

## Pirelli Portuguese Round, 29 September - 1 October 2023

### Results Warm Up

No.	Rider	Nat	Team	Bike	Class	Time	Gap	Rel.	Laps	Speed	
										Avg	Max
1	54 T. RAZGATLIOGLU	TUR	Pata Yamaha Prometeon WorldSBK	Yamaha YZF R1		<b>1'39.726</b>			7	165,766	<b>314,1</b>
2	65 J. REA	GBR	Kawasaki Racing Team WorldSBK	Kawasaki ZX-10RR		<b>1'40.373</b>	0.647	0.647	8	164,698	<b>312,3</b>
3	21 M. RINALDI	ITA	Aruba.it Racing - Ducati	Ducati Panigale V4R		<b>1'40.633</b>	0.907	0.260	8	164,272	<b>312,3</b>
4	9 D. PETRUCCI	ITA	Barni Spark Racing Team	Ducati Panigale V4R	IND	<b>1'40.662</b>	0.936	0.029	8	164,225	<b>312,3</b>
5	31 G. GERLOFF	USA	Bonovo Action BMW	BMW M1000 RR	IND	<b>1'40.695</b>	0.969	0.033	8	164,171	<b>312,3</b>
6	1 A. BAUTISTA	ESP	Aruba.it Racing - Ducati	Ducati Panigale V4R		<b>1'40.759</b>	1.033	0.064	8	164,067	<b>313,2</b>
7	7 I. LECUONA	ESP	Team HRC	Honda CBR1000 RR-R		<b>1'40.874</b>	1.148	0.115	8	163,880	<b>307,8</b>
8	5 P. OETTL	GER	Team GoEleven	Ducati Panigale V4R	IND	<b>1'40.875</b>	1.149	0.001	8	163,878	<b>308,7</b>
9	45 S. REDDING	GBR	ROKIT BMW Motorrad WorldSBK Team	BMW M1000 RR		<b>1'40.933</b>	1.207	0.058	8	163,784	<b>309,6</b>
10	22 A. LOWES	GBR	Kawasaki Racing Team WorldSBK	Kawasaki ZX-10RR		<b>1'40.935</b>	1.209	0.002	6	163,781	<b>310,5</b>
11	60 M. VAN DER MARK	NED	ROKIT BMW Motorrad WorldSBK Team	BMW M1000 RR		<b>1'40.968</b>	1.242	0.033	8	163,727	<b>314,1</b>
12	55 A. LOCATELLI	ITA	Pata Yamaha Prometeon WorldSBK	Yamaha YZF R1		<b>1'40.977</b>	1.251	0.009	7	163,713	<b>309,6</b>
13	77 D. AEGERTER	SUI	GYTR GRT Yamaha WorldSBK Team	Yamaha YZF R1	IND	<b>1'41.022</b>	1.296	0.045	8	163,640	<b>311,4</b>
14	76 L. BAZ	FRA	Bonovo Action BMW	BMW M1000 RR	IND	<b>1'41.072</b>	1.346	0.050	8	163,559	<b>311,4</b>
15	97 X. VIERGE	ESP	Team HRC	Honda CBR1000 RR-R		<b>1'41.127</b>	1.401	0.055	8	163,470	<b>312,3</b>
16	87 R. GARDNER	AUS	GYTR GRT Yamaha WorldSBK Team	Yamaha YZF R1	IND	<b>1'41.248</b>	1.522	0.121	8	163,274	<b>309,6</b>
17	47 A. BASSANI	ITA	Motocorsa Racing	Ducati Panigale V4R	IND	<b>1'41.672</b>	1.946	0.424	8	162,593	<b>311,4</b>
18	28 B. RAY	GBR	Yamaha Motoxracing WorldSBK Team	Yamaha YZF R1	IND	<b>1'41.871</b>	2.145	0.199	8	162,276	<b>311,4</b>
19	34 L. BALDASSARRI	ITA	GMT94 Yamaha	Yamaha YZF R1	IND	<b>1'41.907</b>	2.181	0.036	4	162,218	<b>302,7</b>
20	53 T. RABAT	ESP	Kawasaki Puccetti Racing	Kawasaki ZX-10RR	IND	<b>1'41.953</b>	2.227	0.046	8	162,145	<b>301,8</b>
21	32 I. VINALES	ESP	TPR Team Pedercini Racing	Kawasaki ZX-10RR	IND	<b>1'42.170</b>	2.444	0.217	8	161,801	<b>300,2</b>
22	35 H. SYHRIN	MAS	PETRONAS MIE Racing Honda Team	Honda CBR1000 RR-R	IND	<b>1'42.462</b>	2.736	0.292	8	161,340	<b>296,1</b>
23	16 G. RUIJU	ITA	Bmax Racing	BMW M1000 RR	IND	<b>1'42.848</b>	3.122	0.386	8	160,734	<b>306,1</b>
24	51 E. GRANADO	BRA	PETRONAS MIE Racing Honda Team	Honda CBR1000 RR-R	IND	<b>1'43.027</b>	3.301	0.179	1	160,455	<b>309,6</b>
25	52 O. KONIG	CZE	Orelac Racing MOVISIO	Kawasaki ZX-10RR	IND	<b>1'44.433</b>	4.707	1.406	6	158,295	<b>300,2</b>

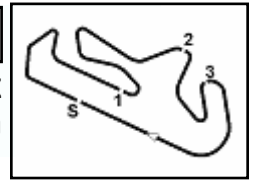
AIR	Humidity:	39%	Temp:	26°C
TRACK	Condition:	Dry	Temp:	22°C

Records	Pole	(SP)	2022 J.Rea	1'39.610	165,960	Km/h
	Race	(SPRC)	2022 J.Rea	1'40.135	165,090	Km/h
	All Times	(SP)	2022 J.Rea	1'39.610	165,960	Km/h

Start 09:00 End 09:17 The results are provisional until the end of the time limit for protests and appeals and the completion of the technical checks.

These data/results cannot be reproduced, stored and/or transmitted in whole or in part by any manner of electronic, mechanical, photocopying, recording, broadcasting or otherwise now known or herein after developed without the previous express consent by the copyright owner, except for reproduction in daily press and regular printed publications on sale to the public within 60 days of the event related to those data/results and always provided that copyright symbol appears together as follows below.

© DORNA WSBK ORGANIZATION Srl 2023



## Pirelli Portuguese Round, 29 September - 1 October 2023

### Results Warm Up

#### Session Highlights

Local Time	No. Rider	Description
09.00.00		Start
09.00.02		WorldSBK Pit Intervention Time: 1min 35secs
09.04.08	<b>51</b> E. <b>GRANADO</b>	Crashed - Turn 1
09.08.27	<b>51</b> E. <b>GRANADO</b>	Medical Centre
09.08.47	<b>1</b> A. <b>BAUTISTA</b>	Lap Cancelled [1'41.017] - Yellow Flag - Turn 1
09.08.52	<b>22</b> A. <b>LOWES</b>	Lap Cancelled [1'40.981] - Yellow Flag - Turn 1
09.08.53	<b>34</b> L. <b>BALDASSARRI</b>	Crashed - Turn 13
09.08.57	<b>9</b> D. <b>PETRUCCI</b>	Lap Cancelled [1'45.103] - Yellow Flag - Turn 1
09.09.02	<b>77</b> D. <b>AEGERTER</b>	Lap Cancelled [1'41.850] - Yellow Flag - Turn 1
09.09.07	<b>21</b> M. <b>RINALDI</b>	Lap Cancelled [1'41.585] - Yellow Flag - Turn 1
09.09.12	<b>65</b> J. <b>REA</b>	Lap Cancelled [1'41.020] - Yellow Flag - Turn 1
09.09.17	<b>31</b> G. <b>GERLOFF</b>	Lap Cancelled [1'41.339] - Yellow Flag - Turn 1
09.09.22	<b>45</b> S. <b>REDDING</b>	Lap Cancelled [1'41.708] - Yellow Flag - Turn 1
09.12.55	<b>52</b> O. <b>KONIG</b>	Lap Cancelled [1'44.499] - Yellow Flag - Turn 13
09.13.01	<b>77</b> D. <b>AEGERTER</b>	Lap Cancelled [1'41.594] - Yellow Flag - Turn 13
09.13.05	<b>9</b> D. <b>PETRUCCI</b>	Lap Cancelled [1'42.002] - Yellow Flag - Turn 13
09.13.10	<b>21</b> M. <b>RINALDI</b>	Lap Cancelled [1'44.016] - Yellow Flag - Turn 13
09.13.15	<b>65</b> J. <b>REA</b>	Lap Cancelled [1'40.565] - Yellow Flag - Turn 13
09.13.20	<b>31</b> G. <b>GERLOFF</b>	Lap Cancelled [1'40.774] - Yellow Flag - Turn 13
09.13.25	<b>55</b> A. <b>LOCATELLI</b>	Lap Cancelled [2'52.857] - Yellow Flag - Turn 13
09.13.30	<b>45</b> S. <b>REDDING</b>	Lap Cancelled [1'41.229] - Yellow Flag - Turn 13
09.13.36	<b>76</b> L. <b>BAZ</b>	Lap Cancelled [1'44.766] - Yellow Flag - Turn 13
09.13.41	<b>60</b> M. <b>VAN DER MARK</b>	Lap Cancelled [1'41.260] - Yellow Flag - Turn 13
09.13.46	<b>7</b> I. <b>LECUONA</b>	Lap Cancelled [1'41.979] - Yellow Flag - Turn 13
09.13.48	<b>52</b> O. <b>KONIG</b>	Technical Problem - Turn 5
09.17.46		End Of Session

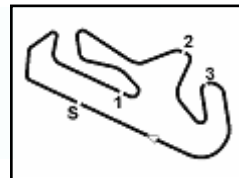
#### Fastest Laps Sequence

No.	Rider	Nat	Team	Bike	Local Time	Time	Gap	Avg
<b>65</b>	J. <b>REA</b>	GBR	Kawasaki Racing Team WorldSBK	Kawasaki ZX-10RR	09:03'35.923	<b>1'40.510</b>		164,473
<b>65</b>	J. <b>REA</b>	GBR	Kawasaki Racing Team WorldSBK	Kawasaki ZX-10RR	09:08'37.948	<b>1'40.373</b>	-0.137	164,698
<b>54</b>	T. <b>RAZGATLIOGLU</b>	TUR	Pata Yamaha Prometeon WorldSBK	Yamaha YZF R1	09:12'21.739	<b>1'39.847</b>	-0.526	165,565
<b>54</b>	T. <b>RAZGATLIOGLU</b>	TUR	Pata Yamaha Prometeon WorldSBK	Yamaha YZF R1	09:14'01.465	<b>1'39.726</b>	-0.121	165,766

Start 09:00 End 09:17 The results are provisional until the end of the time limit for protests and appeals and the completion of the technical checks.

These data/results cannot be reproduced, stored and/or transmitted in whole or in part by any manner of electronic, mechanical, photocopying, recording, broadcasting or otherwise now known or herein after developed without the previous express consent by the copyright owner, except for reproduction in daily press and regular printed publications on sale to the public within 60 days of the event related to those data/results and always provided that copyright symbol appears together as follows below.

© DORNA WSBK ORGANIZATION Srl 2023



Portimao 4.592 m

## Pirelli Portuguese Round, 29 September - 1 October 2023

### Starting Grid - Tissot Superpole Race (10 Laps x 4,592 km = 45,920 km)

1	1	<b>65</b> REA J. Kawasaki 1'39.620	2	<b>22</b> LOWES A. Kawasaki 1'39.762	3	<b>55</b> LOCATELLI A. Yamaha 1'39.872
2	4	<b>54</b> RAZGATLIOGLU T. Yamaha 1'39.891	5	<b>1</b> BAUTISTA A. Ducati 1'39.989	6	<b>7</b> LECUONA I. Honda 1'40.133
3	7	<b>60</b> VAN DER MARK M. BMW 1'40.171	8	<b>9</b> PETRUCCI D. Ducati 1'40.198	9	<b>87</b> GARDNER R. Yamaha 1'40.207
4	10	<b>5</b> DETTL P. Ducati 1'40.262	11	<b>45</b> REDDING S. BMW 1'40.381	12	<b>31</b> GERLOFF G. BMW 1'40.385
5	13	<b>21</b> RINALDI M. Ducati 1'40.385	14	<b>97</b> VIERGE X. Honda 1'40.453	15	<b>47</b> BASSANI A. Ducati 1'40.473
6	16	<b>76</b> BAZ L. BMW 1'40.594	17	<b>77</b> AEGERTER D. Yamaha 1'40.672	18	<b>28</b> RAY B. Yamaha 1'41.147
7	19	<b>34</b> BALDASSARRI L. Yamaha 1'41.286	20	<b>53</b> RABAT T. Kawasaki 1'41.754	21	<b>35</b> SYAHRIN H. Honda 1'41.895
8	22	<b>32</b> VINALES I. Kawasaki 1'42.121	23	<b>16</b> RUIJ G. BMW 1'42.554	24	<b>52</b> KONIG O. Kawasaki 1'43.635

N.51 (Granado E.) has been declared unfit after Warm UP

01/10/2023 The Race Director .....

These data/results cannot be reproduced, stored and/or transmitted in whole or in part by any manner of electronic, mechanical, photocopying, recording, broadcasting or otherwise now known or herein after developed without the previous express consent by the copyright owner, except for reproduction in daily press and regular printed publications on sale to the public within 60 days of the event related to those data/results and always provided that copyright symbol appears together as follows below. © DORNA WSBK ORGANIZATION Srl 2023

## Pirelli Portuguese Round, 29 September - 1 October 2023

### Best Sectors & Speed Warm Up

BEST LAP			
1	54	T. RAZGATLIOGLU	Yamaha YZF R1 1'39.726
2	65	J. REA	Kawasaki ZX-10RR 1'40.373
3	21	M. RINALDI	Ducati Panigale V4R 1'40.633
4	9	D. PETRUCCI	Ducati Panigale V4R 1'40.662
5	31	G. GERLOFF	BMW M1000 RR 1'40.695
6	1	A. BAUTISTA	Ducati Panigale V4R 1'40.759
7	7	I. LECUONA	Honda CBR1000 RR-R 1'40.874
8	5	P. OETTL	Ducati Panigale V4R 1'40.875
9	45	S. REDDING	BMW M1000 RR 1'40.933
10	22	A. LOWES	Kawasaki ZX-10RR 1'40.935
11	60	M. VAN DER MARK	BMW M1000 RR 1'40.968
12	55	A. LOCATELLI	Yamaha YZF R1 1'40.977
13	77	D. AEGERTER	Yamaha YZF R1 1'41.022
14	76	L. BAZ	BMW M1000 RR 1'41.072
15	97	X. VIERGE	Honda CBR1000 RR-R 1'41.127
16	87	R. GARDNER	Yamaha YZF R1 1'41.248
17	47	A. BASSANI	Ducati Panigale V4R 1'41.672
18	28	B. RAY	Yamaha YZF R1 1'41.871
19	34	L. BALDASSARRI	Yamaha YZF R1 1'41.907
20	53	T. RABAT	Kawasaki ZX-10RR 1'41.953
21	32	I. VINALES	Kawasaki ZX-10RR 1'42.170
22	35	H. SYHRIN	Honda CBR1000 RR-R 1'42.462
23	16	G. RUIJU	BMW M1000 RR 1'42.848
24	51	E. GRANADO	Honda CBR1000 RR-R 1'43.027
25	52	D. KONIG	Kawasaki ZX-10RR 1'44.433

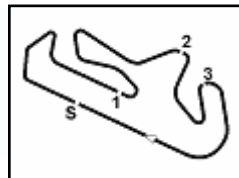
SPEED			
1	60	M. VAN DER MARK	BMW M1000 RR 314,1
2	54	T. RAZGATLIOGLU	Yamaha YZF R1 314,1
3	1	A. BAUTISTA	Ducati Panigale V4R 313,2
4	65	J. REA	Kawasaki ZX-10RR 312,3
5	9	D. PETRUCCI	Ducati Panigale V4R 312,3
6	97	X. VIERGE	Honda CBR1000 RR-R 312,3
7	21	M. RINALDI	Ducati Panigale V4R 312,3
8	31	G. GERLOFF	BMW M1000 RR 312,3
9	77	D. AEGERTER	Yamaha YZF R1 311,4
10	28	B. RAY	Yamaha YZF R1 311,4
11	76	L. BAZ	BMW M1000 RR 311,4
12	47	A. BASSANI	Ducati Panigale V4R 311,4
13	22	A. LOWES	Kawasaki ZX-10RR 310,5
14	87	R. GARDNER	Yamaha YZF R1 309,6
15	45	S. REDDING	BMW M1000 RR 309,6
16	55	A. LOCATELLI	Yamaha YZF R1 309,6
17	51	E. GRANADO	Honda CBR1000 RR-R 309,6
18	5	P. OETTL	Ducati Panigale V4R 308,7
19	7	I. LECUONA	Honda CBR1000 RR-R 307,8
20	16	G. RUIJU	BMW M1000 RR 306,1
21	34	L. BALDASSARRI	Yamaha YZF R1 302,7
22	53	T. RABAT	Kawasaki ZX-10RR 301,8
23	32	I. VINALES	Kawasaki ZX-10RR 300,2
24	52	D. KONIG	Kawasaki ZX-10RR 300,2
25	35	H. SYHRIN	Honda CBR1000 RR-R 296,1

SEG. 1			SEG. 2			SEG. 3			SEG. 4						
1	54	T. RAZGATLIOGLU	31.454	1	54	T. RAZGATLIOGLU	29.647	1	54	T. RAZGATLIOGLU	20.936	1	1	A. BAUTISTA	17.446
2	1	A. BAUTISTA	31.614	2	65	J. REA	29.795	2	65	J. REA	21.019	2	55	A. LOCATELLI	17.575
3	97	X. VIERGE	31.661	3	21	M. RINALDI	29.828	3	31	G. GERLOFF	21.107	3	65	J. REA	17.577
4	7	I. LECUONA	31.727	4	5	P. OETTL	29.863	4	22	A. LOWES	21.140	4	7	I. LECUONA	17.584
5	31	G. GERLOFF	31.729	5	76	L. BAZ	29.882	5	9	D. PETRUCCI	21.148	5	22	A. LOWES	17.612
6	9	D. PETRUCCI	31.733	6	55	A. LOCATELLI	29.942	6	45	S. REDDING	21.150	6	77	D. AEGERTER	17.616
7	5	P. OETTL	31.747	7	22	A. LOWES	29.959	7	60	M. VAN DER MARK	21.178	7	87	R. GARDNER	17.619
8	21	M. RINALDI	31.758	8	31	G. GERLOFF	29.967	8	7	I. LECUONA	21.194	8	54	T. RAZGATLIOGLU	17.619
9	45	S. REDDING	31.808	9	9	D. PETRUCCI	29.992	9	76	L. BAZ	21.212	9	60	M. VAN DER MARK	17.623
10	60	M. VAN DER MARK	31.809	10	45	S. REDDING	30.023	10	21	M. RINALDI	21.219	10	45	S. REDDING	17.633
11	22	A. LOWES	31.838	11	77	D. AEGERTER	30.065	11	1	A. BAUTISTA	21.248	11	5	P. OETTL	17.636
12	65	J. REA	31.844	12	60	M. VAN DER MARK	30.082	12	55	A. LOCATELLI	21.271	12	9	D. PETRUCCI	17.653
13	76	L. BAZ	31.860	13	7	I. LECUONA	30.115	13	32	I. VINALES	21.291	13	76	L. BAZ	17.658
14	55	A. LOCATELLI	31.860	14	87	R. GARDNER	30.170	14	87	R. GARDNER	21.301	14	97	X. VIERGE	17.659
15	87	R. GARDNER	31.927	15	1	A. BAUTISTA	30.177	15	77	D. AEGERTER	21.321	15	34	L. BALDASSARRI	17.665
16	77	D. AEGERTER	31.928	16	28	B. RAY	30.197	16	5	P. OETTL	21.336	16	21	M. RINALDI	17.717
17	28	B. RAY	32.099	17	97	X. VIERGE	30.253	17	47	A. BASSANI	21.358	17	31	G. GERLOFF	17.719
18	47	A. BASSANI	32.116	18	34	L. BALDASSARRI	30.280	18	53	T. RABAT	21.358	18	28	B. RAY	17.728
19	32	I. VINALES	32.265	19	47	A. BASSANI	30.313	19	97	X. VIERGE	21.359	19	47	A. BASSANI	17.760
20	34	L. BALDASSARRI	32.286	20	53	T. RABAT	30.452	20	28	B. RAY	21.397	20	35	H. SYHRIN	17.770
21	53	T. RABAT	32.327	21	32	I. VINALES	30.492	21	35	H. SYHRIN	21.430	21	32	I. VINALES	17.795
22	16	G. RUIJU	32.560	22	35	H. SYHRIN	30.505	22	34	L. BALDASSARRI	21.440	22	51	E. GRANADO	17.814
23	35	H. SYHRIN	32.652	23	16	G. RUIJU	30.533	23	51	E. GRANADO	21.607	23	53	T. RABAT	17.816
24	51	E. GRANADO	32.803	24	51	E. GRANADO	30.710	24	16	G. RUIJU	21.739	24	16	G. RUIJU	18.025
25	52	D. KONIG	33.036	25	52	D. KONIG	31.041	25	52	D. KONIG	21.757	25	52	D. KONIG	18.416

01/10/2023

These data/results cannot be reproduced, stored and/or transmitted in whole or in part by any manner of electronic, mechanical, photocopying, recording, broadcasting or otherwise now known or herein after developed without the previous express consent by the copyright owner, except for reproduction in daily press and regular printed publications on sale to the public within 60 days of the event related to those data/results and always provided that copyright symbol appears together as follows below.

© DORNA WSBK ORGANIZATION Srl 2023



Portimao 4.592 m

## Pirelli Portuguese Round, 29 September - 1 October 2023

### Ideal Times Warm Up

No.	Rider	Nat	Bike	Seg. 1	Seg. 2	Seg. 3	Seg. 4	Ideal Time			
				Diff. 1	Diff. 2	Diff. 3	Diff. 4	Best Lap	Pos.	Diff.	
1	54 T. RAZGATLIOGLU	TUR	Yamaha YZF R1	31.454 +0.014	29.647 +0.004	20.936 +0.052	17.619	1'39.656 1'39.726	1	0.070	
2	65 J. REA	GBR	Kawasaki ZX-10RR	31.844 +0.044	29.795 +0.040	21.019 +0.034	17.577 +0.020	1'40.235 1'40.373	2	0.138	
3	1 A. BAUTISTA	ESP	Ducati Panigale V4R	31.614	30.177 +0.079	21.248 +0.067	17.446 +0.128	1'40.485 1'40.759	6	0.274	
4	31 G. GERLOFF	USA	BMW M1000 RR	31.729 +0.089	29.967	21.107 +0.084	17.719	1'40.522 1'40.695	5	0.173	
5	21 M. RINALDI	ITA	Ducati Panigale V4R	31.758	29.828	21.219 +0.055	17.717 +0.056	1'40.522 1'40.633	3	0.111	
6	9 D. PETRUCCI	ITA	Ducati Panigale V4R	31.733	29.992 +0.021	21.148 +0.032	17.653 +0.083	1'40.526 1'40.662	4	0.136	
7	22 A. LOWES	GBR	Kawasaki ZX-10RR	31.838 +0.060	29.959 +0.131	21.140 +0.128	17.612 +0.067	1'40.549 1'40.935	10	0.386	
8	5 P. OETTL	GER	Ducati Panigale V4R	31.747 +0.283	29.863	21.336	17.636 +0.010	1'40.582 1'40.875	8	0.293	
9	76 L. BAZ	FRA	BMW M1000 RR	31.860	29.882 +0.273	21.212 +0.029	17.658 +0.158	1'40.612 1'41.072	14	0.460	
10	45 S. REDDING	GBR	BMW M1000 RR	31.808 +0.248	30.023 +0.010	21.150	17.633 +0.061	1'40.614 1'40.933	9	0.319	
11	7 I. LECUONA	ESP	Honda CBR1000 RR-R	31.727	30.115 +0.161	21.194 +0.014	17.584 +0.079	1'40.620 1'40.874	7	0.254	
12	55 A. LOCATELLI	ITA	Yamaha YZF R1	31.860 +0.085	29.942	21.271	17.575 +0.244	1'40.648 1'40.977	12	0.329	
13	60 M. VAN DER MARK	NED	BMW M1000 RR	31.809 +0.001	30.082 +0.164	21.178	17.623 +0.111	1'40.692 1'40.968	11	0.276	
14	77 D. AEGERTER	SUI	Yamaha YZF R1	31.928 +0.027	30.065	21.321 +0.032	17.616 +0.033	1'40.930 1'41.022	13	0.092	
15	97 X. VIERGE	ESP	Honda CBR1000 RR-R	31.661	30.253 +0.142	21.359	17.659 +0.053	1'40.932 1'41.127	15	0.195	
16	87 R. GARDNER	AUS	Yamaha YZF R1	31.927 +0.098	30.170	21.301 +0.133	17.619	1'41.017 1'41.248	16	0.231	
17	28 B. RAY	GBR	Yamaha YZF R1	32.099	30.197 +0.247	21.397	17.728 +0.203	1'41.421 1'41.871	18	0.450	
18	47 A. BASSANI	ITA	Ducati Panigale V4R	32.116 +0.013	30.313	21.358 +0.047	17.760 +0.065	1'41.547 1'41.672	17	0.125	
19	34 L. BALDASSARRI	ITA	Yamaha YZF R1	32.286	30.280 +0.110	21.440	17.665 +0.126	1'41.671 1'41.907	19	0.236	
20	32 I. VINALES	ESP	Kawasaki ZX-10RR	32.265	30.492 +0.187	21.291 +0.056	17.795 +0.084	1'41.843 1'42.170	21	0.327	
21	53 T. RABAT	ESP	Kawasaki ZX-10RR	32.327	30.452	21.358	17.816	1'41.953 1'41.953	20		
22	35 H. SYHRIN	MAS	Honda CBR1000 RR-R	32.652 +0.020	30.505	21.430	17.770 +0.085	1'42.357 1'42.462	22	0.105	
23	51 E. GRANADO	BRA	Honda CBR1000 RR-R	32.803	30.710	21.607	17.814 +0.093	1'42.934 1'43.027	24	0.093	
24	52 D. KONIG	CZE	Kawasaki ZX-10RR	33.036	31.041	21.757 +0.064	18.416 +0.119	1'44.250 1'44.433	25	0.183	
	16 G. RUIU	ITA	BMW M1000 RR	One or more sectors missing					1'42.848		
<b>Overall Ideal Time</b>				31.454	29.647	20.936	17.446	1'39.483			

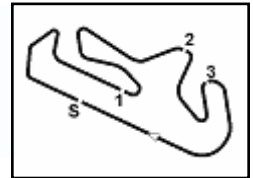
01/10/2023

These data/results cannot be reproduced, stored and/or transmitted in whole or in part by any manner of electronic, mechanical, photocopying, recording, broadcasting or otherwise now known or herein after developed without the previous express consent by the copyright owner, except for reproduction in daily press and regular printed publications on sale to the public within 60 days of the event related to those data/results and always provided that copyright symbol appears together as follows below.

© DORNA WSBK ORGANIZATION Srl 2023

FIGR PERUGIA TIMING





Portimao 4.592 m

## Pirelli Portuguese Round, 29 September - 1 October 2023

### Chronological Analysis Warm Up

1 / 3

1° 54 T. RAZGATLIOGLU [1'39.726]							
Lap	Seg1	Seg2	Seg3	Seg4	Lap Time	km/h	Local Time
1		31.566	22.489	17.770			9:02'02.386
2	31.924	30.244	21.049	17.793	1'41.010	303,5	9:03'43.396
3	31.755	30.080	27.891	38.178	2'07.904P	313,2	9:05'51.300
4	1'55.768	30.775	21.995	18.215	3'06.753P		9:08'58.053
5	31.504	32.827	21.725	17.783	1'43.839	313,2	9:10'41.892
6	<b>31.454</b>	<b>29.647</b>	<b>20.936</b>	17.810	1'39.847	<b>314,1</b>	9:12'21.739
7	31.468	29.651	20.988	<b>17.619</b>	<b>1'39.726</b>	<b>314,1</b>	9:14'01.465
8	32.409	29.806	21.145	17.754	1'41.114	<b>314,1</b>	9:15'42.579

2	31.654	30.587	21.282	<b>17.446</b>	1'40.969	307,0	9:04'00.085
3	31.847	30.305	21.356	17.509	1'41.017C	307,8	9:05'41.102
4	31.719	30.231	21.309	17.506	1'40.765	312,3	9:07'21.867
5	31.659	<b>30.177</b>	24.488	17.835	1'44.159	312,3	9:09'06.026
6	31.997	30.361	21.333	17.507	1'41.198	308,7	9:10'47.224
7	<b>31.614</b>	30.256	21.315	17.574	<b>1'40.759</b>	<b>313,2</b>	9:12'27.983
8	31.766	30.392	<b>21.248</b>	17.604	1'41.010	304,4	9:14'08.993
9	31.731	30.464	21.291	17.617	1'41.103	312,3	9:15'50.096

2° 65 J. REA [1'40.373]							
Lap	Seg1	Seg2	Seg3	Seg4	Lap Time	km/h	Local Time
1		31.292	21.706	17.894			9:01'55.413
2	31.922	29.992	<b>21.019</b>	<b>17.577</b>	1'40.510	301,0	9:03'35.923
3	32.060	29.935	21.034	17.603	1'40.632	309,6	9:05'16.555
4	32.379	29.958	21.101	17.582	1'41.020C	300,2	9:06'57.575
5	31.888	29.835	21.053	17.597	<b>1'40.373</b>	311,4	9:08'37.948
6	31.875	29.881	21.122	17.687	1'40.565C	<b>312,3</b>	9:10'18.513
7	<b>31.844</b>	<b>29.795</b>	21.182	17.634	1'40.455	311,4	9:11'58.968
8	<b>31.844</b>	29.811	21.023	17.712	1'40.390	<b>312,3</b>	9:13'39.358
9	38.307	32.205	25.339	19.150	1'55.001	305,2	9:15'34.359

7° 7 I. LECUONA [1'40.874]							
Lap	Seg1	Seg2	Seg3	Seg4	Lap Time	km/h	Local Time
1		31.105	21.541	17.751			9:02'05.376
2	32.016	30.415	21.381	17.677	1'41.489	298,5	9:03'46.865
3	31.847	<b>30.115</b>	21.480	17.599	1'41.041	<b>307,8</b>	9:05'27.906
4	32.107	30.244	21.299	17.637	1'41.287	292,9	9:07'09.193
5	32.144	30.350	21.318	<b>17.584</b>	1'41.396	292,9	9:08'50.589
6	32.083	30.854	21.318	17.724	1'41.979C	287,4	9:10'32.568
7	31.895	30.137	<b>21.194</b>	17.653	1'40.879	305,2	9:12'13.447
8	<b>31.727</b>	30.276	21.208	17.663	<b>1'40.874</b>	304,4	9:13'54.321
9	32.072	30.323	21.524	17.740	1'41.659	307,0	9:15'35.980

3° 21 M. RINALDI [1'40.633]							
Lap	Seg1	Seg2	Seg3	Seg4	Lap Time	km/h	Local Time
1		31.650	22.113	18.119			9:03'03.302
2	32.165	30.222	21.245	<b>17.717</b>	1'41.349	301,8	9:04'44.651
3	32.450	30.141	<b>21.219</b>	17.775	1'41.585C	298,5	9:06'26.236
4	32.003	29.908	21.296	17.722	1'40.929	305,2	9:08'07.165
5	31.832	29.998	24.091	18.095	1'44.016C	308,7	9:09'51.181
6	31.774	30.216	21.362	17.785	1'41.137	310,5	9:11'32.318
7	<b>31.758</b>	<b>29.828</b>	21.274	17.773	<b>1'40.633</b>	<b>312,3</b>	9:13'12.951
8	31.840	33.699	22.591	18.265	1'46.395	308,7	9:14'59.346
9	31.840	30.080	21.300	17.846	1'41.066	311,4	9:16'40.412

8° 5 P. OETTL [1'40.875]							
Lap	Seg1	Seg2	Seg3	Seg4	Lap Time	km/h	Local Time
1		30.582	21.506	17.898			9:02'09.684
2	31.935	30.892	21.674	<b>17.636</b>	1'42.137	305,2	9:03'51.821
3	32.030	<b>29.863</b>	<b>21.336</b>	17.646	<b>1'40.875</b>	298,5	9:05'32.696
4	32.042	30.447	21.419	17.691	1'41.599	305,2	9:07'14.295
5	31.867	30.113	21.571	17.776	1'41.327	307,8	9:08'55.622
6	32.042	30.455	21.737	17.675	1'41.909	296,1	9:10'37.531
7	31.917	30.316	21.589	17.681	1'41.503	293,7	9:12'19.034
8	31.904	30.023	21.355	17.759	1'41.041	302,7	9:14'00.075
9	<b>31.747</b>	30.051	21.440	17.833	1'41.071	<b>308,7</b>	9:15'41.146

4° 9 D. PETRUCCI [1'40.662]							
Lap	Seg1	Seg2	Seg3	Seg4	Lap Time	km/h	Local Time
1		31.697	22.557	18.121			9:02'28.780
2	32.152	30.263	21.506	17.817	1'41.738	301,0	9:04'10.518
3	35.675	30.520	21.235	17.673	1'45.103C	289,0	9:05'55.621
4	31.926	<b>29.992</b>	21.153	<b>17.653</b>	1'40.724	304,4	9:07'36.345
5	31.947	30.253	21.962	17.840	1'42.002C	297,7	9:09'18.347
6	31.766	30.163	21.264	17.764	1'40.957	<b>312,3</b>	9:10'59.304
7	31.823	30.096	21.182	17.778	1'40.879	310,5	9:12'40.183
8	31.762	30.042	<b>21.148</b>	17.713	1'40.665	309,6	9:14'20.848
9	<b>31.733</b>	30.013	21.180	17.736	<b>1'40.662</b>	<b>312,3</b>	9:16'01.510

9° 45 S. REDDING [1'40.933]							
Lap	Seg1	Seg2	Seg3	Seg4	Lap Time	km/h	Local Time
1		31.169	21.789	17.759			9:01'55.567
2	32.075	30.845	21.330	<b>17.633</b>	1'41.883	289,7	9:03'37.450
3	32.056	30.033	<b>21.150</b>	17.694	<b>1'40.933</b>	301,8	9:05'18.383
4	32.556	30.111	21.336	17.705	1'41.708C	295,3	9:07'00.091
5	32.071	<b>30.023</b>	21.232	17.766	1'41.092	302,7	9:08'41.183
6	31.924	30.233	21.294	17.778	1'41.229C	307,0	9:10'22.412
7	<b>31.808</b>	30.203	21.200	17.821	1'41.032	<b>309,6</b>	9:12'03.444
8	32.028	32.217	23.564	17.805	1'45.614	<b>309,6</b>	9:13'49.058
9	31.862	30.240	21.257	17.766	1'41.125	308,7	9:15'30.183

5° 31 G. GERLOFF [1'40.695]							
Lap	Seg1	Seg2	Seg3	Seg4	Lap Time	km/h	Local Time
1		31.590	21.527	18.004			9:01'55.319
2	31.827	31.040	21.184	17.827	1'41.878	307,8	9:03'37.197
3	31.941	30.151	21.176	17.797	1'41.065	307,8	9:05'18.262
4	32.430	30.046	21.112	17.751	1'41.339C	293,7	9:06'59.601
5	<b>31.729</b>	30.112	21.159	17.737	1'40.737	307,8	9:08'40.338
6	31.865	29.972	21.232	17.705	1'40.774C	307,0	9:10'21.112
7	31.745	30.077	21.195	17.739	1'40.756	310,5	9:12'01.868
8	31.876	30.055	<b>21.107</b>	17.767	1'40.805	307,0	9:13'42.673
9	31.818	<b>29.967</b>	21.191	<b>17.719</b>	<b>1'40.695</b>	<b>312,3</b>	9:15'23.368

10° 22 A. LOWES [1'40.935]							
Lap	Seg1	Seg2	Seg3	Seg4	Lap Time	km/h	Local Time
1		31.745	21.916	18.199			9:02'19.445
2	32.106	30.453	21.270	<b>17.612</b>	1'41.441	301,8	9:04'00.886
3	32.162	30.046	<b>21.140</b>	17.633	1'40.981C	307,8	9:05'41.867
4	31.898	30.090	21.268	17.679	<b>1'40.935</b>	308,7	9:07'22.802
5	<b>31.838</b>	30.120	22.860	42.209	2'07.027P	308,7	9:09'29.829
6	3'08.607	30.814	21.359	17.899	4'18.679P		9:13'48.508
7	32.123	<b>29.959</b>	21.276	17.739	1'41.097	<b>310,5</b>	9:15'29.605

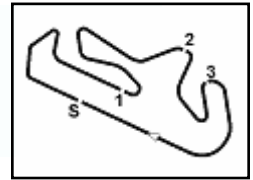
6° 1 A. BAUTISTA [1'40.759]							
Lap	Seg1	Seg2	Seg3	Seg4	Lap Time	km/h	Local Time
1		32.145	21.878	17.727			9:02'19.116

11° 60 M. VAN DER MARK [1'40.968]							
Lap	Seg1	Seg2	Seg3	Seg4	Lap Time	km/h	Local Time
1		31.104	22.272	17.817			9:02'04.141
2	32.271	30.261	21.483	17.839	1'41.854	307,8	9:03'45.995
3	32.339	30.349	21.465	17.642	1'41.795	302,7	9:05'27.790
4	32.089	<b>30.082</b>	21.389	17.716	1'41.276	301,8	9:07'09.066
5	32.126	30.208	21.384	<b>17.623</b>	1'41.341	301,8	9:08'50.407

01/10/2023 P = Pits In/Out - C = Lap Time Cancelled

These data/results cannot be reproduced, stored and/or transmitted in whole or in part by any manner of electronic, mechanical, photocopying, recording, broadcasting or otherwise now known or herein after developed without the previous express consent by the copyright owner, except for reproduction in daily press and regular printed publications on sale to the public within 60 days of the event related to those data/results and always provided that copyright symbol appears together as follows below.

© DORNA WSBK ORGANIZATION Srl 2023



Portimao 4.592 m

2 / 3

6	31.987	30.255	21.261	17.757	1'41.260C	306,1	9:10'31.667
7	31.810	30.246	<b>21.178</b>	17.734	<b>1'40.968</b>	312,3	9:12'12.635
8	<b>31.809</b>	32.529	21.281	17.747	1'43.366	313,2	9:13'56.001
9	31.911	30.104	21.341	17.800	1'41.156	<b>314,1</b>	9:15'37.157

17° 47 A. BASSANI [1'41.672]							
Lap	Seg1	Seg2	Seg3	Seg4	Lap Time	km/h	Local Time
1		31.429	21.944	17.837			9:02'04.535
2	32.464	30.686	<b>21.358</b>	<b>17.760</b>	1'42.268	286,7	9:03'46.803
3	32.353	30.428	21.393	17.872	1'42.046	292,9	9:05'28.849
4	32.129	<b>30.313</b>	21.405	<b>17.825</b>	<b>1'41.672</b>	303,5	9:07'10.521
5	32.539	30.399	21.563	17.872	1'42.373	300,2	9:08'52.894
6	32.327	31.041	28.185	17.894	1'49.447	296,1	9:10'42.341
7	<b>32.116</b>	30.446	21.418	17.899	1'41.879	302,7	9:12'24.220
8	39.889	33.875	21.825	18.043	1'53.632	<b>311,4</b>	9:14'17.852
9	32.191	30.440	21.416	17.965	1'42.012	307,8	9:15'59.864

12° 55 A. LOCATELLI [1'40.977]							
Lap	Seg1	Seg2	Seg3	Seg4	Lap Time	km/h	Local Time
1		31.553	22.154	17.700			9:02'02.810
2	32.169	30.154	21.320	<b>17.575</b>	1'41.218	291,3	9:03'44.028
3	32.391	30.105	21.417	17.800	1'41.713	292,1	9:05'25.741
4	32.584	30.406	21.594	38.572	2'03.156P	294,5	9:07'28.897
5	1'42.240	31.514	21.345	17.758	2'52.857CP		9:10'21.754
6	31.945	<b>29.942</b>	<b>21.271</b>	17.819	<b>1'40.977</b>	298,5	9:12'02.731
7	<b>31.860</b>	30.012	21.321	17.823	1'41.016	301,8	9:13'43.747
8	31.960	30.022	21.383	17.909	1'41.274	<b>309,6</b>	9:15'25.021

18° 28 B. RAY [1'41.871]							
Lap	Seg1	Seg2	Seg3	Seg4	Lap Time	km/h	Local Time
1		31.640	22.124	18.070			9:01'57.838
2	32.391	30.844	21.602	17.999	1'42.836	304,4	9:03'40.674
3	32.808	32.644	23.043	<b>17.728</b>	1'46.223	292,1	9:05'26.897
4	32.353	<b>30.197</b>	21.584	18.016	1'42.150	299,3	9:07'09.047
5	33.002	32.108	22.022	17.934	1'45.066	282,2	9:08'54.113
6	32.122	30.461	22.209	18.106	1'42.898	<b>311,4</b>	9:10'37.011
7	<b>32.099</b>	30.444	<b>21.397</b>	17.931	<b>1'41.871</b>	305,2	9:12'18.882
8	32.352	30.258	21.411	17.870	1'41.891	301,8	9:14'00.773
9	34.259	31.162	21.746	18.108	1'45.275	306,1	9:15'46.048

13° 77 D. AEGERTER [1'41.022]							
Lap	Seg1	Seg2	Seg3	Seg4	Lap Time	km/h	Local Time
1		32.652	22.783	20.646			9:02'30.808
2	32.573	30.435	21.335	<b>17.616</b>	1'41.959	294,5	9:04'12.767
3	32.579	30.244	21.346	17.681	1'41.850C	293,7	9:05'54.617
4	32.058	30.101	21.363	17.735	1'41.257	307,0	9:07'35.874
5	32.090	30.130	21.576	17.798	1'41.594C	307,0	9:09'17.468
6	32.229	30.306	21.344	19.039	1'42.918	306,1	9:11'00.386
7	32.150	30.206	21.327	17.777	1'41.460	309,6	9:12'41.846
8	31.955	<b>30.065</b>	21.353	17.649	<b>1'41.022</b>	310,5	9:14'22.868
9	<b>31.928</b>	30.281	<b>21.321</b>	17.753	1'41.283	<b>311,4</b>	9:16'04.151

19° 34 L. BALDASSARRI [1'41.907]							
Lap	Seg1	Seg2	Seg3	Seg4	Lap Time	km/h	Local Time
1		31.340	21.904	<b>17.665</b>			9:02'03.278
2	32.541	30.541	21.668	17.786	1'42.536	295,3	9:03'45.814
3	<b>32.286</b>	30.390	<b>21.440</b>	17.791	<b>1'41.907</b>	<b>302,7</b>	9:05'27.721
4	32.662	<b>30.280</b>	21.519	17.761	1'42.222	282,9	9:07'09.943
5	37.363	30.818			5'36.284P	288,2	9:12'46.227

14° 76 L. BAZ [1'41.072]							
Lap	Seg1	Seg2	Seg3	Seg4	Lap Time	km/h	Local Time
1		31.136	21.905	18.056			9:01'56.461
2	32.008	30.324	21.404	<b>17.658</b>	1'41.394	303,5	9:03'37.855
3	<b>31.860</b>	30.155	21.241	17.816	<b>1'41.072</b>	300,2	9:05'18.927
4	32.356	30.189	21.535	17.837	1'41.917	296,1	9:07'00.844
5	32.032	<b>29.882</b>	21.499	17.956	1'41.369	305,2	9:08'42.213
6	32.031	30.246	23.329	19.160	1'44.766C	308,7	9:10'26.979
7	31.971	32.863	24.506	17.871	1'47.211	<b>311,4</b>	9:12'14.190
8	31.894	30.235	<b>21.212</b>	17.893	1'41.234	309,6	9:13'55.424
9	34.874	31.932	22.946	17.793	1'47.545	308,7	9:15'42.969

20° 53 T. RABAT [1'41.953]							
Lap	Seg1	Seg2	Seg3	Seg4	Lap Time	km/h	Local Time
1		31.742	22.029	18.183			9:01'58.259
2	32.670	30.734	21.560	17.966	1'42.930	289,7	9:03'41.189
3	32.650	31.331	26.154	17.985	1'48.120	291,3	9:05'29.309
4	32.655	30.615	21.405	17.994	1'42.669	287,4	9:07'11.978
5	32.536	30.838	21.560	17.957	1'42.891	<b>301,8</b>	9:08'54.869
6	32.590	30.510	21.540	17.928	1'42.568	296,9	9:10'37.437
7	32.460	30.874	25.041	18.917	1'47.292	284,4	9:12'24.729
8	<b>32.327</b>	<b>30.452</b>	<b>21.358</b>	<b>17.816</b>	<b>1'41.953</b>	298,5	9:14'06.682
9	32.567	30.603	21.512	17.964	1'42.646	294,5	9:15'49.328

15° 97 X. VIERGE [1'41.127]							
Lap	Seg1	Seg2	Seg3	Seg4	Lap Time	km/h	Local Time
1		31.474	21.820	18.009			9:02'08.725
2	32.089	30.404	21.457	17.674	1'41.624	308,7	9:03'50.349
3	32.117	30.480	21.427	17.831	1'41.855	307,8	9:05'32.204
4	32.247	30.583	28.954	19.157	1'50.941	306,1	9:07'23.145
5	31.889	30.257	22.872	18.226	1'43.244	301,0	9:09'06.389
6	31.956	30.401	21.386	<b>17.659</b>	1'41.402	310,5	9:10'47.791
7	<b>31.661</b>	30.395	<b>21.359</b>	17.712	<b>1'41.127</b>	<b>312,3</b>	9:12'28.918
8	31.919	<b>30.253</b>	21.396	17.678	1'41.246	310,5	9:14'10.164
9	31.985	30.316	21.641	18.023	1'41.965	310,5	9:15'52.129

21° 32 I. VINALES [1'42.170]							
Lap	Seg1	Seg2	Seg3	Seg4	Lap Time	km/h	Local Time
1		31.652	22.509	17.941			9:02'04.092
2	32.741	30.660	21.973	<b>17.795</b>	1'43.169	285,9	9:03'47.261
3	32.624	30.628	21.438	17.870	1'42.560	<b>300,2</b>	9:05'29.821
4	32.655	30.556	<b>21.291</b>	17.831	1'42.333	287,4	9:07'12.154
5	32.887	30.818	21.787	17.947	1'43.439	284,4	9:08'55.593
6	32.654	<b>30.492</b>	21.441	17.799	1'42.386	281,5	9:10'37.979
7	32.507	30.736	25.975	17.981	1'47.199	293,7	9:12'25.178
8	<b>32.265</b>	30.679	21.347	17.879	<b>1'42.170</b>	<b>300,2</b>	9:14'07.348
9	32.405	30.527	21.497	17.854	1'42.283	298,5	9:15'49.631

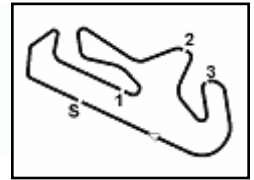
16° 87 R. GARDNER [1'41.248]							
Lap	Seg1	Seg2	Seg3	Seg4	Lap Time	km/h	Local Time
1		31.672	22.433	17.655			9:02'02.090
2	32.051	30.509	21.494	17.673	1'41.727	303,5	9:03'43.817
3	32.438	31.108	21.580	17.698	1'42.824	300,2	9:05'26.641
4	32.309	30.174	21.749	18.059	1'42.291	301,8	9:07'08.932
5	32.025	<b>30.170</b>	21.434	<b>17.619</b>	<b>1'41.248</b>	<b>309,6</b>	9:08'50.180
6	31.992	32.761	29.986	17.760	1'52.499	<b>309,6</b>	9:10'42.679
7	32.046	30.453	21.390	17.690	1'41.579	300,2	9:12'24.258
8	<b>31.927</b>	30.446	<b>21.301</b>	17.645	1'41.319	304,4	9:14'05.577

22° 35 H. SYAHRIN [1'42.462]							
Lap	Seg1	Seg2	Seg3	Seg4	Lap Time	km/h	Local Time
1		32.529	28.830	18.581			9:02'07.158

01/10/2023 P = Pits In/Out - C = Lap Time Cancelled

These data/results cannot be reproduced, stored and/or transmitted in whole or in part by any manner of electronic, mechanical, photocopying, recording, broadcasting or otherwise now known or herein after developed without the previous express consent by the copyright owner, except for reproduction in daily press and regular printed publications on sale to the public within 60 days of the event related to those data/results and always provided that copyright symbol appears together as follows below.

© DORNA WSBK ORGANIZATION Srl 2023



## Pirelli Portuguese Round, 29 September - 1 October 2023

### Chronological Analysis Warm Up

2	33.839	30.899	21.561	<b>17.770</b>	1'44.069	282,2	9:03'51.227
3	32.672	<b>30.505</b>	<b>21.430</b>	17.855	<b>1'42.462</b>	290,5	9:05'33.689
4	33.105	30.734	21.839	18.040	1'43.718	284,4	9:07'17.407
5	<b>32.652</b>	30.984	27.462	18.417	1'49.515	289,7	9:09'06.922
6	32.744	30.615	21.588	17.964	1'42.911	290,5	9:10'49.833
7	32.816	30.710	21.597	18.112	1'43.235	294,5	9:12'33.068
8	32.734	30.691	21.518	17.995	1'42.938	290,5	9:14'16.006
9	32.710	30.663	21.474	18.077	1'42.924	<b>296,1</b>	9:15'58.930

23°		16 G. RUIU [1'42.848]					
Lap	Seg.1	Seg.2	Seg.3	Seg.4	Lap Time	km/h	Local Time
1			21.914	18.119			9:01'56.418
2			21.886	18.199	1'44.022	283,7	9:03'40.440
3			21.964	18.187	1'44.136	294,5	9:05'24.576
4			22.170	18.120	1'44.310	298,5	9:07'08.886
5			21.789	18.134	1'43.515	289,0	9:08'52.401
6			24.975	18.080	1'46.445	305,2	9:10'38.846
7			<b>21.739</b>	18.406	1'43.239	<b>306,1</b>	9:12'22.085
8			21.755	18.118	<b>1'42.848</b>	<b>306,1</b>	9:14'04.933
9	<b>32.560</b>	<b>30.533</b>	21.759	<b>18.025</b>	1'42.877	304,4	9:15'47.810

24°		51 E. GRANADO [1'43.027]					
Lap	Seg.1	Seg.2	Seg.3	Seg.4	Lap Time	km/h	Local Time
1		32.301	22.183	<b>17.814</b>			9:02'02.698
2	<b>32.803</b>	<b>30.710</b>	<b>21.607</b>	17.907	<b>1'43.027</b>	292,1	9:03'45.725

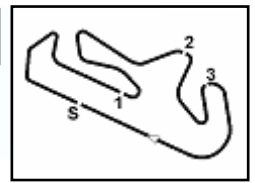
25°		52 D. KONIG [1'44.433]					
Lap	Seg.1	Seg.2	Seg.3	Seg.4	Lap Time	km/h	Local Time
1		32.415	27.893	18.691			9:02'07.094
2	33.492	31.876	22.518	18.524	1'46.410	292,1	9:03'53.504
3	33.196	31.122	21.822	18.443	1'44.583	294,5	9:05'38.087
4	33.209	34.327	21.877	<b>18.416</b>	1'47.829	297,7	9:07'25.916
5	33.111	31.102	21.892	18.394	1'44.499C	295,3	9:09'10.415
6	<b>33.036</b>	<b>31.041</b>	21.821	18.535	<b>1'44.433</b>	<b>300,2</b>	9:10'54.848
7	34.931	34.685	<b>21.757</b>	18.787	1'50.160	294,5	9:12'45.008

01/10/2023 P = Pits In/Out - C = Lap Time Cancelled

These data/results cannot be reproduced, stored and/or transmitted in whole or in part by any manner of electronic, mechanical, photocopying, recording, broadcasting or otherwise now known or herein after developed without the previous express consent by the copyright owner, except for reproduction in daily press and regular printed publications on sale to the public within 60 days of the event related to those data/results and always provided that copyright symbol appears together as follows below.

© DORNA WSBK ORGANIZATION Srl 2023





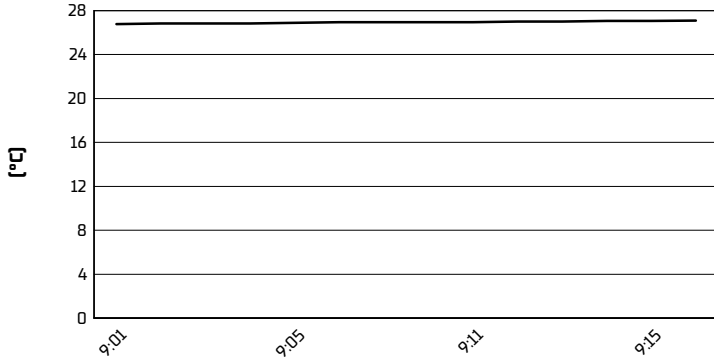
Portimao 4.592 m

**Pirelli Portuguese Round, 29 September - 1 October 2023**

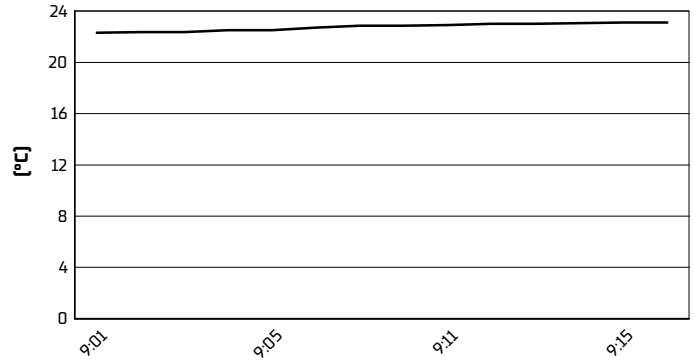
**Weather Report Warm Up**

Session started 09:00 - Session ended 9:17

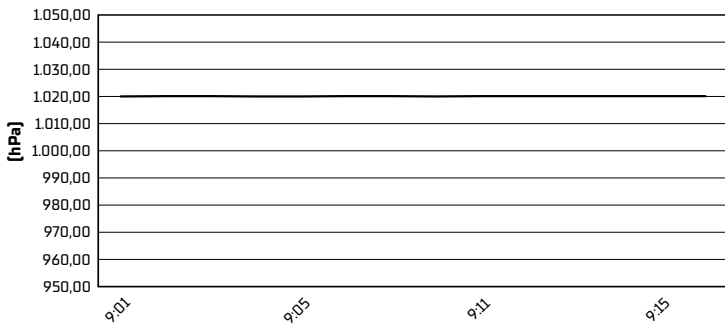
**Air Temperature**



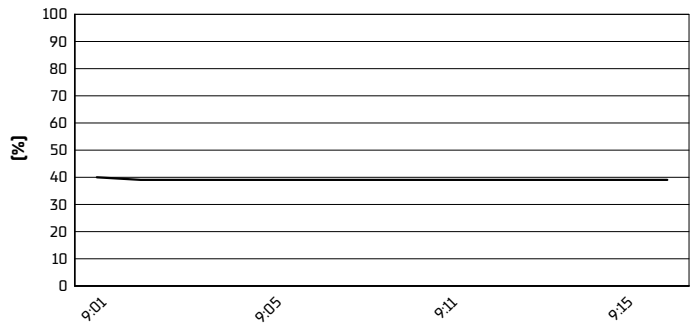
**Track Temperature**



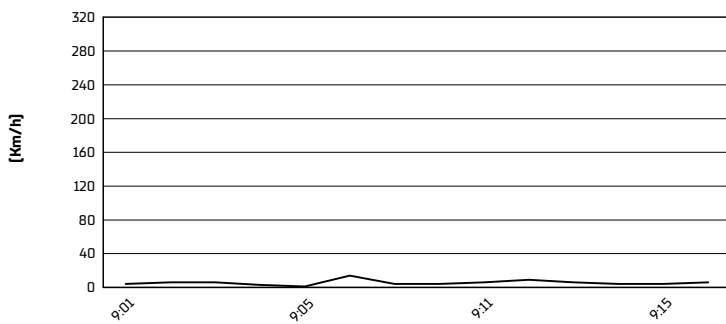
**Air Pressure**



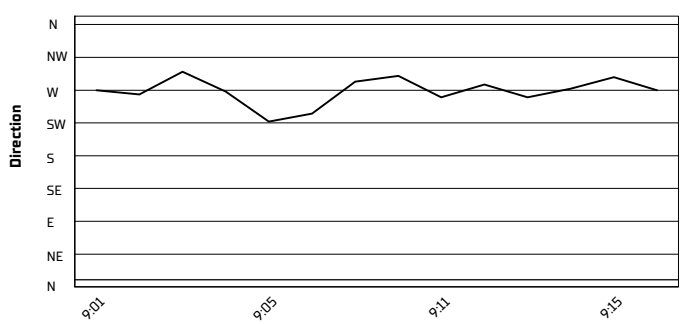
**Humidity**



**Wind Speed**



**Wind Direction**



01/10/2023

These data/results cannot be reproduced, stored and/or transmitted in whole or in part by any manner of electronic, mechanical, photocopying, recording, broadcasting or otherwise now known or herein after developed without the previous express consent by the copyright owner, except for reproduction in daily press and regular printed publications on sale to the public within 60 days of the event related to those data/results and always provided that copyright symbol appears together as follows below.

© DORNA WSBK ORGANIZATION Srl 2023