

Pirelli Portuguese Round, 29 September - 1 October 2023
Results Race 1

Laps 17 = 78,064 Km - Time of Race 29'30.175 - Avg. 158,759 km/h

Pos	Grid	No. Rider	Nat	Team	Bike	Class	LL	Gap	Rel.	Fastest Lap	Speed	Qualifying	Speed
1	1	11 N. BULEGA	ITA	Aruba.it Racing WorldSSP Team	Ducati Panigale V2		17			1'43.846	280,0	1'42.769	279,3
2	2	62 S. MANZI	ITA	Ten Kate Racing Yamaha	Yamaha YZF R6		17	2.637	2.637	1'43.710	282,2	1'43.292	276,4
3	4	9 J. NAVARRO	ESP	Ten Kate Racing Yamaha	Yamaha YZF R6		17	6.521	3.884	1'43.819	279,3	1'43.541	275,7
4	7	23 M. SCHROETTER	GER	MV Agusta Reparto Corse	MV Agusta F3 800 RR		17	14.090	7.569	1'44.495	282,2	1'43.690	279,3
5	5	94 V. DEBISE	FRA	GMT94 Yamaha	Yamaha YZF R6		17	14.250	0.160	1'44.242	280,7	1'43.553	281,5
6	10	64 F. CARICASULO	ITA	Althea Racing Team	Ducati Panigale V2		17	15.410	1.160	1'44.583	285,9	1'43.860	282,9
7	17	54 B. SOFUOGLU	TUR	MV Agusta Reparto Corse	MV Agusta F3 800 RR		17	20.949	5.539	1'44.467	282,2	1'44.531	282,2
8	14	3 R. DE ROSA	ITA	Orelac Racing Verdnatura	Ducati Panigale V2		17	22.986	2.037	1'44.551	280,0	1'44.179	279,3
9	15	66 N. TUULI	FIN	PTR Triumph	Triumph Street Triple RS 765		17	25.683	2.697	1'44.503	281,5	1'44.366	274,3
10	11	48 L. DALLA PORTA	ITA	Evan Bros. WorldSSP Yamaha Team	Yamaha YZF R6		17	28.865	3.182	1'45.180	288,2	1'43.866	282,2
11	6	71 T. EDWARDS	AUS	Yart-Yamaha WorldSSP Team	Yamaha YZF R6	*	17	28.944	0.079	1'44.621	287,4	1'43.649	284,4
12	18	50 O. VOSTATEK	CZE	PTR Triumph	Triumph Street Triple RS 765		17	29.081	0.137	1'45.095	284,4	1'44.758	284,4
13	19	17 J. MCPHEE	GBR	D34G Racing	Ducati Panigale V2		17	32.860	3.779	1'45.048	285,2	1'45.106	282,2
14	9	61 C. ONCU	TUR	Kawasaki Puccetti Racing	Kawasaki ZX-6R		17	37.565	4.705	1'44.915	282,2	1'43.735	282,9
15	13	69 T. BOOTH-AMOS	GBR	Motozoo ME AIR Racing	Kawasaki ZX-6R	*	17	40.212	2.647	1'44.641	280,7	1'44.066	280,0
16	16	72 Y. RUIZ	ESP	MDR Offitec Yamaha	Yamaha YZF R6		17	42.049	1.837	1'44.915	277,8	1'44.369	273,6
17	23	51 A. SARMOON	THA	Yamaha Thailand Racing Team	Yamaha YZF R6		17	46.969	4.920	1'45.911	283,7	1'45.651	272,9
18	26	68 L. POWER	AUS	Motozoo ME AIR Racing	Kawasaki ZX-6R	*	17	47.119	0.150	1'45.820	278,6	1'45.901	277,8
19	21	73 M. KOFLER	AUT	D34G Racing	Ducati Panigale V2	*	17	47.208	0.089	1'45.752	287,4	1'45.507	282,9
20	22	45 T. SMITS	NED	Yamaha Thailand Racing Team	Yamaha YZF R6		17	47.371	0.163	1'45.854	281,5	1'45.603	275,7
21	20	22 F. FULIGNI	ITA	Orelac Racing Verdnatura	Ducati Panigale V2	*	17	47.576	0.205	1'45.664	281,5	1'45.154	277,8
22	25	95 T. MACKENZIE	GBR	PETRONAS MIE Racing Honda Team	Honda CBR600RR		17	47.763	0.187	1'46.030	278,6	1'45.765	269,6
23	24	27 A. DIAZ	ESP	Arco Yart Yamaha WorldSSP	Yamaha YZF R6	*	17	48.060	0.297	1'45.852	278,6	1'45.692	277,1
24	29	26 M. NORRODIN	MAS	PETRONAS MIE Racing Honda Team	Honda CBR600RR		17	57.213	9.153	1'46.453	277,8	1'46.539	281,5
25	27	16 Y. OKAYA	JPN	ProDina Kawasaki Racing	Kawasaki ZX-6R	*	17	57.223	0.010	1'46.211	280,0	1'46.200	277,8
26	30	98 M. ABE	JPN	VFT Racing WEBIKE Yamaha	Yamaha YZF R6	*	17	1'31.202	33.979	1'48.403	275,0		274,3
27	31	88 A. MIGNO	ITA	PETRONAS MIE Racing Honda Team	Honda CBR600RR		13	4 Laps	4 Laps	1'46.769	275,0		275,7
-----Not Classified-----													
RET	8	28 G. VAN STRAALEN	NED	EAB Racing Team	Yamaha YZF R6		14	3 Laps		1'44.823	277,8	1'43.726	277,1
RET	28	35 L. TACCINI	ITA	Vince64 by Puccetti Racing	Kawasaki ZX-6R		13	4 Laps		1'46.994	280,7	1'46.334	277,1
RET	3	55 Y. MONTELLA	ITA	Barni Spark Racing Team	Ducati Panigale V2		6	11 Laps		1'43.686	286,7	1'43.504	279,3
RET	12	99 A. HUERTAS	ESP	MTM Kawasaki	Kawasaki ZX-6R		0				46,4	1'43.928	280,7

AIR	Humidity:	43%	Temp:	29°C
TRACK	Condition:	Dry	Temp:	40°C

Records	Pole (SP)	2023	N.Bulega	1'42.769	160,858 Km/h
	Race (RC2)	2022	R.De Rosa	1'44.123	158,766 Km/h
	All Times (SP)	2023	N.Bulega	1'42.769	160,858 Km/h
Race Fastest Lap	[New Record]	Lap 4	Y.Montella	1'43.686	159,435 Km/h

LAP LEADERS				
No. Rider	From	To	Laps	Total
11 N. BULEGA	1	17	17	17

TOTAL LEADER LAPS	
No. Rider	Laps
11 N. BULEGA	249
62 S. MANZI	40
61 C. ONCU	28
54 B. SOFUOGLU	17
95 T. MACKENZIE	9
64 F. CARICASULO	8
23 M. SCHROETTER	1
94 V. DEBISE	1

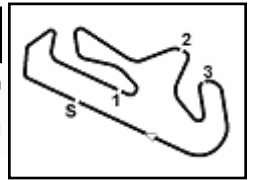
* WorldSSP Challenge

Start End The results are provisional until the end of the time limit for protests and appeals and the completion of the technical checks.

30/09/2023 15:15 15:53

These data/results cannot be reproduced, stored and/or transmitted in whole or in part by any manner of electronic, mechanical, photocopying, recording, broadcasting or otherwise now known or herein after developed without the previous express consent by the copyright owner, except for reproduction in daily press and regular printed publications on sale to the public within 60 days of the event related to those data/results and always provided that copyright symbol appears together as follows below.

© DORNA WSBK ORGANIZATION Srl 2023



Pirelli Portuguese Round, 29 September - 1 October 2023
Results Race 1

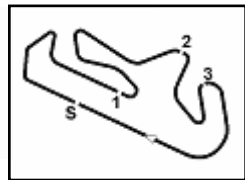
Race Highlights

Time	No. Rider	Description
15.13.06		Warm Up Lap Started
15.15.14		Start
15.16.09	99 A. HUERTAS	Technical Problem - Turn 1
15.16.18	99 A. HUERTAS	Re-joined
15.17.31	99 A. HUERTAS	Crashed - Turn 13
15.18.02		No Jump Starts
15.18.05	99 A. HUERTAS	Not Actively Competing
15.22.22	72 Y. RUIZ	On the Gravel - Re-Joined - Turn 8
15.27.38	55 Y. MONTELLA	Technical Problem - Turn 11
15.28.20	55 Y. MONTELLA	Not Actively Competing
15.30.26	88 A. MIGNO	Entered Pits
15.32.16	69 T. BOOTH-AMOS	Crashed - Turn 3
15.32.32	69 T. BOOTH-AMOS	Re-joined
15.33.51	3 R. DE ROSA	Long Lap Penalty - Irresponsible Riding
15.35.04		2/3 of Race Distance Completed
15.37.24	88 A. MIGNO	Exited Pits
15.38.18	3 R. DE ROSA	LLP Completed
15.39.19	35 L. TACCINI	Entered Pits
15.40.47	35 L. TACCINI	Retired
15.41.29	28 G. VAN STRAALEN	Crashed - Turn 8
15.41.48	28 G. VAN STRAALEN	Not Actively Competing
15.45.23		2023 FIM Supersport World Champion: Bulega N.
15.45.39		2023 WorldSSP Winning Manufacturer: Ducati
15.45.55		Podium Confirmed
15.46.20		2023 WorldSSP Challenge Winner: Booth-Amos T.
15.47.23	22 F. FULIGNI	Crashed - Turn 4
15.47.24	51 A. SARMOON	Crashed - Turn 4
15.49.31		Incident in turn 4 under investigation
15.49.50		Yamaha R3 SuperFinale START DELAYED
15.51.46	22 F. FULIGNI	Medical Centre
15.58.38		End Of Session
17.26.39		Incident in turn 4 - no further action

Start End The results are provisional until the end of the time limit for protests and appeals
30/09/2023 15:15 15:53 and the completion of the technical checks.

These data/results cannot be reproduced, stored and/or transmitted in whole or in part by any manner of electronic, mechanical, photocopying, recording, broadcasting or otherwise now known or herein after developed without the previous express consent by the copyright owner, except for reproduction in daily press and regular printed publications on sale to the public within 60 days of the event related to those data/results and always provided that copyright symbol appears together as follows below.

© DORNA WSBK ORGANIZATION Srl 2023



Portimao 4.592 m

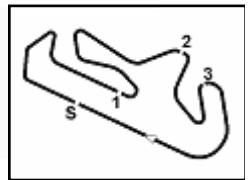
Pirelli Portuguese Round, 29 September - 1 October 2023
Championship Standings

1 / 3

Points	Points From First	Points From Previous	February 26		March 5		April 23		May 7		June 4		July 2		July 16		July 30		September 10		September 24		October 1		October 29	
			PHILLIP ISLAND	MANDALIKA	ASSEN	BARCELONA	MISANO	DONINGTON PARK	IMOLA	MOST	MAGNY-COURS	ARAGON	PORTIMAO	JEREZ												
1 BULEGA Nicolo (ITA)	433		25	25	11	16	25	25	25	25	25	20	25	25	16	20	25	25	25	25	25	25	25			
			1	1	1	1	1	1	1	1	1	1	1	1	1	1	1	1	1	1	1	1	1			
2 MANZI Stefano (ITA)	343	90	10	20	9	20	11	20	10	16	20	25	20	11	25	25	20	16	5	20	20	20				
			6	2	3	2	2	2	2	3	2	2	2	2	2	2	2	2	2	2	2	2	2			
3 SCHROETTER Marcel (GER)	280	153	63	9	13	13	11	20	13	20	20	13	16	8	20	8	10	20	9	13	20	11	13			
				7	3	5	5	3	3	3	2	3	3	3	3	3	3	3	3	3	3	3	3	3		
4 CARICASULO Federico (ITA)	220	213	60	6	20	25	10	16	11	10	16	13	13	16		6	5	8	6	13	16	10				
				10	14	6	4	5	4	4	4	4	4	4	3	4	4	4	4	4	4	4	4	4		
5 SOFUOGLU Bahattin (TUR)	168	265	52	5	7	6	5	16	25	9	3	8	13	16	16	7	7	10	13	9						
				16	15	11	13	13	10	7	9	6	7	7	5	5	5	5	5	5	5	5	5	5		
6 DEBISE Valentin (FRA)	160	273	8	3	8	10	13	10	8	13	8	13	6	9	9	5	4	16	20	6	9	11				
				13	10	8	10	8	7	8	6	8	9	9	8	8	8	8	8	7	6	6	6	6		
7 TUULI Niki (FIN)	145	288	15	13	7	16	10	4	11	6	8	7	6	1	4	6	6	9	7	11	11	7	7			
				4	4	4	5	6	6	5	5	5	5	5	5	5	5	6	6	6	7	7	7	7		
8 NAVARRO Jorge (ESP)	136	297	9	7	10	4	8	6	9	9	7	7	10	7	8	4	5	10	7	7	9	10	16			
				9	7	8	8	7	7	7	7	7	10	8	8	8	9	9	9	8	10	12	11	11	9	
9 MONTELLA Yari (ITA)	129	304	7				8	5	11	16	20	11	16	11	16	12	12	10	8	16	8					
								18	19	18	18	14	16	14	11	10	9	12	12	10	9	8	8	9		
10 DE ROSA Raffaele (ITA)	121	312	8	9	9	7	7	1	6	12	12	12	12	9	7	10	11	13	6	11	7	8				
				13	16	11	12	10	12	12	12	12	12	12	14	12	12	10	9	11	12	12	10	10		
11 VAN STRAALEN Glenn (NED)	111	322	10	2	11	5	16	5	13	11	9	11	6	3	8	7	7	9	10	3	8					
				14	9	11	11	8	9	8	8	6	7	6	6	7	7	7	7	9	10	9	11	11		
12 HUERTAS Adrian (ESP)	111	322	0			3	8	4	4	5	11	10	13	6	13	11	1	13	9							
						21	17	15	14	14	13	13	12	13	11	11	11	8	8	9	11	11				
13 SPINELLI Nicholas (ITA)	74	359	37	20	2	4	10	7	2	7	9	4	8	9	9	13	13	13	13	2	6					
				2	4	10	9	11	12	11	11	11	11	11	13	11	13	13	13	13	13	13	13	13		
14 ONCU Can (TUR)	67	366	7	16	25	13	9	6	8	10	10	10	10	10	10	14	14	14	14	2	2					
				8	2	3	4	5	6	8	10	10	10	10	10	10	14	14	14	14	14	14	14	14	14	
15 BOOTH-AMOS Tom (GBR)	56	377	11			1	6	3	2	4	7	10	8	3	3	3	3	3	5	1						
						23	20	19	19	20	18	17	15	15	15	15	15	15	15	15	15	15	15	15		
16 MCPHEE John (GBR)	53	380	3	16	4	6	5	10	11	13	13	13	14	2	13	1	3	3	3	3						
				3	4	6	7	10	11	13	13	13	14	16	17	17	16	16	16	16	16	16	16	16		
17 MACKENZIE Tarran (GBR)	40	393	13	11	2	2		15	15	15	16	17	20	20	20	20	20	20	20	25						
				5	10	13	15	15	15	15	16	17	20	20	20	20	20	20	20	17	17	17	17	17		
18 MAHIAS Lucas (FRA)	37	396	3				3	6	7	5	7	7	2	7	7	2	16	18	18	18	18	18				
								25	21	18	19	19	17	16	16	18	18	18	18	18	18	18	18			
19 BAYLISS Oliver (AUS)	26	407	11	6	8	4		14	14	14	15	3	5	16	17	18	18	18	19	19	19	19				
				14	12	11		14	14	14	15	16	15	16	17	18	18	18	19	19	19	19	19	19		
20 CORSI Simone (ITA)	23	410	3			3		24	25	10	10	17	18	19	19	19	20	20	20	20	20	20				
								24	25	19	17	17	18	19	19	19	20	20	20	20	20	20	20	20		
21 DALLA PORTA Lorenzo (ITA)	22	411	1														6	10			6					
																	29	24	24	25	21					
22 SARMOON Anupab (THA)	22	411	0	8	2	3	1	16	16	17	17	18	21	21	22	22	22	23	21	8						
				8	12	13	16	16	16	17	17	18	21	21	22	22	22	23	21	21	21	21	21	21		
23 EDWARDS Tom (AUS)	22	411	0			1	2	5	3	2	2	22	20	20	20	20	20	23	24	25	25	24	21			
						25	24	21	23	22	22	20	20	20	20	20	23	24	25	25	24	21				
24 VERDOIA Andy (FRA)	21	412	1									3	2	6	4	5	1	22	22	22	22	24				
												27	25	23	20	23	22	22	22	22	22	24				
25 NORRODIN Adam (MAS)	20	413	1	4	1	1	3	17	18	20	20	21	23	23	23	25	11	22	23	23	23	25				
				12	16	17	17	17	18	20	20	21	23	23	23	25	22	22	23	23	23	25				

30/09/2023 First Line: Championship Standings - Second Line: Ranking Progression
 These data/results cannot be reproduced, stored and/or transmitted in whole or in part by any manner of electronic, mechanical, photocopying, recording, broadcasting or otherwise now known or herein after developed without the previous express consent by the copyright owner, except for reproduction in daily press and regular printed publications on sale to the public within 60 days of the event related to those data/results and always provided that copyright symbol appears together as follows below.
 © DORNA WSBK ORGANIZATION Srl 2023





Portimao 4.592 m

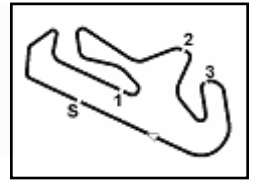
Pirelli Portuguese Round, 29 September - 1 October 2023
Championship Standings

	Points	Points From First	Points From Previous	February 26 PHILLIP ISLAND	March 5 MANDALIKA	April 23 ASSEN	May 7 BARCELONA	June 4 MISANO	July 2 DONINGTON PARK	July 16 IMOLA	July 30 MOST	September 10 MAGNY-COURS	September 24 ARAGON	October 1 PORTIMAO	October 29 JEREZ			
26 GRADINGER Thomas (AUT)	10	423	10								10	25 26	26 26	26				
27 FULIGNI Federico (ITA)	10	423	0					1	27 28	28 29	31 33	33 25	25 26	26 26	26			
28 FULIGNI Filippo (ITA)	10	423	0							5 5	25 24	24 25	25 26	26 26	26			
29 GIMBERT Johan (FRA)	9	424	1									4 5	31 29	29 29	29			
30 VOSTATEK Ondrej (CZE)	9	424	0										1 4	40 33	29			
31 MANTOVANI Andrea (ITA)	9	424	0			2 4	21 22	2 1	23 23	23 23	23 25	25 28	28 29	29 29	29			
32 JESPERSEN Simon (DEN)	6	427	3									2 4	37 31	31 31	32			
33 DIAZ Alvaro (ESP)	6	427	0								3	31	31 33	35 36	3 31	31	32	
34 TRUELOVE Harry (GBR)	5	428	1	5	11 16	18 18	19 22	22 23	25 25	25 25	25 27	27 29	30 32	33 33	34			
35 RUIZ Yeray (ESP)	5	428	0										4 1	34 33	34			
36 KOFLER Maximilian (AUT)	4	429	1								4	28	28 30	31 33	34 36	36		
37 OTTAVIANI Luca (ITA)	4	429	0							4	28 28	28 30	31 33	34 36	36			
38 WONGTHANANON Apiwath (THA)	4	429	0	1 3	15 19	19 19	20 23	23 24	26 26	26 26	26 26	28 28	28 30	31 33	34 36	36		
39 KOFLER Andreas (AUT)	3	430	1								1 2	33 33	35 36	38 39	39			
40 BUSSOLOTTI Marco (ITA)	2	431	1					2	27 27	28 28	30 32	32 35	37 38	39 40	40			
41 POWER Luke (AUS)	1	432	1								1	33	33 36	39 39	40 41	41		
42 VALTULINI Stefano (ITA)	1	432	0								1	31 33	33 36	39 39	40 41	41		
43 IRWIN Rhys (IRL)	1	432	0						1	29	31 33	33 36	39 39	40 41	41			
44 FERNANDEZ GONZALEZ	1	432	0				1	27	27 28	28 29	31 33	33 36	39 39	40 41	41			

30/09/2023 First Line: Championship Standings - Second Line: Ranking Progression

These data/results cannot be reproduced, stored and/or transmitted in whole or in part by any manner of electronic, mechanical, photocopying, recording, broadcasting or otherwise now known or herein after developed without the previous express consent by the copyright owner, except for reproduction in daily press and regular printed publications on sale to the public within 60 days of the event related to those data/results and always provided that copyright symbol appears together as follows below.

© DORNA WSBK ORGANIZATION Srl 2023



Portimao 4.592 m

1 / 5

Pirelli Portuguese Round, 29 September - 1 October 2023
Lap Chart Race 1

		Lap																
	1	2	3	4	5	6	7	8	9	10	11	12	13	14	15	16	17	
1	11	11	11	11	11	11	11	11	11	11	11	11	11	11	11	11	11	
2	62	62	62	55	55	55	62	62	62	62	62	62	62	62	62	62	62	
3	55	55	55	62	62	62	9	9	9	9	9	9	9	9	9	9	9	
4	94	94	94	9	9	9	94	94	94	94	94	23	23	23	23	23	23	
5	9	9	9	94	94	94	23	23	23	23	23	23	94	94	94	94	94	
6	64	64	64	23	23	23	64	64	64	64	64	64	64	64	64	64	64	
7	23	23	23	64	64	64	69	69	69	54	54	54	54	54	54	54	54	
8	71	61	61	61	61	69	3	3	54	66	66	66	66	3	3	3	3	
9	61	28	28	28	28	3	54	54	3	3	3	3	3	28	66	66	66	
10	28	3	3	3	69	54	66	66	66	28	28	28	28	66	48	48	48	
11	3	72	72	69	3	61	28	28	28	71	71	71	48	48	50	50	71	
12	72	69	69	48	54	28	61	61	71	48	48	48	71	50	71	71	50	
13	69	48	66	54	66	66	48	71	61	50	50	50	50	71	17	17	17	
14	48	66	48	66	48	71	71	50	50	61	17	17	17	17	61	61	61	
15	66	54	54	71	71	48	50	48	48	17	61	61	61	61	69	69	69	
16	54	71	71	50	50	50	17	17	17	51	72	72	72	69	72	72	72	
17	50	50	50	17	17	17	95	95	95	95	45	69	72	51	51	51	51	
18	17	17	17	51	51	95	73	51	51	72	45	69	45	51	45	73	68	
19	73	73	51	73	95	73	51	73	73	22	51	51	51	45	73	45	73	
20	45	45	73	95	73	51	45	22	22	45	69	95	73	73	95	68	45	
21	95	51	95	22	22	27	22	45	45	73	22	73	95	95	68	95	22	
22	27	95	45	27	27	22	27	16	72	69	73	68	68	68	22	22	95	
23	22	22	22	45	45	45	16	72	27	27	68	22	22	22	27	27	27	
24	51	68	27	16	16	16	72	27	16	68	27	27	27	27	26	26	26	
25	68	27	68	68	68	26	68	68	68	16	16	16	26	26	16	16	16	
26	16	16	16	26	26	68	26	26	26	26	26	26	16	16	98	98	98	
27	35	35	26	35	35	72	35	35	35	35	35	35	35	98				
28	88	88	35	88	72	35	88	98	98	98	98	98	98	35				
29	26	26	88	72	88	88	98	88	88	88	88	88	88					
30	98	98	98	98	98	98												

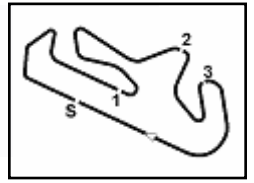
Final Result		
1	11 N. BULEGA	Laps 17
2	62 S. MANZI	2.637
3	9 J. NAVARRO	6.521
4	23 M. SCHROETTER	14.090
5	94 V. DEBISE	14.250
6	64 F. CARICASULO	15.410
7	54 B. SOFIOGLU	20.949
8	3 R. DE ROSA	22.986
9	66 N. TUULI	25.683
10	48 L. DALLA PORTA	28.865
11	71 T. EDWARDS	28.944
12	50 D. VOSTATEK	29.081
13	17 J. MCPHEE	32.860
14	61 C. ONCU	37.565
15	69 T. BOOTH-AMOS	40.212
16	72 Y. RUIZ	42.049
17	51 A. SARMOON	46.969
18	68 L. POWER	47.119
19	73 M. KOFLER	47.208
20	45 T. SMITS	47.371
21	22 F. FULIGNI	47.576
22	95 T. MACKENZIE	47.763
23	27 A. DIAZ	48.060
24	26 M. NORRODIN	57.213
25	16 Y. OKAYA	57.223
26	98 M. ABE	1'31.202
27	88 A. MIGNO	4 Laps
RET	28 G. VAN STRAALEN	3 Laps
RET	35 L. TACCINI	4 Laps
RET	55 Y. MONTELLA	11 Laps
RET	99 A. HUERTAS	

30/09/2023

These data/results cannot be reproduced, stored and/or transmitted in whole or in part by any manner of electronic, mechanical, photocopying, recording, broadcasting or otherwise now known or herein after developed without the previous express consent by the copyright owner, except for reproduction in daily press and regular printed publications on sale to the public within 60 days of the event related to those data/results and always provided that copyright symbol appears together as follows below.

© DORNA WSBK ORGANIZATION Srl 2023





Portimao 4.592 m

Pirelli Portuguese Round, 29 September - 1 October 2023
Lap Chart Race 1

2 / 5

Lap 1

1	11	N.Bulega	1'45.430
2	62	S.Manzi	0.193
3	55	Y.Montella	0.451
4	94	V.Debise	0.827
5	9	J.Navarro	1.613
6	64	F.Caricasulo	1.897
7	23	M.Schroetter	1.952
8	71	T.Edwards	2.169
9	61	C.Oncu	2.344
10	28	G.van Straalen	2.718
11	3	R.De Rosa	3.036
12	72	Y.Ruiz	3.202
13	69	T.Booth-Amos	3.426
14	48	L.Dalla Porta	3.629
15	66	N.Tuuli	3.728
16	54	B.Sofuoglu	3.912
17	50	O.Vostatek	4.200
18	17	J.McPhee	4.597
19	73	M.Kofler	5.324
20	45	T.Smits	5.422
21	95	T.Mackenzie	5.489
22	27	A.Diaz	5.601
23	22	F.Fulgini	6.054
24	51	A.Sarmoon	6.090
25	68	L.Power	6.466
26	16	Y.Okaya	6.595
27	35	L.Taccini	7.029
28	88	A.Migno	7.379
29	26	M.Norrodin	7.520
30	98	M.Abe	8.517

9	28	G.van Straalen	4.580
10	3	R.De Rosa	4.850
11	72	Y.Ruiz	4.995
12	69	T.Booth-Amos	5.017
13	66	N.Tuuli	5.746
14	48	L.Dalla Porta	5.881
15	54	B.Sofuoglu	6.032
16	71	T.Edwards	6.325
17	50	O.Vostatek	6.976
18	17	J.McPhee	7.691
19	51	A.Sarmoon	10.390
20	73	M.Kofler	10.601
21	95	T.Mackenzie	11.090
22	45	T.Smits	11.251
23	22	F.Fulgini	11.420
24	27	A.Diaz	11.600
25	68	L.Power	13.069
26	16	Y.Okaya	13.104
27	26	M.Norrodin	13.820
28	35	L.Taccini	13.856
29	88	A.Migno	15.944
30	98	M.Abe	18.147

18	51	A.Sarmoon	16.179
19	95	T.Mackenzie	16.499
20	73	M.Kofler	16.921
21	22	F.Fulgini	16.972
22	27	A.Diaz	17.319
23	45	T.Smits	17.523
24	16	Y.Okaya	19.288
25	68	L.Power	19.528
26	26	M.Norrodin	19.589
27	35	L.Taccini	20.450
28	72	Y.Ruiz	22.169
29	88	A.Migno	23.351
30	98	M.Abe	27.810

Lap 8

1	11	N.Bulega	13'53.659
2	62	S.Manzi	1.359
3	9	J.Navarro	1.685
4	94	V.Debise	5.002
5	23	M.Schroetter	7.222
6	64	F.Caricasulo	8.081
7	69	T.Booth-Amos	9.961
8	3	R.De Rosa	10.270
9	54	B.Sofuoglu	10.465
10	66	N.Tuuli	10.667
11	28	G.van Straalen	12.690
12	61	C.Oncu	13.339
13	71	T.Edwards	13.347
14	50	O.Vostatek	13.569
15	48	L.Dalla Porta	14.291
16	17	J.McPhee	14.864
17	95	T.Mackenzie	24.257
18	51	A.Sarmoon	24.657
19	73	M.Kofler	24.659
20	22	F.Fulgini	25.197
21	45	T.Smits	25.449
22	16	Y.Okaya	26.307
23	72	Y.Ruiz	26.682
24	27	A.Diaz	26.761
25	68	L.Power	28.256
26	26	M.Norrodin	28.658
27	35	L.Taccini	30.016
28	98	M.Abe	43.403
29	88	A.Migno	1'09.256

Lap 2

1	11	N.Bulega	3'29.748
2	62	S.Manzi	0.142
3	55	Y.Montella	0.333
4	94	V.Debise	0.856
5	9	J.Navarro	1.117
6	64	F.Caricasulo	2.362
7	23	M.Schroetter	2.434
8	61	C.Oncu	3.033
9	28	G.van Straalen	3.446
10	3	R.De Rosa	3.696
11	72	Y.Ruiz	3.926
12	69	T.Booth-Amos	4.222
13	48	L.Dalla Porta	4.491
14	66	N.Tuuli	4.756
15	54	B.Sofuoglu	5.173
16	71	T.Edwards	5.550
17	50	O.Vostatek	5.713
18	17	J.McPhee	6.062
19	73	M.Kofler	7.618
20	45	T.Smits	7.690
21	51	A.Sarmoon	7.822
22	95	T.Mackenzie	8.059
23	22	F.Fulgini	8.490
24	68	L.Power	9.548
25	27	A.Diaz	9.594
26	16	Y.Okaya	9.807
27	35	L.Taccini	10.044
28	88	A.Migno	10.291
29	26	M.Norrodin	10.338
30	98	M.Abe	12.602

Lap 4

1	11	N.Bulega	6'57.499
2	55	Y.Montella	0.223
3	62	S.Manzi	1.166
4	9	J.Navarro	1.676
5	94	V.Debise	1.943
6	23	M.Schroetter	4.213
7	64	F.Caricasulo	4.893
8	61	C.Oncu	5.377
9	28	G.van Straalen	5.667
10	3	R.De Rosa	5.907
11	69	T.Booth-Amos	6.045
12	48	L.Dalla Porta	7.192
13	54	B.Sofuoglu	7.326
14	66	N.Tuuli	7.493
15	71	T.Edwards	7.815
16	50	O.Vostatek	8.166
17	17	J.McPhee	8.834
18	51	A.Sarmoon	13.294
19	73	M.Kofler	13.799
20	95	T.Mackenzie	13.827
21	22	F.Fulgini	14.054
22	27	A.Diaz	14.376
23	45	T.Smits	14.657
24	16	Y.Okaya	16.099
25	68	L.Power	16.359
26	26	M.Norrodin	16.531
27	35	L.Taccini	17.127
28	88	A.Migno	18.808
29	72	Y.Ruiz	20.589
30	98	M.Abe	22.714

Lap 6

1	11	N.Bulega	10'25.517
2	55	Y.Montella	0.403
3	62	S.Manzi	1.562
4	9	J.Navarro	1.848
5	94	V.Debise	2.880
6	23	M.Schroetter	5.875
7	64	F.Caricasulo	6.363
8	69	T.Booth-Amos	8.050
9	3	R.De Rosa	8.436
10	54	B.Sofuoglu	9.401
11	61	C.Oncu	9.417
12	28	G.van Straalen	9.434
13	66	N.Tuuli	9.552
14	71	T.Edwards	10.186
15	48	L.Dalla Porta	10.421
16	50	O.Vostatek	10.687
17	17	J.McPhee	11.955
18	95	T.Mackenzie	19.302
19	73	M.Kofler	19.846
20	51	A.Sarmoon	19.874
21	27	A.Diaz	20.021
22	22	F.Fulgini	20.092
23	45	T.Smits	20.223
24	16	Y.Okaya	21.452
25	26	M.Norrodin	22.501
26	68	L.Power	22.767
27	72	Y.Ruiz	23.330
28	35	L.Taccini	23.397
29	88	A.Migno	26.354
30	98	M.Abe	32.832

Lap 9

1	11	N.Bulega	15'37.917
2	62	S.Manzi	1.095
3	9	J.Navarro	1.246
4	94	V.Debise	6.038
5	23	M.Schroetter	7.660
6	64	F.Caricasulo	8.406
7	69	T.Booth-Amos	10.589
8	54	B.Sofuoglu	10.674
9	3	R.De Rosa	11.033
10	66	N.Tuuli	11.051
11	28	G.van Straalen	14.100
12	71	T.Edwards	14.448
13	61	C.Oncu	15.170
14	50	O.Vostatek	15.228
15	48	L.Dalla Porta	15.458
16	17	J.McPhee	16.205
17	95	T.Mackenzie	26.282
18	51	A.Sarmoon	26.310
19	73	M.Kofler	26.905
20	22	F.Fulgini	26.959
21	45	T.Smits	27.281
22	72	Y.Ruiz	27.520
23	27	A.Diaz	29.092
24	16	Y.Okaya	29.162
25	68	L.Power	30.221
26	26	M.Norrodin	31.437
27	35	L.Taccini	33.587
28	98	M.Abe	48.082
29	88	A.Migno	

Lap 3

1	11	N.Bulega	5'13.594
2	62	S.Manzi	0.317
3	55	Y.Montella	0.442
4	94	V.Debise	1.606
5	9	J.Navarro	1.679
6	64	F.Caricasulo	3.348
7	23	M.Schroetter	3.435
8	61	C.Oncu	4.367

Lap 5

1	11	N.Bulega	8'41.470
2	55	Y.Montella	0.265
3	62	S.Manzi	1.489
4	9	J.Navarro	1.744
5	94	V.Debise	2.321
6	23	M.Schroetter	4.791
7	64	F.Caricasulo	5.655
8	61	C.Oncu	6.532
9	28	G.van Straalen	6.571
10	69	T.Booth-Amos	6.946
11	3	R.De Rosa	7.275
12	54	B.Sofuoglu	8.277
13	66	N.Tuuli	8.711
14	48	L.Dalla Porta	8.914
15	71	T.Edwards	9.022
16	50	O.Vostatek	9.358
17	17	J.McPhee	10.435

Lap 7

1	11	N.Bulega	12'09.710
2	62	S.Manzi	1.411
3	9	J.Navarro	1.689
4	94	V.Debise	3.561
5	23	M.Schroetter	6.422
6	64	F.Caricasulo	6.927
7	69	T.Booth-Amos	8.935
8	3	R.De Rosa	9.146
9	54	B.Sofuoglu	9.836
10	66	N.Tuuli	10.113
11	28	G.van Straalen	11.046
12	61	C.Oncu	11.671
13	48	L.Dalla Porta	11.901
14	71	T.Edwards	11.960
15	50	O.Vostatek	12.342
16	17	J.McPhee	13.192
17	95	T.Mackenzie	21.840
18	73	M.Kofler	22.329
19	51	A.Sarmoon	22.362
20	45	T.Smits	23.112
21	22	F.Fulgini	23.169
22	27	A.Diaz	23.478
23	16	Y.Okaya	23.539
24	72	Y.Ruiz	24.705
25	68	L.Power	25.786
26	26	M.Norrodin	26.154

Lap 10

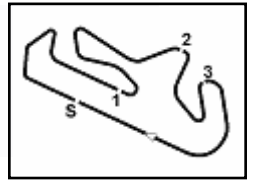
1	11	N.Bulega	17'21.917
2	62	S.Manzi	0.805
3	9	J.Navarro	1.353
4	94	V.Debise	7.053
5	23	M.Schroetter	8.155
6	64	F.Caricasulo	9.088

30/09/2023

These data/results cannot be reproduced, stored and/or transmitted in whole or in part by any manner of electronic, mechanical, photocopying, recording, broadcasting or otherwise now known or herein after developed without the previous express consent by the copyright owner, except for reproduction in daily press and regular printed publications on sale to the public within 60 days of the event related to those data/results and always provided that copyright symbol appears together as follows below.

© DORNA WSBK ORGANIZATION Srl 2023





Portimao 4.592 m

Pirelli Portuguese Round, 29 September - 1 October 2023
Lap Chart Race 1

3 / 5

7	54	B.Sofuoglu	11.254	18	69	T.Booth-Amos	34.319
8	66	N.Tuuli	12.452	19	51	A.Sarmoon	34.689
9	3	R.De Rosa	12.811	20	95	T.Mackenzie	35.322
10	28	G.van Straalen	15.147	21	73	M.Kofler	35.456
11	71	T.Edwards	16.172	22	68	L.Power	35.661
12	48	L.Dalla Porta	17.059	23	22	F.Fuligni	36.490
13	50	O.Vostatek	17.624	24	27	A.Diaz	36.851
14	61	C.Oncu	18.159	25	16	Y.Okaya	40.068
15	17	J.McPhee	18.216	26	26	M.Norrodin	40.097
16	51	A.Sarmoon	28.829	27	35	L.Taccini	47.316
17	95	T.Mackenzie	29.116	28	98	M.Abe	1'04.304
18	72	Y.Ruiz	29.442	29	88	A.Migno	
19	22	F.Fuligni	29.570				
20	45	T.Smits	29.799				
21	73	M.Kofler	29.961				
22	69	T.Booth-Amos	30.428				
23	27	A.Diaz	31.777				
24	68	L.Power	32.049				
25	16	Y.Okaya	32.254				
26	26	M.Norrodin	34.204				
27	35	L.Taccini	37.936				
28	98	M.Abe	53.582				
29	88	A.Migno					

Lap 15

1	11	N.Bulega	26'02.095
2	62	S.Manzi	0.814
3	9	J.Navarro	4.135
4	23	M.Schroetter	12.157
5	94	V.Debise	12.650
6	64	F.Caricasulo	13.071
7	54	B.Sofuoglu	17.532
8	3	R.De Rosa	20.126
9	66	N.Tuuli	22.471
10	48	L.Dalla Porta	25.578
11	50	O.Vostatek	25.640
12	71	T.Edwards	25.743
13	17	J.McPhee	27.146
14	61	C.Oncu	32.521
15	69	T.Booth-Amos	37.903
16	72	Y.Ruiz	38.283
17	51	A.Sarmoon	41.157
18	45	T.Smits	41.784
19	73	M.Kofler	42.004
20	95	T.Mackenzie	42.132
21	68	L.Power	42.436
22	22	F.Fuligni	43.255
23	27	A.Diaz	43.311
24	26	M.Norrodin	49.967
25	16	Y.Okaya	50.922
26	98	M.Abe	1'19.317

17	51	A.Sarmoon	46.969
18	68	L.Power	47.119
19	73	M.Kofler	47.208
20	45	T.Smits	47.371
21	22	F.Fuligni	47.576
22	95	T.Mackenzie	47.763
23	27	A.Diaz	48.060
24	26	M.Norrodin	57.213
25	16	Y.Okaya	57.223
26	98	M.Abe	1'31.202

Lap 13

1	11	N.Bulega	22'34.037
2	62	S.Manzi	0.800
3	9	J.Navarro	2.461
4	23	M.Schroetter	10.370
5	94	V.Debise	10.628
6	64	F.Caricasulo	11.157
7	54	B.Sofuoglu	14.413
8	66	N.Tuuli	15.024
9	3	R.De Rosa	17.682
10	28	G.van Straalen	18.452
11	48	L.Dalla Porta	21.825
12	71	T.Edwards	21.888
13	50	O.Vostatek	22.092
14	17	J.McPhee	23.276
15	61	C.Oncu	26.320
16	72	Y.Ruiz	35.498
17	69	T.Booth-Amos	35.540
18	45	T.Smits	36.322
19	51	A.Sarmoon	36.665
20	73	M.Kofler	37.170
21	95	T.Mackenzie	37.694
22	68	L.Power	37.958
23	22	F.Fuligni	38.116
24	27	A.Diaz	38.970
25	26	M.Norrodin	42.993
26	16	Y.Okaya	43.780
27	98	M.Abe	1'09.278
28	35	L.Taccini	1'21.190
29	88	A.Migno	

Lap 16

1	11	N.Bulega	27'46.055
2	62	S.Manzi	1.311
3	9	J.Navarro	5.325
4	23	M.Schroetter	13.256
5	94	V.Debise	13.539
6	64	F.Caricasulo	14.329
7	54	B.Sofuoglu	18.889
8	3	R.De Rosa	21.584
9	66	N.Tuuli	24.189
10	48	L.Dalla Porta	27.259
11	50	O.Vostatek	27.309
12	71	T.Edwards	27.371
13	17	J.McPhee	30.009
14	61	C.Oncu	35.131
15	69	T.Booth-Amos	39.054
16	72	Y.Ruiz	39.882
17	51	A.Sarmoon	43.870
18	73	M.Kofler	44.283
19	45	T.Smits	44.493
20	68	L.Power	44.666
21	95	T.Mackenzie	45.386
22	22	F.Fuligni	45.455
23	27	A.Diaz	45.634
24	26	M.Norrodin	53.524
25	16	Y.Okaya	54.329
26	98	M.Abe	1'24.005

Lap 11

1	11	N.Bulega	19'05.875
2	62	S.Manzi	0.914
3	9	J.Navarro	1.312
4	94	V.Debise	8.364
5	23	M.Schroetter	8.804
6	64	F.Caricasulo	9.903
7	54	B.Sofuoglu	12.061
8	66	N.Tuuli	13.122
9	3	R.De Rosa	13.404
10	28	G.van Straalen	16.259
11	71	T.Edwards	17.698
12	48	L.Dalla Porta	18.301
13	50	O.Vostatek	18.767
14	17	J.McPhee	19.634
15	61	C.Oncu	21.053
16	72	Y.Ruiz	31.773
17	95	T.Mackenzie	32.202
18	45	T.Smits	32.352
19	51	A.Sarmoon	32.415
20	69	T.Booth-Amos	32.732
21	22	F.Fuligni	32.738
22	73	M.Kofler	33.351
23	68	L.Power	33.911
24	27	A.Diaz	34.617
25	16	Y.Okaya	35.965
26	26	M.Norrodin	37.126
27	35	L.Taccini	42.548
28	98	M.Abe	59.154
29	88	A.Migno	

Lap 14

1	11	N.Bulega	24'18.143
2	62	S.Manzi	0.733
3	9	J.Navarro	3.216
4	23	M.Schroetter	11.195
5	94	V.Debise	11.714
6	64	F.Caricasulo	12.185
7	54	B.Sofuoglu	15.937
8	3	R.De Rosa	19.036
9	28	G.van Straalen	19.169
10	66	N.Tuuli	21.233
11	48	L.Dalla Porta	23.754
12	50	O.Vostatek	23.846
13	71	T.Edwards	23.870
14	17	J.McPhee	25.135
15	61	C.Oncu	29.599
16	69	T.Booth-Amos	36.682
17	72	Y.Ruiz	37.014
18	51	A.Sarmoon	38.648
19	45	T.Smits	38.713
20	73	M.Kofler	39.008
21	95	T.Mackenzie	39.618
22	68	L.Power	39.968
23	22	F.Fuligni	40.380
24	27	A.Diaz	41.163
25	26	M.Norrodin	46.278
26	16	Y.Okaya	47.413
27	98	M.Abe	1'14.134

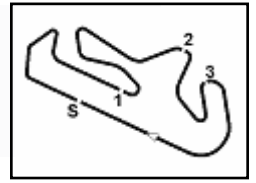
Lap 17

1	11	N.Bulega	29'30.175
2	62	S.Manzi	2.637
3	9	J.Navarro	6.521
4	23	M.Schroetter	14.090
5	94	V.Debise	14.250
6	64	F.Caricasulo	15.410
7	54	B.Sofuoglu	20.949
8	3	R.De Rosa	22.986
9	66	N.Tuuli	25.683
10	48	L.Dalla Porta	28.865
11	71	T.Edwards	28.944
12	50	O.Vostatek	29.081
13	17	J.McPhee	32.860
14	61	C.Oncu	37.565
15	69	T.Booth-Amos	40.212
16	72	Y.Ruiz	42.049

30/09/2023

These data/results cannot be reproduced, stored and/or transmitted in whole or in part by any manner of electronic, mechanical, photocopying, recording, broadcasting or otherwise now known or herein after developed without the previous express consent by the copyright owner, except for reproduction in daily press and regular printed publications on sale to the public within 60 days of the event related to those data/results and always provided that copyright symbol appears together as follows below.

© DORNA WSBK ORGANIZATION Srl 2023



Portimao 4.592 m

Pirelli Portuguese Round, 29 September - 1 October 2023
Lap Chart Race 1

Race Pace Comparison

	11 Bul	62 Man	9 Nav	23 Sch	94 Deb	64 Car	54 Sof	3 DeR	66 Tuu	48 DPo	71 Edw	50 Vos	17 McP	61 Onc
1	1'45.430	1'45.623	1'47.043	1'47.382	1'46.257	1'47.327	1'49.342	1'48.466	1'49.158	1'49.059	1'47.599	1'49.630	1'50.027	1'47.774
2	1'44.318	1'44.267	1'43.822	1'44.800	1'44.347	1'44.783	1'45.579	1'44.978	1'45.346	1'45.180	1'47.699	1'45.831	1'45.783	1'45.007
3	1'43.846	1'44.021	1'44.408	1'44.847	1'44.596	1'44.832	1'44.705	1'45.000	1'44.836	1'45.236	1'44.621	1'45.109	1'45.475	1'45.180
4	1'43.905	1'44.754	1'43.902	1'44.683	1'44.242	1'45.450	1'45.199	1'44.962	1'45.652	1'45.216	1'45.395	1'45.095	1'45.048	1'44.915
5	1'43.971	1'44.294	1'44.039	1'44.549	1'44.349	1'44.733	1'44.922	1'45.339	1'45.189	1'45.693	1'45.178	1'45.163	1'45.572	1'45.126
6	1'44.047	1'44.120	1'44.151	1'45.131	1'44.606	1'44.755	1'45.171	1'45.208	1'44.888	1'45.554	1'45.211	1'45.376	1'45.567	1'46.932
7	1'44.193	1'44.042	1'44.034	1'44.740	1'44.874	1'44.757	1'44.628	1'44.903	1'44.754	1'45.673	1'45.967	1'45.848	1'45.430	1'46.447
8	1'43.949	1'43.897	1'43.945	1'44.749	1'45.390	1'45.103	1'44.578	1'45.073	1'44.503	1'46.339	1'45.336	1'45.176	1'45.621	1'45.617
9	1'44.258	1'43.994	1'43.819	1'44.696	1'45.294	1'44.583	1'44.467	1'45.021	1'44.642	1'45.425	1'45.359	1'45.917	1'45.599	1'46.089
10	1'44.000	1'43.710	1'44.107	1'44.495	1'45.015	1'44.682	1'44.580	1'45.778	1'45.401	1'45.601	1'45.724	1'46.396	1'46.011	1'46.989
11	1'43.958	1'44.067	1'43.917	1'44.607	1'45.269	1'44.773	1'44.765	1'44.551	1'44.628	1'45.200	1'45.484	1'45.101	1'45.376	1'46.852
12	1'44.124	1'44.073	1'44.419	1'44.992	1'45.322	1'44.704	1'45.040	1'44.777	1'45.010	1'45.684	1'46.072	1'45.260	1'45.809	1'46.519
13	1'44.038	1'43.975	1'44.892	1'44.736	1'45.104	1'44.712	1'45.474	1'47.663	1'45.054	1'46.002	1'46.280	1'46.227	1'45.995	1'46.910
14	1'44.106	1'44.039	1'44.861	1'44.931	1'45.192	1'45.134	1'45.630	1'45.460	1'50.315	1'46.035	1'46.088	1'45.860	1'45.965	1'47.385
15	1'43.952	1'44.033	1'44.871	1'44.914	1'44.888	1'44.838	1'45.547	1'45.042	1'45.190	1'45.776	1'45.825	1'45.746	1'45.963	1'46.874
16	1'43.960	1'44.457	1'45.150	1'45.059	1'44.849	1'45.218	1'45.317	1'45.418	1'45.678	1'45.641	1'45.588	1'45.629	1'46.823	1'46.570
17	1'44.120	1'45.446	1'45.316	1'44.954	1'44.831	1'45.201	1'46.180	1'45.522	1'45.614	1'45.726	1'45.693	1'45.892	1'46.971	1'46.554

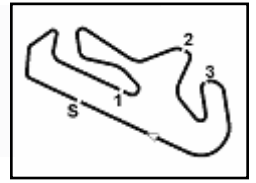
	69 Boo	72 Rui	51 Sar	68 Pow	73 Kof	45 Smi	22 Ful	95 Mac	27 Dia	26 NoM	16 Oka	98 Abe	28 vSt	88 Mig
1	1'48.856	1'48.632	1'51.520	1'51.896	1'50.754	1'50.852	1'51.484	1'50.919	1'51.031	1'52.950	1'52.025	1'53.947	1'48.148	1'52.809
2	1'45.114	1'45.042	1'46.050	1'47.400	1'46.612	1'46.586	1'46.754	1'46.888	1'48.311	1'47.136	1'47.530	1'48.403	1'45.046	1'47.230
3	1'44.641	1'44.915	1'46.414	1'47.367	1'46.829	1'47.407	1'46.776	1'46.877	1'45.852	1'47.328	1'47.143	1'49.391	1'44.980	1'49.499
4	1'44.933	1'59.499	1'46.809	1'47.195	1'47.103	1'47.311	1'46.539	1'46.642	1'46.681	1'46.616	1'46.900	1'48.472	1'44.992	1'46.769
5	1'44.872	1'45.551	1'46.856	1'47.140	1'47.093	1'46.837	1'46.889	1'46.643	1'46.914	1'47.029	1'47.160	1'49.067	1'44.875	1'48.514
6	1'45.151	1'45.208	1'47.742	1'47.286	1'46.972	1'46.747	1'47.167	1'46.850	1'46.749	1'46.959	1'46.211	1'49.069	1'46.910	1'47.050
7	1'45.078	1'45.568	1'46.681	1'47.212	1'46.676	1'47.082	1'47.270	1'46.731	1'47.650	1'47.846	1'46.280	1'49.454	1'45.805	1'52.264
8	1'44.975	1'45.926	1'46.244	1'46.419	1'46.279	1'46.286	1'45.977	1'46.366	1'47.232	1'46.453	1'46.717	1'49.259	1'45.593	2'18.780
9	1'44.886	1'45.096	1'45.911	1'46.223	1'46.504	1'46.090	1'46.020	1'46.283	1'46.589	1'47.037	1'47.113	1'48.937	1'45.668	8'15.728
10	2'03.839	1'45.922	1'46.519	1'45.828	1'47.056	1'46.518	1'46.611	1'46.834	1'46.685	1'46.767	1'47.092	1'49.500	1'45.047	1'51.370
11	1'46.262	1'46.289	1'47.544	1'45.820	1'47.348	1'46.511	1'47.126	1'47.044	1'46.798	1'46.880	1'47.669	1'49.530	1'45.070	1'47.427
12	1'45.711	1'46.121	1'46.398	1'45.874	1'46.229	1'45.854	1'47.876	1'47.244	1'46.358	1'47.095	1'48.227	1'49.274	1'45.153	1'50.301
13	1'45.259	1'45.766	1'46.014	1'46.335	1'45.752	1'46.278	1'45.664	1'46.410	1'46.157	1'46.934	1'47.750	1'49.012	1'45.202	1'50.671
14	1'45.248	1'45.622	1'46.089	1'46.116	1'45.944	1'46.497	1'46.370	1'46.030	1'46.299	1'47.391	1'47.739	1'48.962	1'44.823	
15	1'45.173	1'45.221	1'46.461	1'46.420	1'46.948	1'47.023	1'46.827	1'46.466	1'46.100	1'47.641	1'47.461	1'49.135		
16	1'45.111	1'45.559	1'46.673	1'46.190	1'46.239	1'46.669	1'46.160	1'47.214	1'46.283	1'47.517	1'47.367	1'48.648		
17	1'45.278	1'46.287	1'47.219	1'46.573	1'47.045	1'46.998	1'46.241	1'46.497	1'46.546	1'47.809	1'47.014	1'51.317		

	35 Tac	55 Mon
1	1'52.459	1'45.881
2	1'47.333	1'44.200
3	1'47.658	1'43.955
4	1'47.176	1'43.686
5	1'47.294	1'44.013
6	1'46.994	1'44.185
7	1'47.435	
8	1'47.326	
9	1'47.829	
10	1'48.349	
11	1'48.570	
12	1'48.892	

30/09/2023

These data/results cannot be reproduced, stored and/or transmitted in whole or in part by any manner of electronic, mechanical, photocopying, recording, broadcasting or otherwise now known or herein after developed without the previous express consent by the copyright owner, except for reproduction in daily press and regular printed publications on sale to the public within 60 days of the event related to those data/results and always provided that copyright symbol appears together as follows below.

© DORNA WSBK ORGANIZATION Srl 2023



Portimao 4.592 m

Pirelli Portuguese Round, 29 September - 1 October 2023
Lap Chart Race 1

	35 Tac	55 Mon
13	2'17.912	

30/09/2023

These data/results cannot be reproduced, stored and/or transmitted in whole or in part by any manner of electronic, mechanical, photocopying, recording, broadcasting or otherwise now known or herein after developed without the previous express consent by the copyright owner, except for reproduction in daily press and regular printed publications on sale to the public within 60 days of the event related to those data/results and always provided that copyright symbol appears together as follows below.

© DORNA WSBK ORGANIZATION Srl 2023

Pirelli Portuguese Round, 29 September - 1 October 2023
Best Sectors & Speed Race 1

RESULTS

1	11	N. BULEGA	Ducati Panigale V2	Laps 17
2	62	S. MANZI	Yamaha YZF R6	2.637
3	9	J. NAVARRO	Yamaha YZF R6	6.521
4	23	M. SCHROETTER	MV Agusta F3 800 RR	14.090
5	94	V. DEBISE	Yamaha YZF R6	14.250
6	64	F. CARICASULO	Ducati Panigale V2	15.410
7	54	B. SOFUOGLU	MV Agusta F3 800 RR	20.949
8	3	R. DE ROSA	Ducati Panigale V2	22.986
9	66	N. TUULI	Triumph Street Triple RS 765	25.683
10	48	L. DALLA PORTA	Yamaha YZF R6	28.865
11	71	T. EDWARDS	Yamaha YZF R6	28.944
12	50	D. VOSTATEK	Triumph Street Triple RS 765	29.081
13	17	J. MCPHEE	Ducati Panigale V2	32.860
14	61	C. ONCU	Kawasaki ZX-6R	37.565
15	69	T. BOOTH-AMOS	Kawasaki ZX-6R	40.212
16	72	Y. RUIZ	Yamaha YZF R6	42.049
17	51	A. SARMOON	Yamaha YZF R6	46.969
18	68	L. POWER	Kawasaki ZX-6R	47.119
19	73	M. KOFLER	Ducati Panigale V2	47.208
20	45	T. SMITS	Yamaha YZF R6	47.371
21	22	F. FULIGNI	Ducati Panigale V2	47.576
22	95	T. MACKENZIE	Honda CBR600RR	47.763
23	27	A. DIAZ	Yamaha YZF R6	48.060
24	26	M. NORRODIN	Honda CBR600RR	57.213
25	16	Y. OKAYA	Kawasaki ZX-6R	57.223
26	98	M. ABE	Yamaha YZF R6	1'31.202
27	88	A. MIGNO	Honda CBR600RR	4 Laps
RET	28	G. VAN STRAALEN	Yamaha YZF R6	3 Laps
RET	35	L. TACCINI	Kawasaki ZX-6R	4 Laps
RET	55	Y. MONTELLA	Ducati Panigale V2	11 Laps
RET	99	A. HUERTAS	Kawasaki ZX-6R	

SPEED

1	48	L. DALLA PORTA	Yamaha YZF R6	288,2
2	71	T. EDWARDS	Yamaha YZF R6	287,4
3	73	M. KOFLER	Ducati Panigale V2	287,4
4	55	Y. MONTELLA	Ducati Panigale V2	286,7
5	64	F. CARICASULO	Ducati Panigale V2	285,9
6	17	J. MCPHEE	Ducati Panigale V2	285,2
7	50	D. VOSTATEK	Triumph Street Triple RS 765	284,4
8	51	A. SARMOON	Yamaha YZF R6	283,7
9	62	S. MANZI	Yamaha YZF R6	282,2
10	23	M. SCHROETTER	MV Agusta F3 800 RR	282,2
11	54	B. SOFUOGLU	MV Agusta F3 800 RR	282,2
12	61	C. ONCU	Kawasaki ZX-6R	282,2
13	22	F. FULIGNI	Ducati Panigale V2	281,5
14	45	T. SMITS	Yamaha YZF R6	281,5
15	66	N. TUULI	Triumph Street Triple RS 765	281,5
16	94	V. DEBISE	Yamaha YZF R6	280,7
17	69	T. BOOTH-AMOS	Kawasaki ZX-6R	280,7
18	35	L. TACCINI	Kawasaki ZX-6R	280,7
19	3	R. DE ROSA	Ducati Panigale V2	280,0
20	11	N. BULEGA	Ducati Panigale V2	280,0
21	16	Y. OKAYA	Kawasaki ZX-6R	280,0
22	9	J. NAVARRO	Yamaha YZF R6	279,3
23	68	L. POWER	Kawasaki ZX-6R	278,6
24	95	T. MACKENZIE	Honda CBR600RR	278,6
25	27	A. DIAZ	Yamaha YZF R6	278,6
26	28	G. VAN STRAALEN	Yamaha YZF R6	277,8
27	72	Y. RUIZ	Yamaha YZF R6	277,8
28	26	M. NORRODIN	Honda CBR600RR	277,8
29	88	A. MIGNO	Honda CBR600RR	275,0
30	98	M. ABE	Yamaha YZF R6	275,0
31	99	A. HUERTAS	Kawasaki ZX-6R	46,4

SEG. 1

1	11	N. BULEGA	33.073
2	62	S. MANZI	33.110
3	9	J. NAVARRO	33.124
4	55	Y. MONTELLA	33.222
5	64	F. CARICASULO	33.305
6	94	V. DEBISE	33.343
7	54	B. SOFUOGLU	33.405
8	3	R. DE ROSA	33.426
9	23	M. SCHROETTER	33.429
10	61	C. ONCU	33.483
11	66	N. TUULI	33.490
12	71	T. EDWARDS	33.539
13	48	L. DALLA PORTA	33.548
14	28	G. VAN STRAALEN	33.550
15	69	T. BOOTH-AMOS	33.562
16	17	J. MCPHEE	33.573
17	72	Y. RUIZ	33.600
18	73	M. KOFLER	33.681
19	50	D. VOSTATEK	33.687
20	68	L. POWER	33.788
21	22	F. FULIGNI	33.841
22	51	A. SARMOON	33.882
23	45	T. SMITS	33.901
24	27	A. DIAZ	33.903
25	16	Y. OKAYA	33.913
26	95	T. MACKENZIE	33.955
27	26	M. NORRODIN	34.157
28	88	A. MIGNO	34.207
29	35	L. TACCINI	34.237
30	98	M. ABE	34.583

SEG. 2

1	55	Y. MONTELLA	30.600
2	62	S. MANZI	30.720
3	11	N. BULEGA	30.738
4	9	J. NAVARRO	30.816
5	3	R. DE ROSA	30.879
6	66	N. TUULI	30.928
7	94	V. DEBISE	30.931
8	54	B. SOFUOGLU	30.935
9	64	F. CARICASULO	30.946
10	23	M. SCHROETTER	30.956
11	72	Y. RUIZ	31.011
12	69	T. BOOTH-AMOS	31.016
13	28	G. VAN STRAALEN	31.049
14	48	L. DALLA PORTA	31.073
15	17	J. MCPHEE	31.095
16	50	D. VOSTATEK	31.148
17	61	C. ONCU	31.158
18	71	T. EDWARDS	31.175
19	99	A. HUERTAS	31.231
20	22	F. FULIGNI	31.233
21	68	L. POWER	31.316
22	73	M. KOFLER	31.324
23	45	T. SMITS	31.329
24	51	A. SARMOON	31.414
25	27	A. DIAZ	31.483
26	95	T. MACKENZIE	31.483
27	26	M. NORRODIN	31.526
28	88	A. MIGNO	31.627
29	16	Y. OKAYA	31.753
30	35	L. TACCINI	31.804
31	98	M. ABE	32.290

SEG. 3

1	9	J. NAVARRO	21.375
2	62	S. MANZI	21.434
3	23	M. SCHROETTER	21.443
4	94	V. DEBISE	21.452
5	55	Y. MONTELLA	21.464
6	11	N. BULEGA	21.509
7	3	R. DE ROSA	21.599
8	64	F. CARICASULO	21.617
9	69	T. BOOTH-AMOS	21.617
10	72	Y. RUIZ	21.626
11	66	N. TUULI	21.627
12	54	B. SOFUOGLU	21.642
13	61	C. ONCU	21.646
14	50	D. VOSTATEK	21.687
15	28	G. VAN STRAALEN	21.688
16	71	T. EDWARDS	21.737
17	17	J. MCPHEE	21.788
18	45	T. SMITS	21.813
19	48	L. DALLA PORTA	21.834
20	22	F. FULIGNI	21.905
21	27	A. DIAZ	21.908
22	51	A. SARMOON	21.929
23	95	T. MACKENZIE	21.952
24	68	L. POWER	21.965
25	88	A. MIGNO	21.982
26	26	M. NORRODIN	22.009
27	35	L. TACCINI	22.036
28	73	M. KOFLER	22.036
29	16	Y. OKAYA	22.051
30	98	M. ABE	22.222

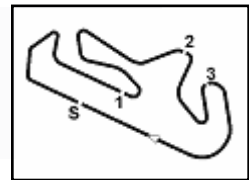
SEG. 4

1	69	T. BOOTH-AMOS	18.131
2	54	B. SOFUOGLU	18.157
3	66	N. TUULI	18.159
4	71	T. EDWARDS	18.170
5	28	G. VAN STRAALEN	18.198
6	9	J. NAVARRO	18.216
7	94	V. DEBISE	18.246
8	62	S. MANZI	18.268
9	48	L. DALLA PORTA	18.278
10	23	M. SCHROETTER	18.281
11	61	C. ONCU	18.283
12	72	Y. RUIZ	18.313
13	16	Y. OKAYA	18.318
14	50	D. VOSTATEK	18.319
15	3	R. DE ROSA	18.320
16	55	Y. MONTELLA	18.325
17	51	A. SARMOON	18.351
18	11	N. BULEGA	18.391
19	68	L. POWER	18.401
20	22	F. FULIGNI	18.407
21	27	A. DIAZ	18.414
22	64	F. CARICASULO	18.421
23	95	T. MACKENZIE	18.439
24	17	J. MCPHEE	18.444
25	73	M. KOFLER	18.446
26	26	M. NORRODIN	18.469
27	45	T. SMITS	18.521
28	35	L. TACCINI	18.536
29	88	A. MIGNO	18.612
30	98	M. ABE	18.920

30/09/2023

These data/results cannot be reproduced, stored and/or transmitted in whole or in part by any manner of electronic, mechanical, photocopying, recording, broadcasting or otherwise now known or herein after developed without the previous express consent by the copyright owner, except for reproduction in daily press and regular printed publications on sale to the public within 60 days of the event related to those data/results and always provided that copyright symbol appears together as follows below.

© DORNA WSBK ORGANIZATION Srl 2023



Portimao 4.592 m

Pirelli Portuguese Round, 29 September - 1 October 2023
Chronological Analysis Race 1

Start at 15:15:50.309

1 / 5

1° 11 N. BULEGA [1'43.846]							
Lap	Seg1	Seg2	Seg3	Seg4	Lap Time	km/h	Local Time
1		30.780	21.566	18.497	1'45.430	168,3	15:17'35.739
2	33.251	30.829	21.594	18.644	1'44.318	278,6	15:19'20.057
3	33.073	30.785	21.509	18.479	1'43.846	277,1	15:21'03.903
4	33.193	30.753	21.566	18.403	1'43.905	277,8	15:22'47.808
5	33.086	30.771	21.629	18.485	1'43.971	279,3	15:24'31.779
6	33.207	30.797	21.644	18.399	1'44.047	277,1	15:26'15.826
7	33.116	30.866	21.667	18.544	1'44.193	278,6	15:28'00.019
8	33.118	30.834	21.606	18.391	1'43.949	277,1	15:29'43.968
9	33.266	30.871	21.705	18.416	1'44.258	277,8	15:31'28.226
10	33.168	30.756	21.671	18.405	1'44.000	279,3	15:33'12.226
11	33.077	30.738	21.680	18.463	1'43.958	280,0	15:34'56.184
12	33.164	30.833	21.707	18.420	1'44.124	278,6	15:36'40.308
13	33.160	30.792	21.562	18.524	1'44.038	277,8	15:38'24.346
14	33.221	30.825	21.615	18.445	1'44.106	277,1	15:40'08.452
15	33.215	30.750	21.583	18.404	1'43.952	277,8	15:41'52.404
16	33.076	30.782	21.628	18.474	1'43.960	277,1	15:43'36.364
17	33.172	30.755	21.694	18.499	1'44.120	277,1	15:45'20.484

Race Time 29'30.175

2° 62 S. MANZI [1'43.710]							
Lap	Seg1	Seg2	Seg3	Seg4	Lap Time	km/h	Local Time
1		31.034	21.542	18.268	1'45.623	165,2	15:17'35.932
2	33.368	31.010	21.550	18.339	1'44.267	282,2	15:19'20.199
3	33.204	30.815	21.503	18.499	1'44.021	282,2	15:21'04.220
4	33.848	30.959	21.577	18.370	1'44.754	279,3	15:22'48.974
5	33.186	30.979	21.669	18.460	1'44.294	279,3	15:24'33.268
6	33.213	30.981	21.601	18.325	1'44.120	275,7	15:26'17.388
7	33.145	30.898	21.596	18.403	1'44.042	278,6	15:28'01.430
8	33.185	30.859	21.434	18.419	1'43.897	275,7	15:29'45.327
9	33.185	30.944	21.462	18.403	1'43.994	275,7	15:31'29.321
10	33.110	30.720	21.509	18.371	1'43.710	276,4	15:33'13.031
11	33.380	30.836	21.480	18.371	1'44.067	278,6	15:34'57.098
12	33.130	30.886	21.595	18.462	1'44.073	275,0	15:36'41.171
13	33.144	30.843	21.498	18.490	1'43.975	276,4	15:38'25.146
14	33.159	30.958	21.573	18.349	1'44.039	275,0	15:40'09.185
15	33.199	30.848	21.507	18.479	1'44.033	275,0	15:41'53.218
16	33.208	31.036	21.735	18.478	1'44.457	275,0	15:43'37.675
17	33.767	31.238	21.772	18.669	1'45.446	274,3	15:45'23.121

Race Time 29'32.812

3° 9 J. NAVARRO [1'43.819]							
Lap	Seg1	Seg2	Seg3	Seg4	Lap Time	km/h	Local Time
1		31.283	21.595	18.409	1'47.043	166,2	15:17'37.352
2	33.221	30.933	21.375	18.293	1'43.822	278,6	15:19'21.174
3	33.518	31.120	21.554	18.216	1'44.408	278,6	15:21'05.582
4	33.213	30.980	21.449	18.260	1'43.902	275,7	15:22'49.484
5	33.183	30.963	21.506	18.387	1'44.039	277,8	15:24'33.523
6	33.246	30.816	21.829	18.260	1'44.151	276,4	15:26'17.674
7	33.229	30.949	21.572	18.284	1'44.034	277,1	15:28'01.708
8	33.184	30.892	21.565	18.304	1'43.945	278,6	15:29'45.653
9	33.124	30.923	21.486	18.286	1'43.819	279,3	15:31'29.472
10	33.253	30.974	21.503	18.377	1'44.107	275,0	15:33'13.579
11	33.224	30.934	21.450	18.309	1'43.917	277,8	15:34'57.496
12	33.357	31.022	21.570	18.470	1'44.419	277,1	15:36'41.915
13	33.490	31.328	21.567	18.507	1'44.892	275,0	15:38'26.807
14	33.562	31.169	21.592	18.538	1'44.861	272,3	15:40'11.668
15	33.418	31.299	21.586	18.568	1'44.871	272,9	15:41'56.539
16	33.581	31.400	21.637	18.532	1'45.150	270,9	15:43'41.689
17	33.798	31.205	21.792	18.521	1'45.316	270,9	15:45'27.005

Race Time 29'36.696

4° 23 M. SCHROETTER [1'44.495]							
Lap	Seg1	Seg2	Seg3	Seg4	Lap Time	km/h	Local Time
1							
2	33.970						
3	33.612						

1		31.179	21.840	18.358	1'47.382	172,8	15:17'37.691
2	33.736	31.150	21.606	18.308	1'44.800	282,2	15:19'22.491
3	33.694	31.036	21.673	18.444	1'44.847	277,8	15:21'07.338
4	33.931	31.028	21.443	18.281	1'44.683	280,0	15:22'52.021
5	33.472	31.103	21.615	18.359	1'44.549	275,7	15:24'36.570
6	33.662	31.144	21.860	18.465	1'45.131	275,0	15:26'21.701
7	33.561	31.152	21.639	18.388	1'44.740	275,7	15:28'06.441
8	33.590	31.096	21.678	18.385	1'44.749	275,7	15:29'51.190
9	33.599	31.017	21.697	18.383	1'44.696	275,7	15:31'35.886
10	33.429	30.990	21.709	18.367	1'44.495	277,1	15:33'20.381
11	33.565	30.956	21.636	18.450	1'44.607	277,1	15:35'04.988
12	33.715	31.113	21.752	18.412	1'44.992	273,6	15:36'49.980
13	33.454	31.156	21.612	18.514	1'44.736	277,8	15:38'34.716
14	33.838	31.053	21.546	18.494	1'44.931	270,9	15:40'19.647
15	33.657	31.113	21.648	18.496	1'44.914	270,9	15:42'04.561
16	33.649	31.095	21.711	18.604	1'45.059	272,3	15:43'49.620
17	33.707	31.056	21.688	18.503	1'44.954	271,6	15:45'34.574

Race Time 29'44.265

5° 94 V. DEBISE [1'44.242]							
Lap	Seg1	Seg2	Seg3	Seg4	Lap Time	km/h	Local Time
1		31.119	21.490	18.246	1'46.257	169,0	15:17'36.566
2	33.566	30.976	21.509	18.296	1'44.347	280,7	15:19'20.913
3	33.629	31.080	21.527	18.360	1'44.596	276,4	15:21'05.509
4	33.552	30.931	21.452	18.307	1'44.242	275,0	15:22'49.751
5	33.343	31.032	21.656	18.318	1'44.349	279,3	15:24'34.100
6	33.546	30.985	21.791	18.284	1'44.606	277,8	15:26'18.706
7	33.475	31.207	21.700	18.492	1'44.874	277,1	15:28'03.580
8	33.703	31.246	21.928	18.513	1'45.390	270,9	15:29'48.970
9	33.695	31.309	21.725	18.565	1'45.294	271,6	15:31'34.264
10	33.618	31.205	21.711	18.481	1'45.015	271,6	15:33'19.279
11	33.761	31.348	21.640	18.520	1'45.269	272,3	15:35'04.548
12	33.873	31.207	21.639	18.603	1'45.322	270,9	15:36'49.870
13	33.977	31.016	21.632	18.479	1'45.104	266,9	15:38'34.974
14	33.761	31.117	21.781	18.533	1'45.192	272,3	15:40'20.166
15	33.559	31.115	21.697	18.517	1'44.888	270,9	15:42'05.054
16	33.533	31.190	21.680	18.446	1'44.849	272,3	15:43'49.903
17	33.615	31.149	21.600	18.467	1'44.831	274,3	15:45'34.734

Race Time 29'44.425

6° 64 F. CARICASULO [1'44.583]							
Lap	Seg1	Seg2	Seg3	Seg4	Lap Time	km/h	Local Time
1		31.183	22.018	18.465	1'47.327	178,8	15:17'37.636
2	33.566	31.179	21.617	18.421	1'44.783	285,9	15:19'22.419
3	33.604	31.032	21.679	18.517	1'44.832	277,8	15:21'07.251
4	34.200	31.161	21.649	18.440	1'45.450	280,7	15:22'52.701
5	33.411	31.001	21.812	18.509	1'44.733	281,5	15:24'37.434
6	33.486	31.080	21.751	18.438	1'44.755	280,0	15:26'22.189
7	33.405	31.104	21.817	18.431	1'44.757	282,2	15:28'06.946
8	33.325	31.094	21.775	18.909	1'45.103	282,9	15:29'52.049
9	33.401	30.946	21.750	18.486	1'44.583	278,6	15:31'36.632
10	33.305	31.111	21.732	18.534	1'44.682	282,2	15:33'21.314
11	33.404	31.097	21.730	18.542	1'44.773	282,9	15:35'06.087
12	33.451	30.982	21.738	18.533	1'44.704	279,3	15:36'50.791
13	33.450	30.970	21.738	18.554	1'44.712	279,3	15:38'35.503
14	33.611	31.077	21.752	18.694	1'45.134	278,6	15:40'20.637
15	33.445	31.128	21.787	18.478	1'44.838	278,6	15:42'05.475
16	33.526	31.119	21.986	18.587	1'45.218	280,7	15:43'50.693
17	33.469	31.078	21.897	18.757	1'45.201	279,3	15:45'35.894

Race Time 29'45.585

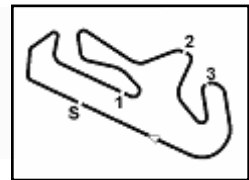
7° 54 B. SOFUOGLU [1'44.467]							
Lap	Seg1	Seg2	Seg3	Seg4	Lap Time	km/h	Local Time
1		31.998	21.870	18.183	1'49.342	185,9	15:17'39.651
2	33.970	31.537	21.750	18.322	1'45.579	280,7	15:19'25.230
3	33.612	31.023	21.817	18.253	1'44.705	282,2	15:21'09.935

30/09/2023

P = Pits In/Dut - C = Lap Time Cancelled

These data/results cannot be reproduced, stored and/or transmitted in whole or in part by any manner of electronic, mechanical, photocopying, recording, broadcasting or otherwise now known or herein after developed without the previous express consent by the copyright owner, except for reproduction in daily press and regular printed publications on sale to the public within 60 days of the event related to those data/results and always provided that copyright symbol appears together as follows below.

© DORNA W



Pirelli Portuguese Round, 29 September - 1 October 2023
Chronological Analysis Race 1

Portimao 4.592 m

Start at 15:15:50.309

2 / 5

4	33.599	31.530	21.770	18.300	1'45.199	275,7	15:22'55.134	7	34.008	31.325	21.971	18.369	1'45.673	281,5	15:28'11.920
5	33.751	31.206	21.642	18.323	1'44.922	281,5	15:24'40.056	8	34.875	31.200	21.835	18.429	1'46.339	280,0	15:29'58.259
6	33.495	31.626	21.893	18.157	1'45.171	282,2	15:26'25.227	9	33.793	31.332	21.926	18.374	1'45.425	280,7	15:31'43.684
7	33.596	31.034	21.704	18.294	1'44.628	282,2	15:28'09.855	10	33.876	31.201	21.993	18.531	1'45.601	285,2	15:33'29.285
8	33.445	31.129	21.733	18.271	1'44.578	282,2	15:29'54.433	11	33.627	31.270	21.834	18.469	1'45.200	278,6	15:35'14.485
9	33.507	30.935	21.730	18.295	1'44.467	278,6	15:31'38.900	12	33.908	31.384	21.869	18.523	1'45.684	275,7	15:37'00.169
10	33.405	31.017	21.772	18.386	1'44.580	281,5	15:33'23.480	13	33.889	31.490	21.999	18.624	1'46.002	280,7	15:38'46.171
11	33.524	31.096	21.778	18.367	1'44.765	280,0	15:35'08.245	14	33.951	31.501	21.981	18.602	1'46.035	272,3	15:40'32.206
12	33.588	31.094	21.763	18.595	1'45.040	277,8	15:36'53.285	15	33.864	31.340	22.040	18.532	1'45.776	273,6	15:42'17.982
13	33.807	31.282	21.815	18.570	1'45.474	276,4	15:38'38.759	16	33.820	31.312	21.969	18.540	1'45.641	275,0	15:44'03.623
14	33.768	31.360	21.862	18.640	1'45.630	275,0	15:40'24.389	17	33.773	31.320	22.002	18.631	1'45.726	275,0	15:45'49.349
15	33.949	31.192	21.853	18.553	1'45.547	274,3	15:42'09.936								
16	33.781	31.281	21.715	18.540	1'45.317	275,0	15:43'55.253								
17	33.773	31.700	22.016	18.691	1'46.180	276,4	15:45'41.433								

Race Time 29'59.040

Race Time 29'51.124

8° 3 R. DE ROSA [1'44.551]							
Lap	Seg.1	Seg.2	Seg.3	Seg.4	Lap Time	km/h	Local Time
1		31.416	21.915	18.331	1'48.466	176,8	15:17'38.775
2	33.676	31.250	21.720	18.332	1'44.978	279,3	15:19'23.753
3	33.703	31.194	21.727	18.376	1'45.000	278,6	15:21'08.753
4	33.545	31.193	21.838	18.386	1'44.962	278,6	15:22'53.715
5	33.940	31.453	21.626	18.320	1'45.339	278,6	15:24'39.054
6	33.835	31.364	21.599	18.410	1'45.208	280,0	15:26'24.262
7	33.537	31.098	21.893	18.375	1'44.903	277,1	15:28'09.165
8	33.522	31.257	21.736	18.558	1'45.073	276,4	15:29'54.238
9	33.899	31.002	21.725	18.395	1'45.021	275,0	15:31'39.259
10	34.744	30.879	21.697	18.458	1'45.778	277,1	15:33'25.037
11	33.531	30.935	21.658	18.427	1'44.551	279,3	15:35'09.588
12	33.493	31.097	21.834	18.353	1'44.777	279,3	15:36'54.365
13	33.426	31.032	23.547	19.658	1'47.663	275,7	15:38'42.028
14	33.864	31.264	21.695	18.637	1'45.460	270,2	15:40'27.488
15	33.700	30.981	21.790	18.571	1'45.042	270,9	15:42'12.530
16	33.648	31.254	21.857	18.659	1'45.418	270,2	15:43'57.948
17	33.828	31.232	21.756	18.706	1'45.522	270,9	15:45'43.470

Race Time 29'53.161

9° 66 N. TUULI [1'44.503]							
Lap	Seg.1	Seg.2	Seg.3	Seg.4	Lap Time	km/h	Local Time
1		31.996	21.874	18.224	1'49.158	181,5	15:17'39.467
2	33.966	31.159	21.906	18.315	1'45.346	280,0	15:19'24.813
3	33.591	31.187	21.730	18.328	1'44.836	279,3	15:21'09.649
4	34.723	31.088	21.627	18.214	1'45.652	278,6	15:22'55.301
5	33.883	31.197	21.773	18.336	1'45.189	281,5	15:24'40.490
6	33.619	31.247	21.863	18.159	1'44.888	279,3	15:26'25.378
7	33.740	31.044	21.714	18.256	1'44.754	278,6	15:28'10.132
8	33.490	31.032	21.740	18.241	1'44.503	277,8	15:29'54.635
9	33.690	30.968	21.812	18.172	1'44.642	279,3	15:31'39.277
10	33.930	30.928	22.021	18.522	1'45.401	275,0	15:33'24.678
11	33.499	31.017	21.730	18.382	1'44.628	277,8	15:35'09.306
12	33.620	31.104	21.858	18.428	1'45.010	275,7	15:36'54.316
13	33.758	31.071	21.835	18.390	1'45.054	275,0	15:38'39.370
14	38.636	31.390	21.791	18.498	1'50.315	275,7	15:40'29.685
15	33.652	31.211	21.821	18.506	1'45.190	272,3	15:42'14.875
16	33.907	31.353	21.888	18.530	1'45.678	271,6	15:44'00.553
17	33.786	31.257	21.913	18.658	1'45.614	272,3	15:45'46.167

Race Time 29'55.858

10° 48 L. DALLA PORTA [1'45.180]							
Lap	Seg.1	Seg.2	Seg.3	Seg.4	Lap Time	km/h	Local Time
1		31.730	22.317	18.278	1'49.059	176,2	15:17'39.368
2	33.738	31.166	21.975	18.301	1'45.180	288,2	15:19'24.548
3	33.724	31.073	22.118	18.321	1'45.236	282,2	15:21'09.784
4	33.548	31.476	21.836	18.356	1'45.216	285,2	15:22'55.000
5	34.009	31.243	22.040	18.401	1'45.693	278,6	15:24'40.693
6	33.825	31.535	21.862	18.332	1'45.554	283,7	15:26'26.247

30/09/2023

P = Pits In/Out - C = Lap Time Cancelled

These data/results cannot be reproduced, stored and/or transmitted in whole or in part by any manner of electronic, mechanical, photocopying, recording, broadcasting or otherwise now known or herein after developed without the previous express consent by the copyright owner, except for reproduction in daily press and regular printed publications on sale to the public within 60 days of the event related to those data/results and always provided that copyright symbol appears together as follows below.

© DORNA WSBK ORGANIZATION Srl 2023

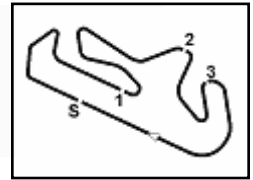
11° 71 T. EDWARDS [1'44.621]							
Lap	Seg.1	Seg.2	Seg.3	Seg.4	Lap Time	km/h	Local Time
1		31.345	21.798	18.294	1'47.599	169,0	15:17'37.908
2	35.637	31.430	22.220	18.412	1'47.699	287,4	15:19'25.607
3	33.539	31.175	21.737	18.170	1'44.621	280,0	15:21'10.228
4	33.883	31.259	21.999	18.254	1'45.395	283,7	15:22'55.623
5	33.762	31.233	21.963	18.220	1'45.178	281,5	15:24'40.801
6	33.787	31.367	21.774	18.283	1'45.211	272,3	15:26'26.012
7	34.331	31.449	21.931	18.256	1'45.967	272,3	15:28'11.979
8	33.910	31.191	21.829	18.406	1'45.336	279,3	15:29'57.315
9	33.719	31.236	21.965	18.439	1'45.359	275,7	15:31'42.674
10	33.937	31.274	22.092	18.421	1'45.724	272,9	15:33'28.398
11	33.840	31.347	21.879	18.418	1'45.484	272,9	15:35'13.882
12	34.002	31.367	22.166	18.537	1'46.072	272,3	15:36'59.954
13	34.279	31.562	21.954	18.485	1'46.280	274,3	15:38'46.234
14	33.965	31.933	21.845	18.345	1'46.088	275,7	15:40'32.322
15	34.033	31.434	22.072	18.286	1'45.825	272,3	15:42'18.147
16	33.936	31.422	22.005	18.225	1'45.588	270,9	15:44'03.735
17	33.784	31.361	22.000	18.548	1'45.693	274,3	15:45'49.428

Race Time 29'59.119

12° 50 O. VOSTATEK [1'45.095]							
Lap	Seg.1	Seg.2	Seg.3	Seg.4	Lap Time	km/h	Local Time
1		31.873	21.900	18.319	1'49.630	185,5	15:17'39.939
2	33.881	31.470	22.061	18.419	1'45.831	284,4	15:19'25.770
3	33.737	31.161	21.734	18.477	1'45.109	277,8	15:21'10.879
4	33.802	31.148	21.790	18.355	1'45.095	282,9	15:22'55.974
5	33.804	31.213	21.738	18.408	1'45.163	283,7	15:24'41.137
6	33.865	31.289	21.807	18.415	1'45.376	277,1	15:26'26.513
7	34.007	31.471	21.915	18.455	1'45.848	282,9	15:28'12.361
8	33.861	31.197	21.714	18.404	1'45.176	280,7	15:29'57.537
9	34.063	31.659	21.810	18.385	1'45.917	265,6	15:31'43.454
10	34.591	31.407	21.836	18.562	1'46.396	279,3	15:33'29.850
11	33.687	31.225	21.687	18.502	1'45.101	280,0	15:35'14.951
12	33.763	31.287	21.792	18.418	1'45.260	277,8	15:37'00.211
13	34.155	31.602	21.940	18.530	1'46.227	270,9	15:38'46.438
14	34.000	31.505	21.812	18.543	1'45.860	275,0	15:40'32.298
15	33.910	31.383	22.055	18.398	1'45.746	277,1	15:42'18.044
16	33.923	31.401	21.872	18.433	1'45.629	273,6	15:44'03.673
17	34.031	31.367	21.959	18.535	1'45.892	260,5	15:45'49.565

Race Time 29'59.256

13° 17 J. MCPHEE [1'45.048]							
Lap	Seg.1	Seg.2	Seg.3	Seg.4	Lap Time	km/h	Local Time
1		31.981	21.963	18.480	1'50.027	190,4	15:17'40.336
2	33.907	31.411	21.936	18.529	1'45.783	282,2	15:19'26.119
3	33.978	31.112	21.867	18.518	1'45.475	272,3	15:21'11.594
4	33.670	31.095	21.788	18.495	1'45.048	282,9	15:22'56.642
5	33.642	31.342	22.065	18.523	1'45.572	282,9	15:24'42.214
6	33.707	31.369	21.874	18.617	1'45.567	284,4	15:26'27.781
7	33.651	31.319	21.912	18.548	1'45.430	282,9	15:28'13.211
8	33.857	31.343	21.871	18.550	1'45.621	281,5	15:29'58.832
9							



Pirelli Portuguese Round, 29 September - 1 October 2023
Chronological Analysis Race 1

Portimao 4.592 m

Start at 15:15:50.309

3 / 5

10	34.216	31.325	22.026	18.444	1'46.011	282,9	15:33'30.442	13	33.754	31.354	21.955	18.703	1'45.766	268,9	15:38'59.844
11	33.573	31.316	21.906	18.581	1'45.376	285,2	15:35'15.818	14	34.025	31.114	21.875	18.608	1'45.622	268,2	15:40'45.466
12	33.689	31.429	21.958	18.733	1'45.809	280,7	15:37'01.627	15	33.795	31.170	21.698	18.558	1'45.221	272,9	15:42'30.687
13	33.927	31.335	22.082	18.651	1'45.995	281,5	15:38'47.622	16	33.613	31.248	21.922	18.776	1'45.559	273,6	15:44'16.246
14	33.890	31.385	22.048	18.642	1'45.965	277,1	15:40'33.587	17	33.788	31.405	22.107	18.987	1'46.287	270,9	15:46'02.533
15	33.824	31.436	22.028	18.675	1'45.963	279,3	15:42'19.550								
16	33.645	32.122	22.198	18.858	1'46.823	279,3	15:44'06.373								
17	34.167	31.727	22.247	18.830	1'46.971	275,7	15:45'53.344								
Race Time 30'12.224															

Race Time 30'03.035

14° 61 C. ONCU [144.915]							
Lap	Seg1	Seg2	Seg3	Seg4	Lap Time	km/h	Local Time
1		31.164	21.812	18.283	1'47.774	171,7	15:17'38.083
2	33.765	31.158	21.646	18.438	1'45.007	280,7	15:19'23.090
3	33.736	31.294	21.678	18.472	1'45.180	280,0	15:21'08.270
4	33.483	31.308	21.718	18.406	1'44.915	280,0	15:22'53.185
5	33.572	31.265	21.738	18.551	1'45.126	281,5	15:24'38.311
6	34.247	32.254	21.876	18.555	1'46.932	277,1	15:26'25.243
7	34.532	31.527	21.960	18.428	1'46.447	269,6	15:28'11.690
8	33.691	31.368	21.848	18.710	1'45.617	282,2	15:29'57.307
9	34.102	31.551	21.863	18.573	1'46.089	269,6	15:31'43.396
10	34.503	31.356	22.399	18.731	1'46.989	277,8	15:33'30.385
11	34.248	31.644	22.116	18.844	1'46.852	278,6	15:35'17.237
12	33.907	31.730	22.031	18.851	1'46.519	276,4	15:37'03.756
13	34.074	31.818	22.122	18.896	1'46.910	276,4	15:38'50.666
14	34.365	31.959	22.153	18.908	1'47.385	273,6	15:40'38.051
15	34.112	31.942	22.095	18.725	1'46.874	272,9	15:42'24.925
16	33.867	31.697	22.224	18.782	1'46.570	273,6	15:44'11.495
17	33.769	31.871	22.044	18.870	1'46.554	274,3	15:45'58.049
Race Time 30'07.740							

17° 51 A. SARMOON [145.911]							
Lap	Seg1	Seg2	Seg3	Seg4	Lap Time	km/h	Local Time
1		32.341	22.101	18.521	1'51.520	188,5	15:17'41.829
2	34.239	31.482	21.929	18.400	1'46.050	283,7	15:19'27.879
3	34.162	31.486	22.106	18.660	1'46.414	281,5	15:21'14.293
4	33.882	32.277	21.970	18.680	1'46.809	273,6	15:23'01.102
5	34.358	31.711	22.079	18.708	1'46.856	272,3	15:24'47.958
6	34.436	31.820	22.851	18.635	1'47.742	271,6	15:26'35.700
7	34.189	31.733	22.134	18.625	1'46.681	272,9	15:28'22.381
8	34.151	31.548	21.967	18.578	1'46.244	272,9	15:30'08.625
9	33.908	31.423	21.963	18.617	1'45.911	271,6	15:31'54.536
10	34.355	31.505	22.134	18.525	1'46.519	268,9	15:33'41.055
11	34.417	32.375	22.364	18.388	1'47.544	273,6	15:35'28.599
12	34.045	31.678	22.324	18.351	1'46.398	277,1	15:37'14.997
13	33.977	31.603	21.964	18.470	1'46.014	273,6	15:39'01.011
14	33.902	31.414	22.019	18.754	1'46.089	275,0	15:40'47.100
15	34.271	31.475	22.060	18.655	1'46.461	270,2	15:42'33.561
16	34.201	31.653	21.996	18.823	1'46.673	269,6	15:44'20.234
17	34.416	31.947	21.961	18.895	1'47.219	269,6	15:46'07.453
Race Time 30'17.144							

18° 68 L. POWER [145.820]							
Lap	Seg1	Seg2	Seg3	Seg4	Lap Time	km/h	Local Time
1		32.425	22.265	18.568	1'51.896	189,1	15:17'42.205
2	34.642	31.822	22.191	18.745	1'47.400	278,6	15:19'29.605
3	34.639	31.764	22.235	18.729	1'47.367	269,6	15:21'16.972
4	34.446	31.979	22.171	18.599	1'47.195	272,9	15:23'04.167
5	34.251	31.865	22.432	18.592	1'47.140	273,6	15:24'51.307
6	34.789	31.641	22.158	18.698	1'47.286	273,6	15:26'38.593
7	34.497	31.957	22.103	18.655	1'47.212	270,9	15:28'25.805
8	34.213	31.516	22.018	18.672	1'46.419	272,3	15:30'12.224
9	34.003	31.560	22.036	18.624	1'46.223	271,6	15:31'58.447
10	34.005	31.382	21.973	18.468	1'45.828	270,2	15:33'44.275
11	33.788	31.439	22.069	18.524	1'45.820	277,8	15:35'30.095
12	33.963	31.476	22.034	18.401	1'45.874	274,3	15:37'15.969
13	34.260	31.443	22.109	18.523	1'46.335	275,0	15:39'02.304
14	34.281	31.316	21.965	18.554	1'46.116	274,3	15:40'48.420
15	33.960	31.593	22.422	18.445	1'46.420	272,3	15:42'34.840
16	34.067	31.536	22.010	18.577	1'46.190	272,9	15:44'21.030
17	34.213	31.608	22.099	18.653	1'46.573	273,6	15:46'07.603
Race Time 30'17.294							

15° 69 T. BOOTH-AMDS [144.641]							
Lap	Seg1	Seg2	Seg3	Seg4	Lap Time	km/h	Local Time
1		31.614	21.704	18.309	1'48.856	177,3	15:17'39.165
2	34.086	31.221	21.626	18.181	1'45.114	279,3	15:19'24.279
3	33.833	31.016	21.661	18.131	1'44.641	280,0	15:21'08.920
4	33.569	31.259	21.889	18.216	1'44.933	280,7	15:22'53.853
5	33.562	31.404	21.657	18.249	1'44.872	278,6	15:24'38.725
6	33.811	31.366	21.617	18.357	1'45.151	278,6	15:26'23.876
7	33.691	31.219	21.780	18.388	1'45.078	271,6	15:28'08.954
8	33.599	31.182	21.785	18.409	1'44.975	275,7	15:29'53.929
9	33.610	31.157	21.693	18.426	1'44.886	270,9	15:31'38.815
10	52.402	31.374	21.809	18.254	2'03.839	274,3	15:33'42.654
11	34.462	31.244	22.249	18.307	1'46.262	280,0	15:35'28.916
12	33.996	31.548	21.858	18.309	1'45.711	278,6	15:37'14.627
13	33.625	31.287	22.007	18.340	1'45.259	279,3	15:38'59.886
14	33.643	31.258	21.791	18.556	1'45.248	268,2	15:40'45.134
15	33.859	31.216	21.703	18.395	1'45.173	268,2	15:42'30.307
16	33.693	31.232	21.774	18.412	1'45.111	269,6	15:44'15.418
17	33.699	31.282	21.755	18.542	1'45.278	270,2	15:46'00.696
Race Time 30'10.387							

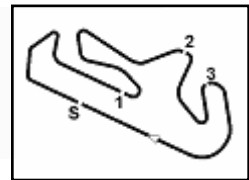
19° 73 M. KOFLER [145.752]							
Lap	Seg1	Seg2	Seg3	Seg4	Lap Time	km/h	Local Time
1		32.029	22.181	18.731	1'50.754	187,2	15:17'41.063
2	34.029	31.588	22.157	18.838	1'46.612	281,5	15:19'27.675
3	34.103	31.576	22.226	18.924	1'46.829	275,7	15:21'14.504
4	34.344	31.912	22.118	18.729	1'47.103	277,1	15:23'01.607
5	34.671	31.524	22.208	18.690	1'47.093	277,8	15:24'48.700
6	34.289	31.705	22.242	18.736	1'46.972	277,1	15:26'35.672
7	33.973	31.788	22.210	18.705	1'46.676	276,4	15:28'22.348
8	33.940	31.526	22.103	18.710	1'46.279	277,1	15:30'08.627
9	34.258	31.377	22.129	18.740	1'46.504	270,2	15:31'55.131
10	34.389	31.365	22.729	18.573	1'47.056	278,6	15:33'42.187
11	34.308	31.754	22.625	18.661	1'47.348	287,4	15:35'29.535
12	34.117	31.620	22.046	18.446	1'46.229	281,5	15:37'15.764
13	33.681	31.443	22.036	18.592	1'45.752	281,5	15:39'01.516
14	33.928	31.324	22.090	18.602	1'45.944	276,4	15:40'47.460
15	34.334	31.828	22.260	18.526	1'46.948	275,0	15:42'34.408

30/09/2023

P = Pits In/Out - C = Lap Time Cancelled

These data/results cannot be reproduced, stored and/or transmitted in whole or in part by any manner of electronic, mechanical, photocopying, recording, broadcasting or otherwise now known or herein after developed without the previous express consent by the copyright owner, except for reproduction in daily press and regular printed publications on sale to the public within 60 days of the event related to those data/results and always provided that copyright symbol appears together as follows below.

© DORNA WSBK ORGANIZATION Srl 2023



Portimao 4.592 m

Pirelli Portuguese Round, 29 September - 1 October 2023
Chronological Analysis Race 1

4 / 5

Start at 15:15:50.309

16	33.872	31.622	22.089	18.656	1'46.239	279,3	15:44'20.647
17	34.170	32.005	22.324	18.546	1'47.045	277,1	15:46'07.692

Race Time 30'17.383

20° 45 T. SMITS [1'45.854]							
Lap	Seg1	Seg2	Seg3	Seg4	Lap Time	km/h	Local Time
1		31.942	22.130	18.624	1'50.852	186,5	15:17'41.161
2	34.316	31.528	22.072	18.670	1'46.586	281,5	15:19'27.747
3	34.805	32.034	21.986	18.582	1'47.407	273,6	15:21'15.154
4	34.252	31.766	22.766	18.527	1'47.311	277,8	15:23'02.465
5	34.449	31.664	22.203	18.521	1'46.837	277,1	15:24'49.302
6	34.251	31.671	22.256	18.569	1'46.747	275,7	15:26'36.049
7	34.297	31.572	22.424	18.789	1'47.082	280,0	15:28'23.131
8	34.415	31.495	21.813	18.563	1'46.286	268,2	15:30'09.417
9	34.093	31.367	22.041	18.589	1'46.090	277,8	15:31'55.507
10	34.500	31.425	21.984	18.609	1'46.518	278,6	15:33'42.025
11	34.134	31.780	22.059	18.538	1'46.511	280,7	15:35'28.536
12	33.901	31.329	21.966	18.658	1'45.854	273,6	15:37'14.390
13	34.237	31.417	22.011	18.613	1'46.278	271,6	15:39'00.668
14	34.164	31.347	22.346	18.640	1'46.497	270,2	15:40'47.165
15	34.235	32.112	21.956	18.720	1'47.023	271,6	15:42'34.188
16	34.471	31.611	21.918	18.669	1'46.669	268,2	15:44'20.857
17	34.190	31.941	22.317	18.550	1'46.998	273,6	15:46'07.855

Race Time 30'17.546

21° 22 F. FULIGNI [1'45.664]							
Lap	Seg1	Seg2	Seg3	Seg4	Lap Time	km/h	Local Time
1		32.243	22.096	18.635	1'51.484	182,4	15:17'41.793
2	34.790	31.544	21.905	18.515	1'46.754	278,6	15:19'28.547
3	34.319	31.935	22.004	18.518	1'46.776	279,3	15:21'15.323
4	34.165	31.904	22.063	18.407	1'46.539	272,3	15:23'01.862
5	34.637	31.507	22.144	18.601	1'46.889	270,9	15:24'48.751
6	34.562	31.768	22.240	18.597	1'47.167	275,7	15:26'35.918
7	34.621	31.773	22.206	18.670	1'47.270	270,2	15:28'23.188
8	34.223	31.347	21.921	18.486	1'45.977	275,0	15:30'09.165
9	33.988	31.513	21.998	18.521	1'46.020	281,5	15:31'55.185
10	34.008	31.492	22.312	18.799	1'46.611	277,8	15:33'41.796
11	34.592	31.760	22.289	18.485	1'47.126	277,1	15:35'28.922
12	34.478	32.504	22.268	18.626	1'47.876	277,1	15:37'16.798
13	33.852	31.233	22.052	18.527	1'45.664	278,6	15:39'02.462
14	34.359	31.371	22.002	18.638	1'46.370	279,3	15:40'48.832
15	33.987	31.560	22.202	19.078	1'46.827	277,1	15:42'35.659
16	33.946	31.457	22.187	18.570	1'46.160	274,3	15:44'21.819
17	33.841	31.616	22.150	18.634	1'46.241	278,6	15:46'08.060

Race Time 30'17.751

22° 95 T. MACKENZIE [1'46.030]							
Lap	Seg1	Seg2	Seg3	Seg4	Lap Time	km/h	Local Time
1		32.220	22.101	18.505	1'50.919	189,1	15:17'41.228
2	34.512	31.671	22.239	18.466	1'46.888	270,9	15:19'28.116
3	34.600	31.631	22.057	18.589	1'46.877	278,6	15:21'14.993
4	34.130	31.857	22.100	18.555	1'46.642	275,7	15:23'01.635
5	34.396	31.550	22.117	18.580	1'46.643	276,4	15:24'48.278
6	34.590	31.591	21.983	18.686	1'46.850	272,3	15:26'35.128
7	33.955	32.075	22.014	18.687	1'46.731	269,6	15:28'21.859
8	34.027	31.669	22.001	18.669	1'46.366	269,6	15:30'08.225
9	33.963	31.557	22.029	18.734	1'46.283	270,2	15:31'54.550
10	34.160	31.687	22.513	18.474	1'46.834	268,2	15:33'41.342
11	34.609	31.741	22.048	18.646	1'47.044	275,7	15:35'28.386
12	34.507	32.021	22.138	18.578	1'47.244	270,9	15:37'15.630
13	34.370	31.541	21.961	18.538	1'46.410	270,9	15:39'02.040
14	34.048	31.483	21.952	18.547	1'46.030	271,6	15:40'48.070
15	34.065	31.598	22.364	18.439	1'46.466	274,3	15:42'34.536
16	34.414	31.992	22.172	18.636	1'47.214	274,3	15:44'21.750
17	34.232	31.623	22.184	18.458	1'46.497	270,2	15:46'08.247

Race Time 30'17.938

23° 27 A. DIAZ [1'45.852]								
Lap	Seg1	Seg2	Seg3	Seg4	Lap Time	km/h	Local Time	
1			32.171	22.075	18.430	1'51.031	186,8	15:17'41.340
2	34.346		33.013	22.356	18.596	1'48.311	277,1	15:19'29.651
3	33.903		31.506	21.959	18.484	1'45.852	272,9	15:21'15.503
4	34.297		31.789	22.162	18.433	1'46.681	278,6	15:23'02.184
5	34.502		31.691	22.242	18.479	1'46.914	269,6	15:24'49.098
6	34.178		31.566	22.288	18.717	1'46.749	275,0	15:26'35.847
7	34.477		31.821	22.892	18.460	1'47.650	272,9	15:28'23.497
8	34.549		31.904	22.365	18.414	1'47.232	271,6	15:30'10.729
9	34.015		31.853	22.148	18.573	1'46.589	276,4	15:31'57.318
10	34.332		31.856	22.960	18.537	1'46.685	274,3	15:33'44.003
11	34.673		31.483	22.039	18.603	1'46.798	277,8	15:35'30.801
12	34.036		31.626	22.101	18.595	1'46.358	274,3	15:37'17.159
13	34.101		31.582	21.908	18.566	1'46.157	275,0	15:39'03.316
14	34.111		31.568	21.996	18.624	1'46.299	273,6	15:40'49.615
15	33.969		31.609	21.941	18.581	1'46.100	276,4	15:42'35.715
16	34.177		31.621	22.018	18.467	1'46.283	275,7	15:44'21.998
17	34.157		31.782	21.994	18.613	1'46.546	274,3	15:46'08.544

Race Time 30'18.235

24° 26 M. NORRODIN [1'46.453]								
Lap	Seg1	Seg2	Seg3	Seg4	Lap Time	km/h	Local Time	
1			33.473	22.093	18.581	1'52.950	191,8	15:17'43.259
2	34.389		31.982	22.296	18.469	1'47.136	270,2	15:19'30.395
3	34.782		31.801	22.217	18.528	1'47.328	257,4	15:21'17.723
4	34.157		31.871	22.009	18.579	1'46.616	277,8	15:23'04.339
5	34.421		31.881	22.237	18.490	1'47.029	276,4	15:24'51.368
6	34.485		31.714	22.160	18.600	1'46.959	270,9	15:26'38.327
7	34.790		32.256	22.227	18.573	1'47.846	273,6	15:28'26.173
8	34.269		31.560	22.135	18.489	1'46.453	276,4	15:30'12.626
9	34.507		31.601	22.256	18.673	1'47.037	272,3	15:31'59.663
10	34.507		31.526	22.076	18.658	1'46.767	273,6	15:33'46.430
11	34.283		31.772	22.240	18.585	1'46.880	270,2	15:35'33.310
12	34.234		32.204	22.105	18.552	1'47.095	274,3	15:37'20.405
13	34.257		31.775	22.186	18.716	1'46.934	270,2	15:39'07.339
14	34.319		31.912	22.385	18.775	1'47.391	269,6	15:40'54.730
15	34.513		32.001	22.377	18.750	1'47.641	269,6	15:42'42.371
16	34.438		31.930	22.182	18.967	1'47.517	268,9	15:44'29.888
17	34.594		32.023	22.331	18.861	1'47.809	268,2	15:46'17.697

Race Time 30'27.388

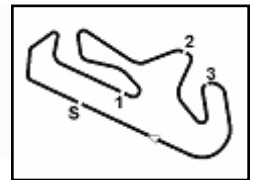
25° 16 Y. OKAYA [1'46.211]								
Lap	Seg1	Seg2	Seg3	Seg4	Lap Time	km/h	Local Time	
1			32.627	22.300	18.323	1'52.025	194,5	15:17'42.334
2	34.551		32.156	22.387	18.436	1'47.530	270,9	15:19'29.864
3	34.590		31.829	22.265	18.459	1'47.143	277,8	15:21'17.007
4	34.132		32.079	22.200	18.489	1'46.900	277,8	15:23'03.907
5	34.169		32.095	22.391	18.505	1'47.160	277,1	15:24'51.067
6	33.958		31.811	22.051	18.391	1'46.211	275,7	15:26'37.278
7	33.913		31.753	22.292	18.322	1'46.280	278,6	15:28'23.558
8	34.295		31.921	22.183	18.318	1'46.717	272,9	15:30'10.275
9	34.316		31.837	22.448	18.512	1'47.113	275,7	15:31'57.388
10	34.279		32.091	22.383	18.339	1'47.092	277,8	15:33'44.480
11	34.627		32.103	22.379	18.560	1'47.669	280,0	15:35'32.149
12	34.432		32.598	22.527	18.670	1'48.227	275,0	15:37'20.376
13	34.583		32.030	22.551	18.586	1'47.750	270,9	15:39'08.126
14	34.360		32.233	22.551	18.595	1'47.739	271,6	15:40'55.865
15	34.263		32.301	22.382	18.515	1'47.461	272,3	15:42'43.326
16	34.075		32.176	22.414	18.702	1'47.367	273,6	15:44'30.693
17	34.066		31.948	22.387	18.613	1'47.014	273,6	15:46'17.707

Race Time 30'27.398

26° 98 M. ABE [1'48.403]								
Lap	Seg1	Seg2	Seg3	Seg4	Lap Time	km/h	Local Time	
1			33.149	22.308	18.920	1'53.947	192,1	15:17'44.256

30/09/2023 P = Pits In/Out - C = Lap Time Cancelled

These data/results cannot be reproduced, stored and/or transmitted



Portimao 4.592 m

Pirelli Portuguese Round, 29 September - 1 October 2023
Chronological Analysis Race 1

Start at 15:15:50.309

5 / 5

2	34.784	32.355	22.222	19.042	1'48.403	275,0	15:19'32.659	12	36.743	32.250	22.287	19.021	1'50.301	268,2	15:44'38.050
3	35.147	32.485	22.580	19.179	1'49.391	268,9	15:21'22.050	13	34.321	32.119	25.081	19.150	1'50.671	268,2	15:46'28.721
4	34.843	32.316	22.335	18.978	1'48.472	270,9	15:23'10.522	Race Time 30'38.412							
5	34.989	32.582	22.419	19.077	1'49.067	272,3	15:24'59.589	RET 55 Y. MONTELLA [1'43.686]							
6	34.859	32.525	22.501	19.184	1'49.069	268,2	15:26'48.658	Lap	Seg.1	Seg.2	Seg.3	Seg.4	Lap Time	km/h	Local Time
7	35.068	32.630	22.538	19.218	1'49.454	268,9	15:28'38.112	1		31.062	21.558	18.369	1'45.881	167,5	15:17'36.190
8	34.873	32.735	22.582	19.069	1'49.259	268,9	15:30'27.371	2	33.308	30.991	21.575	18.326	1'44.200	281,5	15:19'20.390
9	34.924	32.352	22.615	19.046	1'48.937	269,6	15:32'16.308	3	33.280	30.769	21.547	18.359	1'43.955	282,9	15:21'04.345
10	34.964	32.764	22.668	19.104	1'49.500	270,2	15:34'05.808	4	33.297	30.600	21.464	18.325	1'43.686	286,7	15:22'48.031
11	34.998	32.667	22.756	19.109	1'49.530	268,9	15:35'55.338	5	33.222	30.852	21.583	18.356	1'44.013	282,2	15:24'32.044
12	34.906	32.708	22.606	19.054	1'49.274	268,2	15:37'44.612	6	33.250	30.869	21.650	18.416	1'44.185	280,7	15:26'16.229
13	34.849	32.648	22.483	19.032	1'49.012	266,9	15:39'33.624	Race Time 10'25.920							
14	34.824	32.290	22.680	19.168	1'48.962	264,3	15:41'22.586								
15	34.915	32.488	22.694	19.038	1'49.135	263,0	15:43'11.721								
16	34.583	32.402	22.673	18.990	1'48.648	266,2	15:45'00.369								
17	35.227	33.928	22.942	19.220	1'51.317	268,2	15:46'51.686								

Race Time 31'01.377

RET 28 G. VAN STRAALEN [1'44.823]							
Lap	Seg.1	Seg.2	Seg.3	Seg.4	Lap Time	km/h	Local Time
1		31.562	21.912	18.198	1'48.148	172,3	15:17'38.457
2	33.816	31.208	21.728	18.294	1'45.046	272,3	15:19'23.503
3	33.801	31.091	21.792	18.296	1'44.980	277,8	15:21'08.483
4	33.550	31.293	21.808	18.341	1'44.992	273,6	15:22'53.475
5	33.577	31.242	21.739	18.317	1'44.875	274,3	15:24'38.350
6	34.540	32.158	21.829	18.383	1'46.910	276,4	15:26'25.260
7	34.235	31.298	21.870	18.402	1'45.805	275,0	15:28'11.065
8	34.014	31.309	21.829	18.441	1'45.593	277,1	15:29'56.658
9	33.991	31.429	21.817	18.431	1'45.668	273,6	15:31'42.326
10	33.857	31.049	21.696	18.445	1'45.047	273,6	15:33'27.373
11	33.684	31.224	21.743	18.419	1'45.070	275,0	15:35'12.443
12	33.702	31.273	21.730	18.448	1'45.153	272,9	15:36'57.596
13	33.650	31.335	21.806	18.411	1'45.202	274,3	15:38'42.798
14	33.630	31.127	21.688	18.378	1'44.823	273,6	15:40'27.621

Race Time 24'37.312

RET 35 L. TACCINI [1'46.994]							
Lap	Seg.1	Seg.2	Seg.3	Seg.4	Lap Time	km/h	Local Time
1		32.419	22.271	18.567	1'52.459	193,8	15:17'42.768
2	34.409	32.031	22.357	18.536	1'47.333	280,7	15:19'30.101
3	34.936	31.804	22.225	18.693	1'47.658	275,0	15:21'17.759
4	34.419	31.880	22.036	18.841	1'47.176	272,9	15:23'04.935
5	34.450	31.983	22.124	18.737	1'47.294	271,6	15:24'52.229
6	34.321	31.849	22.070	18.754	1'46.994	275,0	15:26'39.223
7	34.237	32.384	22.145	18.669	1'47.435	277,8	15:28'26.658
8	34.278	31.999	22.238	18.811	1'47.326	275,7	15:30'13.984
9	34.421	32.137	22.325	18.946	1'47.829	275,0	15:32'01.813
10	34.649	32.259	22.377	19.064	1'48.349	272,9	15:33'50.162
11	34.669	32.333	22.437	19.131	1'48.570	275,0	15:35'38.732
12	34.720	32.486	22.471	19.215	1'48.892	271,6	15:37'27.624
13	34.946	34.606	23.441	44.919	2'17.912P	270,9	15:39'45.536

Race Time 23'55.227

29° 88 A. MIGNO [1'46.769]							
Lap	Seg.1	Seg.2	Seg.3	Seg.4	Lap Time	km/h	Local Time
1		32.420	22.233	18.668	1'52.809	192,5	15:17'43.118
2	34.247	32.011	22.360	18.612	1'47.230	275,0	15:19'30.348
3	34.445	31.627	24.603	18.824	1'49.499	264,9	15:21'19.847
4	34.207	31.898	21.982	18.682	1'46.769	272,9	15:23'06.616
5	35.538	32.106	22.142	18.728	1'48.514	273,6	15:24'55.130
6	34.251	31.923	22.187	18.689	1'47.050	272,3	15:26'42.180
7	36.995	32.207	24.202	18.860	1'52.264	270,2	15:28'34.444
8	38.358	32.476	26.376	41.570	2'18.780P	269,6	15:30'53.224
9	7'00.320	32.559	23.918	18.931	8'15.728P		15:39'08.952
10	34.485	35.373	22.534	18.978	1'51.370	269,6	15:41'00.322
11	34.381	32.109	22.097	18.840	1'47.427	266,9	15:42'47.749

30/09/2023 P = Pits In/Out - C = Lap Time Cancelled

These data/results cannot be reproduced, stored and/or transmitted in whole or in part by any manner of electronic, mechanical, photocopying, recording, broadcasting or otherwise now known or herein after developed without the previous express consent by the copyright owner, except for reproduction in daily press and regular printed publications on sale to the public within 60 days of the event related to those data/results and always provided that copyright symbol appears together as follows below.

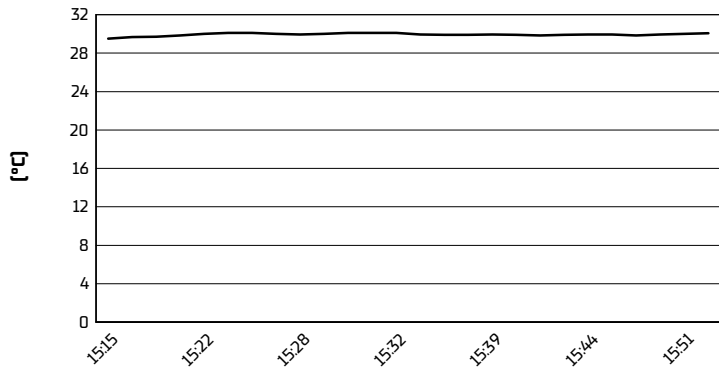
© DORNA WSBK ORGANIZATION Srl 2023

Pirelli Portuguese Round, 29 September - 1 October 2023

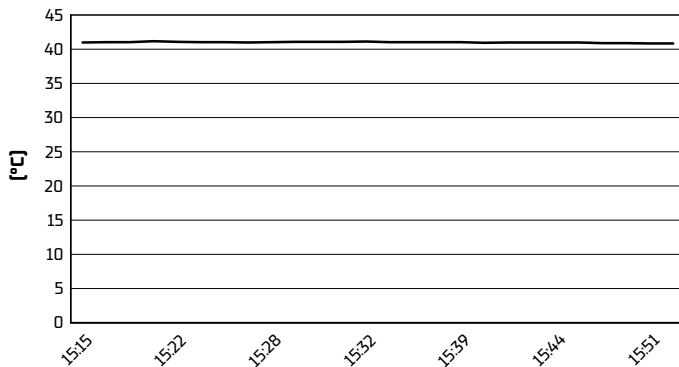
Weather Report Race 1

Session started 15:15 - Session ended 15:53

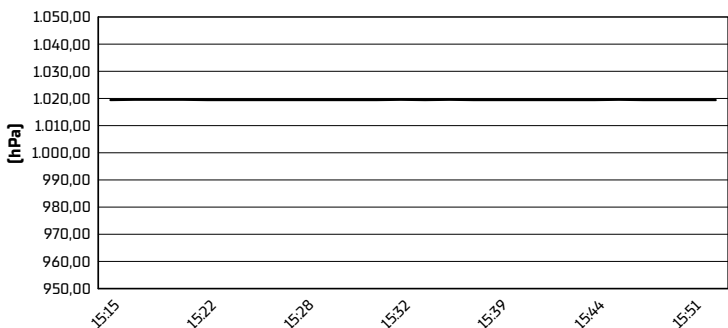
Air Temperature



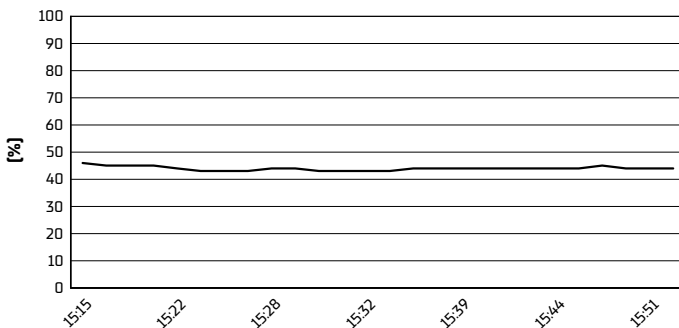
Track Temperature



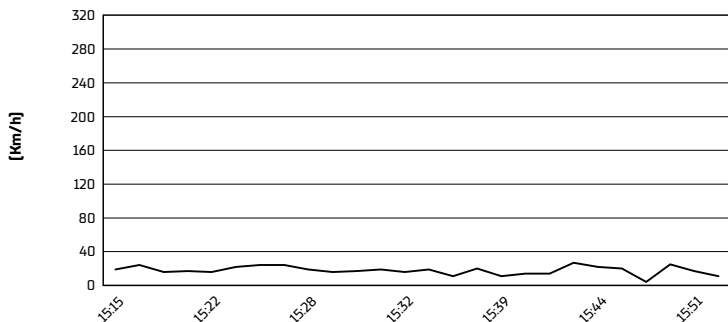
Air Pressure



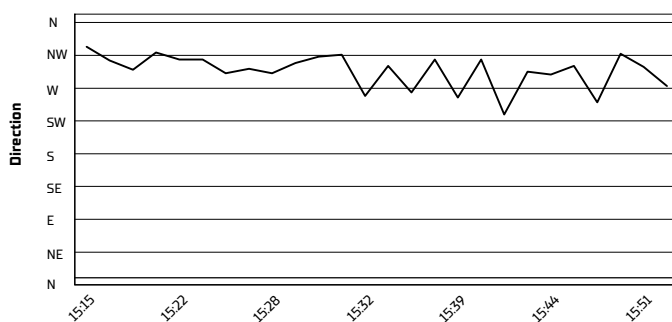
Humidity



Wind Speed



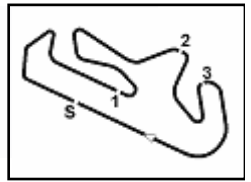
Wind Direction



30/09/2023

These data/results cannot be reproduced, stored and/or transmitted in whole or in part by any manner of electronic, mechanical, photocopying, recording, broadcasting or otherwise now known or herein after developed without the previous express consent by the copyright owner, except for reproduction in daily press and regular printed publications on sale to the public within 60 days of the event related to those data/results and always provided that copyright symbol appears together as follows below.

© DORNA WSBK ORGANIZATION Srl 2023



Portimao 4.592 m

Pirelli Portuguese Round, 29 September - 1 October 2023
Manufacturers Standings

	Points	Points From First	Points From Previous	February 26 PHILIP ISLAND	March 5 MANDALIKA	April 23 ASSEN	May 7 BARCELONA	June 4 MISANO	July 2 DONINGTON PARK	July 16 IMOLA	July 30 MOST	September 10 MAGNY-COURS	September 24 ARAGON	October 1 PORTIMAO	October 29 JEREZ				
1 DUCATI	470			25 25 1 1	20 25 1 1	25 25 1 1	25 10 1 1	25 20 1 1	25 25 1 1	16 20 1 1	25 9 1 1	25 25 1 1	25 25 1 1	25 1					
2 YAMAHA	380	90		20 20 2 2	10 20 3 2	16 20 2 2	13 16 2 2	20 25 2 2	20 11 2 2	25 25 2 2	20 10 2 2	20 20 2 2	9 20 2 2	20 2					
3 MV AGUSTA	301	169	79	9 13 6 4	13 11 5 4	20 13 4 4	20 25 3 3	13 16 3 3	8 8 3 3	20 8 3 3	16 20 3 3	9 13 3 3	20 13 3 3	13 3					
4 KAWASAKI	209	261	92	16 16 3 3	25 13 2 2	9 8 3 3	4 4 4 4	6 11 4 4	10 13 4 4	8 13 4 4	11 13 4 4	13 9 4 4	5 4	2 4					
5 TRIUMPH	149	321	60	13 7 4 5	16 10 4 4	4 11 5 5	6 8 5 5	7 6 5 5	1 4 5 5	5 5	9 7 5 5	11 11 5 5	7 4 5 5	7 5					
6 HONDA	42	428	107	11 1 5 6	2 3 6 6	6 6	6 6	6 6	6 6	6 6	25 6 6	6 6	6 6	6					
7 SUZUKI	1	469	41						1 7	7 7	7 7	7 7	7 7	7					

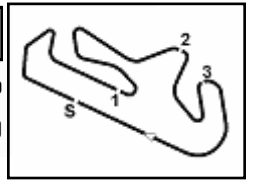
30/09/2023

First Line: Championship Standings - Second Line: Ranking Progression

These data/results cannot be reproduced, stored and/or transmitted in whole or in part by any manner of electronic, mechanical, photocopying, recording, broadcasting or otherwise now known or herein after developed without the previous express consent by the copyright owner, except for reproduction in daily press and regular printed publications on sale to the public within 60 days of the event related to those data/results and always provided that copyright symbol appears together as follows below.

© DORNA WSBK ORGANIZATION Srl 2023





Portimao 4.592 m

Pirelli Portuguese Round, 29 September - 1 October 2023
Best Lap & Speed

1 / 2

No.	Rider	Nat	Best Lap		FP1		FP2		SP		RC1	
			LL	SPD	LL	SPD	LL	SPD	LL	SPD	LL	SPD
1	11 N. BULEGA Ducati Panigale V2	ITA	1'42.769 58 285,1		1'44.373 14 285,1		1'43.883 19 277,8		1'42.769 8 279,2		1'43.846 17 280,0	
2	62 S. MANZI Yamaha YZF R6	ITA	1'43.292 57 282,1		1'44.190 20 280,7		1'44.511 12 274,3		1'43.292 8 276,4		1'43.710 17 282,1	
3	55 Y. MONTELLA Ducati Panigale V2	ITA	1'43.504 55 286,6		1'44.686 20 280,7		1'43.878 20 279,2		1'43.504 9 279,2		1'43.686 6 286,6	
4	9 J. NAVARRO Yamaha YZF R6	ESP	1'43.541 62 279,2		1'44.313 19 277,8		1'43.849 17 274,3		1'43.541 9 275,7		1'43.819 17 279,2	
5	94 V. DEBISE Yamaha YZF R6	FRA	1'43.553 65 281,4		1'44.907 21 277,8		1'44.137 18 275,7		1'43.553 9 281,4		1'44.242 17 280,7	
6	71 T. EDWARDS Yamaha YZF R6	AUS	1'43.649 60 287,4		1'45.198 19 279,2		1'45.355 15 279,2		1'43.649 9 284,4		1'44.621 17 287,4	
7	23 M. SCHROETTER MV Agusta F3 800 RR	GER	1'43.690 63 282,1		1'44.723 19 280,0		1'44.564 19 275,0		1'43.690 8 279,2		1'44.495 17 282,1	
8	28 G. VAN STRAALLEN Yamaha YZF R6	NED	1'43.726 49 277,8		1'45.274 16 273,6		1'44.690 13 277,1		1'43.726 6 277,1		1'44.823 14 277,8	
9	61 C. ONCU Kawasaki ZX-6R	TUR	1'43.735 59 282,9		1'45.467 18 277,1		1'44.777 16 275,7		1'43.735 8 282,9		1'44.915 17 282,1	
10	64 F. CARICASULO Ducati Panigale V2	ITA	1'43.860 63 285,9		1'44.464 19 280,0		1'44.557 19 281,4		1'43.860 8 282,9		1'44.583 17 285,9	
11	48 L. DALLA PORTA Yamaha YZF R6	ITA	1'43.866 58 288,1		1'44.913 16 279,2		1'44.471 16 278,5		1'43.866 9 282,1		1'45.180 17 288,1	
12	99 A. HUERTAS Kawasaki ZX-6R	ESP	1'43.928 31 280,7		1'46.333 9 273,6		1'45.187 14 275,7		1'43.928 8 280,7			
13	69 T. BOOTH-AMOS Kawasaki ZX-6R	GBR	1'44.066 56 280,7		1'45.927 13 276,4		1'44.774 17 275,7		1'44.066 9 280,0		1'44.641 17 280,7	
14	3 R. DE ROSA Ducati Panigale V2	ITA	1'44.179 59 280,0		1'44.383 17 276,4		1'44.550 17 275,0		1'44.179 8 279,2		1'44.551 17 280,0	
15	66 N. TUULI Triumph Street Triple RS 765	FIN	1'44.366 54 281,4		1'45.264 12 277,1		1'44.657 16 272,2		1'44.366 9 274,3		1'44.503 17 281,4	
16	72 Y. RUIZ Yamaha YZF R6	ESP	1'44.369 65 277,8		1'45.610 20 274,3		1'44.945 20 271,5		1'44.369 8 273,6		1'44.915 17 277,8	
17	54 B. SOFUOGLU MV Agusta F3 800 RR	TUR	1'44.467 64 282,9		1'45.346 20 282,9		1'45.217 18 277,8		1'44.531 9 282,1		1'44.467 17 282,1	
18	50 O. VOSTATEK Triumph Street Triple RS 765	CZE	1'44.758 62 284,4		1'45.894 18 283,6		1'45.295 18 279,2		1'44.758 9 284,4		1'45.095 17 284,4	
19	17 J. MCPHEE Ducati Panigale V2	GBR	1'45.048 53 285,1		1'45.900 16 283,6		1'45.619 13 281,4		1'45.106 7 282,1		1'45.048 17 285,1	
20	22 F. FULIGNI Ducati Panigale V2	ITA	1'45.154 62 281,4		1'46.091 19 277,1		1'46.015 17 279,2		1'45.154 9 277,8		1'45.664 17 281,4	
21	73 M. KOFLER Ducati Panigale V2	AUT	1'45.507 61 287,4		1'46.400 18 279,2		1'45.786 18 280,0		1'45.507 8 282,9		1'45.752 17 287,4	
22	45 T. SMITS Yamaha YZF R6	NED	1'45.603 57 281,4		1'46.708 14 276,4		1'46.299 18 273,6		1'45.603 8 275,7		1'45.854 17 281,4	
23	51 A. SARMOON Yamaha YZF R6	THA	1'45.651 64 283,6		1'46.479 21 275,7		1'46.091 18 277,1		1'45.651 8 272,9		1'45.911 17 283,6	
24	27 A. DIAZ Yamaha YZF R6	ESP	1'45.692 65 278,5		1'46.495 19 273,6		1'45.888 19 275,0		1'45.692 10 277,1		1'45.852 17 278,5	
25	95 T. MACKENZIE Honda CBR600RR	GBR	1'45.765 54 278,5		1'46.438 16 272,2		1'45.872 14 271,5		1'45.765 7 269,5		1'46.030 17 278,5	

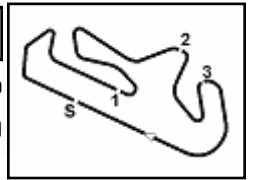
30/09/2023

These data/results cannot be reproduced, stored and/or transmitted in whole or in part by any manner of electronic, mechanical, photocopying, recording, broadcasting or otherwise now known or herein after developed without the previous express consent by the copyright owner, except for reproduction in daily press and regular printed publications on sale to the public within 60 days of the event related to those data/results and always provided that copyright symbol appears together as follows below.

© DORNA WSBK ORGANIZATION Srl 2023

FICR PERUGIA TIMING





Portimao 4.592 m

2 / 2

Pirelli Portuguese Round, 29 September - 1 October 2023
Best Lap & Speed

No.	Rider Bike	Nat	Best Lap		FP1		FP2		SP		RC1							
			LL	SPD	LL	SPD	LL	SPD	LL	SPD	LL	SPD						
26	29 N. SPINELLI Yamaha YZF R6	ITA	1'45.800 5 278,5		1'45.800 5 278,5													
27	68 L. POWER Kawasaki ZX-6R	AUS	1'45.820 60 278,5		1'47.068 19 272,9	1'47.270 15 272,9	1'45.901 9 277,8	1'45.820 17 278,5										
28	16 Y. OKAYA Kawasaki ZX-6R	JPN	1'46.200 47 280,0		1'46.877 18 273,6	1'47.159 3 274,3	1'46.200 9 277,8	1'46.211 17 280,0										
29	35 L. TACCINI Kawasaki ZX-6R	ITA	1'46.334 60 280,7		1'46.574 19 280,7	1'46.842 19 277,1	1'46.334 9 277,1	1'46.994 13 280,7										
30	26 M. NORRODIN Honda CBR600RR	MAS	1'46.453 58 281,4		1'47.650 15 272,2	1'47.314 18 271,5	1'46.539 8 281,4	1'46.453 17 277,8										
31	88 A. MIGNO Honda CBR600RR	ITA	1'46.454 45 275,0		1'46.869 15 272,9	1'46.454 17 273,6		1'46.769 13 275,0										
32	98 M. ABE Yamaha YZF R6	JPN	1'48.129 62 275,0		1'50.165 17 272,2	1'48.785 19 269,5	1'48.129 9 274,3	1'48.403 17 275,0										

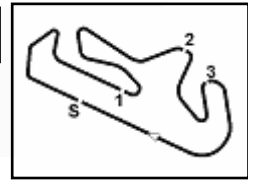
30/09/2023

These data/results cannot be reproduced, stored and/or transmitted in whole or in part by any manner of electronic, mechanical, photocopying, recording, broadcasting or otherwise now known or herein after developed without the previous express consent by the copyright owner, except for reproduction in daily press and regular printed publications on sale to the public within 60 days of the event related to those data/results and always provided that copyright symbol appears together as follows below.

© DORNA WSBK ORGANIZATION Srl 2023

FICR PERUGIA TIMING





Portimao 4.592 m

Pirelli Portuguese Round, 29 September - 1 October 2023
Pirelli Best Lap Award

	Points	Points From First	Points From Previous	February 26 PHILLIP ISLAND	March 5 MANDALIKA	April 23 ASSEN	May 7 BARCELONA	June 4 MISANO	July 2 DONINGTON PARK	July 16 IMOLA	July 30 MOST	September 10 MAGNY-COURS	September 24 ARAGON	October 1 PORTIMAO	October 29 JEREZ			
1 BULEGA Nicolo (ITA)	10			1		1 1	1		1 1		1 1		1 1					
2 MANZI Stefano (ITA)	4	6		1	1					1 1								
3 DEBISE Valentin (FRA)	2	8	2									1 1						
4 CARICASULO Federico (ITA)	2	8	0					1 1										
5 MONTELLA Yari (ITA)	1	9	1											1				
6 SOFUOGLU Bahattin (TUR)	1	9	0				1											
7 ONCU Can (TUR)	1	9	0		1													