

Pirelli Portuguese Round, 29 September - 1 October 2023
Chronological Analysis Race 1

Portimao 4.592 m

Start at 15:15:50.309

1 / 5

1° 11 N. BULEGA [1'43.846]							
Lap	Seg1	Seg2	Seg3	Seg4	Lap Time	km/h	Local Time
1		30.780	21.566	18.497	1'45.430	168,3	15:17'35.739
2	33.251	30.829	21.594	18.644	1'44.318	278,6	15:19'20.057
3	33.073	30.785	21.509	18.479	1'43.846	277,1	15:21'03.903
4	33.193	30.753	21.566	18.403	1'43.905	277,8	15:22'47.808
5	33.086	30.771	21.629	18.485	1'43.971	279,3	15:24'31.779
6	33.207	30.797	21.644	18.399	1'44.047	277,1	15:26'15.826
7	33.116	30.866	21.667	18.544	1'44.193	278,6	15:28'00.019
8	33.118	30.834	21.606	18.391	1'43.949	277,1	15:29'43.968
9	33.266	30.871	21.705	18.416	1'44.258	277,8	15:31'28.226
10	33.168	30.756	21.671	18.405	1'44.000	279,3	15:33'12.226
11	33.077	30.738	21.680	18.463	1'43.958	280,0	15:34'56.184
12	33.164	30.833	21.707	18.420	1'44.124	278,6	15:36'40.308
13	33.160	30.792	21.562	18.524	1'44.038	277,8	15:38'24.346
14	33.221	30.825	21.615	18.445	1'44.106	277,1	15:40'08.452
15	33.215	30.750	21.583	18.404	1'43.952	277,8	15:41'52.404
16	33.076	30.782	21.628	18.474	1'43.960	277,1	15:43'36.364
17	33.172	30.755	21.694	18.499	1'44.120	277,1	15:45'20.484

Race Time 29'30.175

2° 62 S. MANZI [1'43.710]							
Lap	Seg1	Seg2	Seg3	Seg4	Lap Time	km/h	Local Time
1		31.034	21.542	18.268	1'45.623	165,2	15:17'35.932
2	33.368	31.010	21.550	18.339	1'44.267	282,2	15:19'20.199
3	33.204	30.815	21.503	18.499	1'44.021	282,2	15:21'04.220
4	33.848	30.959	21.577	18.370	1'44.754	279,3	15:22'48.974
5	33.186	30.979	21.669	18.460	1'44.294	279,3	15:24'33.268
6	33.213	30.981	21.601	18.325	1'44.120	275,7	15:26'17.388
7	33.145	30.898	21.596	18.403	1'44.042	278,6	15:28'01.430
8	33.185	30.859	21.434	18.419	1'43.897	275,7	15:29'45.327
9	33.185	30.944	21.462	18.403	1'43.994	275,7	15:31'29.321
10	33.110	30.720	21.509	18.371	1'43.710	276,4	15:33'13.031
11	33.380	30.836	21.480	18.371	1'44.067	278,6	15:34'57.098
12	33.130	30.886	21.595	18.462	1'44.073	275,0	15:36'41.171
13	33.144	30.843	21.498	18.490	1'43.975	276,4	15:38'25.146
14	33.159	30.958	21.573	18.349	1'44.039	275,0	15:40'09.185
15	33.199	30.848	21.507	18.479	1'44.033	275,0	15:41'53.218
16	33.208	31.036	21.735	18.478	1'44.457	275,0	15:43'37.675
17	33.767	31.238	21.772	18.669	1'45.446	274,3	15:45'23.121

Race Time 29'32.812

3° 9 J. NAVARRO [1'43.819]							
Lap	Seg1	Seg2	Seg3	Seg4	Lap Time	km/h	Local Time
1		31.283	21.595	18.409	1'47.043	166,2	15:17'37.352
2	33.221	30.933	21.375	18.293	1'43.822	278,6	15:19'21.174
3	33.518	31.120	21.554	18.216	1'44.408	278,6	15:21'05.582
4	33.213	30.980	21.449	18.260	1'43.902	275,7	15:22'49.484
5	33.183	30.963	21.506	18.387	1'44.039	277,8	15:24'33.523
6	33.246	30.816	21.829	18.260	1'44.151	276,4	15:26'17.674
7	33.229	30.949	21.572	18.284	1'44.034	277,1	15:28'01.708
8	33.184	30.892	21.565	18.304	1'43.945	278,6	15:29'45.653
9	33.124	30.923	21.486	18.286	1'43.819	279,3	15:31'29.472
10	33.253	30.974	21.503	18.377	1'44.107	275,0	15:33'13.579
11	33.224	30.934	21.450	18.309	1'43.917	277,8	15:34'57.496
12	33.357	31.022	21.570	18.470	1'44.419	277,1	15:36'41.915
13	33.490	31.328	21.567	18.507	1'44.892	275,0	15:38'26.807
14	33.562	31.169	21.592	18.538	1'44.861	272,3	15:40'11.668
15	33.418	31.299	21.586	18.568	1'44.871	272,9	15:41'56.539
16	33.581	31.400	21.637	18.532	1'45.150	270,9	15:43'41.689
17	33.798	31.205	21.792	18.521	1'45.316	270,9	15:45'27.005

Race Time 29'36.696

4° 23 M. SCHROETTER [1'44.495]							
Lap	Seg1	Seg2	Seg3	Seg4	Lap Time	km/h	Local Time
1							
2	33.970						
3	33.612						

1		31.179	21.840	18.358	1'47.382	172,8	15:17'37.691
2	33.736	31.150	21.606	18.308	1'44.800	282,2	15:19'22.491
3	33.694	31.036	21.673	18.444	1'44.847	277,8	15:21'07.338
4	33.931	31.028	21.443	18.281	1'44.683	280,0	15:22'52.021
5	33.472	31.103	21.615	18.359	1'44.549	275,7	15:24'36.570
6	33.662	31.144	21.860	18.465	1'45.131	275,0	15:26'21.701
7	33.561	31.152	21.639	18.388	1'44.740	275,7	15:28'06.441
8	33.590	31.096	21.678	18.385	1'44.749	275,7	15:29'51.190
9	33.599	31.017	21.697	18.383	1'44.696	275,7	15:31'35.886
10	33.429	30.990	21.709	18.367	1'44.495	277,1	15:33'20.381
11	33.565	30.956	21.636	18.450	1'44.607	277,1	15:35'04.988
12	33.715	31.113	21.752	18.412	1'44.992	273,6	15:36'49.980
13	33.454	31.156	21.612	18.514	1'44.736	277,8	15:38'34.716
14	33.838	31.053	21.546	18.494	1'44.931	270,9	15:40'19.647
15	33.657	31.113	21.648	18.496	1'44.914	270,9	15:42'04.561
16	33.649	31.095	21.711	18.604	1'45.059	272,3	15:43'49.620
17	33.707	31.056	21.688	18.503	1'44.954	271,6	15:45'34.574

Race Time 29'44.265

5° 94 V. DEBISE [1'44.242]							
Lap	Seg1	Seg2	Seg3	Seg4	Lap Time	km/h	Local Time
1		31.119	21.490	18.246	1'46.257	169,0	15:17'36.566
2	33.566	30.976	21.509	18.296	1'44.347	280,7	15:19'20.913
3	33.629	31.080	21.527	18.360	1'44.596	276,4	15:21'05.509
4	33.552	30.931	21.452	18.307	1'44.242	275,0	15:22'49.751
5	33.343	31.032	21.656	18.318	1'44.349	279,3	15:24'34.100
6	33.546	30.985	21.791	18.284	1'44.606	277,8	15:26'18.706
7	33.475	31.207	21.700	18.492	1'44.874	277,1	15:28'03.580
8	33.703	31.246	21.928	18.513	1'45.390	270,9	15:29'48.970
9	33.695	31.309	21.725	18.565	1'45.294	271,6	15:31'34.264
10	33.618	31.205	21.711	18.481	1'45.015	271,6	15:33'19.279
11	33.761	31.348	21.640	18.520	1'45.269	272,3	15:35'04.548
12	33.873	31.207	21.639	18.603	1'45.322	270,9	15:36'49.870
13	33.977	31.016	21.632	18.479	1'45.104	266,9	15:38'34.974
14	33.761	31.117	21.781	18.533	1'45.192	272,3	15:40'20.166
15	33.559	31.115	21.697	18.517	1'44.888	270,9	15:42'05.054
16	33.533	31.190	21.680	18.446	1'44.849	272,3	15:43'49.903
17	33.615	31.149	21.600	18.467	1'44.831	274,3	15:45'34.734

Race Time 29'44.425

6° 64 F. CARICASULO [1'44.583]							
Lap	Seg1	Seg2	Seg3	Seg4	Lap Time	km/h	Local Time
1		31.183	22.018	18.465	1'47.327	178,8	15:17'37.636
2	33.566	31.179	21.617	18.421	1'44.783	285,9	15:19'22.419
3	33.604	31.032	21.679	18.517	1'44.832	277,8	15:21'07.251
4	34.200	31.161	21.649	18.440	1'45.450	280,7	15:22'52.701
5	33.411	31.001	21.812	18.509	1'44.733	281,5	15:24'37.434
6	33.486	31.080	21.751	18.438	1'44.755	280,0	15:26'22.189
7	33.405	31.104	21.817	18.431	1'44.757	282,2	15:28'06.946
8	33.325	31.094	21.775	18.909	1'45.103	282,9	15:29'52.049
9	33.401	30.946	21.750	18.486	1'44.583	278,6	15:31'36.632
10	33.305	31.111	21.732	18.534	1'44.682	282,2	15:33'21.314
11	33.404	31.097	21.730	18.542	1'44.773	282,9	15:35'06.087
12	33.451	30.982	21.738	18.533	1'44.704	279,3	15:36'50.791
13	33.450	30.970	21.738	18.554	1'44.712	279,3	15:38'35.503
14	33.611	31.077	21.752	18.694	1'45.134	278,6	15:40'20.637
15	33.445	31.128	21.787	18.478	1'44.838	278,6	15:42'05.475
16	33.526	31.119	21.986	18.587	1'45.218	280,7	15:43'50.693
17	33.469	31.078	21.897	18.757	1'45.201	279,3	15:45'35.894

Race Time 29'45.585

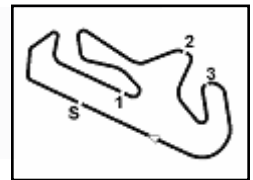
7° 54 B. SOFUOGLU [1'44.467]							
Lap	Seg1	Seg2	Seg3	Seg4	Lap Time	km/h	Local Time
1		31.998	21.870	18.183	1'49.342	185,9	15:17'39.651
2	33.970	31.537	21.750	18.322	1'45.579	280,7	15:19'25.230
3	33.612	31.023	21.817	18.253	1'44.705	282,2	15:21'09.935

30/09/2023

P = Pits In/Dut - C = Lap Time Cancelled

These data/results cannot be reproduced, stored and/or transmitted in whole or in part by any manner of electronic, mechanical, photocopying, recording, broadcasting or otherwise now known or herein after developed without the previous express consent by the copyright owner, except for reproduction in daily press and regular printed publications on sale to the public within 60 days of the event related to those data/results and always provided that copyright symbol appears together as follows below.

© DORNA W



Pirelli Portuguese Round, 29 September - 1 October 2023
Chronological Analysis Race 1

Portimao 4.592 m

Start at 15:15:50.309

2 / 5

4	33.599	31.530	21.770	18.300	1'45.199	275,7	15:22'55.134	7	34.008	31.325	21.971	18.369	1'45.673	281,5	15:28'11.920
5	33.751	31.206	21.642	18.323	1'44.922	281,5	15:24'40.056	8	34.875	31.200	21.835	18.429	1'46.339	280,0	15:29'58.259
6	33.495	31.626	21.893	18.157	1'45.171	282,2	15:26'25.227	9	33.793	31.332	21.926	18.374	1'45.425	280,7	15:31'43.684
7	33.596	31.034	21.704	18.294	1'44.628	282,2	15:28'09.855	10	33.876	31.201	21.993	18.531	1'45.601	285,2	15:33'29.285
8	33.445	31.129	21.733	18.271	1'44.578	282,2	15:29'54.433	11	33.627	31.270	21.834	18.469	1'45.200	278,6	15:35'14.485
9	33.507	30.935	21.730	18.295	1'44.467	278,6	15:31'38.900	12	33.908	31.384	21.869	18.523	1'45.684	275,7	15:37'00.169
10	33.405	31.017	21.772	18.386	1'44.580	281,5	15:33'23.480	13	33.889	31.490	21.999	18.624	1'46.002	280,7	15:38'46.171
11	33.524	31.096	21.778	18.367	1'44.765	280,0	15:35'08.245	14	33.951	31.501	21.981	18.602	1'46.035	272,3	15:40'32.206
12	33.588	31.094	21.763	18.595	1'45.040	277,8	15:36'53.285	15	33.864	31.340	22.040	18.532	1'45.776	273,6	15:42'17.982
13	33.807	31.282	21.815	18.570	1'45.474	276,4	15:38'38.759	16	33.820	31.312	21.969	18.540	1'45.641	275,0	15:44'03.623
14	33.768	31.360	21.862	18.640	1'45.630	275,0	15:40'24.389	17	33.773	31.320	22.002	18.631	1'45.726	275,0	15:45'49.349
15	33.949	31.192	21.853	18.553	1'45.547	274,3	15:42'09.936								
16	33.781	31.281	21.715	18.540	1'45.317	275,0	15:43'55.253								
17	33.773	31.700	22.016	18.691	1'46.180	276,4	15:45'41.433								

Race Time 29'59.040

11° 71 T. EDWARDS (1'44.621)

Lap	Seg1	Seg2	Seg3	Seg4	Lap Time	km/h	Local Time
1		31.345	21.798	18.294	1'47.599	169,0	15:17'37.908
2	35.637	31.430	22.220	18.412	1'47.699	287,4	15:19'25.607
3	33.539	31.175	21.737	18.170	1'44.621	280,0	15:21'10.228
4	33.883	31.259	21.999	18.254	1'45.395	283,7	15:22'55.623
5	33.762	31.233	21.963	18.220	1'45.178	281,5	15:24'40.801
6	33.787	31.367	21.774	18.283	1'45.211	272,3	15:26'26.012
7	34.331	31.449	21.931	18.256	1'45.967	272,3	15:28'11.979
8	33.910	31.191	21.829	18.406	1'45.336	279,3	15:29'57.315
9	33.719	31.236	21.965	18.439	1'45.359	275,7	15:31'42.674
10	33.937	31.274	22.092	18.421	1'45.724	272,9	15:33'28.398
11	33.840	31.347	21.879	18.418	1'45.484	272,9	15:35'13.882
12	34.002	31.367	22.166	18.537	1'46.072	272,3	15:36'59.954
13	34.279	31.562	21.954	18.485	1'46.280	274,3	15:38'46.234
14	33.965	31.933	21.845	18.345	1'46.088	275,7	15:40'32.322
15	34.033	31.434	22.072	18.286	1'45.825	272,3	15:42'18.147
16	33.936	31.422	22.005	18.225	1'45.588	270,9	15:44'03.735
17	33.784	31.361	22.000	18.548	1'45.693	274,3	15:45'49.428

Race Time 29'59.119

12° 50 O. VOSTATEK (1'45.095)

Lap	Seg1	Seg2	Seg3	Seg4	Lap Time	km/h	Local Time
1		31.873	21.900	18.319	1'49.630	185,5	15:17'39.939
2	33.881	31.470	22.061	18.419	1'45.831	284,4	15:19'25.770
3	33.737	31.161	21.734	18.477	1'45.109	277,8	15:21'10.879
4	33.802	31.148	21.790	18.355	1'45.095	282,9	15:22'55.974
5	33.804	31.213	21.738	18.408	1'45.163	283,7	15:24'41.137
6	33.865	31.289	21.807	18.415	1'45.376	277,1	15:26'26.513
7	34.007	31.471	21.915	18.455	1'45.848	282,9	15:28'12.361
8	33.861	31.197	21.714	18.404	1'45.176	280,7	15:29'57.537
9	34.063	31.659	21.810	18.385	1'45.917	265,6	15:31'43.454
10	34.591	31.407	21.836	18.562	1'46.396	279,3	15:33'29.850
11	33.687	31.225	21.687	18.502	1'45.101	280,0	15:35'14.951
12	33.763	31.287	21.792	18.418	1'45.260	277,8	15:37'00.211
13	34.155	31.602	21.940	18.530	1'46.227	270,9	15:38'46.438
14	34.000	31.505	21.812	18.543	1'45.860	275,0	15:40'32.298
15	33.910	31.383	22.055	18.398	1'45.746	277,1	15:42'18.044
16	33.923	31.401	21.872	18.433	1'45.629	273,6	15:44'03.673
17	34.031	31.367	21.959	18.535	1'45.892	260,5	15:45'49.565

Race Time 29'59.256

13° 17 J. MCPHEE (1'45.048)

Lap	Seg1	Seg2	Seg3	Seg4	Lap Time	km/h	Local Time
1		31.981	21.963	18.480	1'50.027	190,4	15:17'40.336
2	33.907	31.411	21.936	18.529	1'45.783	282,2	15:19'26.119
3	33.978	31.112	21.867	18.518	1'45.475	272,3	15:21'11.594
4	33.670	31.095	21.788	18.495	1'45.048	282,9	15:22'56.642
5	33.642	31.342	22.065	18.523	1'45.572	282,9	15:24'42.214
6	33.707	31.369	21.874	18.617	1'45.567	284,4	15:26'27.781
7	33.651	31.319	21.912	18.548	1'45.430	282,9	15:28'13.211
8	33.857	31.343	21.871	18.550	1'45.621	281,5	15:29'58.832
9	33.668	31.414	21.971	18.546	1'45.599	283,7	15:31'44.431

Race Time 29'55.858

10° 48 L. DALLA PORTA (1'45.180)

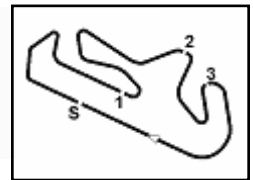
Lap	Seg1	Seg2	Seg3	Seg4	Lap Time	km/h	Local Time
1		31.730	22.317	18.278	1'49.059	176,2	15:17'39.368
2	33.738	31.166	21.975	18.301	1'45.180	288,2	15:19'24.548
3	33.724	31.073	22.118	18.321	1'45.236	282,2	15:21'09.784
4	33.548	31.476	21.836	18.356	1'45.216	285,2	15:22'55.000
5	34.009	31.243	22.040	18.401	1'45.693	278,6	15:24'40.693
6	33.825	31.535	21.862	18.332	1'45.554	283,7	15:26'26.247

30/09/2023 P = Pits In/Out - C = Lap Time Cancelled

These data/results cannot be reproduced, stored and/or transmitted in whole or in part by any manner of electronic, mechanical, photocopying, recording, broadcasting or otherwise now known or herein after developed without the previous express consent by the copyright owner, except for reproduction in daily press and regular printed publications on sale to the public within 60 days of the event related to those data/results and always provided that copyright symbol appears together as follows below.

© DORNA WSBK ORGANIZATION Srl 2023





Portimao 4.592 m

Pirelli Portuguese Round, 29 September - 1 October 2023
Chronological Analysis Race 1

Start at 15:15:50.309

3 / 5

10	34.216	31.325	22.026	18.444	1'46.011	282,9	15:33'30.442	13	33.754	31.354	21.955	18.703	1'45.766	268,9	15:38'59.844
11	33.573	31.316	21.906	18.581	1'45.376	285,2	15:35'15.818	14	34.025	31.114	21.875	18.608	1'45.622	268,2	15:40'45.466
12	33.689	31.429	21.958	18.733	1'45.809	280,7	15:37'01.627	15	33.795	31.170	21.698	18.558	1'45.221	272,9	15:42'30.687
13	33.927	31.335	22.082	18.651	1'45.995	281,5	15:38'47.622	16	33.613	31.248	21.922	18.776	1'45.559	273,6	15:44'16.246
14	33.890	31.385	22.048	18.642	1'45.965	277,1	15:40'33.587	17	33.788	31.405	22.107	18.987	1'46.287	270,9	15:46'02.533
15	33.824	31.436	22.028	18.675	1'45.963	279,3	15:42'19.550								
16	33.645	32.122	22.198	18.858	1'46.823	279,3	15:44'06.373								
17	34.167	31.727	22.247	18.830	1'46.971	275,7	15:45'53.344								

Race Time 30'12.224

Race Time 30'03.035

14° 61 C. ONCU [1'44.915]

Lap	Seg1	Seg2	Seg3	Seg4	Lap Time	km/h	Local Time
1		31.164	21.812	18.283	1'47.774	171,7	15:17'38.083
2	33.765	31.158	21.646	18.438	1'45.007	280,7	15:19'23.090
3	33.736	31.294	21.678	18.472	1'45.180	280,0	15:21'08.270
4	33.483	31.308	21.718	18.406	1'44.915	280,0	15:22'53.185
5	33.572	31.265	21.738	18.551	1'45.126	281,5	15:24'38.311
6	34.247	32.254	21.876	18.555	1'46.932	277,1	15:26'25.243
7	34.532	31.527	21.960	18.428	1'46.447	269,6	15:28'11.690
8	33.691	31.368	21.848	18.710	1'45.617	282,2	15:29'57.307
9	34.102	31.551	21.863	18.573	1'46.089	269,6	15:31'43.396
10	34.503	31.356	22.399	18.731	1'46.989	277,8	15:33'30.385
11	34.248	31.644	22.116	18.844	1'46.852	278,6	15:35'17.237
12	33.907	31.730	22.031	18.851	1'46.519	276,4	15:37'03.756
13	34.074	31.818	22.122	18.896	1'46.910	276,4	15:38'50.666
14	34.365	31.959	22.153	18.908	1'47.385	273,6	15:40'38.051
15	34.112	31.942	22.095	18.725	1'46.874	272,9	15:42'24.925
16	33.867	31.697	22.224	18.782	1'46.570	273,6	15:44'11.495
17	33.769	31.871	22.044	18.870	1'46.554	274,3	15:45'58.049

Race Time 30'07.740

15° 69 T. BOOTH-AMDS [1'44.641]

Lap	Seg1	Seg2	Seg3	Seg4	Lap Time	km/h	Local Time
1		31.614	21.704	18.309	1'48.856	177,3	15:17'39.165
2	34.086	31.221	21.626	18.181	1'45.114	279,3	15:19'24.279
3	33.833	31.016	21.661	18.131	1'44.641	280,0	15:21'08.920
4	33.569	31.259	21.889	18.216	1'44.933	280,7	15:22'53.853
5	33.562	31.404	21.657	18.249	1'44.872	278,6	15:24'38.725
6	33.811	31.366	21.617	18.357	1'45.151	278,6	15:26'23.876
7	33.691	31.219	21.780	18.388	1'45.078	271,6	15:28'08.954
8	33.599	31.182	21.785	18.409	1'44.975	275,7	15:29'53.929
9	33.610	31.157	21.693	18.426	1'44.886	270,9	15:31'38.815
10	52.402	31.374	21.809	18.254	2'03.839	274,3	15:33'42.654
11	34.462	31.244	22.249	18.307	1'46.262	280,0	15:35'28.916
12	33.996	31.548	21.858	18.309	1'45.711	278,6	15:37'14.627
13	33.625	31.287	22.007	18.340	1'45.259	279,3	15:38'59.886
14	33.643	31.258	21.791	18.556	1'45.248	268,2	15:40'45.134
15	33.859	31.216	21.703	18.395	1'45.173	268,2	15:42'30.307
16	33.693	31.232	21.774	18.412	1'45.111	269,6	15:44'15.418
17	33.699	31.282	21.755	18.542	1'45.278	270,2	15:46'00.696

Race Time 30'10.387

16° 72 Y. RUIZ [1'44.915]

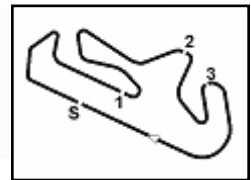
Lap	Seg1	Seg2	Seg3	Seg4	Lap Time	km/h	Local Time
1		31.431	21.775	18.313	1'48.632	178,8	15:17'38.941
2	33.710	31.306	21.626	18.400	1'45.042	275,0	15:19'23.983
3	33.822	31.037	21.681	18.375	1'44.915	277,8	15:21'08.898
4	33.839	44.919	22.057	18.684	1'59.499	275,0	15:23'08.397
5	33.797	31.408	21.715	18.631	1'45.551	274,3	15:24'53.948
6	33.600	31.371	21.729	18.508	1'45.208	274,3	15:26'39.156
7	34.150	31.171	21.702	18.545	1'45.568	273,6	15:28'24.724
8	33.685	31.576	22.141	18.524	1'45.926	275,7	15:30'10.650
9	33.648	31.011	21.934	18.503	1'45.096	273,6	15:31'55.746
10	33.993	31.257	22.167	18.505	1'45.922	275,7	15:33'41.668
11	33.974	31.633	21.932	18.750	1'46.289	276,4	15:35'27.957
12	34.010	31.437	21.934	18.740	1'46.121	270,2	15:37'14.078

30/09/2023 P = Pits In/Out - C = Lap Time Cancelled

These data/results cannot be reproduced, stored and/or transmitted in whole or in part by any manner of electronic, mechanical, photocopying, recording, broadcasting or otherwise now known or herein after developed without the previous express consent by the copyright owner, except for reproduction in daily press and regular printed publications on sale to the public within 60 days of the event related to those data/results and always provided that copyright symbol appears together as follows below.

© DORNA WSBK ORGANIZATION Srl 2023





Portimao 4.592 m

Pirelli Portuguese Round, 29 September - 1 October 2023
Chronological Analysis Race 1

4 / 5

Start at 15:15:50.309

16	33.872	31.622	22.089	18.656	1'46.239	279,3	15:44'20.647
17	34.170	32.005	22.324	18.546	1'47.045	277,1	15:46'07.692

Race Time 30'17.383

20° 45 T. SMITS [1'45.854]							
Lap	Seg1	Seg2	Seg3	Seg4	Lap Time	km/h	Local Time
1		31.942	22.130	18.624	1'50.852	186,5	15:17'41.161
2	34.316	31.528	22.072	18.670	1'46.586	281,5	15:19'27.747
3	34.805	32.034	21.986	18.582	1'47.407	273,6	15:21'15.154
4	34.252	31.766	22.766	18.527	1'47.311	277,8	15:23'02.465
5	34.449	31.664	22.203	18.521	1'46.837	277,1	15:24'49.302
6	34.251	31.671	22.256	18.569	1'46.747	275,7	15:26'36.049
7	34.297	31.572	22.424	18.789	1'47.082	280,0	15:28'23.131
8	34.415	31.495	21.813	18.563	1'46.286	268,2	15:30'09.417
9	34.093	31.367	22.041	18.589	1'46.090	277,8	15:31'55.507
10	34.500	31.425	21.984	18.609	1'46.518	278,6	15:33'42.025
11	34.134	31.780	22.059	18.538	1'46.511	280,7	15:35'28.536
12	33.901	31.329	21.966	18.658	1'45.854	273,6	15:37'14.390
13	34.237	31.417	22.011	18.613	1'46.278	271,6	15:39'00.668
14	34.164	31.347	22.346	18.640	1'46.497	270,2	15:40'47.165
15	34.235	32.112	21.956	18.720	1'47.023	271,6	15:42'34.188
16	34.471	31.611	21.918	18.669	1'46.669	268,2	15:44'20.857
17	34.190	31.941	22.317	18.550	1'46.998	273,6	15:46'07.855

Race Time 30'17.546

21° 22 F. FULIGNI [1'45.664]							
Lap	Seg1	Seg2	Seg3	Seg4	Lap Time	km/h	Local Time
1		32.243	22.096	18.635	1'51.484	182,4	15:17'41.793
2	34.790	31.544	21.905	18.515	1'46.754	278,6	15:19'28.547
3	34.319	31.935	22.004	18.518	1'46.776	279,3	15:21'15.323
4	34.165	31.904	22.063	18.407	1'46.539	272,3	15:23'01.862
5	34.637	31.507	22.144	18.601	1'46.889	270,9	15:24'48.751
6	34.562	31.768	22.240	18.597	1'47.167	275,7	15:26'35.918
7	34.621	31.773	22.206	18.670	1'47.270	270,2	15:28'23.188
8	34.223	31.347	21.921	18.486	1'45.977	275,0	15:30'09.165
9	33.988	31.513	21.998	18.521	1'46.020	281,5	15:31'55.185
10	34.008	31.492	22.312	18.799	1'46.611	277,8	15:33'41.796
11	34.592	31.760	22.289	18.485	1'47.126	277,1	15:35'28.922
12	34.478	32.504	22.268	18.626	1'47.876	277,1	15:37'16.798
13	33.852	31.233	22.052	18.527	1'45.664	278,6	15:39'02.462
14	34.359	31.371	22.002	18.638	1'46.370	279,3	15:40'48.832
15	33.987	31.560	22.202	19.078	1'46.827	277,1	15:42'35.659
16	33.946	31.457	22.187	18.570	1'46.160	274,3	15:44'21.819
17	33.841	31.616	22.150	18.634	1'46.241	278,6	15:46'08.060

Race Time 30'17.751

22° 95 T. MACKENZIE [1'46.030]							
Lap	Seg1	Seg2	Seg3	Seg4	Lap Time	km/h	Local Time
1		32.220	22.101	18.505	1'50.919	189,1	15:17'41.228
2	34.512	31.671	22.239	18.466	1'46.888	270,9	15:19'28.116
3	34.600	31.631	22.057	18.589	1'46.877	278,6	15:21'14.993
4	34.130	31.857	22.100	18.555	1'46.642	275,7	15:23'01.635
5	34.396	31.550	22.117	18.580	1'46.643	276,4	15:24'48.278
6	34.590	31.591	21.983	18.686	1'46.850	272,3	15:26'35.128
7	33.955	32.075	22.014	18.687	1'46.731	269,6	15:28'21.859
8	34.027	31.669	22.001	18.669	1'46.366	269,6	15:30'08.225
9	33.963	31.557	22.029	18.734	1'46.283	270,2	15:31'54.550
10	34.160	31.687	22.513	18.474	1'46.834	268,2	15:33'41.342
11	34.609	31.741	22.048	18.646	1'47.044	275,7	15:35'28.386
12	34.507	32.021	22.138	18.578	1'47.244	270,9	15:37'15.630
13	34.370	31.541	21.961	18.538	1'46.410	270,9	15:39'02.040
14	34.048	31.483	21.952	18.547	1'46.030	271,6	15:40'48.070
15	34.065	31.598	22.364	18.439	1'46.466	274,3	15:42'34.536
16	34.414	31.992	22.172	18.636	1'47.214	274,3	15:44'21.750
17	34.232	31.623	22.184	18.458	1'46.497	270,2	15:46'08.247

Race Time 30'17.938

23° 27 A. DIAZ [1'45.852]								
Lap	Seg1	Seg2	Seg3	Seg4	Lap Time	km/h	Local Time	
1			32.171	22.075	18.430	1'51.031	186,8	15:17'41.340
2	34.346		33.013	22.356	18.596	1'48.311	277,1	15:19'29.651
3	33.903		31.506	21.959	18.484	1'45.852	272,9	15:21'15.503
4	34.297		31.789	22.162	18.433	1'46.681	278,6	15:23'02.184
5	34.502		31.691	22.242	18.479	1'46.914	269,6	15:24'49.098
6	34.178		31.566	22.288	18.717	1'46.749	275,0	15:26'35.847
7	34.477		31.821	22.892	18.460	1'47.650	272,9	15:28'23.497
8	34.549		31.904	22.365	18.414	1'47.232	271,6	15:30'10.729
9	34.015		31.853	22.148	18.573	1'46.589	276,4	15:31'57.318
10	34.332		31.856	22.960	18.537	1'46.685	274,3	15:33'44.003
11	34.673		31.483	22.039	18.603	1'46.798	277,8	15:35'30.801
12	34.036		31.626	22.101	18.595	1'46.358	274,3	15:37'17.159
13	34.101		31.582	21.908	18.566	1'46.157	275,0	15:39'03.316
14	34.111		31.568	21.996	18.624	1'46.299	273,6	15:40'49.615
15	33.969		31.609	21.941	18.581	1'46.100	276,4	15:42'35.715
16	34.177		31.621	22.018	18.467	1'46.283	275,7	15:44'21.998
17	34.157		31.782	21.994	18.613	1'46.546	274,3	15:46'08.544

Race Time 30'18.235

24° 26 M. NORRODIN [1'46.453]								
Lap	Seg1	Seg2	Seg3	Seg4	Lap Time	km/h	Local Time	
1			33.473	22.093	18.581	1'52.950	191,8	15:17'43.259
2	34.389		31.982	22.296	18.469	1'47.136	270,2	15:19'30.395
3	34.782		31.801	22.217	18.528	1'47.328	257,4	15:21'17.723
4	34.157		31.871	22.009	18.579	1'46.616	277,8	15:23'04.339
5	34.421		31.881	22.237	18.490	1'47.029	276,4	15:24'51.368
6	34.485		31.714	22.160	18.600	1'46.959	270,9	15:26'38.327
7	34.790		32.256	22.227	18.573	1'47.846	273,6	15:28'26.173
8	34.269		31.560	22.135	18.489	1'46.453	276,4	15:30'12.626
9	34.507		31.601	22.256	18.673	1'47.037	272,3	15:31'59.663
10	34.507		31.526	22.076	18.658	1'46.767	273,6	15:33'46.430
11	34.283		31.772	22.240	18.585	1'46.880	270,2	15:35'33.310
12	34.234		32.204	22.105	18.552	1'47.095	274,3	15:37'20.405
13	34.257		31.775	22.186	18.716	1'46.934	270,2	15:39'07.339
14	34.319		31.912	22.385	18.775	1'47.391	269,6	15:40'54.730
15	34.513		32.001	22.377	18.750	1'47.641	269,6	15:42'42.371
16	34.438		31.930	22.182	18.967	1'47.517	268,9	15:44'29.888
17	34.594		32.023	22.331	18.861	1'47.809	268,2	15:46'17.697

Race Time 30'27.388

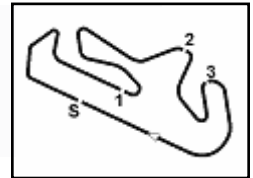
25° 16 Y. OKAYA [1'46.211]								
Lap	Seg1	Seg2	Seg3	Seg4	Lap Time	km/h	Local Time	
1			32.627	22.300	18.323	1'52.025	194,5	15:17'42.334
2	34.551		32.156	22.387	18.436	1'47.530	270,9	15:19'29.864
3	34.590		31.829	22.265	18.459	1'47.143	277,8	15:21'17.007
4	34.132		32.079	22.200	18.489	1'46.900	277,8	15:23'03.907
5	34.169		32.095	22.391	18.505	1'47.160	277,1	15:24'51.067
6	33.958		31.811	22.051	18.391	1'46.211	275,7	15:26'37.278
7	33.913		31.753	22.292	18.322	1'46.280	278,6	15:28'23.558
8	34.295		31.921	22.183	18.318	1'46.717	272,9	15:30'10.275
9	34.316		31.837	22.448	18.512	1'47.113	275,7	15:31'57.388
10	34.279		32.091	22.383	18.339	1'47.092	277,8	15:33'44.480
11	34.627		32.103	22.379	18.560	1'47.669	280,0	15:35'32.149
12	34.432		32.598	22.527	18.670	1'48.227	275,0	15:37'20.376
13	34.583		32.030	22.551	18.586	1'47.750	270,9	15:39'08.126
14	34.360		32.233	22.551	18.595	1'47.739	271,6	15:40'55.865
15	34.263		32.301	22.382	18.515	1'47.461	272,3	15:42'43.326
16	34.075		32.176	22.414	18.702	1'47.367	273,6	15:44'30.693
17	34.066		31.948	22.387	18.613	1'47.014	273,6	15:46'17.707

Race Time 30'27.398

26° 98 M. ABE [1'48.403]								
Lap	Seg1	Seg2	Seg3	Seg4	Lap Time	km/h	Local Time	
1			33.149	22.308	18.920	1'53.947	192,1	15:17'44.256

30/09/2023 P = Pits In/Out - C = Lap Time Cancelled

These data/results



Portimao 4.592 m

Pirelli Portuguese Round, 29 September - 1 October 2023
Chronological Analysis Race 1

Start at 15:15:50.309

5 / 5

Lap	Seg.1	Seg.2	Seg.3	Seg.4	Lap Time	km/h	Local Time
2	34.784	32.355	22.222	19.042	1'48.403	275,0	15:19'32.659
3	35.147	32.485	22.580	19.179	1'49.391	268,9	15:21'22.050
4	34.843	32.316	22.335	18.978	1'48.472	270,9	15:23'10.522
5	34.989	32.582	22.419	19.077	1'49.067	272,3	15:24'59.589
6	34.859	32.525	22.501	19.184	1'49.069	268,2	15:26'48.658
7	35.068	32.630	22.538	19.218	1'49.454	268,9	15:28'38.112
8	34.873	32.735	22.582	19.069	1'49.259	268,9	15:30'27.371
9	34.924	32.352	22.615	19.046	1'48.937	269,6	15:32'16.308
10	34.964	32.764	22.668	19.104	1'49.500	270,2	15:34'05.808
11	34.998	32.667	22.756	19.109	1'49.530	268,9	15:35'55.338
12	34.906	32.708	22.606	19.054	1'49.274	268,2	15:37'44.612
13	34.849	32.648	22.483	19.032	1'49.012	266,9	15:39'33.624
14	34.824	32.290	22.680	19.168	1'48.962	264,3	15:41'22.586
15	34.915	32.488	22.694	19.038	1'49.135	263,0	15:43'11.721
16	34.583	32.402	22.673	18.990	1'48.648	266,2	15:45'00.369
17	35.227	33.928	22.942	19.220	1'51.317	268,2	15:46'51.686

Race Time 31'01.377

RET 28 G. VAN STRAALEN [1'44.823]							
Lap	Seg.1	Seg.2	Seg.3	Seg.4	Lap Time	km/h	Local Time
1		31.562	21.912	18.198	1'48.148	172,3	15:17'38.457
2	33.816	31.208	21.728	18.294	1'45.046	272,3	15:19'23.503
3	33.801	31.091	21.792	18.296	1'44.980	277,8	15:21'08.483
4	33.550	31.293	21.808	18.341	1'44.992	273,6	15:22'53.475
5	33.577	31.242	21.739	18.317	1'44.875	274,3	15:24'38.350
6	34.540	32.158	21.829	18.383	1'46.910	276,4	15:26'25.260
7	34.235	31.298	21.870	18.402	1'45.805	275,0	15:28'11.065
8	34.014	31.309	21.829	18.441	1'45.593	277,1	15:29'56.658
9	33.991	31.429	21.817	18.431	1'45.668	273,6	15:31'42.326
10	33.857	31.049	21.696	18.445	1'45.047	273,6	15:33'27.373
11	33.684	31.224	21.743	18.419	1'45.070	275,0	15:35'12.443
12	33.702	31.273	21.730	18.448	1'45.153	272,9	15:36'57.596
13	33.650	31.335	21.806	18.411	1'45.202	274,3	15:38'42.798
14	33.630	31.127	21.688	18.378	1'44.823	273,6	15:40'27.621

Race Time 24'37.312

RET 35 L. TACCINI [1'46.994]							
Lap	Seg.1	Seg.2	Seg.3	Seg.4	Lap Time	km/h	Local Time
1		32.419	22.271	18.567	1'52.459	193,8	15:17'42.768
2	34.409	32.031	22.357	18.536	1'47.333	280,7	15:19'30.101
3	34.936	31.804	22.225	18.693	1'47.658	275,0	15:21'17.759
4	34.419	31.880	22.036	18.841	1'47.176	272,9	15:23'04.935
5	34.450	31.983	22.124	18.737	1'47.294	271,6	15:24'52.229
6	34.321	31.849	22.070	18.754	1'46.994	275,0	15:26'39.223
7	34.237	32.384	22.145	18.669	1'47.435	277,8	15:28'26.658
8	34.278	31.999	22.238	18.811	1'47.326	275,7	15:30'13.984
9	34.421	32.137	22.325	18.946	1'47.829	275,0	15:32'01.813
10	34.649	32.259	22.377	19.064	1'48.349	272,9	15:33'50.162
11	34.669	32.333	22.437	19.131	1'48.570	275,0	15:35'38.732
12	34.720	32.486	22.471	19.215	1'48.892	271,6	15:37'27.624
13	34.946	34.606	23.441	44.919	2'17.912P	270,9	15:39'45.536

Race Time 23'55.227

29° 88 A. MIGNO [1'46.769]							
Lap	Seg.1	Seg.2	Seg.3	Seg.4	Lap Time	km/h	Local Time
1		32.420	22.233	18.668	1'52.809	192,5	15:17'43.118
2	34.247	32.011	22.360	18.612	1'47.230	275,0	15:19'30.348
3	34.445	31.627	24.603	18.824	1'49.499	264,9	15:21'19.847
4	34.207	31.898	21.982	18.682	1'46.769	272,9	15:23'06.616
5	35.538	32.106	22.142	18.728	1'48.514	273,6	15:24'55.130
6	34.251	31.923	22.187	18.689	1'47.050	272,3	15:26'42.180
7	36.995	32.207	24.202	18.860	1'52.264	270,2	15:28'34.444
8	38.358	32.476	26.376	41.570	2'18.780P	269,6	15:30'53.224
9	7'00.320	32.559	23.918	18.931	8'15.728P		15:39'08.952
10	34.485	35.373	22.534	18.978	1'51.370	269,6	15:41'00.322
11	34.381	32.109	22.097	18.840	1'47.427	266,9	15:42'47.749

30/09/2023 P = Pits In/Out - C = Lap Time Cancelled

These data/results cannot be reproduced, stored and/or transmitted in whole or in part by any manner of electronic, mechanical, photocopying, recording, broadcasting or otherwise now known or herein after developed without the previous express consent by the copyright owner, except for reproduction in daily press and regular printed publications on sale to the public within 60 days of the event related to those data/results and always provided that copyright symbol appears together as follows below.

© DORNA WSBK ORGANIZATION Srl 2023