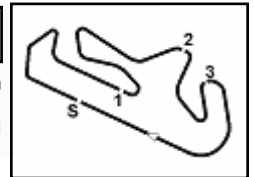


Portimao 4.592 m

**Pirelli Portuguese Round, 29 September - 1 October 2023**  
**Biographical Entry List**

No.	Rider (Abbreviation)	Age	Date of Birth	Place of Birth	Nat	Bike Team	Wins 2023	Podiums 2023	Pole 2023	Races 2023	Tyres	Class
1	<b>3 DE ROSA Raffaele</b> [DeR]	36	25/03/1987	Napoli	ITA	<b>Ducati Panigale V2</b> Orelac Racing Verdnatura	1	19		134	Pirelli	
2	<b>9 NAVARRO Jorge</b> [Nav]	27	03/02/1996	La Puebla de Valbona	ESP	<b>Yamaha YZF R6</b> Ten Kate Racing Yamaha				20	Pirelli	
3	<b>11 BULEGA Nicolo</b> [Bul]	23	16/10/1999	Montecchio Emilia	ITA	<b>Ducati Panigale V2</b> Aruba.it Racing WorldSSP Team	13	26	8	44	Pirelli	
4	<b>16 OKAYA Yuta</b> [Oka]	24	12/07/1999	Tokyo	JPN	<b>Kawasaki ZX-6R</b> ProDina Kawasaki Racing				14	Pirelli	*
5	<b>17 MCPHEE John</b> [McP]	29	14/07/1994	Oban	GBR	<b>Ducati Panigale V2</b> D34G Racing		1		20	Pirelli	
6	<b>22 FULIGNI Federico</b> [Ful]	28	01/06/1995	Bologna	ITA	<b>Ducati Panigale V2</b> Orelac Racing Verdnatura				76	Pirelli	*
7	<b>23 SCHROETTER Marcel</b> [Sch]	30	02/01/1993	Landsberg am Lech	GER	<b>MV Agusta F3 800 RR</b> MV Agusta Reparto Corse		7		22	Pirelli	
8**	<b>26 NORRODIN Muhammad Mohd</b> [NoM]	23	25/02/2000	Johor	MAS	<b>Honda CBR600RR</b> PETRONAS MIE Racing Honda Team				2	Pirelli	
9	<b>27 DIAZ Alvaro</b> [Dia]	20	07/08/2003	Valencia	ESP	<b>Yamaha YZF R6</b> Arco Yart Yamaha WorldSSP				13	Pirelli	*
10	<b>28 VAN STRAALLEN Glenn</b> [vSt]	22	30/09/2000	Hoogkarspel	NED	<b>Yamaha YZF R6</b> EAB Racing Team		3		73	Pirelli	
11	<b>29 SPINELLI Nicholas</b> [Spi]	22	11/06/2001	Atri	ITA	<b>Yamaha YZF R6</b> VFT Racing WEBIKE Yamaha		1		20	Pirelli	
12	<b>35 TACCINI Leonardo</b> [Tac]	21	18/09/2002	Rome	ITA	<b>Kawasaki ZX-6R</b> Vince64 by Puccetti Racing				43	Pirelli	
13	<b>45 SMITS Twan</b> [Smi]	21	24/02/2002	Steenwijk	NED	<b>Yamaha YZF R6</b> Yamaha Thailand Racing Team					Pirelli	
14	<b>48 DALLA PORTA Lorenzo</b> [DPo]	26	22/06/1997	Prato	ITA	<b>Yamaha YZF R6</b> Evan Bros. WorldSSP Yamaha Team				6	Pirelli	
15	<b>50 VOSTATEK Ondrej</b> [Vos]	19	26/08/2004	Praha	CZE	<b>Triumph Street Triple RS 765</b> PTR Triumph				36	Pirelli	
16	<b>51 SARMOON Anupab</b> [Sar]	20	07/08/2003	Chiang	THA	<b>Yamaha YZF R6</b> Yamaha Thailand Racing Team				20	Pirelli	
17	<b>54 SOFUOGLU Bahattin</b> [Sof]	20	19/08/2003	Adapazari	TUR	<b>MV Agusta F3 800 RR</b> MV Agusta Reparto Corse	1	4		37	Pirelli	
18	<b>55 MONTELLA Yari</b> [Mon]	23	05/01/2000	Oliveto Citra	ITA	<b>Ducati Panigale V2</b> Barni Spark Racing Team	1	5		42	Pirelli	
19	<b>61 ONCU Can</b> [Onc]	20	26/07/2003	Oslo	TUR	<b>Kawasaki ZX-6R</b> Kawasaki Puccetti Racing	1	13		72	Pirelli	
20	<b>62 MANZI Stefano</b> [Man]	24	29/03/1999	Rimini	ITA	<b>Yamaha YZF R6</b> Ten Kate Racing Yamaha	4	18	1	45	Pirelli	
21	<b>64 CARICASULO Federico</b> [Car]	27	06/04/1996	Ravenna	ITA	<b>Ducati Panigale V2</b> Althea Racing Team	7	33	12	113	Pirelli	
22	<b>66 TUULI Niki</b> [Tuu]	27	26/11/1995	Myrskylä	FIN	<b>Triumph Street Triple RS 765</b> PTR Triumph	2	10	2	80	Pirelli	
23	<b>68 POWER Luke</b> [Pow]	18	30/11/2004	Ferntree	AUS	<b>Kawasaki ZX-6R</b> Motozoo ME AIR Racing				16	Pirelli	*
24	<b>69 BOOTH-AMOS Tom</b> [Boo]	27	12/03/1996	Shropshire	GBR	<b>Kawasaki ZX-6R</b> Motozoo ME AIR Racing				36	Pirelli	*
25	<b>71 EDWARDS Tom</b> [Edw]	22	09/07/2001	Wellington	AUS	<b>Yamaha YZF R6</b> Yart-Yamaha WorldSSP Team				22	Pirelli	*
26**	<b>72 RUIZ Yeray</b> [Rui]	20	15/08/2003	Malaga	ESP	<b>Yamaha YZF R6</b> MDR Offitec Yamaha				2	Pirelli	
27	<b>73 KOFLER Maximilian</b> [Kof]	23	18/08/2000	Voecklabruck	AUT	<b>Ducati Panigale V2</b> D34G Racing				34	Pirelli	*
28	<b>88 MIGNO Andrea</b> [Mig]	27	10/01/1996	Cattolica	ITA	<b>Honda CBR600RR</b> PETRONAS MIE Racing Honda Team					Pirelli	
29	<b>94 DEBISE Valentin</b> [Deb]	31	12/02/1992	Albi	FRA	<b>Yamaha YZF R6</b> GMT94 Yamaha		2		42	Pirelli	
30	<b>95 MACKENZIE Tarran</b> [Mac]	27	29/10/1995	Stirling	GBR	<b>Honda CBR600RR</b> PETRONAS MIE Racing Honda Team	1	1		20	Pirelli	
31	<b>98 ABE Maiki</b> [Abe]	19	17/01/2004	Tokyo	JPN	<b>Yamaha YZF R6</b> VFT Racing WEBIKE Yamaha				8	Pirelli	*
32	<b>99 HUERTAS Adrian</b> [Hue]	20	21/08/2003	Madrid	ESP	<b>Kawasaki ZX-6R</b> MTM Kawasaki				39	Pirelli	



**Pirelli Portuguese Round, 29 September - 1 October 2023**  
**Results Free Practice 1st Session**

No.	Rider	Nat	Team	Bike	Class	Time	Gap	Rel.	Laps	Speed	
										Avg	Max
1	62 S. MANZI	ITA	Ten Kate Racing Yamaha	Yamaha YZF R6		1'44.190			20	158,664	280,7
2	9 J. NAVARRO	ESP	Ten Kate Racing Yamaha	Yamaha YZF R6		1'44.313	0.123	0.123	19	158,477	277,8
3	11 N. BULEGA	ITA	Aruba.it Racing WorldSSP Team	Ducati Panigale V2		1'44.373	0.183	0.060	14	158,386	285,2
4	3 R. DE ROSA	ITA	Orelac Racing Verdnavatura	Ducati Panigale V2		1'44.383	0.193	0.010	17	158,371	276,4
5	64 F. CARICASULO	ITA	Althea Racing Team	Ducati Panigale V2		1'44.464	0.274	0.081	19	158,248	280,0
6	55 Y. MONTELLA	ITA	Barni Spark Racing Team	Ducati Panigale V2		1'44.686	0.496	0.222	20	157,912	280,7
7	23 M. SCHROETTER	GER	MV Agusta Reparto Corse	MV Agusta F3 800 RR		1'44.723	0.533	0.037	19	157,856	280,0
8	94 V. DEBISE	FRA	GMT94 Yamaha	Yamaha YZF R6		1'44.907	0.717	0.184	21	157,580	277,8
9	48 L. DALLA PORTA	ITA	Evan Bros. WorldSSP Yamaha Team	Yamaha YZF R6		1'44.913	0.723	0.006	16	157,571	279,3
10	71 T. EDWARDS	AUS	Yart-Yamaha WorldSSP Team	Yamaha YZF R6	*	1'45.198	1.008	0.285	19	157,144	279,3
11	66 N. TUULI	FIN	PTR Triumph	Triumph Street Triple RS 765		1'45.264	1.074	0.066	12	157,045	277,1
12	28 G. VAN STRAALEN	NED	EAB Racing Team	Yamaha YZF R6		1'45.274	1.084	0.010	16	157,030	273,6
13	54 B. SOFUOGLU	TUR	MV Agusta Reparto Corse	MV Agusta F3 800 RR		1'45.346	1.156	0.072	20	156,923	282,9
14	61 C. ONCU	TUR	Kawasaki Puccetti Racing	Kawasaki ZX-6R		1'45.467	1.277	0.121	18	156,743	277,1
15	72 Y. RUIZ	ESP	MDR Offtec Yamaha	Yamaha YZF R6		1'45.610	1.420	0.143	20	156,531	274,3
16	29 N. SPINELLI	ITA	VFT Racing WEBIKE Yamaha	Yamaha YZF R6		1'45.800	1.610	0.190	5	156,250	278,6
17	50 O. VOSTATEK	CZE	PTR Triumph	Triumph Street Triple RS 765		1'45.894	1.704	0.094	18	156,111	283,7
18	17 J. MCPHEE	GBR	D34G Racing	Ducati Panigale V2		1'45.900	1.710	0.006	16	156,102	283,7
19	69 T. BOOTH-AMOS	GBR	Motozoo ME AIR Racing	Kawasaki ZX-6R	*	1'45.927	1.737	0.027	13	156,062	276,4
20	22 F. FULIGNI	ITA	Orelac Racing Verdnavatura	Ducati Panigale V2	*	1'46.091	1.901	0.164	19	155,821	277,1
21	99 A. HUERTAS	ESP	MTM Kawasaki	Kawasaki ZX-6R		1'46.333	2.143	0.242	9	155,466	273,6
22	73 M. KOFLER	AUT	D34G Racing	Ducati Panigale V2	*	1'46.400	2.210	0.067	18	155,368	279,3
23	95 T. MACKENZIE	GBR	PETRONAS MIE Racing Honda Team	Honda CBR600RR		1'46.438	2.248	0.038	16	155,313	272,3
24	51 A. SARMOON	THA	Yamaha Thailand Racing Team	Yamaha YZF R6		1'46.479	2.289	0.041	21	155,253	275,7
25	27 A. DIAZ	ESP	Arco Yart Yamaha WorldSSP	Yamaha YZF R6	*	1'46.495	2.305	0.016	19	155,230	273,6
26	35 L. TACCINI	ITA	Vince64 by Puccetti Racing	Kawasaki ZX-6R		1'46.574	2.384	0.079	19	155,115	280,7
27	45 T. SMITS	NED	Yamaha Thailand Racing Team	Yamaha YZF R6		1'46.708	2.518	0.134	14	154,920	276,4
28	88 A. MIGNO	ITA	PETRONAS MIE Racing Honda Team	Honda CBR600RR		1'46.869	2.679	0.161	15	154,687	272,9
29	16 Y. OKAYA	JPN	ProDina Kawasaki Racing	Kawasaki ZX-6R	*	1'46.877	2.687	0.008	18	154,675	273,6
30	68 L. POWER	AUS	Motozoo ME AIR Racing	Kawasaki ZX-6R	*	1'47.068	2.878	0.191	19	154,399	272,9
31	26 M. NORRODIN	MAS	PETRONAS MIE Racing Honda Team	Honda CBR600RR		1'47.650	3.460	0.582	15	153,564	272,3
----- Out 105% in this Session -----											
32	98 M. ABE	JPN	VFT Racing WEBIKE Yamaha	Yamaha YZF R6	*	1'50.165	5.975	2.515	17	150,059	272,3

Qualifying Lap Time (105% of 1'44.190): 1'49.400

\* WorldSSP Challenge

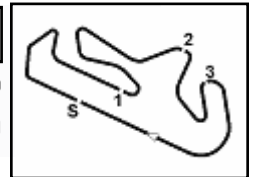
AIR	Humidity:	38%	Temp:	31°C
TRACK	Condition:	Dry	Temp:	39°C

Records	Pole	(SP)	2022	D.Aegerter	1'43.065	160,400	Km/h
	Race	(RC2)	2022	R.De Rosa	1'44.123	158,770	Km/h
	All Times	(SP)	2022	D.Aegerter	1'43.065	160,400	Km/h

Start 29/09/2023 12:10 End 13:07 The results are provisional until the end of the time limit for protests and appeals and the completion of the technical checks.

These data/results cannot be reproduced, stored and/or transmitted in whole or in part by any manner of electronic, mechanical, photocopying, recording, broadcasting or otherwise now known or herein after developed without the previous express consent by the copyright owner, except for reproduction in daily press and regular printed publications on sale to the public within 60 days of the event related to those data/results and always provided that copyright symbol appears together as follows below.

© DORNA WSBK ORGANIZATION Srl 2023



**Pirelli Portuguese Round, 29 September - 1 October 2023**  
**Results Free Practice 1st Session**

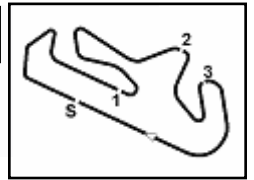
**Session Highlights**

Local Time	No. Rider	Description
12.10.00		Start
12.10.03		WorldSSP Pit Intervention Time: 1min 50secs
12.13.21	<b>69 T. BOOTH-AMOS</b>	Crashed - Turn 8
12.13.40	<b>69 T. BOOTH-AMOS</b>	Re-joined
12.15.25	<b>26 M. NORRODIN</b>	Lap Cancelled [1'50.274] - Yellow Flag - Turn 8
12.15.26	<b>99 A. HUERTAS</b>	Crashed - Turn 8
12.15.30	<b>61 C. ONCU</b>	Lap Cancelled [1'47.812] - Yellow Flag - Turn 8
12.15.35	<b>95 T. MACKENZIE</b>	Lap Cancelled [1'49.338] - Yellow Flag - Turn 8
12.16.01	<b>99 A. HUERTAS</b>	Re-joined
12.16.13	<b>29 N. SPINELLI</b>	Lap Cancelled [1'46.793] - Exceeded Track Limits - Turn 4
12.17.43		N.26 and N.88 MUST STOP AND SWAP THE TRANSPONDERS NOW!
12.18.13	<b>26 M. NORRODIN</b>	Lap Cancelled [1'49.462] - Yellow Flag - Turn 8
12.18.18	<b>61 C. ONCU</b>	Lap Cancelled [1'48.209] - Yellow Flag - Turn 8
12.18.23	<b>95 T. MACKENZIE</b>	Lap Cancelled [1'48.491] - Yellow Flag - Turn 8
12.18.28	<b>48 L. DALLA PORTA</b>	Lap Cancelled [1'46.064] - Yellow Flag - Turn 8
12.18.33	<b>9 J. NAVARRO</b>	Lap Cancelled [1'45.314] - Yellow Flag - Turn 8
12.18.38	<b>28 G. VAN STRAALEN</b>	Lap Cancelled [1'46.242] - Yellow Flag - Turn 8
12.18.43	<b>62 S. MANZI</b>	Lap Cancelled [1'44.730] - Yellow Flag - Turn 8
12.18.48	<b>3 R. DE ROSA</b>	Lap Cancelled [1'45.660] - Yellow Flag - Turn 8
12.19.46	<b>50 O. VOSTATEK</b>	Lap Cancelled [1'47.804] - Exceeded Track Limits - Turn 4
12.23.09	<b>29 N. SPINELLI</b>	Crashed - Turn 15
12.25.40	<b>29 N. SPINELLI</b>	Medical Centre
12.26.46	<b>48 L. DALLA PORTA</b>	Crashed - Turn 10
12.26.54	<b>61 C. ONCU</b>	Lap Cancelled [1'46.742] - Yellow Flag - Turn 15
12.27.16	<b>48 L. DALLA PORTA</b>	Re-joined
12.28.58	<b>68 L. POWER</b>	Lap Cancelled [1'49.230] - Yellow Flag - Turn 10-11
12.29.03	<b>26 M. NORRODIN</b>	Lap Cancelled [1'48.930] - Yellow Flag - Turn 10-11
12.29.08	<b>55 Y. MONTELLA</b>	Lap Cancelled [2'11.587] - Yellow Flag - Turn 10-11
12.31.31	<b>68 L. POWER</b>	Lap times between 13.14.19 to 13.18.13 have been cancelled due to black flag
12.32.42	<b>71 T. EDWARDS</b>	Lap times between 12.18.00 to 12.21.13 have been cancelled due to black flag
12.34.17		RED FLAG
12.38.00		Session Restart
12.38.27	<b>50 O. VOSTATEK</b>	Lap Cancelled [2'19.800] - Exceeded Track Limits - Turn 4
12.38.32	<b>26 M. NORRODIN</b>	Lap Cancelled [2'18.535] - Exceeded Track Limits - Turn 4
12.49.30	<b>45 T. SMITS</b>	Crashed - Turn 1
12.50.55	<b>35 L. TACCINI</b>	Lap Cancelled [1'50.341] - Exceeded Track Limits - Turn 4
12.52.04	<b>11 N. BULEGA</b>	Lap Cancelled [2'10.934] - Yellow Flag - Turn 1
12.52.09	<b>3 R. DE ROSA</b>	Lap Cancelled [1'45.357] - Yellow Flag - Turn 1
12.52.14	<b>99 A. HUERTAS</b>	Lap Cancelled [6'54.628] - Yellow Flag - Turn 1
12.52.19	<b>98 M. ABE</b>	Lap Cancelled [7'01.271] - Yellow Flag - Turn 1
12.52.24	<b>54 B. SOFUOGLU</b>	Lap Cancelled [1'45.819] - Yellow Flag - Turn 1
12.52.29	<b>48 L. DALLA PORTA</b>	Lap Cancelled [2'20.789] - Yellow Flag - Turn 1
12.52.34	<b>16 Y. OKAYA</b>	Lap Cancelled [1'51.466] - Yellow Flag - Turn 1
12.52.39	<b>72 Y. RUIZ</b>	Lap Cancelled [1'45.967] - Yellow Flag - Turn 1
12.52.44	<b>55 Y. MONTELLA</b>	Lap Cancelled [1'44.909] - Yellow Flag - Turn 1
12.52.49	<b>17 J. MCPHEE</b>	Lap Cancelled [1'46.195] - Yellow Flag - Turn 1
12.52.54	<b>22 F. FULIGNI</b>	Lap Cancelled [1'46.354] - Yellow Flag - Turn 1
12.52.59	<b>88 A. MIGNO</b>	Lap Cancelled [1'47.493] - Yellow Flag - Turn 1
12.53.04	<b>98 M. ABE</b>	Lap Cancelled [7'01.271] - Exceeded Track Limits - Turn 4
12.58.09	<b>17 J. MCPHEE</b>	Crashed - Turn 8
13.07.44		End Of Session

Start 12:10 End 13:07 The results are provisional until the end of the time limit for protests and appeals and the completion of the technical checks.

These data/results cannot be reproduced, stored and/or transmitted in whole or in part by any manner of electronic, mechanical, photocopying, recording, broadcasting or otherwise now known or herein after developed without the previous express consent by the copyright owner, except for reproduction in daily press and regular printed publications on sale to the public within 60 days of the event related to those data/results and always provided that copyright symbol appears together as follows below.

© DORNA WSBK ORGANIZATION Srl 2023



**Pirelli Portuguese Round, 29 September - 1 October 2023**  
**Results Free Practice 1st Session**

**Fastest Laps Sequence**

No.	Rider	Nat	Team	Bike	Local Time	Time	Gap	Avg
94	V. <b>DEBISE</b>	FRA	GMT94 Yamaha	Yamaha YZF R6	12:13'40.239	<b>1'46.494</b>		155,231
9	J. <b>NAVARRO</b>	ESP	Ten Kate Racing Yamaha	Yamaha YZF R6	12:14'51.631	<b>1'46.327</b>	-0.167	155,475
62	S. <b>MANZI</b>	ITA	Ten Kate Racing Yamaha	Yamaha YZF R6	12:15'11.126	<b>1'45.272</b>	-1.055	157,033
55	Y. <b>MONTELLA</b>	ITA	Barni Spark Racing Team	Ducati Panigale V2	12:17'14.726	<b>1'45.072</b>	-0.200	157,332
9	J. <b>NAVARRO</b>	ESP	Ten Kate Racing Yamaha	Yamaha YZF R6	12:18'21.565	<b>1'44.620</b>	-0.452	158,012
62	S. <b>MANZI</b>	ITA	Ten Kate Racing Yamaha	Yamaha YZF R6	12:18'40.196	<b>1'44.340</b>	-0.280	158,436
62	S. <b>MANZI</b>	ITA	Ten Kate Racing Yamaha	Yamaha YZF R6	12:20'24.397	<b>1'44.201</b>	-0.139	158,647
62	S. <b>MANZI</b>	ITA	Ten Kate Racing Yamaha	Yamaha YZF R6	12:58'00.932	<b>1'44.190</b>	-0.011	158,664

Start 12:10 End 13:07 The results are provisional until the end of the time limit for protests and appeals and the completion of the technical checks.

These data/results cannot be reproduced, stored and/or transmitted in whole or in part by any manner of electronic, mechanical, photocopying, recording, broadcasting or otherwise now known or herein after developed without the previous express consent by the copyright owner, except for reproduction in daily press and regular printed publications on sale to the public within 60 days of the event related to those data/results and always provided that copyright symbol appears together as follows below.

© DORNA WSBK ORGANIZATION Srl 2023

**Pirelli Portuguese Round, 29 September - 1 October 2023**  
**Best Sectors & Speed Free Practice 1st Session**

Portimao 4.592 m

**BEST LAP**

1	62	S. MANZI	Yamaha YZF R6	1'44.190
2	9	J. NAVARRO	Yamaha YZF R6	1'44.313
3	11	N. BULEGA	Ducati Panigale V2	1'44.373
4	3	R. DE ROSA	Ducati Panigale V2	1'44.383
5	64	F. CARICASULO	Ducati Panigale V2	1'44.464
6	55	Y. MONTELLA	Ducati Panigale V2	1'44.686
7	23	M. SCHROETTER	MV Agusta F3 800 RR	1'44.723
8	94	V. DEBISE	Yamaha YZF R6	1'44.907
9	48	L. DALLA PORTA	Yamaha YZF R6	1'44.913
10	71	T. EDWARDS	Yamaha YZF R6	1'45.198
11	66	N. TUULI	Triumph Street Triple RS 765	1'45.264
12	28	G. VAN STRAALEN	Yamaha YZF R6	1'45.274
13	54	B. SOFUOGLU	MV Agusta F3 800 RR	1'45.346
14	61	C. ONCU	Kawasaki ZX-6R	1'45.467
15	72	Y. RUIZ	Yamaha YZF R6	1'45.610
16	29	N. SPINELLI	Yamaha YZF R6	1'45.800
17	50	D. VOSTATEK	Triumph Street Triple RS 765	1'45.894
18	17	J. MCPHEE	Ducati Panigale V2	1'45.900
19	69	T. BOOTH-AMOS	Kawasaki ZX-6R	1'45.927
20	22	F. FULIGNI	Ducati Panigale V2	1'46.091
21	99	A. HUERTAS	Kawasaki ZX-6R	1'46.333
22	73	M. KOFLER	Ducati Panigale V2	1'46.400
23	95	T. MACKENZIE	Honda CBR600RR	1'46.438
24	51	A. SARMOON	Yamaha YZF R6	1'46.479
25	27	A. DIAZ	Yamaha YZF R6	1'46.495
26	35	L. TACCINI	Kawasaki ZX-6R	1'46.574
27	45	T. SMITS	Yamaha YZF R6	1'46.708
28	88	A. MIGNO	Honda CBR600RR	1'46.869
29	16	Y. OKAYA	Kawasaki ZX-6R	1'46.877
30	68	L. POWER	Kawasaki ZX-6R	1'47.068
31	26	M. NORRODIN	Honda CBR600RR	1'47.650
32	98	M. ABE	Yamaha YZF R6	1'50.165

**SPEED**

1	11	N. BULEGA	Ducati Panigale V2	285.2
2	50	D. VOSTATEK	Triumph Street Triple RS 765	283.7
3	17	J. MCPHEE	Ducati Panigale V2	283.7
4	54	B. SOFUOGLU	MV Agusta F3 800 RR	282.9
5	62	S. MANZI	Yamaha YZF R6	280.7
6	35	L. TACCINI	Kawasaki ZX-6R	280.7
7	55	Y. MONTELLA	Ducati Panigale V2	280.7
8	64	F. CARICASULO	Ducati Panigale V2	280.0
9	23	M. SCHROETTER	MV Agusta F3 800 RR	280.0
10	71	T. EDWARDS	Yamaha YZF R6	279.3
11	48	L. DALLA PORTA	Yamaha YZF R6	279.3
12	73	M. KOFLER	Ducati Panigale V2	279.3
13	29	N. SPINELLI	Yamaha YZF R6	278.6
14	9	J. NAVARRO	Yamaha YZF R6	277.8
15	94	V. DEBISE	Yamaha YZF R6	277.8
16	66	N. TUULI	Triumph Street Triple RS 765	277.1
17	22	F. FULIGNI	Ducati Panigale V2	277.1
18	61	C. ONCU	Kawasaki ZX-6R	277.1
19	3	R. DE ROSA	Ducati Panigale V2	276.4
20	45	T. SMITS	Yamaha YZF R6	276.4
21	69	T. BOOTH-AMOS	Kawasaki ZX-6R	276.4
22	51	A. SARMOON	Yamaha YZF R6	275.7
23	72	Y. RUIZ	Yamaha YZF R6	274.3
24	28	G. VAN STRAALEN	Yamaha YZF R6	273.6
25	99	A. HUERTAS	Kawasaki ZX-6R	273.6
26	27	A. DIAZ	Yamaha YZF R6	273.6
27	16	Y. OKAYA	Kawasaki ZX-6R	273.6
28	68	L. POWER	Kawasaki ZX-6R	272.9
29	88	A. MIGNO	Honda CBR600RR	272.9
30	98	M. ABE	Yamaha YZF R6	272.3
31	95	T. MACKENZIE	Honda CBR600RR	272.3
32	26	M. NORRODIN	Honda CBR600RR	272.3

**SEG. 1**

1	62	S. MANZI	33.126
2	64	F. CARICASULO	33.203
3	9	J. NAVARRO	33.264
4	11	N. BULEGA	33.269
5	3	R. DE ROSA	33.343
6	94	V. DEBISE	33.388
7	55	Y. MONTELLA	33.460
8	71	T. EDWARDS	33.463
9	23	M. SCHROETTER	33.520
10	48	L. DALLA PORTA	33.529
11	29	N. SPINELLI	33.585
12	66	N. TUULI	33.593
13	61	C. ONCU	33.595
14	54	B. SOFUOGLU	33.603
15	72	Y. RUIZ	33.657
16	17	J. MCPHEE	33.703
17	69	T. BOOTH-AMOS	33.792
18	28	G. VAN STRAALEN	33.832
19	99	A. HUERTAS	33.845
20	50	D. VOSTATEK	33.850
21	95	T. MACKENZIE	33.909
22	22	F. FULIGNI	33.924
23	73	M. KOFLER	33.929
24	51	A. SARMOON	33.966
25	27	A. DIAZ	34.016
26	35	L. TACCINI	34.027
27	16	Y. OKAYA	34.034
28	45	T. SMITS	34.159
29	68	L. POWER	34.202
30	88	A. MIGNO	34.224
31	26	M. NORRODIN	34.556
32	98	M. ABE	35.173

**SEG. 2**

1	11	N. BULEGA	30.790
2	64	F. CARICASULO	30.837
3	3	R. DE ROSA	30.852
4	55	Y. MONTELLA	30.854
5	62	S. MANZI	30.904
6	48	L. DALLA PORTA	30.934
7	23	M. SCHROETTER	31.005
8	9	J. NAVARRO	31.051
9	94	V. DEBISE	31.087
10	28	G. VAN STRAALEN	31.104
11	72	Y. RUIZ	31.178
12	66	N. TUULI	31.183
13	54	B. SOFUOGLU	31.227
14	50	D. VOSTATEK	31.259
15	71	T. EDWARDS	31.275
16	69	T. BOOTH-AMOS	31.301
17	17	J. MCPHEE	31.314
18	99	A. HUERTAS	31.332
19	51	A. SARMOON	31.363
20	61	C. ONCU	31.369
21	22	F. FULIGNI	31.370
22	95	T. MACKENZIE	31.470
23	27	A. DIAZ	31.476
24	73	M. KOFLER	31.504
25	29	N. SPINELLI	31.604
26	45	T. SMITS	31.605
27	35	L. TACCINI	31.614
28	88	A. MIGNO	31.617
29	68	L. POWER	31.663
30	26	M. NORRODIN	31.729
31	16	Y. OKAYA	31.982
32	98	M. ABE	32.777

**SEG. 3**

1	9	J. NAVARRO	21.458
2	64	F. CARICASULO	21.489
3	3	R. DE ROSA	21.497
4	62	S. MANZI	21.539
5	11	N. BULEGA	21.604
6	94	V. DEBISE	21.620
7	23	M. SCHROETTER	21.672
8	28	G. VAN STRAALEN	21.675
9	55	Y. MONTELLA	21.716
10	48	L. DALLA PORTA	21.717
11	54	B. SOFUOGLU	21.742
12	61	C. ONCU	21.780
13	66	N. TUULI	21.798
14	71	T. EDWARDS	21.833
15	72	Y. RUIZ	21.890
16	27	A. DIAZ	21.913
17	17	J. MCPHEE	21.914
18	29	N. SPINELLI	21.931
19	50	D. VOSTATEK	21.937
20	69	T. BOOTH-AMOS	21.947
21	45	T. SMITS	21.965
22	95	T. MACKENZIE	21.971
23	51	A. SARMOON	21.995
24	35	L. TACCINI	22.023
25	99	A. HUERTAS	22.035
26	22	F. FULIGNI	22.046
27	88	A. MIGNO	22.078
28	26	M. NORRODIN	22.121
29	73	M. KOFLER	22.175
30	16	Y. OKAYA	22.253
31	68	L. POWER	22.321
32	98	M. ABE	22.778

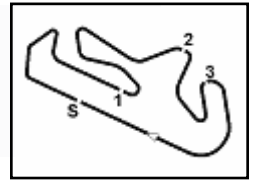
**SEG. 4**

1	62	S. MANZI	18.339
2	9	J. NAVARRO	18.390
3	54	B. SOFUOGLU	18.409
4	23	M. SCHROETTER	18.437
5	66	N. TUULI	18.439
6	55	Y. MONTELLA	18.447
7	71	T. EDWARDS	18.456
8	29	N. SPINELLI	18.460
9	28	G. VAN STRAALEN	18.479
10	3	R. DE ROSA	18.492
11	94	V. DEBISE	18.505
12	69	T. BOOTH-AMOS	18.512
13	48	L. DALLA PORTA	18.534
14	16	Y. OKAYA	18.550
15	11	N. BULEGA	18.557
16	51	A. SARMOON	18.601
17	17	J. MCPHEE	18.608
18	72	Y. RUIZ	18.611
19	64	F. CARICASULO	18.618
20	50	D. VOSTATEK	18.657
21	73	M. KOFLER	18.674
22	35	L. TACCINI	18.682
23	22	F. FULIGNI	18.682
24	27	A. DIAZ	18.683
25	61	C. ONCU	18.685
26	99	A. HUERTAS	18.703
27	95	T. MACKENZIE	18.713
28	45	T. SMITS	18.717
29	26	M. NORRODIN	18.735
30	68	L. POWER	18.751
31	88	A. MIGNO	18.842
32	98	M. ABE	19.098

29/09/2023

These data/results cannot be reproduced, stored and/or transmitted in whole or in part by any manner of electronic, mechanical, photocopying, recording, broadcasting or otherwise now known or herein after developed without the previous express consent by the copyright owner, except for reproduction in daily press and regular printed publications on sale to the public within 60 days of the event related to those data/results and always provided that copyright symbol appears together as follows below.

© DORNA WSBK ORGANIZATION Srl 2023



Portimao 4.592 m

**Pirelli Portuguese Round, 29 September - 1 October 2023**  
**Ideal Times Free Practice 1st Session**

No. Rider	Nat	Bike	Seg. 1 Diff. 1	Seg. 2 Diff. 2	Seg. 3 Diff. 3	Seg. 4 Diff. 4	Ideal Time Best Lap	Pos.	Diff.
1 62 S. MANZI	ITA	Yamaha YZF R6	33.126 +0.011	30.904 +0.044	21.539 +0.095	18.339 +0.132	1'43.908 1'44.190	1	0.282
2 64 F. CARICASULO	ITA	Ducati Panigale V2	33.203 +0.113	30.837 +0.123	21.489	18.618 +0.081	1'44.147 1'44.464	5	0.317
3 9 J. NAVARRO	ESP	Yamaha YZF R6	33.264 +0.005	31.051 +0.008	21.458 +0.137	18.390	1'44.163 1'44.313	2	0.150
4 3 R. DE ROSA	ITA	Ducati Panigale V2	33.343 +0.121	30.852 +0.055	21.497	18.492 +0.023	1'44.184 1'44.383	4	0.199
5 11 N. BULEGA	ITA	Ducati Panigale V2	33.269	30.790 +0.035	21.604 +0.093	18.557 +0.025	1'44.220 1'44.373	3	0.153
6 55 Y. MONTELLA	ITA	Ducati Panigale V2	33.460 +0.035	30.854 +0.083	21.716 +0.091	18.447	1'44.477 1'44.686	6	0.209
7 94 V. DEBISE	FRA	Yamaha YZF R6	33.388 +0.056	31.087 +0.012	21.620 +0.144	18.505 +0.095	1'44.600 1'44.907	8	0.307
8 23 M. SCHROETTER	GER	MV Agusta F3 800 RR	33.520 +0.005	31.005 +0.084	21.672	18.437	1'44.634 1'44.723	7	0.089
9 48 L. DALLA PORTA	ITA	Yamaha YZF R6	33.529 +0.006	30.934 +0.117	21.717 +0.076	18.534	1'44.714 1'44.913	9	0.199
10 54 B. SOFUOGLU	TUR	MV Agusta F3 800 RR	33.603 +0.216	31.227	21.742	18.409 +0.149	1'44.981 1'45.346	13	0.365
11 66 N. TUULI	FIN	Triumph Street Triple RS 765	33.593 +0.128	31.183	21.798 +0.058	18.439 +0.065	1'45.013 1'45.264	11	0.251
12 71 T. EDWARDS	AUS	Yamaha YZF R6	33.463 +0.087	31.275 +0.017	21.833 +0.049	18.456 +0.018	1'45.027 1'45.198	10	0.171
13 28 G. VAN STRAALEN	NED	Yamaha YZF R6	33.832	31.104 +0.165	21.675 +0.019	18.479	1'45.090 1'45.274	12	0.184
14 72 Y. RUIZ	ESP	Yamaha YZF R6	33.657	31.178 +0.262	21.890	18.611 +0.012	1'45.336 1'45.610	15	0.274
15 61 C. ONCU	TUR	Kawasaki ZX-6R	33.595	31.369 +0.038	21.780	18.685	1'45.429 1'45.467	14	0.038
16 17 J. MCPHEE	GBR	Ducati Panigale V2	33.703 +0.069	31.314 +0.205	21.914	18.608 +0.087	1'45.539 1'45.900	18	0.361
17 69 T. BOOTH-AMOS	GBR	Kawasaki ZX-6R	33.792 +0.183	31.301	21.947 +0.064	18.512 +0.128	1'45.552 1'45.927	19	0.375
18 29 N. SPINELLI	ITA	Yamaha YZF R6	33.585 +0.210	31.604 +0.010	21.931	18.460	1'45.580 1'45.800	16	0.220
19 50 O. VOSTATEK	CZE	Triumph Street Triple RS 765	33.850 +0.056	31.259	21.937 +0.078	18.657 +0.057	1'45.703 1'45.894	17	0.191
20 99 A. HUERTAS	ESP	Kawasaki ZX-6R	33.845 +0.161	31.332 +0.085	22.035	18.703 +0.172	1'45.915 1'46.333	21	0.418
21 51 A. SARMOON	THA	Yamaha YZF R6	33.966 +0.393	31.363	21.995	18.601 +0.161	1'45.925 1'46.479	24	0.554
22 22 F. FULIGNI	ITA	Ducati Panigale V2	33.924	31.370	22.046 +0.069	18.682	1'46.022 1'46.091	20	0.069
23 95 T. MACKENZIE	GBR	Honda CBR600RR	33.909 +0.182	31.470	21.971	18.713 +0.193	1'46.063 1'46.438	23	0.375
24 27 A. DIAZ	ESP	Yamaha YZF R6	34.016 +0.151	31.476 +0.063	21.913 +0.064	18.683 +0.129	1'46.088 1'46.495	25	0.407
25 73 M. KOFLER	AUT	Ducati Panigale V2	33.929 +0.068	31.504	22.175	18.674 +0.050	1'46.282 1'46.400	22	0.118
26 35 L. TACCINI	ITA	Kawasaki ZX-6R	34.027 +0.063	31.614 +0.028	22.023	18.682 +0.137	1'46.346 1'46.574	26	0.228
27 45 T. SMITS	NED	Yamaha YZF R6	34.159 +0.041	31.605 +0.049	21.965	18.717 +0.172	1'46.446 1'46.708	27	0.262
28 88 A. MIGNO	ITA	Honda CBR600RR	34.224	31.617 +0.108	22.078	18.842	1'46.761 1'46.869	28	0.108
29 16 Y. OKAYA	JPN	Kawasaki ZX-6R	34.034	31.982	22.253	18.550 +0.058	1'46.819 1'46.877	29	0.058
30 68 L. POWER	AUS	Kawasaki ZX-6R	34.202 +0.043	31.663	22.321	18.751 +0.088	1'46.937 1'47.068	30	0.131
31 26 M. NORRODIN	MAS	Honda CBR600RR	34.556 +0.064	31.729	22.121 +0.431	18.735 +0.014	1'47.141 1'47.650	31	0.509
32 98 M. ABE	JPN	Yamaha YZF R6	35.173 +0.167	32.777	22.778 +0.172	19.098	1'49.826 1'50.165	32	0.339
<b>Overall Ideal Time</b>			33.126	30.790	21.458	18.339	1'43.713		

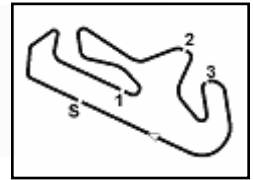
29/09/2023

These data/results cannot be reproduced, stored and/or transmitted in whole or in part by any manner of electronic, mechanical, photocopying, recording, broadcasting or otherwise now known or herein after developed without the previous express consent by the copyright owner, except for reproduction in daily press and regular printed publications on sale to the public within 60 days of the event related to those data/results and always provided that copyright symbol appears together as follows below.

© DORNA WSBK ORGANIZATION Srl 2023

FIGR PERUGIA TIMING





**Pirelli Portuguese Round, 29 September - 1 October 2023**  
**Chronological Analysis Free Practice 1st Session**

Portimao 4.592 m

1 / 6

1° 62 S. MANZI [1'44.190]							
Lap	Seg1	Seg2	Seg3	Seg4	Lap Time	km/h	Local Time
1		37.072	22.913	18.732			12:13'25.854
2	33.844	31.291	21.715	18.422	1'45.272	274,3	12:15'11.126
3	33.320	31.139	21.796	18.475	1'44.730C	280,0	12:16'55.856
4	33.314	<b>30.904</b>	21.619	18.503	1'44.340	276,4	12:18'40.196
5	33.242	31.025	21.595	<b>18.339</b>	1'44.201	277,1	12:20'24.397
6	33.162	31.217	21.568	18.469	1'44.416	<b>280,7</b>	12:22'08.813
7	33.362	35.359	22.488	18.582	1'49.791	275,0	12:23'58.604
8	33.403	31.011	<b>21.539</b>	18.499	1'44.452	277,1	12:25'43.056
9	33.233	31.199	25.536	19.064	1'49.032	277,8	12:27'32.088
10	33.395	31.135	21.695	18.570	1'44.795	275,7	12:29'16.883
11	35.085	33.711	22.894	40.200	2'11.890P	273,6	12:31'28.773
12	11'08.104	31.802	21.788	18.553	12'20.247P		12:43'49.020
13	33.314	31.338	21.663	18.490	1'44.805	280,0	12:45'33.825
14	33.375	31.178	21.886	18.473	1'44.912	279,3	12:47'18.737
15	33.428	37.002	22.896	18.604	1'51.930	277,8	12:49'10.667
16	33.249	31.279	21.782	18.614	1'44.924	276,4	12:50'55.591
17	33.343	34.181	25.608	18.808	1'51.940	276,4	12:52'47.531
18	33.307	31.192	21.711	18.503	1'44.713	277,1	12:54'32.244
19	33.169	31.210	21.577	18.542	1'44.498	278,6	12:56'16.742
20	33.137	30.948	21.634	18.471	<b>1'44.190</b>	278,6	12:58'00.932
21	<b>33.126</b>	31.103	21.622	18.783	1'44.634	279,3	12:59'45.566

4° 3 R. DE ROSA [1'44.383]							
Lap	Seg1	Seg2	Seg3	Seg4	Lap Time	km/h	Local Time
1		32.964	23.344	20.472			12:13'23.605
2	35.056	31.420	22.006	18.906	1'47.388	266,9	12:15'10.993
3	34.140	31.121	21.829	18.570	1'45.660C	269,6	12:16'56.653
4	33.464	30.907	<b>21.497</b>	18.515	<b>1'44.383</b>	<b>276,4</b>	12:18'41.036
5	<b>33.343</b>	31.441	21.652	18.681	1'45.117	275,0	12:20'26.153
6	33.741	<b>30.852</b>	21.611	<b>18.492</b>	1'44.696	273,6	12:22'10.849
7	33.487	31.179	21.861	18.958	1'45.485	273,6	12:23'56.334
8	33.807	30.958	21.695	18.781	1'45.241	271,6	12:25'41.575
9	33.692	31.232	25.550	42.856	2'13.330P	273,6	12:27'54.905
10	15'12.025	31.726	22.008	18.750	16'24.509P		12:44'19.414
11	33.907	31.065	21.740	18.577	1'45.289	273,6	12:46'04.703
12	33.732	31.578	21.899	18.689	1'45.898	274,3	12:47'50.601
13	33.556	30.975	21.731	18.709	1'44.971	275,0	12:49'35.572
14	33.770	30.975	21.806	18.806	1'45.357C	272,9	12:51'20.929
15	33.904	31.242	21.874	18.861	1'45.881	272,3	12:53'06.810
16	41.999	36.392	32.634	21.307	2'12.332	258,0	12:55'19.142
17	34.413	31.223	21.765	18.664	1'46.065	274,3	12:57'05.207
18	33.695	31.129	21.728	18.724	1'45.276	275,7	12:58'50.483

2° 9 J. NAVARRO [1'44.313]							
Lap	Seg1	Seg2	Seg3	Seg4	Lap Time	km/h	Local Time
1		35.002	22.380	18.890			12:13'05.304
2	34.049	31.678	21.921	18.679	1'46.327	275,0	12:14'51.631
3	33.633	31.395	21.802	18.484	1'45.314C	273,6	12:16'36.945
4	33.450	31.117	21.608	18.445	1'44.620	276,4	12:18'21.565
5	33.496	31.109	21.549	18.469	1'44.623	276,4	12:20'06.188
6	<b>33.264</b>	31.140	21.545	18.486	1'44.435	277,1	12:21'50.623
7	36.178	31.609	21.771	18.576	1'48.134	<b>277,8</b>	12:23'38.757
8	33.536	31.267	21.654	18.514	1'44.971	273,6	12:25'23.728
9	33.352	31.088	21.746	18.470	1'44.656	275,0	12:27'08.384
10	34.621	32.644	22.657	40.791	2'10.713P	271,6	12:29'19.097
11	11'24.218	31.626	21.971	18.597	12'36.412P		12:41'55.509
12	33.371	31.152	<b>21.458</b>	<b>18.390</b>	1'44.371	275,0	12:43'39.880
13	33.437	31.061	21.482	18.458	1'44.438	270,9	12:45'24.318
14	33.486	<b>31.051</b>	21.573	18.507	1'44.617	271,6	12:47'08.935
15	33.387	31.102	21.583	18.435	1'44.507	272,9	12:48'53.442
16	33.516	31.164	21.652	18.517	1'44.849	271,6	12:50'38.291
17	34.539	33.015	22.268	40.168	2'09.990P	275,0	12:52'48.281
18	2'22.676	31.723	23.765	18.537	3'36.701P		12:56'24.982
19	33.360	31.157	21.674	18.449	1'44.640	273,6	12:58'09.622
20	33.269	31.059	21.595	<b>18.390</b>	<b>1'44.313</b>	271,6	12:59'53.935

5° 64 F. CARICASULO [1'44.464]							
Lap	Seg1	Seg2	Seg3	Seg4	Lap Time	km/h	Local Time
1		32.421	22.262	18.834			12:14'03.391
2	34.248	31.423	21.911	18.726	1'46.308	278,6	12:15'49.699
3	34.398	31.814	22.135	18.631	1'46.978	276,4	12:17'36.677
4	33.732	31.950	21.845	18.730	1'46.257	<b>280,0</b>	12:19'22.934
5	33.558	31.328	21.785	18.678	1'45.349	279,3	12:21'08.283
6	33.692	31.346	21.786	18.715	1'45.539	276,4	12:22'53.822
7	33.393	31.332	21.766	<b>18.618</b>	1'45.109	275,7	12:24'38.931
8	33.384	38.252	21.981	18.812	1'52.429	276,4	12:26'31.360
9	33.446	31.160	21.847	18.626	1'45.079	279,3	12:28'16.439
10	37.347	31.724	22.461	29.914	2'01.446P	278,6	12:30'17.885
11	9'18.226	37.377	22.517	18.638	10'36.758P		12:40'54.643
12	33.397	31.451	21.921	18.692	1'45.461	<b>280,0</b>	12:42'40.104
13	33.558	31.332	21.858	18.745	1'45.493	279,3	12:44'25.597
14	33.489	31.103	21.808	18.739	1'45.139	277,1	12:46'10.736
15	33.823	31.478	22.969	40.997	2'09.267P	277,1	12:48'20.003
16	3'09.896	32.726	22.688	19.056	4'24.366P		12:52'44.369
17	33.589	31.337	22.188	18.953	1'46.067	276,4	12:54'30.436
18	33.316	30.960	<b>21.489</b>	18.699	<b>1'44.464</b>	276,4	12:56'14.900
19	<b>33.203</b>	<b>30.837</b>	21.605	18.845	1'44.490	277,1	12:57'59.390
20	33.390	31.514	22.047	18.843	1'45.794	277,8	12:59'45.184

3° 11 N. BULEGA [1'44.373]							
Lap	Seg1	Seg2	Seg3	Seg4	Lap Time	km/h	Local Time
1		32.699	23.076	18.984			12:13'57.100
2	34.218	31.415	22.063	18.764	1'46.460	277,1	12:15'43.560
3	33.640	31.324	21.713	18.711	1'45.388	278,6	12:17'28.948
4	33.489	31.117	21.690	18.791	1'45.087	277,1	12:19'14.035
5	33.412	31.177	21.730	18.702	1'45.021	277,8	12:20'59.056
6	33.353	30.861	21.706	18.564	1'44.484	277,8	12:22'43.540
7	33.403	30.814	<b>21.604</b>	18.623	1'44.444	278,6	12:24'27.984
8	33.326	30.846	21.740	18.619	1'44.531	279,3	12:26'12.515
9	34.528	33.645	23.435	42.889	2'14.497P	279,3	12:28'27.012
10	12'50.244	34.213	21.888	18.764	14'05.109P		12:42'32.121
11	33.461	<b>30.790</b>	22.031	18.863	1'45.145	282,2	12:44'17.266
12	<b>33.269</b>	30.825	21.697	18.582	<b>1'44.373</b>	<b>285,2</b>	12:46'01.639
13	33.317	30.868	21.672	18.646	1'44.503	281,5	12:47'46.142
14	33.308	30.933	21.650	<b>18.557</b>	1'44.448	276,4	12:49'30.590

6° 55 Y. MONTELLA [1'44.686]							
Lap	Seg1	Seg2	Seg3	Seg4	Lap Time	km/h	Local Time
1		32.429	22.551	19.055			12:11'57.155
2	34.868	31.383	22.043	18.700	1'46.994	270,2	12:13'44.149
3	34.032	30.954	21.898	18.621	1'45.505	273,6	12:15'29.654
4	33.797	30.884	21.779	18.612	1'45.072	275,7	12:17'14.726
5	33.757	31.038	21.747	18.566	1'45.108	275,0	12:18'59.834
6	33.594	30.946	21.836	18.563	1'44.939	277,1	12:20'44.773
7	33.551	31.099	22.654	18.600	1'45.904	275,7	12:22'30.677
8	33.723	30.902	21.908	18.649	1'45.182	275,7	12:24'15.859
9	33.688	<b>30.854</b>	22.033	18.666	1'45.241	276,4	12:26'01.100
10	35.338	33.363	22.289	40.597	2'11.587CP	274,3	12:28'12.687
11	13'33.844	31.534	22.083	18.713	14'46.174P		12:42'58.861
12	33.641	31.046	21.793	18.575	1'45.055	277,1	12:44'43.916
13	33.773	31.547	22.019	18.698	1'46.037	<b>280,7</b>	12:46'29.953
14	33.508	31.015	<b>21.716</b>	18.467	1'44.706	277,1	12:48'14.659
15	34.672	31.349	22.460	19.158	1'47.639	278,6	12:50'02.298

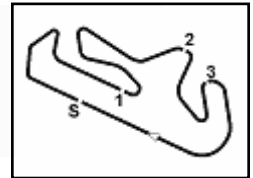
29/09/2023

P = Pits In/Out - C = Lap Time Cancelled

These data/results cannot be reproduced, stored and/or transmitted in whole or in part by any manner of electronic, mechanical, photocopying, recording, broadcasting or otherwise now known or herein after developed without the previous express consent by the copyright owner, except for reproduction in daily press and regular printed publications on sale to the public within 60 days of the event related to those data/results and always provided that copyright symbol appears together as follows below.

© DORNA WSBK ORGANIZATION Srl 2023





Portimao 4.592 m

**Pirelli Portuguese Round, 29 September - 1 October 2023**  
**Chronological Analysis Free Practice 1st Session**

2 / 6

16	33.519	31.011	21.736	18.643	1'44.909C	278,6	12:51'47.207
17	33.621	31.035	21.959	18.582	1'45.197	275,0	12:53'32.404
18	33.573	31.044	22.056	18.642	1'45.315	277,1	12:55'17.719
19	<b>33.460</b>	31.071	21.799	18.569	1'44.899	277,1	12:57'02.618
20	33.495	30.937	21.807	<b>18.447</b>	<b>1'44.686</b>	277,8	12:58'47.304
21	1'01.240	36.276	24.034	41.264	2'42.814P	253,8	13:01'30.118

7	33.535	31.165	21.725	18.537	1'44.962	276,4	12:23'32.055
8	<b>33.529</b>	39.441	21.944	18.597	1'53.511	275,0	12:25'25.566
9	33.550	<b>30.934</b>	1'10.559	42.493	2'57.536P	275,7	12:28'23.102
10	14'59.307	33.321	22.427	18.865	16'13.920P		12:44'37.022
11	34.112	31.543	22.044	18.647	1'46.346	275,0	12:46'23.368
12	33.785	31.291	22.380	18.789	1'46.245	274,3	12:48'09.613
13	33.618	31.209	21.921	18.639	1'45.387	<b>279,3</b>	12:49'55.000
14	39.155	36.517	26.476	38.641	2'20.789CP	277,1	12:52'15.789
15	3'10.457	31.540	21.977	18.644	4'22.618P		12:56'38.407
16	33.725	31.022	<b>21.717</b>	18.616	1'45.080	275,7	12:58'23.487
17	33.535	31.051	21.793	<b>18.534</b>	<b>1'44.913</b>	274,3	13:00'08.400

**7° 23 M. SCHROEDTER [1'44.723]**

Lap	Seg1	Seg2	Seg3	Seg4	Lap Time	km/h	Local Time
1		33.171	23.057	18.860			12:12'28.952
2	34.736	31.724	22.164	18.565	1'47.189	266,2	12:14'16.141
3	34.153	31.585	22.136	18.603	1'46.477	275,7	12:16'02.618
4	34.214	31.919	21.858	18.542	1'46.533	276,4	12:17'49.151
5	33.956	31.304	31.060	19.974	1'56.294	274,3	12:19'45.445
6	33.908	31.163	21.849	18.472	1'45.392	277,8	12:21'30.837
7	33.723	<b>31.005</b>	21.987	18.707	1'45.422	277,8	12:23'16.259
8	33.525	31.089	<b>21.672</b>	<b>18.437</b>	<b>1'44.723</b>	275,7	12:25'00.982
9	35.865	32.299	22.690	41.138	2'11.992P	276,4	12:27'12.974
10	6'23.847	31.803	21.840	18.618	7'36.108CP		12:34'49.082
11	35.972	31.865	22.485	40.683	2'11.005CP	272,3	12:37'00.087
12	2'00.103	32.564	22.007	18.505	3'13.179P		12:40'13.266
13	33.590	31.045	22.088	18.575	1'45.298	278,6	12:41'58.564
14	33.677	31.079	21.749	18.507	1'45.012	277,8	12:43'43.576
15	33.604	31.135	21.693	18.502	1'44.934	277,1	12:45'28.510
16	34.687	34.549	23.094	18.539	1'50.869	276,4	12:47'19.379
17	<b>33.520</b>	31.362	22.104	40.041	2'07.027P	278,6	12:49'26.406
18	4'40.938	32.384	21.846	18.631	5'53.799P		12:55'20.205
19	33.922	32.774	23.196	19.019	1'48.911	<b>280,0</b>	12:57'09.116
20	33.771	31.327	21.858	18.597	1'45.553	277,8	12:58'54.669

**10° 71 T. EDWARDS [1'45.198]**

Lap	Seg1	Seg2	Seg3	Seg4	Lap Time	km/h	Local Time
1		34.635	23.547	19.192			12:12'20.570
2	35.038	32.443	22.228	18.951	1'48.660	274,3	12:14'09.230
3	34.156	31.839	22.027	18.701	1'46.723	273,6	12:15'55.953
4	33.931	31.556	22.052	18.604	1'46.143	275,7	12:17'42.096
5	35.316	31.842	22.103	18.738	1'47.999C	277,1	12:19'30.095
6	34.218	32.357	22.694	39.040	2'08.309CP	277,1	12:21'38.404
7	10'41.693	32.673	22.161	18.672	1'55.199P		12:23'33.603
8	34.058	31.448	22.941	38.975	2'07.422CP	274,3	12:25'41.025
9	3'18.647	32.338	22.303	18.777	4'32.065P		12:40'13.090
10	34.114	<b>31.275</b>	22.061	18.760	1'46.210	270,9	12:41'59.300
11	33.925	31.392	<b>21.833</b>	18.516	1'45.666	<b>279,3</b>	12:43'44.966
12	33.970	31.337	21.904	18.623	1'45.834	276,4	12:45'30.800
13	33.910	31.419	25.451	<b>18.456</b>	1'49.236	274,3	12:47'20.036
14	33.550	31.292	21.882	18.474	<b>1'45.198</b>	276,4	12:49'05.234
15	35.703	31.883	24.164	18.730	1'50.480	275,0	12:50'55.714
16	<b>33.463</b>	32.804	22.696	18.710	1'47.673	276,4	12:52'43.387
17	33.776	31.932	22.797	18.847	1'47.352	273,6	12:54'30.739
18	35.741	31.456	22.062	18.507	1'47.766	<b>279,3</b>	12:56'18.505
19	33.888	31.383	22.425	18.583	1'46.279	274,3	12:58'04.784
20	34.206	32.048	22.189	18.650	1'47.093	272,9	12:59'51.877

**8° 94 V. DEBISE [1'44.907]**

Lap	Seg1	Seg2	Seg3	Seg4	Lap Time	km/h	Local Time
1		32.728	22.280	18.805			12:11'53.745
2	34.491	31.377	21.883	18.743	1'46.494	269,6	12:13'40.239
3	33.808	31.575	21.908	18.729	1'46.020	271,6	12:15'26.259
4	33.872	31.243	21.799	18.637	1'45.551	273,6	12:17'11.810
5	33.648	31.114	21.699	18.567	1'45.028	273,6	12:18'56.838
6	33.624	31.109	<b>21.620</b>	18.628	1'44.981	274,3	12:20'41.819
7	33.550	31.185	21.745	18.575	1'45.055	273,6	12:22'26.874
8	33.640	31.314	22.119	18.874	1'45.947	273,6	12:24'12.821
9	33.633	31.219	21.779	40.524	2'07.155P	272,9	12:26'19.976
10	6'45.504	31.883	22.161	18.654	7'58.202CP		12:34'18.178
11	35.329	32.437	22.669	40.474	2'10.909CP	274,3	12:36'29.087
12	2'18.817	32.075	22.131	18.719	3'31.742P		12:40'00.829
13	33.691	<b>31.087</b>	21.779	18.604	1'45.161	272,9	12:41'45.990
14	<b>33.388</b>	31.237	21.794	18.564	1'44.983	275,0	12:43'30.973
15	33.444	31.099	21.764	18.600	<b>1'44.907</b>	275,0	12:45'15.880
16	33.511	31.089	22.017	18.578	1'45.195	273,6	12:47'01.075
17	33.451	31.722	21.925	38.763	2'05.861P	273,6	12:49'06.936
18	3'09.339	32.025	22.036	18.607	4'22.007P		12:53'28.943
19	33.814	31.136	21.924	18.553	1'45.427	276,4	12:55'14.370
20	33.459	31.255	22.272	<b>18.505</b>	1'45.491	275,7	12:56'59.861
21	33.525	31.602	21.888	18.613	1'45.628	<b>277,8</b>	12:58'45.489
22	34.278	31.270	23.478	19.298	1'48.324	264,9	13:00'33.813

**11° 66 N. TUULI [1'45.264]**

Lap	Seg1	Seg2	Seg3	Seg4	Lap Time	km/h	Local Time
1		34.297	23.844	43.357			12:12'49.609
2	20'07.672	33.199	22.892	19.074	2'12.837P		12:34'12.446
3	35.965	33.234	23.226	38.215	2'10.640CP	268,9	12:36'23.086
4	2'37.602	32.357	22.352	18.699	3'51.010P		12:40'14.096
5	34.358	31.832	22.135	18.769	1'47.094	275,0	12:42'01.190
6	34.502	31.577	22.362	18.682	1'47.123	275,7	12:43'48.313
7	34.409	31.533	22.121	18.565	1'46.628	272,9	12:45'34.941
8	33.905	31.212	21.938	<b>18.439</b>	1'45.494	275,7	12:47'20.435
9	35.565	31.757	22.625	37.187	2'07.134P	<b>277,1</b>	12:49'27.569
10	4'04.616	31.891	22.240	18.837	5'17.584P		12:54'45.153
11	33.959	31.218	<b>21.798</b>	18.705	1'45.680	270,9	12:56'30.833
12	33.721	<b>31.183</b>	21.856	18.504	<b>1'45.264</b>	272,3	12:58'16.097
13	<b>33.593</b>	31.295	24.926	42.298	2'12.112P	272,9	13:00'28.209

**12° 28 G. VAN STRAALLEN [1'45.274]**

Lap	Seg1	Seg2	Seg3	Seg4	Lap Time	km/h	Local Time
1		32.986	22.566	18.887			12:13'17.227
2	34.947	32.195	21.930	18.718	1'47.790	266,2	12:15'05.017
3	34.085	31.749	21.821	18.587	1'46.242C	270,2	12:16'51.259
4	34.087	31.538	21.803	18.814	1'46.242	270,9	12:18'37.501
5	34.563	31.621	21.792	18.672	1'46.648	270,2	12:20'24.149
6	34.174	<b>31.104</b>	<b>21.675</b>	18.649	1'45.602	271,6	12:22'09.751
7	34.093	31.344	21.910	39.216	2'06.563P	<b>273,6</b>	12:24'16.314
8	10'26.275	35.833	25.168	38.970	12'06.246CP		12:36'22.560
9	3'07.812	32.125	21.939	18.735	4'20.611P		12:40'43.171
10	33.875	31.563	22.073	18.738	1'46.249	272,9	12:42'29.420

**9° 48 L. DALLA PORTA [1'44.913]**

Lap	Seg1	Seg2	Seg3	Seg4	Lap Time	km/h	Local Time
1		33.637	23.040	18.917			12:12'57.288
2	34.875	31.755	22.122	18.713	1'47.465	274,3	12:14'44.753
3	33.999	31.378	22.084	18.603	1'46.064C	274,3	12:16'30.817
4	33.956	31.139	21.829	18.546	1'45.470	272,9	12:18'16.287
5	33.717	31.086	21.847	18.651	1'45.301	276,4	12:20'01.588
6	33.699	31.131	22.125	18.550	1'45.505	274,3	12:21'47.093

29/09/2023

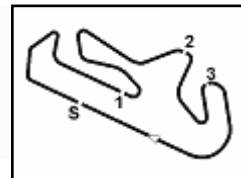
P = Pits In/Out - C = Lap Time Cancelled

These data/results cannot be reproduced, stored and/or transmitted in whole or in part by any manner of electronic, mechanical, photocopying, recording, broadcasting or otherwise now known or herein after developed without the previous express consent by the copyright owner, except for reproduction in daily press and regular printed publications on sale to the public within 60 days of the event related to those data/results and always provided that copyright symbol appears together as follows below.

© DORNA WSBK ORGANIZATION Srl 2023







Portimao 4.592 m

**Pirelli Portuguese Round, 29 September - 1 October 2023**  
**Chronological Analysis Free Practice 1st Session**

3 / 6

11	34.077	31.351	22.223	18.696	1'46.347	272,3	12:44'15.767	8	33.818	31.627	25.309	40.404	2'11.158P	270,9	12:25'25.422
12	33.976	31.274	21.728	18.729	1'45.707	270,2	12:46'01.474	9	7'39.702	31.999	22.605	18.583	8'52.889CP		12:34'18.311
13	33.878	31.111	21.826	40.103	2'06.918P	268,9	12:48'08.392	10	35.530	32.648	22.803	39.909	2'10.890CP	272,9	12:36'29.201
14	4'46.827	31.700	21.885	18.701	5'59.113P		12:54'07.505	11	3'22.862	33.551	24.982	19.012	4'40.407P		12:41'09.608
15	33.945	31.494	21.770	18.679	1'45.888	269,6	12:55'53.393	12	33.765	31.780	22.255	18.775	1'46.575	271,6	12:42'56.183
16	<b>33.832</b>	31.269	21.694	<b>18.479</b>	<b>1'45.274</b>	268,9	12:57'38.667	13	33.694	31.339	21.898	18.793	1'45.724	272,9	12:44'41.907
17	34.043	31.304	24.616	19.512	1'49.475	271,6	12:59'28.142	14	33.772	31.593	21.936	18.840	1'46.141	270,9	12:46'28.048

**13° 54 B. SDFUOGLU [1'45.346]**

Lap	Seg.1	Seg.2	Seg.3	Seg.4	Lap Time	km/h	Local Time
1		33.925	23.161	19.041			12:12'19.824
2	34.572	32.402	22.287	18.593	1'47.854	273,6	12:14'07.678
3	33.902	31.956	21.997	18.601	1'46.456	276,4	12:15'54.134
4	33.826	31.738	21.909	18.557	1'46.030	277,8	12:17'40.164
5	33.745	31.371	22.132	<b>18.409</b>	1'45.657	278,6	12:19'25.821
6	33.765	32.286	22.619	18.423	1'47.093	<b>282,9</b>	12:21'12.914
7	34.076	31.355	21.784	18.428	1'45.643	278,6	12:22'58.557
8	34.117	31.537	21.886	18.705	1'46.245	272,3	12:24'44.802
9	33.819	<b>31.227</b>	<b>21.742</b>	18.558	<b>1'45.346</b>	276,4	12:26'30.148
10	33.971	31.448	21.827	18.747	1'45.993	275,7	12:28'16.141
11	38.294	32.093	22.248	20.087	1'52.722	275,7	12:30'08.863
12	36.323	34.138	25.201	43.697	2'19.359P	275,0	12:32'28.222
13	7'04.241	32.296	22.108	18.630	8'17.275P		12:40'45.497
14	<b>33.603</b>	31.535	21.921	18.484	1'45.543	277,1	12:42'31.040
15	33.836	31.362	21.959	18.919	1'46.076	280,7	12:44'17.116
16	33.844	31.310	22.044	18.536	1'45.734	280,0	12:46'02.850
17	33.889	31.375	21.975	18.608	1'45.847	279,3	12:47'48.697
18	37.077	34.522	23.232	18.841	1'53.672	276,4	12:49'42.369
19	33.931	31.457	21.875	18.556	1'45.819C	278,6	12:51'28.188
20	37.797	33.536	23.459	42.183	2'16.975P	277,1	12:53'45.163
21	5'09.505	32.649	22.315	18.759	6'23.228P		13:00'08.391

**16° 29 N. SPINELLI [1'45.800]**

Lap	Seg.1	Seg.2	Seg.3	Seg.4	Lap Time	km/h	Local Time
1		34.161	23.106	18.953			12:12'20.050
2	35.099	32.703	23.293	18.831	1'49.926	261,7	12:14'09.976
3	34.324	31.891	22.024	18.554	1'46.793C	270,2	12:15'56.769
4	33.795	31.614	<b>21.931</b>	<b>18.460</b>	<b>1'45.800</b>	275,7	12:17'42.569
5	33.750	<b>31.604</b>	22.050	18.562	1'45.966	273,6	12:19'28.535
6	<b>33.585</b>	<b>31.604</b>	22.038	18.643	1'45.870	275,0	12:21'14.405

**17° 50 O. VOSTATEK [1'45.894]**

Lap	Seg.1	Seg.2	Seg.3	Seg.4	Lap Time	km/h	Local Time
1		33.228	23.141	19.114			12:12'12.952
2	34.802	32.295	22.310	18.740	1'48.147	274,3	12:14'01.099
3	34.953	32.272	22.294	19.529	1'49.048	275,7	12:15'50.147
4	34.403	31.760	22.049	<b>18.657</b>	1'46.869	280,0	12:17'37.016
5	35.520	31.562	21.993	18.729	1'47.804C	265,6	12:19'24.820
6	34.242	32.276	22.271	18.746	1'47.535	<b>283,7</b>	12:21'12.355
7	34.086	32.033	<b>21.937</b>	18.719	1'46.775	275,7	12:22'59.130
8	33.968	31.893	22.298	19.035	1'47.194	279,3	12:24'46.324
9	34.270	31.413	21.979	18.717	1'46.379	272,9	12:26'32.703
10	39.808	32.746	23.752	43.494	2'19.800CP	277,1	12:28'52.503
11	15'16.999	33.675	23.411	18.845	16'32.930P		12:45'25.433
12	33.996	31.373	22.222	18.865	1'46.456	277,8	12:47'11.889
13	34.093	31.434	22.179	18.763	1'46.469	272,9	12:48'58.358
14	34.196	31.508	24.946	18.925	1'49.575	274,3	12:50'47.933
15	34.017	31.388	21.984	18.822	1'46.211	276,4	12:52'34.144
16	<b>33.850</b>	31.482	22.057	18.883	1'46.272	275,7	12:54'20.416
17	35.613	31.855	22.070	18.734	1'48.272	275,7	12:56'08.688
18	33.906	<b>31.259</b>	22.015	18.714	<b>1'45.894</b>	278,6	12:57'54.582
19	34.134	33.328	24.115	20.961	1'52.538	278,6	12:59'47.120

**14° 61 C. ONCU [1'45.467]**

Lap	Seg.1	Seg.2	Seg.3	Seg.4	Lap Time	km/h	Local Time
1		32.996	22.549	19.010			12:12'40.284
2	34.855	31.970	22.000	18.987	1'47.812C	272,9	12:14'28.096
3	34.316	32.508	22.605	18.780	1'48.209C	272,3	12:16'16.305
4	34.163	31.828	22.269	18.903	1'47.163	272,9	12:18'03.468
5	33.906	31.704	21.932	18.876	1'46.418	273,6	12:19'49.886
6	33.959	31.618	21.892	18.835	1'46.304	276,4	12:21'36.190
7	33.896	31.634	21.901	19.311	1'46.742C	274,3	12:23'22.932
8	34.050	31.765	27.415	19.553	1'52.783	272,3	12:25'15.715
9	33.863	31.503	22.101	18.696	1'46.163	274,3	12:27'01.878
10	36.497	32.806	25.989	39.883	2'15.175P	<b>277,1</b>	12:29'17.053
11	9'52.949	37.306	30.192	18.929	11'19.376P		12:40'36.429
12	34.448	31.917	22.131	18.942	1'47.438	273,6	12:42'23.867
13	33.687	31.375	21.881	18.730	1'45.673	273,6	12:44'09.540
14	33.681	<b>31.369</b>	21.940	18.801	1'45.791	273,6	12:45'55.331
15	42.722	32.264	23.641	40.300	2'18.927P	271,6	12:48'14.258
16	4'44.636	32.761	27.065	22.686	6'07.148P		12:54'21.406
17	34.140	31.621	22.108	18.706	1'46.575	275,7	12:56'07.981
18	<b>33.595</b>	31.407	<b>21.780</b>	<b>18.685</b>	<b>1'45.467</b>	275,0	12:57'53.448
19	37.656	38.943	22.651	19.099	1'58.349	275,0	12:59'51.797

**15° 72 Y. RUIZ [1'45.610]**

Lap	Seg.1	Seg.2	Seg.3	Seg.4	Lap Time	km/h	Local Time
1		33.444	22.763	19.124			12:12'34.551
2	34.554	31.969	22.178	19.125	1'47.826	271,6	12:14'22.377
3	34.055	32.032	22.050	18.871	1'47.008	270,2	12:16'09.385
4	33.852	31.650	21.923	18.708	1'46.133	272,9	12:17'55.518
5	33.809	31.668	22.176	18.725	1'46.378	<b>274,3</b>	12:19'41.896
6	33.859	31.410	22.050	18.677	1'45.996	<b>274,3</b>	12:21'27.892
7	33.933	31.576	22.082	18.781	1'46.372	272,3	12:23'14.264

**18° 17 J. MCPHEE [1'45.900]**

Lap	Seg.1	Seg.2	Seg.3	Seg.4	Lap Time	km/h	Local Time
1		33.775	23.017	18.840			12:13'57.252
2	34.485	31.629	22.076	18.933	1'47.123	270,2	12:15'44.375
3	34.194	31.902	22.319	18.797	1'47.212	280,7	12:17'31.587
4	34.131	32.268	22.938	18.926	1'48.263	279,3	12:19'19.850
5	34.524	39.136	23.209	19.230	1'56.099	275,0	12:21'15.949
6	34.149	31.547	22.198	<b>18.608</b>	1'46.502	280,7	12:23'02.451
7	34.063	32.392	23.821	20.384	1'50.660	272,3	12:24'53.111
8	34.260	31.986	22.524	18.810	1'47.580	278,6	12:26'40.691
9	34.121	31.523	22.222	18.850	1'46.716	277,8	12:28'27.407
10	33.995	31.770	22.560	18.843	1'47.168	277,8	12:30'14.575
11	38.740	34.365	23.748	41.871	2'18.724P	275,7	12:32'33.299
12	14'13.293	32.554	29.314	24.700	15'39.861P		12:48'13.160
13	34.544	33.383	22.435	18.989	1'49.351	275,0	12:50'02.511
14	33.947	31.405	22.195	18.648	1'46.195C	272,9	12:51'48.706
15	33.832	<b>31.314</b>	22.256	18.805	1'46.207	280,7	12:53'34.913

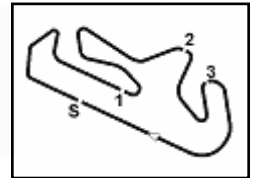
29/09/2023

P = Pits In/Out - C = Lap Time Cancelled

These data/results cannot be reproduced, stored and/or transmitted in whole or in part by any manner of electronic, mechanical, photocopying, recording, broadcasting or otherwise now known or herein after developed without the previous express consent by the copyright owner, except for reproduction in daily press and regular printed publications on sale to the public within 60 days of the event related to those data/results and always provided that copyright symbol appears together as follows below.

© DORNA WSBK ORGANIZATION Srl 2023





Portimao 4.592 m

**Pirelli Portuguese Round, 29 September - 1 October 2023**  
**Chronological Analysis Free Practice 1st Session**

4 / 6

16	33.772	31.519	<b>21.914</b>	18.695	<b>1'45.900</b>	280,0	12:55'20.813
17	<b>33.703</b>	32.522	23.295	18.865	1'48.385	<b>283,7</b>	12:57'09.198

5	34.271	32.052	22.669	18.901	1'47.893	272,3	12:19'40.534
6	34.229	31.932	22.564	18.907	1'47.632	272,9	12:21'28.166
7	34.266	31.741	22.355	18.956	1'47.318	276,4	12:23'15.484
8	38.410	33.067	27.254	19.973	1'58.704	271,6	12:25'14.188
9	34.311	31.912	22.464	18.834	1'47.521	271,6	12:27'01.709
10	36.908	32.731	25.017	43.194	2'17.850P	271,6	12:29'19.559
11	11'25.937	32.113	22.757	18.785	1'23'39.592P	12:41'59.151	
12	34.046	31.768	22.330	18.785	1'46.929	<b>279,3</b>	12:43'46.080
13	33.997	<b>31.504</b>	<b>22.175</b>	18.724	<b>1'46.400</b>	275,7	12:45'32.480
14	34.128	31.612	23.011	<b>18.674</b>	1'47.425	275,0	12:47'19.905
15	34.224	31.880	25.888	19.146	1'51.138	275,7	12:49'11.043
16	37.188	32.578	22.934	41.161	2'13.861P	277,1	12:51'24.904
17	3'26.757	32.256	23.035	18.827	1'40.875P	12:56'05.779	
18	<b>33.929</b>	31.527	22.228	18.884	1'46.568	275,0	12:57'52.347
19	34.686	32.445	25.988	20.789	1'53.908	271,6	12:59'46.255

**19° 69 T. BOOTH-AMOS [1'45.927]**

Lap	Seg1	Seg2	Seg3	Seg4	Lap Time	km/h	Local Time
1		33.081	23.051	19.023			12:12'21.338
2	34.742	1'03.677	26.970	40.036	2'45.425P	270,9	12:15'06.763
3	13'36.228	32.914	22.987	19.091	1'45'1.220P	12:29'57.983	
4	34.587	32.192	22.306	18.862	1'47.947	267,6	12:31'45.930
5	34.380	31.668	21.991	18.700	1'46.739	269,6	12:33'32.669
6	34.530	33.458	24.675	41.461	2'14.124CP	270,2	12:35'46.793
7	8'22.437	33.573	23.435	18.711	9'38.156P	12:45'24.949	
8	36.062	31.817	22.484	18.767	1'49.130	272,9	12:47'14.079
9	33.998	31.486	22.046	<b>18.512</b>	1'46.042	273,6	12:49'00.121
10	34.189	31.724	21.950	18.654	1'46.517	<b>276,4</b>	12:50'46.638
11	34.158	31.502	<b>21.947</b>	18.709	1'46.316	270,9	12:52'32.954
12	34.139	31.405	21.972	18.660	1'46.176	270,2	12:54'19.130
13	33.975	<b>31.301</b>	22.011	18.640	<b>1'45.927</b>	268,9	12:56'05.057
14	<b>33.792</b>	31.740	28.029	40.750	2'14.311P	270,2	12:58'19.368

**23° 95 T. MACKENZIE [1'46.438]**

Lap	Seg1	Seg2	Seg3	Seg4	Lap Time	km/h	Local Time
1		33.413	22.870	19.159			12:12'41.625
2	35.459	32.556	22.412	18.911	1'49.338C	268,9	12:14'30.963
3	35.144	32.182	22.258	18.907	1'48.491C	269,6	12:16'19.454
4	34.535	32.083	22.252	<b>18.713</b>	1'47.583	<b>272,3</b>	12:18'07.037
5	34.286	32.525	22.126	18.958	1'47.895	<b>272,3</b>	12:19'54.932
6	34.415	31.934	22.044	18.934	1'47.327	271,6	12:21'42.259
7	34.281	32.078	22.208	18.897	1'47.464	270,9	12:23'29.723
8	34.165	31.630	22.165	18.901	1'46.861	270,2	12:25'16.584
9	44.985	32.708	23.726	41.979	2'23.398P	269,6	12:27'39.982
10	15'59.415	32.610	22.664	19.323	17'14.012P	12:44'53.994	
11	34.361	31.730	22.308	19.043	1'47.442	267,6	12:46'41.436
12	33.949	31.555	22.275	18.944	1'46.723	269,6	12:48'28.159
13	<b>33.909</b>	33.175	22.396	19.015	1'48.495	270,2	12:50'16.654
14	33.957	31.576	22.290	18.843	1'46.666	270,9	12:52'03.320
15	34.091	<b>31.470</b>	<b>21.971</b>	18.906	<b>1'46.438</b>	270,2	12:53'49.758
16	43.341	33.150	23.931	41.525	2'21.947P	270,9	12:56'11.705
17	1'34.224	32.716	22.645	19.116	2'48.701P	12:59'00.406	

**20° 22 F. FULIGNI [1'46.091]**

Lap	Seg1	Seg2	Seg3	Seg4	Lap Time	km/h	Local Time
1		34.446	24.514	20.304			12:12'25.540
2	36.147	34.015	23.176	18.895	1'52.233	263,0	12:14'17.773
3	34.745	32.460	22.608	18.978	1'48.791	272,3	12:16'06.564
4	34.525	32.100	22.390	18.725	1'47.740	273,6	12:17'54.304
5	34.226	32.068	22.376	18.872	1'47.542	273,6	12:19'41.846
6	34.424	31.746	22.105	18.774	1'47.049	275,7	12:21'28.895
7	34.346	31.788	22.335	18.834	1'47.303	276,4	12:23'16.198
8	34.420	31.581	22.212	18.713	1'46.926	263,0	12:25'03.124
9	34.760	32.588	23.508	38.996	2'09.852P	274,3	12:27'12.976
10	12'38.533	33.082	24.308	19.335	13'55.258P	12:41'08.234	
11	34.724	32.001	22.269	18.946	1'47.940	270,9	12:42'56.174
12	34.515	31.680	22.226	18.854	1'47.275	263,7	12:44'43.449
13	34.022	31.586	<b>22.046</b>	18.865	1'46.519	273,6	12:46'29.968
14	34.168	31.702	22.184	18.791	1'46.845	267,6	12:48'16.813
15	<b>33.924</b>	<b>31.370</b>	22.115	<b>18.682</b>	<b>1'46.091</b>	273,6	12:50'02.904
16	34.081	31.502	22.086	18.685	1'46.354C	276,4	12:51'49.258
17	33.935	31.782	23.588	22.707	1'52.012	<b>277,1</b>	12:53'41.270
18	34.336	31.993	25.188	19.525	1'51.042	274,3	12:55'32.312
19	39.070	32.462	23.092	18.835	1'53.459	272,3	12:57'25.771
20	34.169	31.620	22.179	18.821	1'46.789	272,9	12:59'12.560

**24° 51 A. SARMOON [1'46.479]**

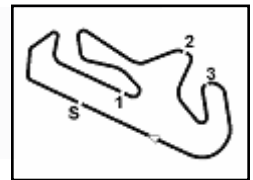
Lap	Seg1	Seg2	Seg3	Seg4	Lap Time	km/h	Local Time
1		34.204	23.040	19.190			12:11'58.248
2	35.836	32.913	23.137	19.350	1'51.236	263,0	12:13'49.484
3	35.444	33.722	22.622	18.971	1'50.759	266,9	12:15'40.243
4	35.755	32.962	22.200	18.976	1'49.893	270,2	12:17'30.136
5	34.909	32.667	22.429	18.988	1'48.993	271,6	12:19'19.129
6	36.115	33.586	22.263	18.893	1'50.857	268,9	12:21'09.986
7	34.323	32.659	22.348	18.871	1'48.201	272,9	12:22'58.187
8	34.716	31.870	22.239	18.939	1'47.764	270,2	12:24'45.951
9	34.334	32.521	22.439	18.943	1'48.237	270,9	12:26'34.188
10	34.256	32.292	22.414	19.084	1'48.046	273,6	12:28'22.234
11	34.523	32.233	22.357	18.942	1'48.055	270,9	12:30'10.289
12	34.388	32.261	22.423	42.503	2'11.575P	272,9	12:32'21.864
13	9'52.303	34.574	23.849	18.746	11'09.472P	12:43'31.336	
14	34.943	32.223	22.697	24.446	1'54.309	275,0	12:45'25.645
15	34.378	31.674	22.360	18.654	1'47.066	<b>275,7</b>	12:47'12.711
16	34.415	31.723	22.206	<b>18.601</b>	1'46.945	272,9	12:48'59.656
17	34.642	32.156	25.770	24.135	1'56.703	270,2	12:50'56.359
18	38.214	35.051	25.337	19.483	1'58.085	271,6	12:52'54.444
19	35.417	32.681	24.023	18.644	1'50.765	270,2	12:54'45.209
20	34.359	<b>31.363</b>	<b>21.995</b>	18.762	<b>1'46.479</b>	257,4	12:56'31.688
21	<b>33.966</b>	31.611	22.247	18.686	1'46.510	273,6	12:58'18.198
22	34.361	32.179	26.172	18.814	1'51.526	273,6	13:00'09.724

**21° 99 A. HUERTAS [1'46.333]**

Lap	Seg1	Seg2	Seg3	Seg4	Lap Time	km/h	Local Time
1		32.899	22.984	18.988			12:12'27.026
2	34.709	31.903	22.425	<b>18.703</b>	1'47.740	265,6	12:14'14.766
3	34.160	1'32.210	29.075	41.600	3'17.045P	272,3	12:17'31.811
4	25'33.384	34.673	22.713	38.446	27'09.216P	12:44'41.027	
5	5'41.033	32.070	22.432	19.093	6'54.628CP	12:51'35.655	
6	34.520	34.093	22.214	18.922	1'49.749	266,9	12:53'25.404
7	34.213	<b>31.332</b>	22.215	18.932	1'46.692	270,9	12:55'12.096
8	34.006	31.417	<b>22.035</b>	18.875	<b>1'46.333</b>	271,6	12:56'58.429
9	33.999	31.392	22.139	18.897	1'46.427	272,3	12:58'44.856
10	<b>33.845</b>	31.378	24.681	18.974	1'48.878	<b>273,6</b>	13:00'33.734

**22° 73 M. KOFLER [1'46.400]**

Lap	Seg1	Seg2	Seg3	Seg4	Lap Time	km/h	Local Time
1		34.720	23.400	19.250			12:12'24.107
2	35.224	32.454	22.803	18.886	1'49.367	270,2	12:14'13.474
3	34.348	34.921					



Portimao 4.592 m

**Pirelli Portuguese Round, 29 September - 1 October 2023**  
**Chronological Analysis Free Practice 1st Session**

5 / 6

1		33.411	22.842	19.286			12:12'10.118
2	35.979	32.866	22.514	19.159	1'50.518	253,2	12:14'00.636
3	35.221	32.077	22.346	18.895	1'48.539	266,9	12:15'49.175
4	34.749	31.742	22.176	18.708	1'47.375	268,2	12:17'36.550
5	34.887	31.856	22.200	<b>18.683</b>	1'47.626	253,8	12:19'24.176
6	34.700	32.576	22.746	18.725	1'48.747	268,2	12:21'12.923
7	34.505	32.448	22.333	18.954	1'48.240	270,2	12:23'01.163
8	34.265	32.645	22.036	18.796	1'47.742	271,6	12:24'48.905
9	34.418	31.729	22.047	18.794	1'46.988	272,9	12:26'35.893
10	34.321	31.732	22.058	18.810	1'46.921	272,9	12:28'22.814
11	34.432	31.925	25.860	19.935	1'52.152	270,9	12:30'14.966
12	34.215	31.538	22.059	18.880	1'46.692	<b>273,6</b>	12:32'01.658
13	34.167	31.539	21.977	18.812	<b>1'46.495</b>	271,6	12:33'48.153
14	33.995	36.121	23.572	40.812	2'14.500CP	271,6	12:36'02.653
15	13'03.541	33.126	22.284	18.890	1'41'7.841P		12:50'20.494
16	34.938	31.910	22.136	18.905	1'47.889	272,3	12:52'08.383
17	34.303	31.661	22.175	18.827	1'46.966	272,9	12:53'55.349
18	34.310	<b>31.476</b>	<b>21.913</b>	18.801	1'46.500	272,3	12:55'41.849
19	34.173	33.887	27.324	18.836	1'54.220	271,6	12:57'36.069
20	<b>34.016</b>	31.798	22.122	18.829	1'46.765	271,6	12:59'22.834

28° 88 A. MIGNO [1'46.869]							
Lap	Seg.1	Seg.2	Seg.3	Seg.4	Lap Time	km/h	Local Time
1		34.046	23.317	19.375			12:12'32.092
2	35.357	32.775	22.839	19.303	1'50.274	261,7	12:14'22.366
3	35.030	32.441	22.674	19.317	1'49.462	253,8	12:16'11.828
4	37.976	37.520	31.316	40.268	2'27.080P	256,2	12:18'38.908
5	6'09.424	34.163	22.627	19.126	7'25.340P		12:26'04.248
6	34.941	32.115	22.373	19.064	1'48.493	268,9	12:27'52.741
7	34.603	32.289	22.220	19.035	1'48.147	268,9	12:29'40.888
8	34.492	32.005	22.267	18.937	1'47.701	268,9	12:31'28.589
9	34.423	31.894	22.318	18.879	1'47.514	268,2	12:33'16.103
10	38.770	34.561	24.364	39.758	2'17.453CP	268,2	12:35'33.556
11	13'18.278	32.267	22.230	19.064	14'31.839P		12:50'05.395
12	34.485	31.941	22.173	18.894	1'47.493C	270,2	12:51'52.888
13	34.295	31.837	22.199	18.924	1'47.255	270,9	12:53'40.143
14	36.650	31.926	27.053	19.526	1'55.155	270,2	12:55'35.298
15	34.242	<b>31.617</b>	23.484	18.940	1'48.283	<b>272,9</b>	12:57'23.581
16	<b>34.224</b>	31.725	<b>22.078</b>	<b>18.842</b>	<b>1'46.869</b>	268,9	12:59'10.450

29° 16 Y. OKAYA [1'46.877]							
Lap	Seg.1	Seg.2	Seg.3	Seg.4	Lap Time	km/h	Local Time
1		34.333	23.597	19.034			12:12'04.974
2	36.375	33.486	23.065	19.025	1'51.951	268,2	12:13'56.925
3	34.887	32.655	22.668	18.784	1'48.994	268,2	12:15'45.919
4	34.717	32.931	23.041	18.779	1'49.468	270,2	12:17'35.387
5	34.625	32.686	22.650	18.668	1'48.629	271,6	12:19'24.016
6	34.651	32.602	22.758	<b>18.550</b>	1'48.561	270,2	12:21'12.577
7	34.610	32.562	23.364	18.606	1'49.142	272,3	12:23'01.719
8	34.451	32.600	22.424	18.727	1'48.202	270,2	12:24'49.921
9	34.838	33.614	23.134	42.063	2'13.649P	270,9	12:27'03.570
10	12'36.349	33.174	22.599	18.768	13'50.890P		12:40'54.460
11	34.487	32.420	22.419	18.602	1'47.928	270,2	12:42'42.388
12	36.655	32.589	22.637	18.786	1'50.667	<b>273,6</b>	12:44'33.055
13	34.313	32.462	23.043	18.817	1'48.635	270,2	12:46'21.690
14	34.204	32.379	22.472	18.702	1'47.757	269,6	12:48'09.447
15	34.076	32.076	22.663	18.555	1'47.370	270,2	12:49'56.817
16	36.270	33.794	22.809	18.593	1'51.466C	272,9	12:51'48.283
17	34.334	32.078	22.636	18.626	1'47.674	270,9	12:53'35.957
18	<b>34.034</b>	<b>31.982</b>	<b>22.253</b>	18.608	<b>1'46.877</b>	270,9	12:55'22.834
19	36.848	33.985	23.357	40.910	2'15.100P	270,9	12:57'37.934

26° 35 L. TACCINI [1'46.574]							
Lap	Seg.1	Seg.2	Seg.3	Seg.4	Lap Time	km/h	Local Time
1		34.530	23.715	19.554			12:12'09.119
2	36.577	33.026	22.618	19.142	1'51.363	269,6	12:14'00.482
3	34.956	32.269	22.368	18.933	1'48.526	272,9	12:15'49.008
4	35.266	32.643	22.349	18.861	1'49.119	274,3	12:17'38.127
5	34.750	32.141	22.641	18.845	1'48.377	274,3	12:19'26.504
6	34.400	32.326	22.341	18.841	1'47.908	278,6	12:21'14.412
7	34.623	32.107	22.258	<b>18.682</b>	1'47.670	274,3	12:23'02.082
8	35.790	32.991	22.645	40.179	2'11.605P	<b>280,7</b>	12:25'13.687
9	14'00.340	33.519	30.913	18.944	15'23.716P		12:40'37.403
10	34.467	31.954	22.592	18.819	1'47.832	271,6	12:42'25.235
11	34.279	31.925	22.153	18.878	1'47.235	272,3	12:44'12.470
12	34.399	32.532	24.538	18.872	1'50.341C	269,6	12:46'02.811
13	34.443	32.132	22.228	18.953	1'47.756	275,0	12:47'50.567
14	34.293	31.890	22.118	18.906	1'47.207	269,6	12:49'37.774
15	34.410	32.090	22.215	19.044	1'47.759	271,6	12:51'25.533
16	35.350	34.707	29.773	20.252	2'00.082	270,2	12:53'25.615
17	34.407	<b>31.614</b>	22.048	18.794	1'46.863	274,3	12:55'12.478
18	34.090	31.642	<b>22.023</b>	18.819	<b>1'46.574</b>	273,6	12:56'59.052
19	34.051	31.973	22.218	18.830	1'47.072	273,6	12:58'46.124
20	<b>34.027</b>	31.659	22.341	19.010	1'47.037	275,7	13:00'33.161

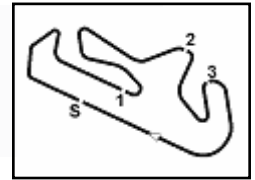
30° 68 L. POWER [1'47.068]							
Lap	Seg.1	Seg.2	Seg.3	Seg.4	Lap Time	km/h	Local Time
1		34.718	23.577	19.264			12:12'22.155
2	35.683	33.227	22.940	19.242	1'51.092	266,9	12:14'13.247
3	35.090	33.209	22.897	19.047	1'50.243C	264,3	12:16'03.490
4	34.848	37.050	23.644	39.876	2'15.418CP	268,2	12:18'18.908
5	6'13.489	32.316	22.806	19.132	7'27.743P		12:25'46.651
6	34.761	32.585	22.920	18.964	1'49.230C	268,2	12:27'35.881
7	34.550	32.481	22.563	18.933	1'48.527	268,2	12:29'24.408
8	34.694	33.025	28.476	18.936	1'55.131	266,2	12:31'19.539
9	34.535	32.162	22.724	18.905	1'48.326	266,9	12:33'07.865
10	34.475	35.112	25.268	39.575	2'14.430CP	266,2	12:35'22.295
11	4'17.609	33.397	22.877	<b>18.751</b>	5'32.634P		12:40'54.929
12	34.273	32.172	30.402	25.753	2'02.600	<b>272,9</b>	12:42'57.529
13	34.538	32.210	22.649	18.838	1'48.235	268,2	12:44'45.764
14	34.385	32.272	22.502	18.953	1'48.112	269,6	12:46'33.876
15	34.490	32.180	22.538	18.803	1'48.011	266,9	12:48'21.887
16	36.567	33.550	25.974	18.857	1'54.948	269,6	12:50'16.835
17	34.245	<b>31.663</b>	<b>22.321</b>	18.839	<b>1'47.068</b>	266,2	12:52'03.903
18	35.096	32.602	24.955	19.498	1'52.151	271,6	12:53'56.054
19	<b>34.202</b>	31.902	22.398	18.843	1'47.345	270,2	12:55'43.399
20	34.491	34.495	23.858	42.080	2'14.924P	268,9	12:57'58.323

29/09/2023 P = Pits In/Out - C = Lap Time Cancelled

These data/results cannot be reproduced, stored and/or transmitted in whole or in part by any manner of electronic, mechanical, photocopying, recording, broadcasting or otherwise now known or herein after developed without the previous express consent by the copyright owner, except for reproduction in daily press and regular printed publications on sale to the public within 60 days of the event related to those data/results and always provided that copyright symbol appears together as follows below.

© DORNA WSBK ORGANIZATION Srl 2023





**Pirelli Portuguese Round, 29 September - 1 October 2023**  
**Chronological Analysis Free Practice 1st Session**

31° 26 M. NORRODIN [1'47.650]							
Lap	Seg.1	Seg.2	Seg.3	Seg.4	Lap Time	km/h	Local Time
1		34.341	23.489	19.197			12:12'34.520
2	36.012	32.860	22.477	19.416	1'50.765C	263,7	12:14'25.285
3	36.045	33.201	23.127	37.451	2'09.824P	267,6	12:16'35.109
4	6'22.701	33.315	22.580	19.249	7'37.845P		12:24'12.954
5	35.098	32.422	22.633	18.883	1'49.036	270,2	12:26'01.990
6	34.997	32.398	22.473	19.062	1'48.930C	270,9	12:27'50.920
7	34.886	34.485	22.200	18.905	1'50.476	268,9	12:29'41.396
8	34.715	32.059	22.178	18.946	1'47.898	269,6	12:31'29.294
9	34.620	<b>31.729</b>	22.552	18.749	<b>1'47.650</b>	<b>272,3</b>	12:33'16.944
10	37.026	37.842	24.318	39.349	2'18.535CP	270,2	12:35'35.479
11	11'35.593	32.578	22.527	18.915	12'49.613P		12:48'25.092
12	34.699	32.554	22.302	18.942	1'48.497	266,2	12:50'13.589
13	34.612	32.201	22.353	18.877	1'48.043	270,2	12:52'01.632
14	<b>34.556</b>	33.855	<b>22.121</b>	<b>18.735</b>	1'49.267	268,2	12:53'50.899
15	41.208	31.962	22.156	19.297	1'54.623	271,6	12:55'45.522
16	58.489	38.196	24.741	40.876	2'42.302P	269,6	12:58'27.824

32° 98 M. ABE [1'50.165]							
Lap	Seg.1	Seg.2	Seg.3	Seg.4	Lap Time	km/h	Local Time
1		35.214	24.472	20.113			12:12'24.181
2	36.772	34.438	23.937	19.336	1'54.483	263,0	12:14'18.664
3	35.843	34.403	23.396	19.535	1'53.177	266,9	12:16'11.841
4	35.957	33.817	23.352	19.250	1'52.376	255,6	12:18'04.217
5	35.654	34.157	23.224	19.486	1'52.521	270,2	12:19'56.738
6	35.494	33.250	23.279	19.186	1'51.209	269,6	12:21'47.947
7	35.376	33.175	22.977	19.346	1'50.874	270,2	12:23'38.821
8	35.655	33.330	23.120	19.355	1'51.460	270,9	12:25'30.281
9	35.788	33.318	24.916	45.589	2'19.611P	266,9	12:27'49.892
10	6'31.617	39.646	25.436	42.289	8'18.988CP		12:36'08.880
11	3'08.738	33.920	23.061	19.393	4'25.112P		12:40'33.992
12	35.622	34.040	23.282	19.406	1'52.350	264,9	12:42'26.342
13	35.429	32.842	23.206	38.867	2'10.344P	270,9	12:44'36.686
14	5'46.090	33.219	<b>22.778</b>	19.184	7'01.271CP		12:51'37.957
15	35.340	<b>32.777</b>	22.950	<b>19.098</b>	<b>1'50.165</b>	267,6	12:53'28.122
16	35.204	33.113	23.025	19.195	1'50.537	268,2	12:55'18.659
17	<b>35.173</b>	32.957	23.202	19.191	1'50.523	269,6	12:57'09.182
18	35.637	33.561	23.426	19.313	1'51.937	<b>272,3</b>	12:59'01.119

29/09/2023

P = Pits In/Out - C = Lap Time Cancelled

These data/results cannot be reproduced, stored and/or transmitted in whole or in part by any manner of electronic, mechanical, photocopying, recording, broadcasting or otherwise now known or herein after developed without the previous express consent by the copyright owner, except for reproduction in daily press and regular printed publications on sale to the public within 60 days of the event related to those data/results and always provided that copyright symbol appears together as follows below.

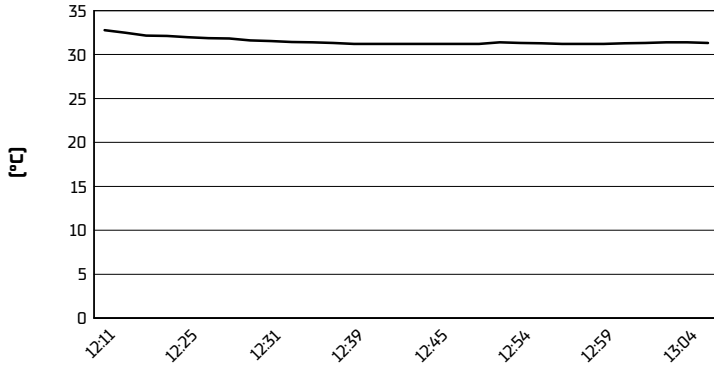
© DORNA WSBK ORGANIZATION Srl 2023

**Pirelli Portuguese Round, 29 September - 1 October 2023**

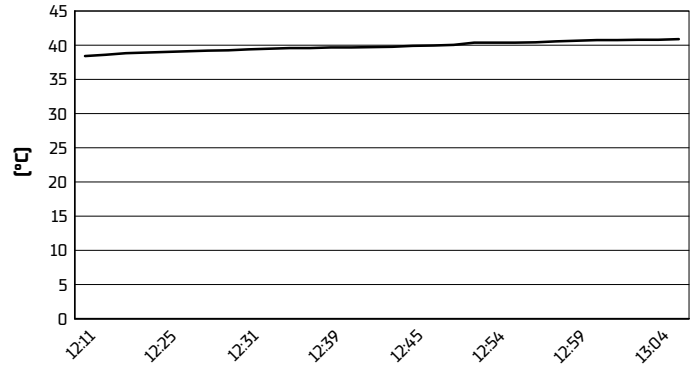
**Weather Report Free Practice 1st Session**

Session started 12:10 - Session ended 13:07

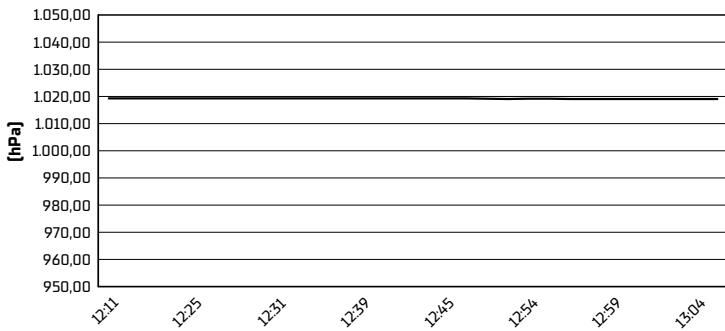
**Air Temperature**



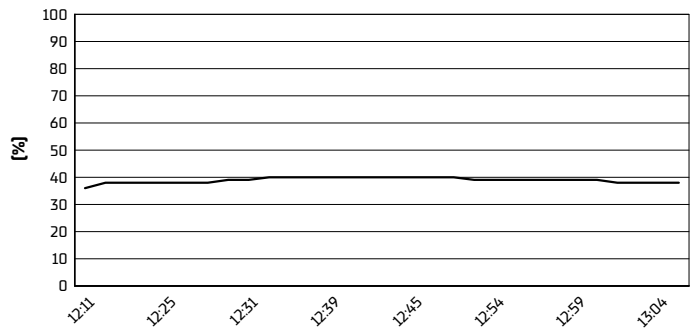
**Track Temperature**



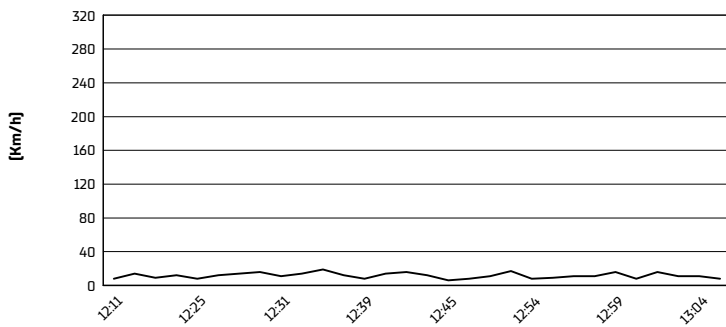
**Air Pressure**



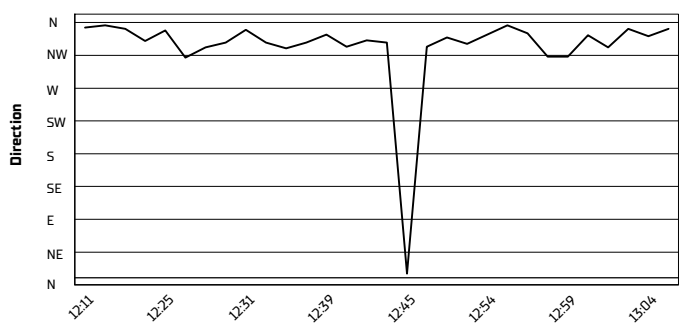
**Humidity**



**Wind Speed**



**Wind Direction**



29/09/2023

These data/results cannot be reproduced, stored and/or transmitted in whole or in part by any manner of electronic, mechanical, photocopying, recording, broadcasting or otherwise now known or herein after developed without the previous express consent by the copyright owner, except for reproduction in daily press and regular printed publications on sale to the public within 60 days of the event related to those data/results and always provided that copyright symbol appears together as follows below.

© DORNA WSBK ORGANIZATION Srl 2023