

Pirelli Portuguese Round, 29 September - 1 October 2023
Results Free Practice 2nd Session

No.	Rider	Nat	Team	Bike	Class	Time	Gap	Rel.	Laps	Speed	
										Avg	Max
1	9 J. NAVARRO	ESP	Ten Kate Racing Yamaha	Yamaha YZF R6		1'43.849			17	159,185	274,3
2	55 Y. MONTELLA	ITA	Barni Spark Racing Team	Ducati Panigale V2		1'43.878	0.029	0.029	20	159,141	279,3
3	11 N. BULEGA	ITA	Aruba.it Racing WorldSSP Team	Ducati Panigale V2		1'43.883	0.034	0.005	19	159,133	277,8
4	94 V. DEBISE	FRA	GMT94 Yamaha	Yamaha YZF R6		1'44.137	0.288	0.254	18	158,745	275,7
5	48 L. DALLA PORTA	ITA	Evan Bros. WorldSSP Yamaha Team	Yamaha YZF R6		1'44.471	0.622	0.334	16	158,237	278,6
6	62 S. MANZI	ITA	Ten Kate Racing Yamaha	Yamaha YZF R6		1'44.511	0.662	0.040	12	158,177	274,3
7	3 R. DE ROSA	ITA	Orelac Racing Verdatura	Ducati Panigale V2		1'44.550	0.701	0.039	17	158,118	275,0
8	64 F. CARICASULO	ITA	Althea Racing Team	Ducati Panigale V2		1'44.557	0.708	0.007	19	158,107	281,5
9	23 M. SCHROETTER	GER	MV Agusta Reparto Corse	MV Agusta F3 800 RR		1'44.564	0.715	0.007	19	158,096	275,0
10	66 N. TUULI	FIN	PTR Triumph	Triumph Street Triple RS 765		1'44.657	0.808	0.093	16	157,956	272,3
11	28 G. VAN STRAALLEN	NED	EAB Racing Team	Yamaha YZF R6		1'44.690	0.841	0.033	13	157,906	277,1
12	69 T. BOOTH-AMOS	GBR	Motozoo ME AIR Racing	Kawasaki ZX-6R	*	1'44.774	0.925	0.084	17	157,780	275,7
13	61 C. ONCU	TUR	Kawasaki Puccetti Racing	Kawasaki ZX-6R	*	1'44.777	0.928	0.003	16	157,775	275,7
14	72 Y. RUIZ	ESP	MDR Offtec Yamaha	Yamaha YZF R6		1'44.945	1.096	0.168	20	157,523	271,6
15	99 A. HUERTAS	ESP	MTM Kawasaki	Kawasaki ZX-6R		1'45.187	1.338	0.242	14	157,160	275,7
16	54 B. SOFUOGLU	TUR	MV Agusta Reparto Corse	MV Agusta F3 800 RR		1'45.217	1.368	0.030	18	157,115	277,8
17	50 O. VOSTATEK	CZE	PTR Triumph	Triumph Street Triple RS 765		1'45.295	1.446	0.078	18	156,999	279,3
18	71 T. EDWARDS	AUS	Yart-Yamaha WorldSSP Team	Yamaha YZF R6	*	1'45.355	1.506	0.060	15	156,909	279,3
19	17 J. MCPHEE	GBR	D34G Racing	Ducati Panigale V2		1'45.619	1.770	0.264	13	156,517	281,5
20	73 M. KOFLER	AUT	D34G Racing	Ducati Panigale V2	*	1'45.786	1.937	0.167	18	156,270	280,0
21	95 T. MACKENZIE	GBR	PETRONAS MIE Racing Honda Team	Honda CBR600RR		1'45.872	2.023	0.086	14	156,143	271,6
22	27 A. DIAZ	ESP	Arco Yart Yamaha WorldSSP	Yamaha YZF R6	*	1'45.888	2.039	0.016	19	156,120	275,0
23	22 F. FULIGNI	ITA	Orelac Racing Verdatura	Ducati Panigale V2	*	1'46.015	2.166	0.127	17	155,933	279,3
24	51 A. SARMOON	THA	Yamaha Thailand Racing Team	Yamaha YZF R6		1'46.091	2.242	0.076	18	155,821	277,1
25	45 T. SMITS	NED	Yamaha Thailand Racing Team	Yamaha YZF R6		1'46.299	2.450	0.208	18	155,516	273,6
26	88 A. MIGNO	ITA	PETRONAS MIE Racing Honda Team	Honda CBR600RR		1'46.454	2.605	0.155	17	155,290	273,6
27	35 L. TACCINI	ITA	Vince64 by Puccetti Racing	Kawasaki ZX-6R		1'46.842	2.993	0.388	19	154,726	277,1
28	16 Y. OKAYA	JPN	ProDina Kawasaki Racing	Kawasaki ZX-6R	*	1'47.159	3.310	0.317	3	154,268	274,3
29	68 L. POWER	AUS	Motozoo ME AIR Racing	Kawasaki ZX-6R	*	1'47.270	3.421	0.111	15	154,108	272,9
30	26 M. NORRODIN	MAS	PETRONAS MIE Racing Honda Team	Honda CBR600RR		1'47.314	3.465	0.044	18	154,045	271,6
31	98 M. ABE	JPN	VFT Racing WEBIKE Yamaha	Yamaha YZF R6	*	1'48.785	4.936	1.471	19	151,962	269,6
----- Out 105% in this Session -----											
32	29 N. SPINELLI	ITA	VFT Racing WEBIKE Yamaha	Yamaha YZF R6					0		

Qualifying Lap Time (105% of 1'43.849): 1'49.042

* WorldSSP Challenge

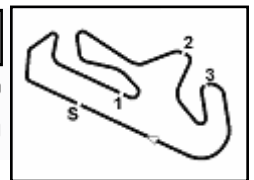
AIR	Humidity:	35%	Temp:	31°C
TRACK	Condition:	Dry	Temp:	42°C

Records	Pole	(SP)	2022	D.Aegerter	1'43.065	160,400	Km/h
	Race	(RC2)	2022	R.De Rosa	1'44.123	158,770	Km/h
	All Times	(SP)	2022	D.Aegerter	1'43.065	160,400	Km/h

Start 29/09/2023 16:00 End 16:48 The results are provisional until the end of the time limit for protests and appeals and the completion of the technical checks.

These data/results cannot be reproduced, stored and/or transmitted in whole or in part by any manner of electronic, mechanical, photocopying, recording, broadcasting or otherwise now known or herein after developed without the previous express consent by the copyright owner, except for reproduction in daily press and regular printed publications on sale to the public within 60 days of the event related to those data/results and always provided that copyright symbol appears together as follows below.

© DORNA WSBK ORGANIZATION Srl 2023



Pirelli Portuguese Round, 29 September - 1 October 2023
Results Free Practice 2nd Session

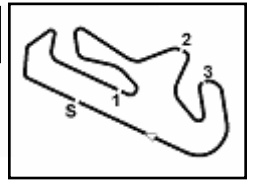
Session Highlights

Local Time	No. Rider	Description
16.00.00		Start
16.04.40	68 L. POWER	On the Gravel - Re-Joined - Turn 1
16.06.22	35 L. TACCINI	Lap Cancelled [1'48.259] - Exceeded Track Limits - Turn 4
16.07.17	62 S. MANZI	Lap Cancelled [1'45.330] - Exceeded Track Limits - Turn 15
16.08.27	16 Y. OKAYA	Crashed - Turn 8
16.08.52	28 G. VAN STRAALEN	Lap Cancelled [1'45.708] - Exceeded Track Limits - Turn 8
16.09.20	69 T. BOOTH-AMOS	Lap Cancelled [1'45.679] - Exceeded Track Limits - Turn 15
16.10.57	35 L. TACCINI	Lap Cancelled [1'47.922] - Yellow Flag - Turn 8
16.10.59	62 S. MANZI	Crashed - Turn 3
16.11.02	48 L. DALLA PORTA	Lap Cancelled [1'46.183] - Yellow Flag - Turn 8
16.11.07	22 F. FULIGNI	Lap Cancelled [1'46.237] - Yellow Flag - Turn 8
16.11.10	62 S. MANZI	Re-joined
16.11.12	98 M. ABE	Lap Cancelled [1'50.343] - Yellow Flag - Turn 8
16.11.17	50 O. VOSTATEK	Lap Cancelled [1'52.727] - Yellow Flag - Turn 8
16.11.22	64 F. CARICASULO	Lap Cancelled [1'47.442] - Yellow Flag - Turn 8
16.11.27	69 T. BOOTH-AMOS	Lap Cancelled [1'46.699] - Yellow Flag - Turn 8
16.11.32	28 G. VAN STRAALEN	Lap Cancelled [1'47.281] - Yellow Flag - Turn 8
16.11.37	73 M. KOFLER	Lap Cancelled [1'46.641] - Yellow Flag - Turn 8
16.11.42	88 A. MIGNO	Lap Cancelled [1'47.566] - Yellow Flag - Turn 8
16.11.47	54 B. SOFUOGLU	Lap Cancelled [1'45.501] - Yellow Flag - Turn 8
16.11.52	23 M. SCHROETTER	Lap Cancelled [1'44.530] - Yellow Flag - Turn 8
16.11.57	99 A. HUERTAS	Lap Cancelled [2'08.781] - Yellow Flag - Turn 8
16.12.02	26 M. NORRODIN	Lap Cancelled [1'55.018] - Yellow Flag - Turn 8
16.12.07	66 N. TUULI	Lap Cancelled [1'45.449] - Yellow Flag - Turn 8
16.12.12	95 T. MACKENZIE	Lap Cancelled [1'46.380] - Yellow Flag - Turn 8
16.13.26	27 A. DIAZ	Lap Cancelled [1'52.119] - Exceeded Track Limits - Turn 4
16.14.42	72 Y. RUIZ	Lap Cancelled [1'46.155] - Yellow Flag - Turn 3
16.14.47	27 A. DIAZ	Lap Cancelled [1'52.119] - Yellow Flag - Turn 3
16.14.52	61 C. ONCU	Lap Cancelled [1'53.245] - Yellow Flag - Turn 3
16.14.57	45 T. SMITS	Lap Cancelled [1'47.223] - Yellow Flag - Turn 3
16.15.02	55 Y. MONTELLA	Lap Cancelled [1'45.256] - Yellow Flag - Turn 3
16.17.02	69 T. BOOTH-AMOS	Lap Cancelled [2'15.330] - Exceeded Track Limits - Turn 8
16.21.46	45 T. SMITS	Lap Cancelled [2'12.154] - Exceeded Track Limits - Turn 8
16.24.19	28 G. VAN STRAALEN	Lap Cancelled [1'46.110] - Exceeded Track Limits - Turn 8
16.31.12	26 M. NORRODIN	Lap Cancelled [1'47.977] - Exceeded Track Limits - Turn 8
16.34.02	28 G. VAN STRAALEN	Lap Cancelled [5'22.539] - Exceeded Track Limits - Turn 8
16.37.09	71 T. EDWARDS	Crashed - Turn 3
16.37.27	71 T. EDWARDS	Re-joined
16.37.34	28 G. VAN STRAALEN	Technical Problem - Turn 12
16.38.06	35 L. TACCINI	Lap Cancelled [1'48.929] - Exceeded Track Limits - Turn 8
16.40.15	11 N. BULEGA	Lap Cancelled [1'45.685] - Yellow Flag - Turn 2
16.40.20	23 M. SCHROETTER	Lap Cancelled [4'41.541] - Yellow Flag - Turn 2
16.40.25	94 V. DEBISE	Lap Cancelled [6'41.773] - Yellow Flag - Turn 2
16.40.30	72 Y. RUIZ	Lap Cancelled [5'48.202] - Yellow Flag - Turn 2
16.40.35	9 J. NAVARRO	Lap Cancelled [2'09.325] - Yellow Flag - Turn 2
16.40.40	95 T. MACKENZIE	Lap Cancelled [5'58.920] - Yellow Flag - Turn 2
16.40.45	62 S. MANZI	Lap Cancelled [1'44.685] - Yellow Flag - Turn 2
16.40.50	35 L. TACCINI	Lap Cancelled [1'46.717] - Yellow Flag - Turn 2
16.40.55	17 J. MCPHEE	Lap Cancelled [4'17.693] - Yellow Flag - Turn 2
16.43.05	22 F. FULIGNI	Lap Cancelled [1'48.006] - Exceeded Track Limits - Turn 4
16.44.26	50 O. VOSTATEK	Lap Cancelled [1'53.129] - Exceeded Track Limits - Turn 4
16.48.22		End Of Session

29/09/2023 Start 16:00 End 16:48 The results are provisional until the end of the time limit for protests and appeals and the completion of the technical checks.

These data/results cannot be reproduced, stored and/or transmitted in whole or in part by any manner of electronic, mechanical, photocopying, recording, broadcasting or otherwise now known or herein after developed without the previous express consent by the copyright owner, except for reproduction in daily press and regular printed publications on sale to the public within 60 days of the event related to those data/results and always provided that copyright symbol appears together as follows below.

© DORNA WSBK ORGANIZATION Srl 2023



Pirelli Portuguese Round, 29 September - 1 October 2023
Results Free Practice 2nd Session

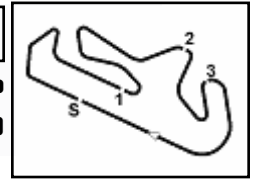
Fastest Laps Sequence

No.	Rider	Nat	Team	Bike	Local Time	Time	Gap	Avg
94	V. DEBISE	FRA	GMT94 Yamaha	Yamaha YZF R6	16:03'39.635	1'45.682		156,424
23	M. SCHROETTER	GER	MV Agusta Reparto Corse	MV Agusta F3 800 RR	16:04'24.049	1'45.044	-0.638	157,374
11	N. BULEGA	ITA	Aruba.it Racing WorldSSP Team	Ducati Panigale V2	16:05'24.487	1'44.394	-0.650	158,354
11	N. BULEGA	ITA	Aruba.it Racing WorldSSP Team	Ducati Panigale V2	16:07'08.523	1'44.036	-0.358	158,899
11	N. BULEGA	ITA	Aruba.it Racing WorldSSP Team	Ducati Panigale V2	16:08'52.464	1'43.941	-0.095	159,044
11	N. BULEGA	ITA	Aruba.it Racing WorldSSP Team	Ducati Panigale V2	16:35'18.971	1'43.883	-0.058	159,133
55	Y. MONTELLA	ITA	Barni Spark Racing Team	Ducati Panigale V2	16:44'29.529	1'43.878	-0.005	159,141
9	J. NAVARRO	ESP	Ten Kate Racing Yamaha	Yamaha YZF R6	16:45'56.121	1'43.849	-0.029	159,185

Start 16:00 End 16:48 The results are provisional until the end of the time limit for protests and appeals and the completion of the technical checks.

These data/results cannot be reproduced, stored and/or transmitted in whole or in part by any manner of electronic, mechanical, photocopying, recording, broadcasting or otherwise now known or herein after developed without the previous express consent by the copyright owner, except for reproduction in daily press and regular printed publications on sale to the public within 60 days of the event related to those data/results and always provided that copyright symbol appears together as follows below.

© DORNA WSBK ORGANIZATION Srl 2023



Pirelli Portuguese Round, 29 September - 1 October 2023
Free Practices Combined Results after FP2

No.	Rider	Nat	Team	Bike	Class	FP1	FP2	Time	Gap	Rel.	Avg	LL
1	9 J. NAVARRO	ESP	Ten Kate Racing Yamaha	Yamaha YZF R6		1'44.313	1'43.849	1'43.849			159,185	36
2	55 Y. MONTELLA	ITA	Barni Spark Racing Team	Ducati Panigale V2		1'44.686	1'43.878	1'43.878	0.029	0.029	159,141	40
3	11 N. BULEGA	ITA	Aruba.it Racing WorldSSP Team	Ducati Panigale V2		1'44.373	1'43.883	1'43.883	0.034	0.005	159,133	33
4	94 V. DEBISE	FRA	GMT94 Yamaha	Yamaha YZF R6		1'44.907	1'44.137	1'44.137	0.288	0.254	158,745	39
5	62 S. MANZI	ITA	Ten Kate Racing Yamaha	Yamaha YZF R6		1'44.190	1'44.511	1'44.190	0.341	0.053	158,664	32
6	3 R. DE ROSA	ITA	Orelac Racing Verdatura	Ducati Panigale V2		1'44.383	1'44.550	1'44.383	0.534	0.193	158,371	34
7	64 F. CARICASULO	ITA	Althea Racing Team	Ducati Panigale V2		1'44.464	1'44.557	1'44.464	0.615	0.081	158,248	38
8	48 L. DALLA PORTA	ITA	Evan Bros. WorldSSP Yamaha Team	Yamaha YZF R6		1'44.913	1'44.471	1'44.471	0.622	0.007	158,237	32
9	23 M. SCHROETTER	GER	MV Agusta Reparto Corse	MV Agusta F3 800 RR		1'44.723	1'44.564	1'44.564	0.715	0.093	158,096	38
10	66 N. TUULI	FIN	PTR Triumph	Triumph Street Triple RS 765		1'45.264	1'44.657	1'44.657	0.808	0.093	157,956	28
11	28 G. VAN STRAALEN	NED	EAB Racing Team	Yamaha YZF R6		1'45.274	1'44.690	1'44.690	0.841	0.033	157,906	29
12	69 T. BOOTH-AMOS	GBR	Motozoo ME AIR Racing	Kawasaki ZX-6R	*	1'45.927	1'44.774	1'44.774	0.925	0.084	157,780	30
13	61 C. ONCU	TUR	Kawasaki Puccetti Racing	Kawasaki ZX-6R		1'45.467	1'44.777	1'44.777	0.928	0.003	157,775	34
14	72 Y. RUIZ	ESP	MDR Offitec Yamaha	Yamaha YZF R6		1'45.610	1'44.945	1'44.945	1.096	0.168	157,523	40
15	99 A. HUERTAS	ESP	MTM Kawasaki	Kawasaki ZX-6R		1'46.333	1'45.187	1'45.187	1.338	0.242	157,160	23
16	71 T. EDWARDS	AUS	Yart-Yamaha WorldSSP Team	Yamaha YZF R6	*	1'45.198	1'45.355	1'45.198	1.349	0.011	157,144	34
17	54 B. SOFUOGLU	TUR	MV Agusta Reparto Corse	MV Agusta F3 800 RR		1'45.346	1'45.217	1'45.217	1.368	0.019	157,115	38
18	50 D. VOSTATEK	CZE	PTR Triumph	Triumph Street Triple RS 765		1'45.894	1'45.295	1'45.295	1.446	0.078	156,999	36
19	17 J. MCPHEE	GBR	D34G Racing	Ducati Panigale V2		1'45.900	1'45.619	1'45.619	1.770	0.324	156,517	29
20	73 M. KOFLEK	AUT	D34G Racing	Ducati Panigale V2	*	1'46.400	1'45.786	1'45.786	1.937	0.167	156,270	36
21	29 N. SPINELLI	ITA	VFT Racing WEBIKE Yamaha	Yamaha YZF R6		1'45.800		1'45.800	1.951	0.014	156,250	5
22	95 T. MACKENZIE	GBR	PETRONAS MIE Racing Honda Team	Honda CBR600RR		1'46.438	1'45.872	1'45.872	2.023	0.072	156,143	30
23	27 A. DIAZ	ESP	Arco Yart Yamaha WorldSSP	Yamaha YZF R6	*	1'46.495	1'45.888	1'45.888	2.039	0.016	156,120	38
24	22 F. FULIGNI	ITA	Orelac Racing Verdatura	Ducati Panigale V2	*	1'46.091	1'46.015	1'46.015	2.166	0.127	155,933	36
25	51 A. SARMOON	THA	Yamaha Thailand Racing Team	Yamaha YZF R6		1'46.479	1'46.091	1'46.091	2.242	0.076	155,821	39
26	45 T. SMITS	NED	Yamaha Thailand Racing Team	Yamaha YZF R6		1'46.708	1'46.299	1'46.299	2.450	0.208	155,516	32
27	88 A. MIGNO	ITA	PETRONAS MIE Racing Honda Team	Honda CBR600RR		1'46.869	1'46.454	1'46.454	2.605	0.155	155,290	32
28	35 L. TACCINI	ITA	Vince64 by Puccetti Racing	Kawasaki ZX-6R		1'46.574	1'46.842	1'46.574	2.725	0.120	155,115	38
29	16 Y. OKAYA	JPN	ProDina Kawasaki Racing	Kawasaki ZX-6R	*	1'46.877	1'47.159	1'46.877	3.028	0.303	154,675	21
30	68 L. POWER	AUS	Motozoo ME AIR Racing	Kawasaki ZX-6R	*	1'47.068	1'47.270	1'47.068	3.219	0.191	154,399	34
31	26 M. NORRODIN	MAS	PETRONAS MIE Racing Honda Team	Honda CBR600RR		1'47.650	1'47.314	1'47.314	3.465	0.246	154,045	33
32	98 M. ABE	JPN	VFT Racing WEBIKE Yamaha	Yamaha YZF R6	*	1'50.165	1'48.785	1'48.785	4.936	1.471	151,962	36

* WorldSSP Challenge

29/09/2023

These data/results cannot be reproduced, stored and/or transmitted in whole or in part by any manner of electronic, mechanical, photocopying, recording, broadcasting or otherwise now known or herein after developed without the previous express consent by the copyright owner, except for reproduction in daily press and regular printed publications on sale to the public within 60 days of the event related to those data/results and always provided that copyright symbol appears together as follows below.

© DORNA WSBK ORGANIZATION Srl 2023

Pirelli Portuguese Round, 29 September - 1 October 2023
Best Sectors & Speed Free Practice 2nd Session

BEST LAP			
1	9	J. NAVARRO	Yamaha YZF R6 1'43.849
2	55	Y. MONTELLA	Ducati Panigale V2 1'43.878
3	11	N. BULEGA	Ducati Panigale V2 1'43.883
4	94	V. DEBISE	Yamaha YZF R6 1'44.137
5	48	L. DALLA PORTA	Yamaha YZF R6 1'44.471
6	62	S. MANZI	Yamaha YZF R6 1'44.511
7	3	R. DE ROSA	Ducati Panigale V2 1'44.550
8	64	F. CARICASULO	Ducati Panigale V2 1'44.557
9	23	M. SCHROETTER	MV Agusta F3 800 RR 1'44.564
10	66	N. TUULI	Triumph Street Triple RS 765 1'44.657
11	28	G. VAN STRAALLEN	Yamaha YZF R6 1'44.690
12	69	T. BOOTH-AMOS	Kawasaki ZX-6R 1'44.774
13	61	C. ONCU	Kawasaki ZX-6R 1'44.777
14	72	Y. RUIZ	Yamaha YZF R6 1'44.945
15	99	A. HUERTAS	Kawasaki ZX-6R 1'45.187
16	54	B. SOFUOGLU	MV Agusta F3 800 RR 1'45.217
17	50	D. VOSTATEK	Triumph Street Triple RS 765 1'45.295
18	71	T. EDWARDS	Yamaha YZF R6 1'45.355
19	17	J. MCPHEE	Ducati Panigale V2 1'45.619
20	73	M. KOFLER	Ducati Panigale V2 1'45.786
21	95	T. MACKENZIE	Honda CBR600RR 1'45.872
22	27	A. DIAZ	Yamaha YZF R6 1'45.888
23	22	F. FULIGNI	Ducati Panigale V2 1'46.015
24	51	A. SARMOON	Yamaha YZF R6 1'46.091
25	45	T. SMITS	Yamaha YZF R6 1'46.299
26	88	A. MIGNO	Honda CBR600RR 1'46.454
27	35	L. TACCINI	Kawasaki ZX-6R 1'46.842
28	16	Y. OKAYA	Kawasaki ZX-6R 1'47.159
29	68	L. POWER	Kawasaki ZX-6R 1'47.270
30	26	M. NORRODIN	Honda CBR600RR 1'47.314
31	98	M. ABE	Yamaha YZF R6 1'48.785
32	29	N. SPINELLI	Yamaha YZF R6

SPEED			
1	64	F. CARICASULO	Ducati Panigale V2 281,5
2	17	J. MCPHEE	Ducati Panigale V2 281,5
3	73	M. KOFLER	Ducati Panigale V2 280,0
4	71	T. EDWARDS	Yamaha YZF R6 279,3
5	55	Y. MONTELLA	Ducati Panigale V2 279,3
6	22	F. FULIGNI	Ducati Panigale V2 279,3
7	50	D. VOSTATEK	Triumph Street Triple RS 765 279,3
8	48	L. DALLA PORTA	Yamaha YZF R6 278,6
9	11	N. BULEGA	Ducati Panigale V2 277,8
10	54	B. SOFUOGLU	MV Agusta F3 800 RR 277,8
11	51	A. SARMOON	Yamaha YZF R6 277,1
12	35	L. TACCINI	Kawasaki ZX-6R 277,1
13	28	G. VAN STRAALLEN	Yamaha YZF R6 277,1
14	94	V. DEBISE	Yamaha YZF R6 275,7
15	61	C. ONCU	Kawasaki ZX-6R 275,7
16	69	T. BOOTH-AMOS	Kawasaki ZX-6R 275,7
17	99	A. HUERTAS	Kawasaki ZX-6R 275,7
18	27	A. DIAZ	Yamaha YZF R6 275,0
19	23	M. SCHROETTER	MV Agusta F3 800 RR 275,0
20	3	R. DE ROSA	Ducati Panigale V2 275,0
21	62	S. MANZI	Yamaha YZF R6 274,3
22	16	Y. OKAYA	Kawasaki ZX-6R 274,3
23	9	J. NAVARRO	Yamaha YZF R6 274,3
24	45	T. SMITS	Yamaha YZF R6 273,6
25	88	A. MIGNO	Honda CBR600RR 273,6
26	68	L. POWER	Kawasaki ZX-6R 272,9
27	66	N. TUULI	Triumph Street Triple RS 765 272,3
28	26	M. NORRODIN	Honda CBR600RR 271,6
29	72	Y. RUIZ	Yamaha YZF R6 271,6
30	95	T. MACKENZIE	Honda CBR600RR 271,6
31	98	M. ABE	Yamaha YZF R6 269,6

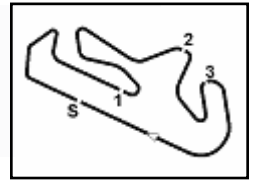
SEG. 1			
1	64	F. CARICASULO	33.046
2	11	N. BULEGA	33.087
3	9	J. NAVARRO	33.136
4	55	Y. MONTELLA	33.191
5	94	V. DEBISE	33.285
6	62	S. MANZI	33.285
7	48	L. DALLA PORTA	33.318
8	28	G. VAN STRAALLEN	33.394
9	66	N. TUULI	33.395
10	61	C. ONCU	33.441
11	23	M. SCHROETTER	33.447
12	3	R. DE ROSA	33.451
13	54	B. SOFUOGLU	33.451
14	51	A. SARMOON	33.457
15	17	J. MCPHEE	33.495
16	99	A. HUERTAS	33.508
17	69	T. BOOTH-AMOS	33.526
18	71	T. EDWARDS	33.546
19	72	Y. RUIZ	33.549
20	50	D. VOSTATEK	33.621
21	95	T. MACKENZIE	33.702
22	73	M. KOFLER	33.728
23	27	A. DIAZ	33.779
24	45	T. SMITS	33.896
25	22	F. FULIGNI	33.955
26	16	Y. OKAYA	33.977
27	35	L. TACCINI	34.010
28	88	A. MIGNO	34.018
29	26	M. NORRODIN	34.194
30	68	L. POWER	34.200
31	98	M. ABE	34.577

SEG. 2			
1	11	N. BULEGA	30.612
2	55	Y. MONTELLA	30.648
3	3	R. DE ROSA	30.746
4	94	V. DEBISE	30.800
5	64	F. CARICASULO	30.818
6	66	N. TUULI	30.851
7	9	J. NAVARRO	30.867
8	62	S. MANZI	30.914
9	23	M. SCHROETTER	30.949
10	69	T. BOOTH-AMOS	30.986
11	28	G. VAN STRAALLEN	31.018
12	48	L. DALLA PORTA	31.089
13	73	M. KOFLER	31.106
14	72	Y. RUIZ	31.117
15	61	C. ONCU	31.126
16	54	B. SOFUOGLU	31.151
17	50	D. VOSTATEK	31.178
18	99	A. HUERTAS	31.181
19	27	A. DIAZ	31.212
20	71	T. EDWARDS	31.266
21	22	F. FULIGNI	31.275
22	17	J. MCPHEE	31.320
23	45	T. SMITS	31.375
24	88	A. MIGNO	31.376
25	95	T. MACKENZIE	31.410
26	51	A. SARMOON	31.422
27	35	L. TACCINI	31.669
28	68	L. POWER	31.696
29	26	M. NORRODIN	31.787
30	16	Y. OKAYA	32.086
31	98	M. ABE	32.215
32	29	N. SPINELLI	41.951

SEG. 3			
1	23	M. SCHROETTER	21.354
2	9	J. NAVARRO	21.413
3	55	Y. MONTELLA	21.484
4	11	N. BULEGA	21.530
5	61	C. ONCU	21.540
6	48	L. DALLA PORTA	21.564
7	3	R. DE ROSA	21.590
8	28	G. VAN STRAALLEN	21.590
9	94	V. DEBISE	21.600
10	54	B. SOFUOGLU	21.631
11	64	F. CARICASULO	21.634
12	66	N. TUULI	21.651
13	62	S. MANZI	21.689
14	72	Y. RUIZ	21.727
15	69	T. BOOTH-AMOS	21.731
16	99	A. HUERTAS	21.747
17	27	A. DIAZ	21.748
18	71	T. EDWARDS	21.783
19	95	T. MACKENZIE	21.830
20	50	D. VOSTATEK	21.860
21	45	T. SMITS	21.873
22	51	A. SARMOON	21.882
23	17	J. MCPHEE	21.941
24	22	F. FULIGNI	21.947
25	35	L. TACCINI	21.980
26	88	A. MIGNO	21.995
27	73	M. KOFLER	22.021
28	26	M. NORRODIN	22.158
29	68	L. POWER	22.318
30	16	Y. OKAYA	22.321
31	98	M. ABE	22.493
32	29	N. SPINELLI	26.198

SEG. 4			
1	55	Y. MONTELLA	18.350
2	9	J. NAVARRO	18.385
3	94	V. DEBISE	18.390
4	23	M. SCHROETTER	18.445
5	51	A. SARMOON	18.458
6	62	S. MANZI	18.460
7	11	N. BULEGA	18.470
8	71	T. EDWARDS	18.477
9	54	B. SOFUOGLU	18.480
10	3	R. DE ROSA	18.480
11	50	D. VOSTATEK	18.492
12	48	L. DALLA PORTA	18.500
13	64	F. CARICASULO	18.512
14	69	T. BOOTH-AMOS	18.524
15	61	C. ONCU	18.532
16	66	N. TUULI	18.543
17	28	G. VAN STRAALLEN	18.545
18	72	Y. RUIZ	18.552
19	95	T. MACKENZIE	18.564
20	16	Y. OKAYA	18.623
21	73	M. KOFLER	18.640
22	17	J. MCPHEE	18.656
23	99	A. HUERTAS	18.659
24	27	A. DIAZ	18.680
25	22	F. FULIGNI	18.720
26	68	L. POWER	18.734
27	88	A. MIGNO	18.737
28	35	L. TACCINI	18.780
29	45	T. SMITS	18.793
30	26	M. NORRODIN	18.861
31	98	M. ABE	19.078

29/09/2023
These data/results cannot be reproduced, stored and/or transmitted in whole or in part by any manner of electronic, mechanical, photocopying, recording, broadcasting or otherwise now known or herein after developed without the previous express consent by the copyright owner, except for reproduction in daily press and regular printed publications on sale to the public within 60 days of the event related to those data/results and always provided that copyright symbol appears together as follows below.
© DORNA WSBK ORGANIZATION Srl 2023



Portimao 4.592 m

Pirelli Portuguese Round, 29 September - 1 October 2023
Ideal Times Free Practice 2nd Session

No. Rider	Nat	Bike	Seg. 1 Diff. 1	Seg. 2 Diff. 2	Seg. 3 Diff. 3	Seg. 4 Diff. 4	Ideal Time Best Lap	Pos.	Diff.
1 55 Y. MONTELLA	ITA	Ducati Panigale V2	33.191 +0.157	30.648 +0.048	21.484	18.350	1'43.673 1'43.878	2	0.205
2 11 N. BULEGA	ITA	Ducati Panigale V2	33.087 +0.003	30.612 +0.030	21.530 +0.094	18.470 +0.057	1'43.699 1'43.883	3	0.184
3 9 J. NAVARRO	ESP	Yamaha YZF R6	33.136 +0.031	30.867 +0.017	21.413	18.385	1'43.801 1'43.849	1	0.048
4 64 F. CARICASULO	ITA	Ducati Panigale V2	33.046 +0.390	30.818	21.634 +0.157	18.512	1'44.010 1'44.557	8	0.547
5 94 V. DEBISE	FRA	Yamaha YZF R6	33.285 +0.052	30.800	21.600	18.390 +0.010	1'44.075 1'44.137	4	0.062
6 23 M. SCHROETTER	GER	MV Agusta F3 800 RR	33.447 +0.109	30.949 +0.019	21.354 +0.171	18.445 +0.070	1'44.195 1'44.564	9	0.369
7 3 R. DE ROSA	ITA	Ducati Panigale V2	33.451	30.746	21.590 +0.283	18.480	1'44.267 1'44.550	7	0.283
8 62 S. MANZI	ITA	Yamaha YZF R6	33.285 +0.105	30.914	21.689 +0.047	18.460 +0.011	1'44.348 1'44.511	6	0.163
9 66 N. TUULI	FIN	Triumph Street Triple RS 765	33.395 +0.067	30.851 +0.133	21.651 +0.009	18.543 +0.008	1'44.440 1'44.657	10	0.217
10 48 L. DALLA PORTA	ITA	Yamaha YZF R6	33.318	31.089	21.564	18.500	1'44.471 1'44.471	5	
11 28 G. VAN STRAALEN	NED	Yamaha YZF R6	33.394 +0.054	31.018	21.590 +0.089	18.545	1'44.547 1'44.690	11	0.143
12 61 C. ONCU	TUR	Kawasaki ZX-6R	33.441 +0.099	31.126 +0.037	21.540	18.532 +0.002	1'44.639 1'44.777	13	0.138
13 54 B. SOFUOGLU	TUR	MV Agusta F3 800 RR	33.451 +0.203	31.151 +0.155	21.631 +0.133	18.480 +0.013	1'44.713 1'45.217	16	0.504
14 69 T. BOOTH-AMOS	GBR	Kawasaki ZX-6R	33.526	30.986	21.731	18.524 +0.007	1'44.767 1'44.774	12	0.007
15 72 Y. RUIZ	ESP	Yamaha YZF R6	33.549	31.117	21.727	18.552	1'44.945 1'44.945	14	
16 71 T. EDWARDS	AUS	Yamaha YZF R6	33.546 +0.002	31.266 +0.281	21.783	18.477	1'45.072 1'45.355	18	0.283
17 99 A. HUERTAS	ESP	Kawasaki ZX-6R	33.508	31.181 +0.034	21.747	18.659 +0.058	1'45.095 1'45.187	15	0.092
18 50 O. VOSTATEK	CZE	Triumph Street Triple RS 765	33.621	31.178 +0.144	21.860	18.492	1'45.151 1'45.295	17	0.144
19 51 A. SARMOON	THA	Yamaha YZF R6	33.457 +0.590	31.422	21.882 +0.233	18.458 +0.049	1'45.219 1'46.091	24	0.872
20 17 J. MCPHEE	GBR	Ducati Panigale V2	33.495 +0.131	31.320 +0.076	21.941	18.656	1'45.412 1'45.619	19	0.207
21 27 A. DIAZ	ESP	Yamaha YZF R6	33.779	31.212 +0.184	21.748 +0.101	18.680 +0.184	1'45.419 1'45.888	22	0.469
22 73 M. KOFLER	AUT	Ducati Panigale V2	33.728	31.106	22.021 +0.132	18.640 +0.159	1'45.495 1'45.786	20	0.291
23 95 T. MACKENZIE	GBR	Honda CBR600RR	33.702 +0.078	31.410	21.830 +0.288	18.564	1'45.506 1'45.872	21	0.366
24 22 F. FULIGNI	ITA	Ducati Panigale V2	33.955 +0.049	31.275	21.947	18.720 +0.069	1'45.897 1'46.015	23	0.118
25 45 T. SMITS	NED	Yamaha YZF R6	33.896 +0.041	31.375 +0.145	21.873 +0.116	18.793 +0.060	1'45.937 1'46.299	25	0.362
26 88 A. MIGNO	ITA	Honda CBR600RR	34.018	31.376 +0.133	21.995 +0.182	18.737 +0.013	1'46.126 1'46.454	26	0.328
27 35 L. TACCINI	ITA	Kawasaki ZX-6R	34.010	31.669 +0.149	21.980 +0.117	18.780 +0.137	1'46.439 1'46.842	27	0.403
28 68 L. POWER	AUS	Kawasaki ZX-6R	34.200 +0.064	31.696 +0.029	22.318 +0.124	18.734 +0.105	1'46.948 1'47.270	29	0.322
29 26 M. NORRODIN	MAS	Honda CBR600RR	34.194 +0.154	31.787 +0.064	22.158	18.861 +0.096	1'47.000 1'47.314	30	0.314
30 16 Y. OKAYA	JPN	Kawasaki ZX-6R	33.977	32.086	22.321 +0.084	18.623 +0.068	1'47.007 1'47.159	28	0.152
31 98 M. ABE	JPN	Yamaha YZF R6	34.577 +0.122	32.215 +0.160	22.493 +0.090	19.078 +0.050	1'48.363 1'48.785	31	0.422
29 N. SPINELLI	ITA	Yamaha YZF R6							
Overall Ideal Time			33.046	30.612	21.354	18.350	1'43.362		

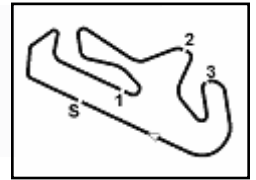
29/09/2023

These data/results cannot be reproduced, stored and/or transmitted in whole or in part by any manner of electronic, mechanical, photocopying, recording, broadcasting or otherwise now known or herein after developed without the previous express consent by the copyright owner, except for reproduction in daily press and regular printed publications on sale to the public within 60 days of the event related to those data/results and always provided that copyright symbol appears together as follows below.

© DORNA WSBK ORGANIZATION Srl 2023

FIGR PERUGIA TIMING





Pirelli Portuguese Round, 29 September - 1 October 2023
Chronological Analysis Free Practice 2nd Session

Portimao 4.592 m

1 / 6

1° 9 J. NAVARRO [1'43.849]							
Lap	Seg1	Seg2	Seg3	Seg4	Lap Time	km/h	Local Time
1		32.355	22.133	18.775			16:03'07.981
2	33.633	31.360	21.726	18.663	1'45.382	273,6	16:04'53.363
3	33.414	31.338	21.575	18.734	1'45.061	270,9	16:06'38.424
4	33.348	31.192	21.623	18.621	1'44.784	274,3	16:08'23.208
5	33.327	31.155	21.514	18.585	1'44.581	270,9	16:10'07.789
6	33.406	31.288	21.594	18.672	1'44.960	273,6	16:11'52.749
7	33.636	31.213	21.537	18.589	1'44.975	271,6	16:13'37.724
8	33.514	31.027	21.634	18.565	1'44.740	270,9	16:15'22.464
9	35.010	33.028	22.427	40.346	2'10.811P	266,9	16:17'33.275
10	11'40.903	31.703	21.732	18.498	12'52.836P		16:30'26.111
11	33.200	30.963	21.504	18.418	1'44.085	271,6	16:32'10.196
12	33.136	31.235	21.493	18.486	1'44.350	272,3	16:33'54.546
13	33.140	30.886	21.512	18.490	1'44.028	271,6	16:35'38.574
14	33.162	30.867	21.518	18.467	1'44.014	271,6	16:37'22.588
15	35.564	31.732	21.992	40.037	2'09.325CP	271,6	16:39'31.913
16	1'44.336	31.447	21.596	18.628	2'56.007P		16:42'27.920
17	33.278	31.150	21.498	18.426	1'44.352	271,6	16:44'12.272
18	33.167	30.884	21.413	18.385	1'43.849	269,6	16:45'56.121

17	33.346	30.786	21.709	18.683	1'44.524	272,9	16:40'33.218
18	33.235	34.279	22.324	18.844	1'48.682	274,3	16:42'21.900
19	33.260	30.767	21.580	18.556	1'44.163	275,0	16:44'06.063
20	33.212	30.727	21.604	18.470	1'44.013	275,0	16:45'50.076

2° 55 Y. MONTELLA [1'43.878]							
Lap	Seg1	Seg2	Seg3	Seg4	Lap Time	km/h	Local Time
1		32.672	22.157	18.932			16:02'00.037
2	33.909	31.262	21.881	18.688	1'45.740	272,3	16:03'45.777
3	33.552	30.984	21.924	18.659	1'45.119	275,7	16:05'30.896
4	33.409	31.151	21.775	18.512	1'44.847	276,4	16:07'15.743
5	33.502	31.110	21.796	18.670	1'45.078	279,3	16:09'00.821
6	33.442	31.017	21.713	18.551	1'44.723	275,0	16:10'45.544
7	33.785	31.048	21.719	18.704	1'45.256C	275,0	16:12'30.800
8	33.551	30.895	21.632	18.654	1'44.732	272,3	16:14'15.532
9	33.528	30.990	21.660	18.659	1'44.837	272,3	16:16'00.369
10	33.378	30.782	21.642	18.687	1'44.489	270,2	16:17'44.858
11	33.388	30.910	21.672	18.667	1'44.637	272,3	16:19'29.495
12	33.401	30.865	21.540	18.696	1'44.502	271,6	16:21'13.997
13	33.419	30.851	21.582	18.552	1'44.404	272,3	16:22'58.401
14	33.965	34.859	22.147	39.427	2'10.398P	273,6	16:25'08.799
15	5'39.609	31.361	21.778	18.653	6'51.401P		16:32'00.200
16	33.421	31.055	21.774	18.569	1'44.819	273,6	16:33'45.019
17	33.370	30.943	21.558	18.659	1'44.530	273,6	16:35'29.549
18	33.426	30.966	21.591	39.187	2'05.170P	272,9	16:37'34.719
19	3'59.354	31.080	21.864	18.634	5'10.932P		16:42'45.651
20	33.348	30.696	21.484	18.350	1'43.878	272,3	16:44'29.529
21	33.191	30.648	21.517	18.527	1'43.883	275,0	16:46'13.412

4° 94 V. DEBISE [1'44.137]							
Lap	Seg1	Seg2	Seg3	Seg4	Lap Time	km/h	Local Time
1		31.656	22.031	18.747			16:01'53.953
2	33.684	31.340	22.000	18.658	1'45.682	270,9	16:03'39.635
3	34.278	30.984	21.745	18.487	1'45.494	272,3	16:05'25.129
4	33.359	31.015	21.623	18.656	1'44.653	275,0	16:07'09.782
5	33.386	31.119	21.707	18.659	1'44.871	274,3	16:08'54.653
6	33.285	30.974	21.724	18.554	1'44.537	272,9	16:10'39.190
7	33.359	31.138	21.721	18.617	1'44.835	272,9	16:12'24.025
8	33.350	31.129	21.710	18.551	1'44.740	272,3	16:14'08.765
9	34.236	31.346	22.381	40.385	2'08.348P	270,9	16:16'17.113
10	7'31.752	31.595	21.954	18.604	8'43.905P		16:25'01.018
11	33.512	31.180	21.696	18.590	1'44.978	269,6	16:26'45.996
12	33.475	31.081	22.112	18.846	1'45.514	270,9	16:28'31.510
13	33.611	31.055	21.754	18.612	1'45.032	271,6	16:30'16.542
14	33.691	31.157	21.646	39.930	2'06.424P	272,3	16:32'22.966
15	5'29.823	31.646	21.754	18.550	6'41.773CP		16:39'04.739
16	33.337	30.800	21.600	18.400	1'44.137	269,6	16:40'48.876
17	33.292	31.098	21.682	19.349	1'45.421	272,3	16:42'34.297
18	33.369	31.159	21.680	18.390	1'44.598	271,6	16:44'18.895
19	33.559	31.216	22.240	18.436	1'45.451	275,7	16:46'04.346

3° 11 N. BULEGA [1'43.883]							
Lap	Seg1	Seg2	Seg3	Seg4	Lap Time	km/h	Local Time
1		32.753	22.042	18.687			16:03'40.093
2	33.487	30.711	21.620	18.576	1'44.394	277,8	16:05'24.487
3	33.271	30.660	21.530	18.575	1'44.036	276,4	16:07'08.523
4	33.087	30.743	21.547	18.564	1'43.941	276,4	16:08'52.464
5	33.260	30.858	21.636	18.594	1'44.348	277,1	16:10'36.812
6	33.369	30.997	21.757	18.615	1'44.738	275,7	16:12'21.550
7	33.318	31.098	22.941	41.213	2'08.570P	272,9	16:14'30.120
8	5'10.508	31.510	21.954	18.858	6'22.830P		16:20'52.950
9	33.475	30.751	21.675	18.606	1'44.507	272,9	16:22'37.457
10	33.181	30.730	21.689	18.559	1'44.159	273,6	16:24'21.616
11	35.837	32.700	22.982	42.158	2'13.677P	275,0	16:26'35.293
12	4'03.481	31.494	21.945	18.736	5'15.656P		16:31'50.949
13	33.227	30.701	21.651	18.560	1'44.139	272,9	16:33'35.088
14	33.090	30.642	21.624	18.527	1'43.883	274,3	16:35'18.971
15	33.189	30.612	21.653	18.584	1'44.038	274,3	16:37'03.009
16	34.024	31.205	21.795	18.661	1'45.685C	274,3	16:38'48.694

5° 48 L. DALLA PORTA [1'44.471]							
Lap	Seg1	Seg2	Seg3	Seg4	Lap Time	km/h	Local Time
1		32.413	22.823	18.677			16:02'15.584
2	34.194	31.532	22.217	18.740	1'46.683	277,8	16:04'02.267
3	37.150	31.334	22.050	18.689	1'49.223	278,6	16:05'51.490
4	33.727	31.204	21.932	18.591	1'45.454	275,7	16:07'36.944
5	33.576	31.398	22.398	18.811	1'46.183C	275,0	16:09'23.127
6	33.516	31.179	21.713	18.741	1'45.149	274,3	16:11'08.276
7	43.540	32.171	30.664	39.941	2'26.316P	275,7	16:13'34.592
8	6'04.529	33.640	22.491	18.772	7'19.432P		16:20'54.024
9	33.838	31.526	22.013	18.792	1'46.169	275,7	16:22'40.193
10	33.650	31.386	21.829	18.680	1'45.545	275,0	16:24'25.738
11	35.849	31.425	21.910	18.686	1'47.870	270,9	16:26'13.608
12	33.585	31.127	21.848	18.687	1'45.247	273,6	16:27'58.855
13	35.293	32.552	23.890	39.110	2'10.845P	273,6	16:30'09.700
14	9'43.542	32.004	22.024	18.730	10'56.300P		16:41'06.000
15	33.580	31.119	21.799	18.620	1'45.118	275,7	16:42'51.118
16	33.510	31.216	21.669	18.533	1'44.928	273,6	16:44'36.046
17	33.318	31.089	21.564	18.500	1'44.471	273,6	16:46'20.517

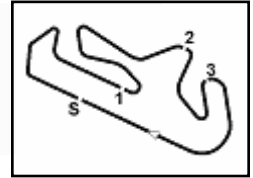
6° 62 S. MANZI [1'44.511]							
Lap	Seg1	Seg2	Seg3	Seg4	Lap Time	km/h	Local Time
1		31.819	21.955	18.754			16:03'29.537
2	33.587	31.326	21.825	18.592	1'45.330C	272,3	16:05'14.867
3	33.353	31.171	21.784	18.631	1'44.939	272,9	16:06'59.806
4	33.330	31.039	21.730	18.561	1'44.660	272,9	16:08'44.466
5	33.411	31.058	21.697	18.541	1'44.707	273,6	16:10'29.173
6	57.481	40.674	25.027	42.039	2'45.221P	272,9	16:13'14.394
7	21'17.765	31.310	21.739	18.460	22'29.274P		16:35'43.668
8	33.390	30.914	21.736	18.471	1'44.511	274,3	16:37'28.179
9	33.352	31.118	21.698	18.517	1'44.685C	274,3	16:39'12.864
10	33.348	31.301	22.169	18.631	1'45.449	270,9	16:40'58.313
11	33.493	31.127	21.767	18.596	1'44.983	270,9	16:42'43.296
12	37.119	31.698	21.846	18.534	1'49.197	272,3	16:44'32.493
13	33.285	31.147	21.689	18.497	1'44.618	272,9	16:46'17.111

29/09/2023

P = Pits In/Out - C = Lap Time Cancelled

These data/results cannot be reproduced, stored and/or transmitted in whole or in part by any manner of electronic, mechanical, photocopying, recording, broadcasting or otherwise now known or herein after developed without the previous express consent by the copyright owner, except for reproduction in daily press and regular printed publications on sale to the public within 60 days of the event related to those data/results and always provided that copyright symbol appears together as follows below.

© DORNA WSBK ORGANIZATION Srl 2023



Pirelli Portuguese Round, 29 September - 1 October 2023
Chronological Analysis Free Practice 2nd Session

Portimao 4.592 m

2 / 6

7° 3 R. DE ROSA [1'44.550]

Lap	Seg.1	Seg.2	Seg.3	Seg.4	Lap Time	km/h	Local Time
1		36.996	23.865	18.876			16:03'41.286
2	33.845	31.209	21.736	18.663	1'45.453	270,9	16:05'26.739
3	33.558	31.041	21.636	18.813	1'45.048	274,3	16:07'11.787
4	33.533	31.100	22.127	18.720	1'45.480	270,9	16:08'57.267
5	33.583	30.994	21.594	18.748	1'44.919	271,6	16:10'42.186
6	35.874	33.334	21.958	18.875	1'50.041	270,9	16:12'32.227
7	33.565	31.025	21.701	18.569	1'44.860	270,2	16:14'17.087
8	33.546	30.938	21.627	18.631	1'44.742	270,2	16:16'01.829
9	33.535	30.949	21.590	18.665	1'44.739	268,9	16:17'46.568
10	33.602	30.893	21.609	18.686	1'44.790	268,9	16:19'31.358
11	33.518	30.817	21.796	18.740	1'44.871	268,9	16:21'16.229
12	33.597	30.901	21.596	18.675	1'44.769	268,9	16:23'00.998
13	42.573	35.714	25.587	41.978	2'25.852P	270,2	16:25'26.850
14	11'33.797	34.589	21.995	18.743	12'49.124P		16:38'15.974
15	33.562	31.278	21.952	18.501	1'45.293	272,9	16:40'01.267
16	33.658	39.241	27.512	20.515	2'00.926	275,0	16:42'02.193
17	33.557	30.837	21.732	18.562	1'44.688	271,6	16:43'46.881
18	33.451	30.746	21.873	18.480	1'44.550	269,6	16:45'31.431

17	33.694	30.949			21.488	18.522	1'44.653	270,2	16:40'44.629
18	33.447	31.096			21.652	18.445	1'44.640	270,9	16:42'29.269
19	33.547	34.406			22.771	18.606	1'49.330	273,6	16:44'18.599
20	33.593	31.103			21.550	18.661	1'44.907	270,9	16:46'03.506

10° 66 N. TUULI [1'44.657]

Lap	Seg.1	Seg.2	Seg.3	Seg.4	Lap Time	km/h	Local Time
1		33.214	22.838	18.952			16:02'47.885
2	34.348	31.586	22.146	18.842	1'46.922	270,9	16:04'34.807
3	33.799	31.391	22.073	18.930	1'46.193	270,9	16:06'21.000
4	33.636	31.190	22.025	18.786	1'45.637	271,6	16:08'06.637
5	33.705	31.203	21.904	18.637	1'45.449C	272,3	16:09'52.086
6	33.563	31.153	21.807	18.709	1'45.232	269,6	16:11'37.318
7	35.214	32.508	22.749	39.248	2'09.719P	269,6	16:13'47.037
8	9'47.597	32.059	22.245	18.806	11'00.707P		16:24'47.744
9	33.766	32.808	21.990	18.591	1'47.155	268,2	16:26'34.899
10	33.628	31.460	21.939	19.259	1'46.286	268,9	16:28'21.185
11	33.655	36.068	23.083	39.435	2'12.241P	269,6	16:30'33.426
12	4'40.630	32.159	23.933	18.702	5'55.424P		16:36'28.850
13	33.641	31.062	21.651	18.578	1'44.932	268,2	16:38'13.782
14	33.462	30.984	21.660	18.551	1'44.657	268,9	16:39'58.439
15	34.207	47.262	21.947	18.589	2'02.005	266,9	16:42'00.444
16	33.523	30.851	21.779	18.543	1'44.696	268,2	16:43'45.140
17	33.395	36.772	26.951	19.070	1'56.188	266,2	16:45'41.328

8° 64 F. CARICASULO [1'44.557]

Lap	Seg.1	Seg.2	Seg.3	Seg.4	Lap Time	km/h	Local Time
1		32.526	22.483	18.764			16:02'22.368
2	33.822	31.460	22.060	18.708	1'46.050	278,6	16:04'08.418
3	33.999	31.210	22.218	18.722	1'46.149	280,7	16:05'54.567
4	33.626	31.207	21.812	18.838	1'45.483	277,8	16:07'40.050
5	33.557	32.032	23.098	18.755	1'47.442C	278,6	16:09'27.492
6	33.611	31.125	21.813	18.807	1'45.356	277,1	16:11'12.848
7	33.507	31.510	22.078	18.723	1'45.818	277,8	16:12'58.666
8	33.642	31.181	21.771	18.760	1'45.354	274,3	16:14'44.020
9	40.329	39.006	24.160	41.640	2'25.135P	272,9	16:17'09.155
10	5'58.964	32.577	23.043	18.688	7'13.272P		16:24'22.427
11	33.616	31.082	21.818	18.817	1'45.333	275,0	16:26'07.760
12	33.589	31.098	21.739	18.842	1'45.268	273,6	16:27'53.028
13	33.630	31.253	21.802	18.820	1'45.505	275,0	16:29'38.533
14	33.720	33.060	23.915	40.434	2'11.129P	275,0	16:31'49.662
15	3'34.212	31.723	22.092	18.791	4'46.818P		16:36'36.480
16	33.617	31.084	21.634	18.624	1'44.959	273,6	16:38'21.439
17	33.046	33.835	28.687	19.105	1'54.673	276,4	16:40'16.112
18	33.374	31.188	21.651	18.561	1'44.774	273,6	16:42'00.886
19	33.436	30.818	21.791	18.512	1'44.557	281,5	16:43'45.443
20	33.834	31.175	21.995	18.639	1'45.643	277,1	16:45'31.086

11° 28 G. VAN STRAALEN [1'44.690]

Lap	Seg.1	Seg.2	Seg.3	Seg.4	Lap Time	km/h	Local Time
1		32.352	22.372	18.817			16:02'21.129
2	34.220	31.701	22.004	18.790	1'46.715	270,9	16:04'07.844
3	34.309	31.944	22.122	18.777	1'47.152	272,3	16:05'54.996
4	33.656	31.468	21.777	18.807	1'45.708C	277,1	16:07'40.704
5	34.019	31.982	22.445	18.835	1'47.281C	269,6	16:09'27.985
6	34.667	31.579	21.865	18.901	1'47.012	272,9	16:11'14.997
7	33.704	31.974	22.814	40.285	2'08.777P	268,9	16:13'23.774
8	6'30.802	31.794	21.941	18.856	7'43.393P		16:21'07.167
9	33.960	31.554	21.840	18.756	1'46.110C	263,7	16:22'53.277
10	33.785	31.818	21.705	18.833	1'46.141	266,9	16:24'39.418
11	33.999	31.400	21.857	18.854	1'46.110	264,9	16:26'25.528
12	34.013	31.401	21.975	39.670	2'07.059P	265,6	16:28'32.587
13	4'10.289	32.063	21.590	18.597	5'22.539CP		16:33'55.126
14	33.448	31.018	21.679	18.545	1'44.690	270,2	16:35'39.816

12° 69 T. BOOTH-AMOS [1'44.774]

Lap	Seg.1	Seg.2	Seg.3	Seg.4	Lap Time	km/h	Local Time
1		35.814	25.183	18.682			16:02'15.801
2	34.129	31.561	26.781	20.577	1'53.048	275,7	16:04'08.849
3	33.979	31.395	22.184	18.623	1'46.181	275,7	16:05'55.030
4	33.903	31.324	21.954	18.498	1'45.679C	268,9	16:07'40.709
5	33.701	31.504	22.577	18.917	1'46.699C	268,2	16:09'27.408
6	33.953	31.132	21.939	18.524	1'45.548	272,3	16:11'12.956
7	33.843	31.263	22.169	18.703	1'45.978	275,7	16:12'58.934
8	33.592	31.275	21.793	18.559	1'45.219	274,3	16:14'44.153
9	38.133	31.851	26.116	39.230	2'15.330CP	273,6	16:16'59.483
10	8'24.158	31.923	21.903	18.650	9'36.634P		16:26'36.117
11	34.241	31.693	21.887	18.614	1'46.435	268,9	16:28'22.552
12	33.632	31.336	21.972	18.640	1'45.580	267,6	16:30'08.132
13	33.692	31.225	21.742	18.628	1'45.287	268,9	16:31'53.419
14	33.747	31.516	21.944	20.385	1'47.592	269,6	16:33'41.011
15	43.482	32.132	22.234	39.332	2'17.180P	197,4	16:35'58.191
16	5'08.558	33.948	22.791	18.548	6'23.845P		16:42'22.036
17	33.526	30.986	21.731	18.531	1'44.774	275,7	16:44'06.810
18	33.667	31.021	21.917	18.595	1'45.200	268,9	16:45'52.010

9° 23 M. SCHROETTER [1'44.564]

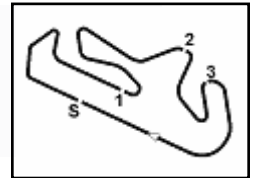
Lap	Seg.1	Seg.2	Seg.3	Seg.4	Lap Time	km/h	Local Time
1		33.645	29.372	18.803			16:02'39.005
2	33.799	31.021	21.631	18.593	1'45.044	272,9	16:04'24.049
3	33.585	31.030	21.581	18.556	1'44.752	272,3	16:06'08.801
4	33.460	31.153	27.183	19.099	1'50.895	275,0	16:07'59.696
5	33.646	30.977	21.354	18.553	1'44.530C	275,0	16:09'44.226
6	33.470	30.967	21.731	18.508	1'44.676	274,3	16:11'28.902
7	33.478	31.039	21.675	18.462	1'44.654	272,9	16:13'13.556
8	36.850	32.419	22.239	39.934	2'11.442P	270,9	16:15'24.998
9	6'46.426	31.836	21.920	18.609	7'58.791P		16:23'23.789
10	33.616	31.173	21.660	18.481	1'44.930	270,2	16:25'08.719
11	33.528	31.115	21.485	18.549	1'44.677	272,3	16:26'53.396
12	33.550	31.031	21.700	18.556	1'44.837	271,6	16:28'38.233
13	33.556	30.968	21.525	18.515	1'44.564	272,9	16:30'22.797
14	33.476	31.144	21.657	18.491	1'44.768	272,3	16:32'07.565
15	34.455	34.169	22.058	40.188	2'10.870P	272,3	16:34'18.435
16	3'27.440	32.582	21.843	19.676	4'41.541CP		16:38'59.976

29/09/2023

P = Pits In/Out - C = Lap Time Cancelled

These data/results cannot be reproduced, stored and/or transmitted in whole or in part by any manner of electronic, mechanical, photocopying, recording, broadcasting or otherwise now known or herein after developed without the previous express consent by the copyright owner, except for reproduction in daily press and regular printed publications on sale to the public within 60 days of the event related to those data/results and always provided that copyright symbol appears together as follows below.

© DORNA WSBK ORGANIZATION Srl 2023



Portimao 4.592 m

3 / 6

Pirelli Portuguese Round, 29 September - 1 October 2023
Chronological Analysis Free Practice 2nd Session

13° 61 C. ONCU [1'44.777]								16° 54 B. SOFUOGLU [1'45.217]							
Lap	Seg.1	Seg.2	Seg.3	Seg.4	Lap Time	km/h	Local Time	Lap	Seg.1	Seg.2	Seg.3	Seg.4	Lap Time	km/h	Local Time
1		31.743	22.538	19.041			16:02'02.851	1		32.410	22.159	18.717			16:02'26.534
2	34.181	31.410	21.947	18.762	1'46.300	275,7	16:03'49.151	2	33.955	31.731	26.427	19.269	1'51.382	277,1	16:04'17.916
3	33.460	31.428	21.861	18.758	1'45.507	275,7	16:05'34.658	3	33.976	31.875	22.143	18.604	1'46.598	277,1	16:06'04.514
4	33.597	31.330	21.717	18.768	1'45.412	273,6	16:07'20.070	4	33.794	31.396	21.741	18.582	1'45.513	275,7	16:07'50.027
5	33.451	31.293	25.279	18.927	1'48.950	272,9	16:09'09.020	5	33.729	31.373	21.797	18.602	1'45.501C	276,4	16:09'35.528
6	38.318	31.785	22.156	18.744	1'51.003	272,3	16:11'00.023	6	33.816	31.151	21.776	18.480	1'45.223	277,1	16:11'20.751
7	33.511	31.768	27.821	20.145	1'53.245C	272,3	16:12'53.268	7	33.463	31.835	21.992	18.611	1'45.901	277,8	16:13'06.652
8	33.721	33.089	22.935	39.964	2'09.709P	271,6	16:15'02.977	8	33.824	31.370	21.631	18.572	1'45.397	275,0	16:14'52.049
9	7'28.883	32.818	27.535	18.771	8'48.007P		16:23'50.984	9	36.822	32.668	25.569	41.595	2'16.654P	273,6	16:17'08.703
10	33.922	31.328	22.584	18.982	1'46.816	272,9	16:25'37.800	10	8'47.203	32.942	22.268	18.870	10'01.283P		16:27'09.986
11	33.613	31.705	29.585	18.962	1'53.865	272,9	16:27'31.665	11	33.654	31.306	21.764	18.493	1'45.217	272,9	16:28'55.203
12	33.741	31.417	21.684	18.601	1'45.443	273,6	16:29'17.108	12	33.690	31.517	21.765	18.701	1'45.673	277,1	16:30'40.876
13	33.441	31.355	23.213	38.834	2'06.843P	275,0	16:31'23.951	13	33.536	31.484	21.791	18.589	1'45.400	274,3	16:32'26.276
14	7'46.559	32.884	24.635	19.247	9'03.325P		16:40'27.276	14	40.896	33.456	23.510	41.911	2'19.773P	275,7	16:34'46.049
15	33.856	31.126	21.747	18.532	1'45.261	268,9	16:42'12.537	15	2'36.146	32.241	23.000	18.692	3'50.079P		16:38'36.128
16	33.540	31.163	21.540	18.534	1'44.777	270,9	16:43'57.314	16	33.723	33.034	24.546	18.606	1'49.909	272,9	16:40'26.037
17	39.235	31.803	22.056	18.854	1'51.948	270,2	16:45'49.262	17	33.602	31.325	21.869	18.572	1'45.368	273,6	16:42'11.405
								18	33.567	31.480	25.595	19.187	1'49.829	275,0	16:44'01.234
								19	33.451	31.381	21.951	18.520	1'45.303	274,3	16:45'46.537

14° 72 Y. RUIZ [1'44.945]								17° 50 O. VOSTATEK [1'45.295]							
Lap	Seg.1	Seg.2	Seg.3	Seg.4	Lap Time	km/h	Local Time	Lap	Seg.1	Seg.2	Seg.3	Seg.4	Lap Time	km/h	Local Time
1		32.285	22.309	18.949			16:01'57.034	1		34.019	23.407	18.823			16:02'14.575
2	33.953	31.592	22.026	18.925	1'46.496	268,2	16:03'43.530	2	34.345	31.769	22.099	18.912	1'47.125	268,9	16:04'01.700
3	33.816	31.277	21.973	18.879	1'45.945	270,9	16:05'29.475	3	34.097	31.666	21.962	18.764	1'46.489	274,3	16:05'48.189
4	33.680	31.694	21.885	18.878	1'46.137	270,9	16:07'15.612	4	34.109	31.389	22.120	19.050	1'46.668	276,4	16:07'34.857
5	33.887	31.268	21.880	18.835	1'45.870	269,6	16:09'01.482	5	38.186	32.371	23.492	18.678	1'52.727C	272,9	16:09'27.584
6	33.897	31.350	22.422	18.837	1'46.506	271,6	16:10'47.988	6	34.194	31.178	21.878	18.703	1'45.953	261,1	16:11'13.537
7	33.811	31.380	22.142	18.822	1'46.155C	269,6	16:12'34.143	7	33.807	31.414	22.052	18.675	1'45.948	279,3	16:12'59.485
8	33.813	31.289	21.990	18.735	1'45.827	268,2	16:14'19.970	8	34.340	31.851	23.155	18.751	1'48.097	262,4	16:14'47.582
9	34.383	32.728	22.965	39.980	2'10.056P	268,9	16:16'30.026	9	33.930	34.095	22.671	40.377	2'11.073P	275,7	16:16'58.655
10	4'40.820	32.160	22.502	19.033	5'54.515P		16:22'24.541	10	10'55.798	32.909	25.606	18.969	12'13.282P		16:29'11.937
11	33.717	31.350	21.875	18.773	1'45.715	266,9	16:24'10.256	11	34.139	31.520	21.990	18.761	1'46.410	271,6	16:30'58.347
12	33.680	31.372	21.956	18.748	1'45.756	268,9	16:25'56.012	12	33.901	31.347	22.020	18.922	1'46.190	273,6	16:32'44.537
13	33.688	31.348	21.924	18.686	1'45.646	270,2	16:27'41.658	13	33.923	31.530	21.863	18.700	1'46.016	272,9	16:34'30.553
14	33.552	31.299	22.071	18.649	1'45.571	270,2	16:29'27.229	14	37.365	32.608			1'59.689	272,3	16:36'30.242
15	33.606	31.394	22.130	18.687	1'45.817	270,9	16:31'13.046	15	33.835	31.540	22.013	18.612	1'46.000	274,3	16:38'16.242
16	36.134	32.708	22.784	40.423	2'12.048P	268,2	16:33'25.094	16	33.621	31.322	21.860	18.492	1'45.295	272,9	16:40'01.537
17	4'30.214	31.625	25.142	21.221	5'48.202CP		16:39'13.296	17	33.992	31.507	22.006	18.713	1'46.218	276,4	16:41'47.755
18	33.555	31.259	21.875	18.553	1'45.242	268,9	16:40'58.538	18	35.264	32.077	26.013	19.775	1'53.129C	270,9	16:43'40.884
19	33.549	31.117	21.727	18.552	1'44.945	271,6	16:42'43.483	19	35.078	31.420	22.513	19.105	1'48.116	272,3	16:45'29.000
20	33.719	31.509	21.917	18.745	1'45.890	271,6	16:44'29.373								
21	33.814	31.268	22.040	18.806	1'45.928	258,6	16:46'15.301								

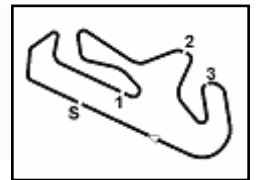
15° 99 A. HUERTAS [1'45.187]								18° 71 T. EDWARDS [1'45.355]							
Lap	Seg.1	Seg.2	Seg.3	Seg.4	Lap Time	km/h	Local Time	Lap	Seg.1	Seg.2	Seg.3	Seg.4	Lap Time	km/h	Local Time
1		32.290	29.660	18.849			16:02'39.632	1		33.993	23.157	19.272			16:02'14.103
2	33.957	31.525	22.002	18.843	1'46.327	272,9	16:04'25.959	2	35.367	33.624	26.310	20.678	1'55.979	269,6	16:04'10.082
3	33.875	31.421	22.035	18.876	1'46.207	274,3	16:06'12.166	3	34.004	31.460	21.945	18.656	1'46.065	274,3	16:05'56.147
4	33.797	31.596	22.155	18.915	1'46.463	274,3	16:07'58.629	4	33.588	31.266	22.050	18.689	1'45.593	279,3	16:07'41.740
5	35.358	31.508	22.050	39.865	2'08.781CP	272,3	16:10'07.410	5	33.601	31.602	22.097	18.573	1'45.873	277,1	16:09'27.613
6	10'42.679	31.903	22.115	19.029	11'55.726P		16:22'03.136	6	40.202	32.217	22.920	18.605	1'53.944	277,1	16:11'21.557
7	33.957	31.464	21.982	18.732	1'46.135	264,9	16:23'49.271	7	33.548	31.547	21.783	18.477	1'45.355	275,0	16:13'06.912
8	33.788	31.321	21.964	18.738	1'45.811	269,6	16:25'35.082	8	33.759	31.334	21.936	18.759	1'45.788	277,8	16:14'52.700
9	33.716	34.735	24.122	40.395	2'12.968P	269,6	16:27'48.050	9	33.726	32.273	22.361	39.509	2'07.869P	272,9	16:17'00.569
10	7'23.673	33.799	25.119	18.665	8'41.256P		16:36'29.306	10	7'38.324	32.582	24.046	18.969	8'53.921P		16:25'54.490
11	33.778	31.181	21.752	18.659	1'45.370	271,6	16:38'14.676	11	34.014	31.427	21.917	18.541	1'45.899	268,9	16:27'40.389
12	33.508	31.215	21.747	18.717	1'45.187	272,3	16:39'59.863	12	33.546	31.446	22.028	18.589	1'45.609	269,6	16:29'25.998
13	33.604	40.903	27.698	20.510	2'02.715	272,3	16:42'02.578	13	35.776	31.964	22.194	39.945	2'09.879P	268,2	16:31'35.877
14	33.548	31.520	22.263	18.884	1'46.215	275,7	16:43'48.793	14	1'57.563	32.664	22.916	18.879	3'12.022P		16:34'47.899
15	33.555	31.247	21.843	18.662	1'45.307	270,2	16:45'34.100	15	33.743	31.524	21.818	18.625	1'45.710	269,6	16:36'33.609
								16	1'13.631	38.958	24.451	40.010	2'57.050P	272,3	16:39'30.659

29/09/2023

P = Pits In/Out - C = Lap Time Cancelled

These data/results cannot be reproduced, stored and/or transmitted in whole or in part by any manner of electronic, mechanical, photocopying, recording, broadcasting or otherwise now known or herein after developed without the previous express consent by the copyright owner, except for reproduction in daily press and regular printed publications on sale to the public within 60 days of the event related to those data/results and always provided that copyright symbol appears together as follows below.

© DORNA WSBK ORGANIZATION Srl 2023



Portimao 4.592 m

Pirelli Portuguese Round, 29 September - 1 October 2023

Chronological Analysis Free Practice 2nd Session

4 / 6

19° 17 J. MCPHEE [1'45.619]								20° 22 F. FULIGNI [1'46.015]							
Lap	Seg.1	Seg.2	Seg.3	Seg.4	Lap Time	km/h	Local Time	Lap	Seg.1	Seg.2	Seg.3	Seg.4	Lap Time	km/h	Local Time
1		32.984	22.696	19.179			16:02'05.248	1		33.040	23.396	18.949			16:02'16.272
2	34.254	31.970	22.341	18.926	1'47.491	277,1	16:03'52.739	2	34.210	31.893	22.281	18.801	1'47.185	273,6	16:04'03.457
3	33.984	31.728	22.482	18.837	1'47.031	277,8	16:05'39.770	3	34.085	31.686	22.056	18.977	1'46.804	274,3	16:05'50.261
4	38.343	33.023	23.183	41.383	2'15.932P	281,5	16:07'55.702	4	33.955	31.495	22.847	18.757	1'47.054	273,6	16:07'37.315
5	9'23.842	35.468	27.998	42.681	1'109.989P		16:19'05.691	5	34.113	31.423	22.096	18.605	1'46.237C	279,3	16:09'23.552
6	8'36.645	33.012	22.397	18.798	9'50.852P		16:28'56.543	6	34.196	31.400	22.091	18.822	1'46.509	272,3	16:11'10.061
7	33.495	31.894	22.115	18.806	1'46.310	275,7	16:30'42.853	7	35.616	32.858	22.074	18.766	1'49.314	276,4	16:12'59.375
8	34.057	31.701	22.326	19.037	1'47.121	266,2	16:32'29.974	8	34.093	31.441	21.975	18.762	1'46.271	271,6	16:14'45.646
9	36.633	32.472	22.686	40.537	2'12.328P	275,0	16:34'42.302	9	39.257	34.414	22.300	39.386	2'15.357P	270,9	16:17'01.003
10	2'56.954	34.361	23.634	22.744	4'17.693CP		16:38'59.995	10	6'52.545	32.556	24.683	18.792	8'08.576P		16:25'09.579
11	34.089	31.320	22.020	18.737	1'46.166	269,6	16:40'46.161	11	34.366	31.702	22.179	18.922	1'47.169	271,6	16:26'56.748
12	33.976	31.678	22.247	18.930	1'46.831	272,9	16:42'32.992	12	34.043	31.659	21.972	18.923	1'46.597	269,6	16:28'43.345
13	33.835	31.821	22.343	18.674	1'46.673	273,6	16:44'19.665	13	34.174	31.681	22.225	37.966	2'06.046P	270,2	16:30'49.391
14	33.626	31.396	21.941	18.656	1'45.619	275,0	16:46'05.284	14	6'08.789	32.808	22.955	20.882	7'25.434P		16:38'14.825

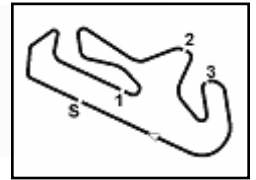
20° 73 M. KOFLER [1'45.786]								21° 51 A. SARMOON [1'46.091]							
Lap	Seg.1	Seg.2	Seg.3	Seg.4	Lap Time	km/h	Local Time	Lap	Seg.1	Seg.2	Seg.3	Seg.4	Lap Time	km/h	Local Time
1		32.802	23.203	19.423			16:02'18.430	1		32.564	22.565	20.277			16:02'02.965
2	34.399	31.598	22.484	19.250	1'47.731	272,3	16:04'06.161	2	34.465	31.826	21.899	18.718	1'46.908	277,1	16:03'49.873
3	34.677	31.852	23.463	19.353	1'49.325	271,6	16:05'55.486	3	33.851	32.273	22.209	18.702	1'47.035	274,3	16:05'36.908
4	33.896	31.320	22.179	18.830	1'46.225	279,3	16:07'41.711	4	34.157	31.780	22.016	18.579	1'46.532	273,6	16:07'23.440
5	34.093	31.531	22.268	18.749	1'46.641C	275,7	16:09'28.352	5	34.106	31.479	29.906	24.955	2'00.446	274,3	16:09'23.886
6	34.710	31.392	22.153	18.724	1'46.979	280,0	16:11'15.331	6	34.256	31.439	24.298	19.831	1'49.824	273,6	16:11'13.710
7	35.954	33.010	29.033	20.991	1'58.988	277,1	16:13'14.319	7	34.047	31.422	22.115	18.507	1'46.091	275,7	16:12'59.801
8	36.453	32.329	22.393	39.750	2'10.925P	273,6	16:15'25.244	8	34.376	31.758	22.009	18.610	1'46.753	276,4	16:14'46.554
9	7'03.910	34.420	26.830	19.222	8'24.382P		16:23'49.626	9	34.194	34.223	25.717	21.161	1'55.295	268,9	16:16'41.849
10	34.125	31.401	22.149	18.808	1'46.483	270,9	16:25'36.109	10	35.205	32.732	23.865	42.686	2'14.488P	266,9	16:18'56.337
11	34.039	34.642	25.723	19.088	1'53.492	270,2	16:27'29.601	11	10'18.228	31.725	21.924	18.690	1'30.567P		16:30'26.904
12	33.885	31.597	22.261	18.744	1'46.487	271,6	16:29'16.088	12	33.457	37.294	28.623	20.428	1'59.802	268,9	16:32'26.706
13	33.914	31.688	22.831	18.810	1'47.243	272,9	16:31'03.331	13	34.055	31.753	21.882	18.911	1'46.601	273,6	16:34'13.307
14	33.791	31.269	22.123	18.808	1'45.991	270,9	16:32'49.322	14	39.705	34.561	30.955	21.616	2'06.837	265,6	16:36'20.144
15	35.384	32.578	23.047	40.139	2'11.148P	270,9	16:35'00.470	15	34.374	33.567	28.178	18.616	1'54.735	268,2	16:38'14.879
16	4'05.874	32.843	27.084	21.640	5'27.441P		16:40'27.911	16	34.221	31.437	22.027	18.458	1'46.143	268,2	16:40'01.022
17	33.912	31.268	22.021	18.640	1'45.841	270,9	16:42'13.752	17	34.277	35.333	25.626	26.532	2'01.768	275,0	16:42'02.790
18	33.728	31.106	22.153	18.799	1'45.786	271,6	16:43'59.538	18	33.792	31.818	22.062	18.844	1'46.516	277,1	16:43'49.306
19	34.229	31.946	23.021	18.730	1'47.926	270,2	16:45'47.464	19	48.627	42.350	27.407	44.301	2'42.685P	266,2	16:46'31.991

21° 95 T. MACKENZIE [1'45.872]								22° 45 T. SMITS [1'46.299]							
Lap	Seg.1	Seg.2	Seg.3	Seg.4	Lap Time	km/h	Local Time	Lap	Seg.1	Seg.2	Seg.3	Seg.4	Lap Time	km/h	Local Time
1		33.488	22.870	19.288			16:02'42.680	1		32.566	23.473	19.036			16:02'02.395
2	34.367	31.844	24.024	19.451	1'49.686	266,9	16:04'32.366								
3	37.188	31.797	22.063	19.018	1'50.066	267,6	16:06'22.432								
4	34.118	31.431	22.228	18.921	1'46.698	268,9	16:08'09.130								
5	33.920	31.440	22.102	18.918	1'46.380C	268,9	16:09'55.510								
6	39.063	33.518	23.017	40.222	2'15.820P	267,6	16:12'11.330								
7	14'01.214	33.676	23.153	19.243	15'17.286P		16:27'28.616								
8	34.147	31.996	27.166	19.119	1'52.428	265,6	16:29'21.044								
9	33.784	32.343	22.036	18.781	1'46.944	268,9	16:31'07.988								
10	34.946	31.951	22.472	41.010	2'10.379P	268,9	16:33'18.367								
11	4'41.803	35.454	22.681	18.982	5'58.920CP		16:39'17.287								
12	33.995	31.615	21.950	18.807	1'46.367	266,2	16:41'03.654								
13	33.702	32.208	25.301	18.722	1'49.933	263,7	16:42'53.587								
14	33.780	31.410	22.118	18.564	1'45.872	271,6	16:44'39.459								
15	33.849	31.675	21.830	18.887	1'46.241	268,9	16:46'25.700								

29/09/2023 P = Pits In/Out - C = Lap Time Cancelled

These data/results cannot be reproduced, stored and/or transmitted in whole or in part by any manner of electronic, mechanical, photocopying, recording, broadcasting or otherwise now known or herein after developed without the previous express consent by the copyright owner, except for reproduction in daily press and regular printed publications on sale to the public within 60 days of the event related to those data/results and always provided that copyright symbol appears together as follows below.

© DORNA WSBK ORGANIZATION Srl 2023



Portimao 4.592 m

Pirelli Portuguese Round, 29 September - 1 October 2023
Chronological Analysis Free Practice 2nd Session

14	34.667	32.650	22.555	19.303	1'49.175	267,6	16:34'41.213
15	34.849	32.647	22.838	19.228	1'49.562	264,3	16:36'30.775
16	34.577	32.521	22.665	19.202	1'48.965	268,2	16:38'19.740
17	34.779	33.004	22.762	19.426	1'49.971	266,9	16:40'09.711
18	35.280	33.162	23.091	19.243	1'50.776	261,1	16:42'00.487
19	35.059	33.109	22.642	19.174	1'49.984	265,6	16:43'50.471
20	34.715	32.215	23.022	19.295	1'49.247	265,6	16:45'39.718

32° **29 N. SPINELLI**

Lap	Seg.1	Seg.2	Seg.3	Seg.4	Lap Time	km/h	Local Time
1		41.951	26.198	42.704			16:03'38.569

29/09/2023

P = Pits In/Out - C = Lap Time Cancelled

These data/results cannot be reproduced, stored and/or transmitted in whole or in part by any manner of electronic, mechanical, photocopying, recording, broadcasting or otherwise now known or herein after developed without the previous express consent by the copyright owner, except for reproduction in daily press and regular printed publications on sale to the public within 60 days of the event related to those data/results and always provided that copyright symbol appears together as follows below.

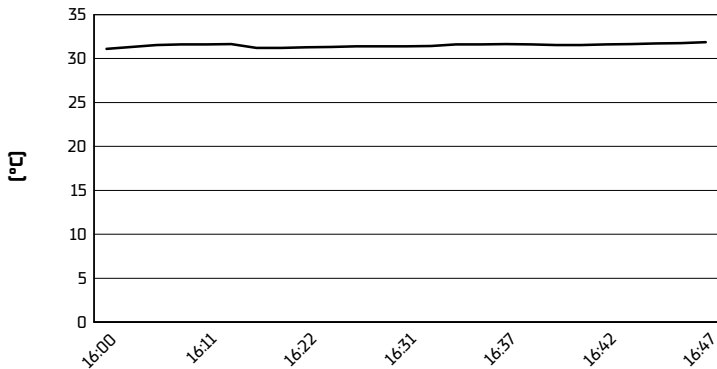
© DORNA WSBK ORGANIZATION Srl 2023

Pirelli Portuguese Round, 29 September - 1 October 2023

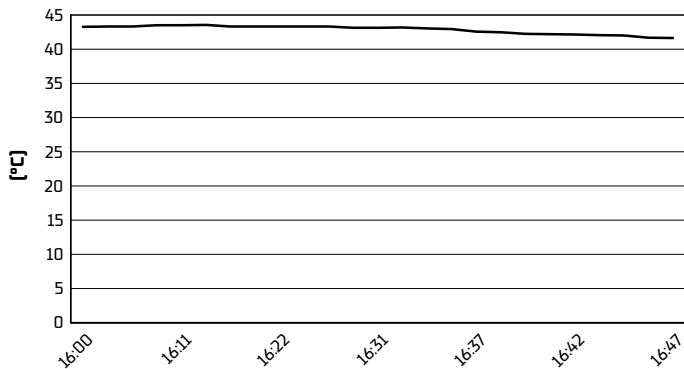
Weather Report Free Practice 2nd Session

Session started 16:00 - Session ended 16:48


Air Temperature



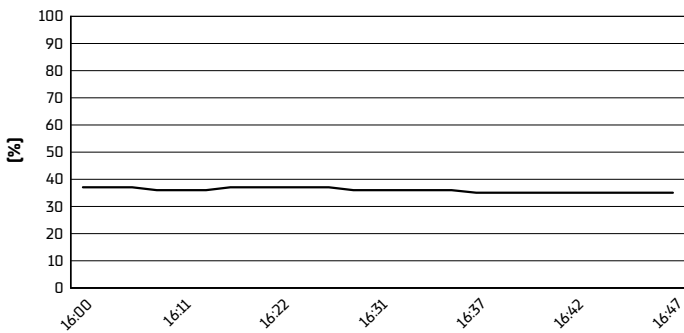
Track Temperature



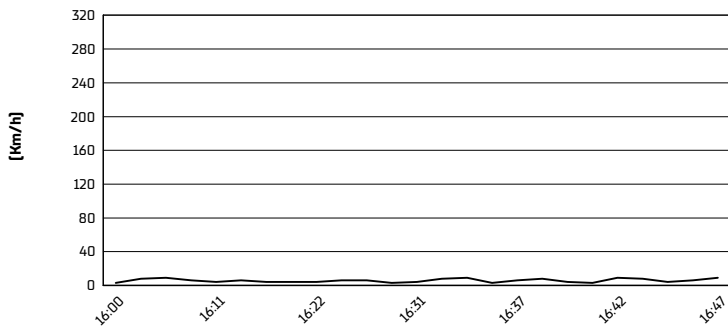
Air Pressure



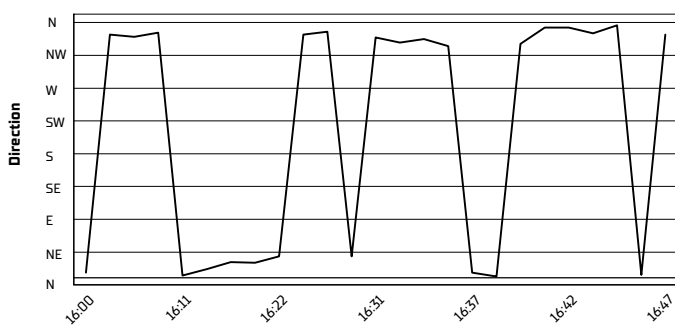
Humidity



Wind Speed



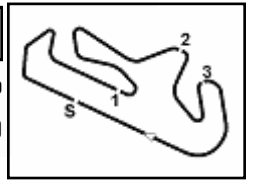
Wind Direction



29/09/2023

These data/results cannot be reproduced, stored and/or transmitted in whole or in part by any manner of electronic, mechanical, photocopying, recording, broadcasting or otherwise now known or herein after developed without the previous express consent by the copyright owner, except for reproduction in daily press and regular printed publications on sale to the public within 60 days of the event related to those data/results and always provided that copyright symbol appears together as follows below.

© DORNA WSBK ORGANIZATION Srl 2023



Portimao 4.592 m

Pirelli Portuguese Round, 29 September - 1 October 2023
Best Laps & Speeds

1 / 2

No.	Rider	Nat	Best Lap		FP1		FP2												
			LL	SPD	LL	SPD	LL	SPD											
1	9 J. NAVARRO Yamaha YZF R6	ESP	1'43.849 36 277,8		1'44.313 19 277,8		1'43.849 17 274,3												
2	55 Y. MONTELLA Ducati Panigale V2	ITA	1'43.878 40 280,7		1'44.686 20 280,7		1'43.878 20 279,2												
3	11 N. BULEGA Ducati Panigale V2	ITA	1'43.883 33 285,1		1'44.373 14 285,1		1'43.883 19 277,8												
4	94 V. DEBISE Yamaha YZF R6	FRA	1'44.137 39 277,8		1'44.907 21 277,8		1'44.137 18 275,7												
5	62 S. MANZI Yamaha YZF R6	ITA	1'44.190 32 280,7		1'44.190 20 280,7		1'44.511 12 274,3												
6	3 R. DE ROSA Ducati Panigale V2	ITA	1'44.383 34 276,4		1'44.383 17 276,4		1'44.550 17 275,0												
7	64 F. CARICASULO Ducati Panigale V2	ITA	1'44.464 38 281,4		1'44.464 19 280,0		1'44.557 19 281,4												
8	48 L. DALLA PORTA Yamaha YZF R6	ITA	1'44.471 32 279,2		1'44.913 16 279,2		1'44.471 16 278,5												
9	23 M. SCHROETTER MV Agusta F3 800 RR	GER	1'44.564 38 280,0		1'44.723 19 280,0		1'44.564 19 275,0												
10	66 N. TUULI Triumph Street Triple RS 765	FIN	1'44.657 28 277,1		1'45.264 12 277,1		1'44.657 16 272,2												
11	28 G. VAN STRAALEN Yamaha YZF R6	NED	1'44.690 29 277,1		1'45.274 16 273,6		1'44.690 13 277,1												
12	69 T. BOOTH-AMOS Kawasaki ZX-6R	GBR	1'44.774 30 276,4		1'45.927 13 276,4		1'44.774 17 275,7												
13	61 C. ONCU Kawasaki ZX-6R	TUR	1'44.777 34 277,1		1'45.467 18 277,1		1'44.777 16 275,7												
14	72 Y. RUIZ Yamaha YZF R6	ESP	1'44.945 40 274,3		1'45.610 20 274,3		1'44.945 20 271,5												
15	99 A. HUERTAS Kawasaki ZX-6R	ESP	1'45.187 23 275,7		1'46.333 9 273,6		1'45.187 14 275,7												
16	71 T. EDWARDS Yamaha YZF R6	AUS	1'45.198 34 279,2		1'45.198 19 279,2		1'45.355 15 279,2												
17	54 B. SOFUOGLU MV Agusta F3 800 RR	TUR	1'45.217 38 282,9		1'45.346 20 282,9		1'45.217 18 277,8												
18	50 O. VOSTATEK Triumph Street Triple RS 765	CZE	1'45.295 36 283,6		1'45.894 18 283,6		1'45.295 18 279,2												
19	17 J. MCPHEE Ducati Panigale V2	GBR	1'45.619 29 283,6		1'45.900 16 283,6		1'45.619 13 281,4												
20	73 M. KOFLER Ducati Panigale V2	AUT	1'45.786 36 280,0		1'46.400 18 279,2		1'45.786 18 280,0												
21	29 N. SPINELLI Yamaha YZF R6	ITA	1'45.800 5 278,5		1'45.800 5 278,5														
22	95 T. MACKENZIE Honda CBR600RR	GBR	1'45.872 30 272,2		1'46.438 16 272,2		1'45.872 14 271,5												
23	27 A. DIAZ Yamaha YZF R6	ESP	1'45.888 38 275,0		1'46.495 19 273,6		1'45.888 19 275,0												
24	22 F. FULIGNI Ducati Panigale V2	ITA	1'46.015 36 279,2		1'46.091 19 277,1		1'46.015 17 279,2												
25	51 A. SARMOON Yamaha YZF R6	THA	1'46.091 39 277,1		1'46.479 21 275,7		1'46.091 18 277,1												

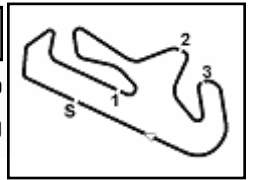
29/09/2023

These data/results cannot be reproduced, stored and/or transmitted in whole or in part by any manner of electronic, mechanical, photocopying, recording, broadcasting or otherwise now known or herein after developed without the previous express consent by the copyright owner, except for reproduction in daily press and regular printed publications on sale to the public within 60 days of the event related to those data/results and always provided that copyright symbol appears together as follows below.

© DORNA WSBK ORGANIZATION Srl 2023

FICR PERUGIA TIMING





Portimao 4.592 m

Pirelli Portuguese Round, 29 September - 1 October 2023
Best Laps & Speeds

2 / 2

No.	Rider	Nat	Best Lap		FP1		FP2							
			LL	SPD	LL	SPD	LL	SPD						
26	45 T. SMITS Yamaha YZF R6	NED	1'46.299 32	276,4	1'46.708 14	276,4	18	273,6						
27	88 A. MIGNO Honda CBR600RR	ITA	1'46.454 32	273,6	1'46.869 15	272,9	17	273,6						
28	35 L. TACCINI Kawasaki ZX-6R	ITA	1'46.574 38	280,7	1'46.574 19	280,7	19	277,1						
29	16 Y. OKAYA Kawasaki ZX-6R	JPN	1'46.877 21	274,3	1'46.877 18	273,6	3	274,3						
30	68 L. POWER Kawasaki ZX-6R	AUS	1'47.068 34	272,9	1'47.068 19	272,9	15	272,9						
31	26 M. NORRODIN Honda CBR600RR	MAS	1'47.314 33	272,2	1'47.650 15	272,2	18	271,5						
32	98 M. ABE Yamaha YZF R6	JPN	1'48.785 36	272,2	1'50.165 17	272,2	19	269,5						

29/09/2023

These data/results cannot be reproduced, stored and/or transmitted in whole or in part by any manner of electronic, mechanical, photocopying, recording, broadcasting or otherwise now known or herein after developed without the previous express consent by the copyright owner, except for reproduction in daily press and regular printed publications on sale to the public within 60 days of the event related to those data/results and always provided that copyright symbol appears together as follows below.

© DORNA WSBK ORGANIZATION Srl 2023