

**Pirelli Portuguese Round, 29 September - 1 October 2023**  
**Results Warm Up**

No.	Rider	Nat	Team	Bike	Class	Time	Gap	Rel.	Laps	Speed	
										Avg	Max
1	<b>23 M. SCHROETTER</b>	GER	MV Agusta Reparto Corse	MV Agusta F3 800 RR		<b>1'43.620</b>			8	159,537	<b>272,9</b>
2	<b>11 N. BULEGA</b>	ITA	Aruba.it Racing WorldSSP Team	Ducati Panigale V2		<b>1'43.703</b>	0.083	0.083	7	159,409	<b>274,3</b>
3	<b>55 Y. MONTELLA</b>	ITA	Barni Spark Racing Team	Ducati Panigale V2		<b>1'43.977</b>	0.357	0.274	7	158,989	<b>275,7</b>
4	<b>62 S. MANZI</b>	ITA	Ten Kate Racing Yamaha	Yamaha YZF R6		<b>1'44.019</b>	0.399	0.042	7	158,925	<b>272,9</b>
5	<b>9 J. NAVARRO</b>	ESP	Ten Kate Racing Yamaha	Yamaha YZF R6		<b>1'44.066</b>	0.446	0.047	7	158,853	<b>272,3</b>
6	<b>54 B. SOFUOGLU</b>	TUR	MV Agusta Reparto Corse	MV Agusta F3 800 RR		<b>1'44.082</b>	0.462	0.016	8	158,829	<b>281,5</b>
7	<b>69 T. BOOTH-AMOS</b>	GBR	Motozoo ME AIR Racing	Kawasaki ZX-6R	*	<b>1'44.213</b>	0.593	0.131	5	158,629	<b>269,6</b>
8	<b>61 C. ONCU</b>	TUR	Kawasaki Puccetti Racing	Kawasaki ZX-6R		<b>1'44.219</b>	0.599	0.006	4	158,620	<b>271,6</b>
9	<b>48 L. DALLA PORTA</b>	ITA	Evan Bros. WorldSSP Yamaha Team	Yamaha YZF R6		<b>1'44.242</b>	0.622	0.023	8	158,585	<b>274,3</b>
10	<b>99 A. HUERTAS</b>	ESP	MTM Kawasaki	Kawasaki ZX-6R		<b>1'44.295</b>	0.675	0.053	8	158,504	<b>278,6</b>
11	<b>71 T. EDWARDS</b>	AUS	Yart-Yamaha WorldSSP Team	Yamaha YZF R6	*	<b>1'44.320</b>	0.700	0.025	8	158,466	<b>271,6</b>
12	<b>66 N. TUULI</b>	FIN	PTR Triumph	Triumph Street Triple RS 765		<b>1'44.423</b>	0.803	0.103	7	158,310	<b>272,3</b>
13	<b>64 F. CARICASULO</b>	ITA	Althea Racing Team	Ducati Panigale V2		<b>1'44.432</b>	0.812	0.009	7	158,296	<b>278,6</b>
14	<b>94 V. DEBISE</b>	FRA	GMT94 Yamaha	Yamaha YZF R6		<b>1'44.448</b>	0.828	0.016	8	158,272	<b>270,2</b>
15	<b>45 T. SMITS</b>	NED	Yamaha Thailand Racing Team	Yamaha YZF R6		<b>1'44.598</b>	0.978	0.150	7	158,045	<b>269,6</b>
16	<b>28 G. VAN STRAALEN</b>	NED	EAB Racing Team	Yamaha YZF R6		<b>1'44.664</b>	1.044	0.066	8	157,945	<b>274,3</b>
17	<b>72 Y. RUIZ</b>	ESP	MDR Offtec Yamaha	Yamaha YZF R6		<b>1'44.687</b>	1.067	0.023	8	157,911	<b>271,6</b>
18	<b>3 R. DE ROSA</b>	ITA	Orelac Racing Verdnature	Ducati Panigale V2		<b>1'44.696</b>	1.076	0.009	7	157,897	<b>270,2</b>
19	<b>27 A. DIAZ</b>	ESP	Arco Yart Yamaha WorldSSP	Yamaha YZF R6	*	<b>1'44.812</b>	1.192	0.116	8	157,722	<b>273,6</b>
20	<b>50 O. VOSTATEK</b>	CZE	PTR Triumph	Triumph Street Triple RS 765		<b>1'44.895</b>	1.275	0.083	8	157,598	<b>273,6</b>
21	<b>95 T. MACKENZIE</b>	GBR	PETRONAS MIE Racing Honda Team	Honda CBR600RR		<b>1'45.251</b>	1.631	0.356	6	157,065	<b>268,2</b>
22	<b>26 M. NORRODIN</b>	MAS	PETRONAS MIE Racing Honda Team	Honda CBR600RR		<b>1'45.485</b>	1.865	0.234	8	156,716	<b>272,3</b>
23	<b>17 J. MCPHEE</b>	GBR	D34G Racing	Ducati Panigale V2		<b>1'45.651</b>	2.031	0.166	4	156,470	<b>277,1</b>
24	<b>68 L. POWER</b>	AUS	Motozoo ME AIR Racing	Kawasaki ZX-6R	*	<b>1'45.688</b>	2.068	0.037	8	156,415	<b>273,6</b>
25	<b>73 M. KOFLER</b>	AUT	D34G Racing	Ducati Panigale V2	*	<b>1'45.868</b>	2.248	0.180	7	156,149	<b>276,4</b>
26	<b>51 A. SARMOON</b>	THA	Yamaha Thailand Racing Team	Yamaha YZF R6		<b>1'45.899</b>	2.279	0.031	8	156,103	<b>279,3</b>
27	<b>88 A. MIGNO</b>	ITA	PETRONAS MIE Racing Honda Team	Honda CBR600RR		<b>1'46.041</b>	2.421	0.142	8	155,894	<b>272,3</b>
28	<b>16 Y. OKAYA</b>	JPN	ProDina Kawasaki Racing	Kawasaki ZX-6R	*	<b>1'46.852</b>	3.232	0.811	8	154,711	<b>272,3</b>
29	<b>35 L. TACCINI</b>	ITA	Vince64 by Puccetti Racing	Kawasaki ZX-6R		<b>1'47.421</b>	3.801	0.569	3	153,892	<b>270,9</b>
30	<b>98 M. ABE</b>	JPN	VFT Racing WEBIKE Yamaha	Yamaha YZF R6	*	<b>1'48.509</b>	4.889	1.088	8	152,349	<b>274,3</b>

\* WorldSSP Challenge

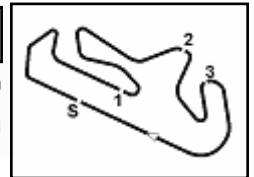
AIR	Humidity:	38%	Temp:	27°C
TRACK	Condition:	Dry	Temp:	24°C

Records	Pole	[SP]	2023 N.Bulega	1'42.769	160,860	Km/h
	Race	[RC1]	2023 Y.Montella	1'43.686	159,440	Km/h
	All Times	[SP]	2023 N.Bulega	1'42.769	160,860	Km/h

Start 09:25 End 09:43 The results are provisional until the end of the time limit for protests and appeals and the completion of the technical checks.

These data/results cannot be reproduced, stored and/or transmitted in whole or in part by any manner of electronic, mechanical, photocopying, recording, broadcasting or otherwise now known or herein after developed without the previous express consent by the copyright owner, except for reproduction in daily press and regular printed publications on sale to the public within 60 days of the event related to those data/results and always provided that copyright symbol appears together as follows below.

© DORNA WSBK ORGANIZATION Srl 2023



**Pirelli Portuguese Round, 29 September - 1 October 2023**  
**Results Warm Up**

**Session Highlights**

Local Time	No. Rider	Description
09.25.00		Start
09.25.05		WorldSSP Pit Intervention Time: 1min 50secs
09.27.44	<b>69</b> T. <b>BOOTH-AMOS</b>	Technical Problem - Turn 1
09.27.53	<b>69</b> T. <b>BOOTH-AMOS</b>	Re-joined
09.29.47	<b>54</b> B. <b>SOFUOGLU</b>	Lap Cancelled [1'46.386] - Exceeded Track Limits - Turn 4
09.29.55	<b>69</b> T. <b>BOOTH-AMOS</b>	Technical Problem - Turn 1
09.30.31	<b>35</b> L. <b>TACCINI</b>	Lap Cancelled [1'49.423] - Exceeded Track Limits - Turn 15
09.32.45	<b>99</b> A. <b>HUERTAS</b>	Lap Cancelled [1'44.041] - Exceeded Track Limits - Turn 4
09.34.21	<b>94</b> V. <b>DEBISE</b>	Lap Cancelled [1'44.601] - Exceeded Track Limits - Turn 4
09.36.31	<b>27</b> A. <b>DIAZ</b>	Lap Cancelled [1'48.527] - Exceeded Track Limits - Turn 4
09.39.51	<b>23</b> M. <b>SCHROETTER</b>	Lap Cancelled [1'47.101] - Exceeded Track Limits - Turn 4
09.40.37	<b>69</b> T. <b>BOOTH-AMOS</b>	Crashed - Turn 13
09.40.44	<b>69</b> T. <b>BOOTH-AMOS</b>	Re-joined
09.42.58	<b>16</b> Y. <b>OKAYA</b>	Lap Cancelled [1'47.459] - Exceeded Track Limits - Turn 15
09.43.23	<b>27</b> A. <b>DIAZ</b>	Lap Cancelled [2'15.347] - Yellow Flag - Turn 13
09.43.28	<b>50</b> D. <b>VOSTATEK</b>	Lap Cancelled [2'10.991] - Yellow Flag - Turn 13
09.43.33	<b>54</b> B. <b>SOFUOGLU</b>	Lap Cancelled [1'46.367] - Yellow Flag - Turn 13
09.43.38	<b>26</b> M. <b>NORRODIN</b>	Lap Cancelled [1'55.537] - Yellow Flag - Turn 13
09.43.51		End Of Session

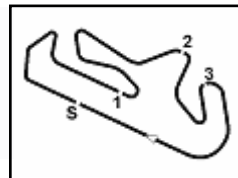
**Fastest Laps Sequence**

No.	Rider	Nat	Team	Bike	Local Time	Time	Gap	Avg
<b>94</b>	V. <b>DEBISE</b>	FRA	GMT94 Yamaha	Yamaha YZF R6	09:28'42.547	<b>1'45.493</b>		156,704
<b>28</b>	G. <b>VAN STRAALEN</b>	NED	EAB Racing Team	Yamaha YZF R6	09:28'46.021	<b>1'45.481</b>	-0.012	156,722
<b>50</b>	D. <b>VOSTATEK</b>	CZE	PTR Triumph	Triumph Street Triple RS 765	09:28'49.842	<b>1'45.470</b>	-0.011	156,738
<b>99</b>	A. <b>HUERTAS</b>	ESP	MTM Kawasaki	Kawasaki ZX-6R	09:29'05.219	<b>1'45.155</b>	-0.315	157,208
<b>23</b>	M. <b>SCHROETTER</b>	GER	MV Agusta Reparto Corse	MV Agusta F3 800 RR	09:29'18.327	<b>1'44.979</b>	-0.176	157,471
<b>11</b>	N. <b>BULEGA</b>	ITA	Aruba.it Racing WorldSSP Team	Ducati Panigale V2	09:30'13.801	<b>1'44.274</b>	-0.705	158,536
<b>55</b>	Y. <b>MONTELLA</b>	ITA	Barni Spark Racing Team	Ducati Panigale V2	09:30'13.999	<b>1'44.192</b>	-0.082	158,661
<b>23</b>	M. <b>SCHROETTER</b>	GER	MV Agusta Reparto Corse	MV Agusta F3 800 RR	09:31'02.353	<b>1'44.026</b>	-0.166	158,914
<b>11</b>	N. <b>BULEGA</b>	ITA	Aruba.it Racing WorldSSP Team	Ducati Panigale V2	09:31'57.624	<b>1'43.823</b>	-0.203	159,225
<b>11</b>	N. <b>BULEGA</b>	ITA	Aruba.it Racing WorldSSP Team	Ducati Panigale V2	09:33'41.430	<b>1'43.806</b>	-0.017	159,251
<b>11</b>	N. <b>BULEGA</b>	ITA	Aruba.it Racing WorldSSP Team	Ducati Panigale V2	09:35'25.217	<b>1'43.787</b>	-0.019	159,280
<b>23</b>	M. <b>SCHROETTER</b>	GER	MV Agusta Reparto Corse	MV Agusta F3 800 RR	09:38'02.257	<b>1'43.620</b>	-0.167	159,537

Start 09:25 End 09:43 The results are provisional until the end of the time limit for protests and appeals and the completion of the technical checks.

These data/results cannot be reproduced, stored and/or transmitted in whole or in part by any manner of electronic, mechanical, photocopying, recording, broadcasting or otherwise now known or herein after developed without the previous express consent by the copyright owner, except for reproduction in daily press and regular printed publications on sale to the public within 60 days of the event related to those data/results and always provided that copyright symbol appears together as follows below.

© DORNA WSBK ORGANIZATION Srl 2023



Portimao 4.592 m

## Pirelli Portuguese Round, 29 September - 1 October 2023

Starting Grid - Race 2 [17 Laps x 4,592 km = 78,064 km]

1	11	BULEGA N. Ducati	1'42.769	2	62	MANZI S. Yamaha	1'43.292	3	55	MONTELLA Y. Ducati	1'43.504
2	9	NAVARRO J. Yamaha	1'43.541	5	94	DEBISE V. Yamaha	1'43.553	6	71	EDWARDS T. Yamaha	1'43.649
3	23	SCHROETTER M. MV Agusta	1'43.690	8	28	VAN STRAALEN G. Yamaha	1'43.726	9	61	ONCU C. Kawasaki	1'43.735
4	64	CARICASULO F. Ducati	1'43.860	11	48	DALLA PORTA L. Yamaha	1'43.866	12	99	HUERTAS A. Kawasaki	1'43.928
5	69	BOOTH-AMOS T. Kawasaki	1'44.066	14	3	DE ROSA R. Ducati	1'44.179	15	66	TUULI N. Triumph	1'44.366
6	72	RUIZ Y. Yamaha	1'44.369	17	54	SOFUOGLU B. MV Agusta	1'44.531	18	50	VOSTATEK O. Triumph	1'44.758
7	17	MCPHEE J. Ducati	1'45.106	20	73	KOFLER M. Ducati	1'45.507	21	45	SMITS T. Yamaha	1'45.603
8	51	SARMOON A. Yamaha	1'45.651	23	27	DIAZ A. Yamaha	1'45.692	24	95	MACKENZIE T. Honda	1'45.765
9	68	POWER L. Kawasaki	1'45.901	26	16	OKAYA Y. Kawasaki	1'46.200	27	26	NORRODIN M. Honda	1'46.539
10	98	ABE M. Yamaha	1'48.129	29	88	MIGNO A. Honda					

N.22 (Fuligni F.) has been declared unfit after Race 1  
N.35 (Taccini L.) has been declared unfit after Warm UP

01/10/2023 The Race Director .....

These data/results cannot be reproduced, stored and/or transmitted in whole or in part by any manner of electronic, mechanical, photocopying, recording, broadcasting or otherwise now known or herein after developed without the previous express consent by the copyright owner, except for reproduction in daily press and regular printed publications on sale to the public within 60 days of the event related to those data/results and always provided that copyright symbol appears together as follows below. © DORNA WSBK ORGANIZATION Srl 2023

**Pirelli Portuguese Round, 29 September - 1 October 2023**  
**Best Sectors & Speed Warm Up**

BEST LAP			
1	23	M. SCHROETTER	MV Agusta F3 800 RR 1'43.620
2	11	N. BULEGA	Ducati Panigale V2 1'43.703
3	55	Y. MONTELLA	Ducati Panigale V2 1'43.977
4	62	S. MANZI	Yamaha YZF R6 1'44.019
5	9	J. NAVARRO	Yamaha YZF R6 1'44.066
6	54	B. SOFUOGLU	MV Agusta F3 800 RR 1'44.082
7	69	T. BOOTH-AMOS	Kawasaki ZX-6R 1'44.213
8	61	C. ONCU	Kawasaki ZX-6R 1'44.219
9	48	L. DALLA PORTA	Yamaha YZF R6 1'44.242
10	99	A. HUERTAS	Kawasaki ZX-6R 1'44.295
11	71	T. EDWARDS	Yamaha YZF R6 1'44.320
12	66	N. TUULI	Triumph Street Triple RS 765 1'44.423
13	64	F. CARICASULO	Ducati Panigale V2 1'44.432
14	94	V. DEBISE	Yamaha YZF R6 1'44.448
15	45	T. SMITS	Yamaha YZF R6 1'44.598
16	28	G. VAN STRAALLEN	Yamaha YZF R6 1'44.664
17	72	Y. RUIZ	Yamaha YZF R6 1'44.687
18	3	R. DE ROSA	Ducati Panigale V2 1'44.696
19	27	A. DIAZ	Yamaha YZF R6 1'44.812
20	50	D. VOSTATEK	Triumph Street Triple RS 765 1'44.895
21	95	T. MACKENZIE	Honda CBR600RR 1'45.251
22	26	M. NORRODIN	Honda CBR600RR 1'45.485
23	17	J. MCPHEE	Ducati Panigale V2 1'45.651
24	68	L. POWER	Kawasaki ZX-6R 1'45.688
25	73	M. KOFLER	Ducati Panigale V2 1'45.868
26	51	A. SARMOON	Yamaha YZF R6 1'45.899
27	88	A. MIGNO	Honda CBR600RR 1'46.041
28	16	Y. OKAYA	Kawasaki ZX-6R 1'46.852
29	35	L. TACCINI	Kawasaki ZX-6R 1'47.421
30	98	M. ABE	Yamaha YZF R6 1'48.509

SPEED			
1	54	B. SOFUOGLU	MV Agusta F3 800 RR 281,5
2	51	A. SARMOON	Yamaha YZF R6 279,3
3	99	A. HUERTAS	Kawasaki ZX-6R 278,6
4	64	F. CARICASULO	Ducati Panigale V2 278,6
5	17	J. MCPHEE	Ducati Panigale V2 277,1
6	73	M. KOFLER	Ducati Panigale V2 276,4
7	55	Y. MONTELLA	Ducati Panigale V2 275,7
8	98	M. ABE	Yamaha YZF R6 274,3
9	28	G. VAN STRAALLEN	Yamaha YZF R6 274,3
10	11	N. BULEGA	Ducati Panigale V2 274,3
11	48	L. DALLA PORTA	Yamaha YZF R6 274,3
12	27	A. DIAZ	Yamaha YZF R6 273,6
13	68	L. POWER	Kawasaki ZX-6R 273,6
14	50	D. VOSTATEK	Triumph Street Triple RS 765 273,6
15	23	M. SCHROETTER	MV Agusta F3 800 RR 272,9
16	62	S. MANZI	Yamaha YZF R6 272,9
17	88	A. MIGNO	Honda CBR600RR 272,3
18	26	M. NORRODIN	Honda CBR600RR 272,3
19	66	N. TUULI	Triumph Street Triple RS 765 272,3
20	9	J. NAVARRO	Yamaha YZF R6 272,3
21	16	Y. OKAYA	Kawasaki ZX-6R 272,3
22	72	Y. RUIZ	Yamaha YZF R6 271,6
23	71	T. EDWARDS	Yamaha YZF R6 271,6
24	61	C. ONCU	Kawasaki ZX-6R 271,6
25	35	L. TACCINI	Kawasaki ZX-6R 270,9
26	94	V. DEBISE	Yamaha YZF R6 270,2
27	3	R. DE ROSA	Ducati Panigale V2 270,2
28	45	T. SMITS	Yamaha YZF R6 269,6
29	69	T. BOOTH-AMOS	Kawasaki ZX-6R 269,6
30	95	T. MACKENZIE	Honda CBR600RR 268,2

SEG. 1		
1	99	A. HUERTAS 33.180
2	11	N. BULEGA 33.185
3	62	S. MANZI 33.207
4	54	B. SOFUOGLU 33.246
5	23	M. SCHROETTER 33.260
6	55	Y. MONTELLA 33.264
7	9	J. NAVARRO 33.320
8	48	L. DALLA PORTA 33.428
9	64	F. CARICASULO 33.431
10	71	T. EDWARDS 33.431
11	28	G. VAN STRAALLEN 33.443
12	61	C. ONCU 33.459
13	72	Y. RUIZ 33.469
14	69	T. BOOTH-AMOS 33.478
15	3	R. DE ROSA 33.487
16	17	J. MCPHEE 33.539
17	66	N. TUULI 33.555
18	94	V. DEBISE 33.572
19	45	T. SMITS 33.642
20	26	M. NORRODIN 33.643
21	27	A. DIAZ 33.664
22	50	D. VOSTATEK 33.676
23	95	T. MACKENZIE 33.746
24	51	A. SARMOON 33.885
25	73	M. KOFLER 33.895
26	88	A. MIGNO 33.927
27	68	L. POWER 33.942
28	16	Y. OKAYA 34.123
29	35	L. TACCINI 34.251
30	98	M. ABE 34.683

SEG. 2		
1	11	N. BULEGA 30.498
2	55	Y. MONTELLA 30.654
3	23	M. SCHROETTER 30.655
4	99	A. HUERTAS 30.736
5	64	F. CARICASULO 30.745
6	66	N. TUULI 30.757
7	48	L. DALLA PORTA 30.803
8	45	T. SMITS 30.818
9	3	R. DE ROSA 30.822
10	62	S. MANZI 30.869
11	54	B. SOFUOGLU 30.870
12	94	V. DEBISE 30.871
13	72	Y. RUIZ 30.879
14	50	D. VOSTATEK 30.929
15	9	J. NAVARRO 30.935
16	69	T. BOOTH-AMOS 30.936
17	71	T. EDWARDS 30.938
18	61	C. ONCU 30.990
19	17	J. MCPHEE 31.005
20	26	M. NORRODIN 31.077
21	27	A. DIAZ 31.086
22	28	G. VAN STRAALLEN 31.103
23	95	T. MACKENZIE 31.171
24	68	L. POWER 31.228
25	73	M. KOFLER 31.239
26	51	A. SARMOON 31.280
27	88	A. MIGNO 31.463
28	16	Y. OKAYA 31.913
29	35	L. TACCINI 32.140
30	98	M. ABE 32.165

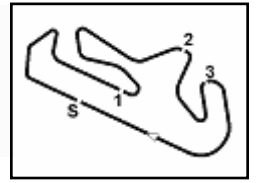
SEG. 3		
1	23	M. SCHROETTER 21.317
2	61	C. ONCU 21.354
3	9	J. NAVARRO 21.404
4	11	N. BULEGA 21.456
5	54	B. SOFUOGLU 21.458
6	62	S. MANZI 21.471
7	94	V. DEBISE 21.481
8	3	R. DE ROSA 21.491
9	45	T. SMITS 21.500
10	55	Y. MONTELLA 21.508
11	69	T. BOOTH-AMOS 21.517
12	71	T. EDWARDS 21.536
13	66	N. TUULI 21.545
14	64	F. CARICASULO 21.551
15	72	Y. RUIZ 21.571
16	48	L. DALLA PORTA 21.576
17	28	G. VAN STRAALLEN 21.591
18	27	A. DIAZ 21.593
19	99	A. HUERTAS 21.604
20	50	D. VOSTATEK 21.605
21	95	T. MACKENZIE 21.795
22	68	L. POWER 21.797
23	17	J. MCPHEE 21.867
24	26	M. NORRODIN 21.885
25	88	A. MIGNO 21.906
26	73	M. KOFLER 21.939
27	51	A. SARMOON 21.975
28	16	Y. OKAYA 22.168
29	35	L. TACCINI 22.217
30	98	M. ABE 22.283

SEG. 4		
1	69	T. BOOTH-AMOS 18.272
2	26	M. NORRODIN 18.281
3	71	T. EDWARDS 18.309
4	51	A. SARMOON 18.323
5	66	N. TUULI 18.324
6	94	V. DEBISE 18.326
7	99	A. HUERTAS 18.354
8	23	M. SCHROETTER 18.355
9	27	A. DIAZ 18.356
10	62	S. MANZI 18.366
11	28	G. VAN STRAALLEN 18.371
12	55	Y. MONTELLA 18.379
13	72	Y. RUIZ 18.402
14	11	N. BULEGA 18.404
15	9	J. NAVARRO 18.405
16	48	L. DALLA PORTA 18.412
17	61	C. ONCU 18.416
18	16	Y. OKAYA 18.417
19	54	B. SOFUOGLU 18.426
20	68	L. POWER 18.459
21	45	T. SMITS 18.470
22	50	D. VOSTATEK 18.481
23	64	F. CARICASULO 18.490
24	95	T. MACKENZIE 18.502
25	17	J. MCPHEE 18.623
26	88	A. MIGNO 18.624
27	3	R. DE ROSA 18.625
28	73	M. KOFLER 18.674
29	35	L. TACCINI 18.813
30	98	M. ABE 18.885

01/10/2023

These data/results cannot be reproduced, stored and/or transmitted in whole or in part by any manner of electronic, mechanical, photocopying, recording, broadcasting or otherwise now known or herein after developed without the previous express consent by the copyright owner, except for reproduction in daily press and regular printed publications on sale to the public within 60 days of the event related to those data/results and always provided that copyright symbol appears together as follows below.

© DORNA WSBK ORGANIZATION Srl 2023



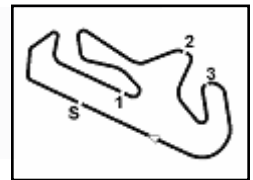
Portimao 4.592 m

**Pirelli Portuguese Round, 29 September - 1 October 2023**  
**Ideal Times Warm Up**

No.	Rider	Nat	Bike	Seg. 1	Seg. 2	Seg. 3	Seg. 4	Ideal Time		
				Diff. 1	Diff. 2	Diff. 3	Diff. 4	Best Lap	Pos.	Diff.
1	<b>11 N. BULEGA</b>	ITA	Ducati Panigale V2	33.185 +0.036	<b>30.498</b> +0.046	21.456 +0.054	18.404 +0.024	<b>1'43.543</b> 1'43.703	2	0.160
2	<b>23 M. SCHROETTER</b>	GER	MV Agusta F3 800 RR	33.260	30.655	<b>21.317</b>	18.355 +0.033	<b>1'43.587</b> 1'43.620	1	0.033
3	<b>55 Y. MONTELLA</b>	ITA	Ducati Panigale V2	33.264 +0.001	30.654 +0.069	21.508 +0.102	18.379	<b>1'43.805</b> 1'43.977	3	0.172
4	<b>99 A. HUERTAS</b>	ESP	Kawasaki ZX-6R	<b>33.180</b>	30.736 +0.302	21.604 +0.043	18.354 +0.076	<b>1'43.874</b> 1'44.295	10	0.421
5	<b>62 S. MANZI</b>	ITA	Yamaha YZF R6	33.207	30.869 +0.027	21.471 +0.014	18.366 +0.065	<b>1'43.913</b> 1'44.019	4	0.106
6	<b>54 B. SOFUOGLU</b>	TUR	MV Agusta F3 800 RR	33.246	30.870 +0.082	21.458	18.426	<b>1'44.000</b> 1'44.082	6	0.082
7	<b>9 J. NAVARRO</b>	ESP	Yamaha YZF R6	33.320 +0.002	30.935	21.404	18.405	<b>1'44.064</b> 1'44.066	5	0.002
8	<b>66 N. TUULI</b>	FIN	Triumph Street Triple RS 765	33.555 +0.152	30.757	21.545 +0.090	18.324	<b>1'44.181</b> 1'44.423	12	0.242
9	<b>69 T. BOOTH-AMOS</b>	GBR	Kawasaki ZX-6R	33.478 +0.004	30.936	21.517	<b>18.272</b> +0.006	<b>1'44.203</b> 1'44.213	7	0.010
10	<b>71 T. EDWARDS</b>	AUS	Yamaha YZF R6	33.431	30.938 +0.001	21.536 +0.105	18.309	<b>1'44.214</b> 1'44.320	11	0.106
11	<b>64 F. CARICASULO</b>	ITA	Ducati Panigale V2	33.431 +0.097	30.745 +0.067	21.551 +0.051	18.490	<b>1'44.217</b> 1'44.432	13	0.215
12	<b>48 L. DALLA PORTA</b>	ITA	Yamaha YZF R6	33.428 +0.014	30.803	21.576	18.412 +0.009	<b>1'44.219</b> 1'44.242	9	0.023
13	<b>61 C. ONCU</b>	TUR	Kawasaki ZX-6R	33.459	30.990	21.354	18.416	<b>1'44.219</b> 1'44.219	8	
14	<b>94 V. DEBISE</b>	FRA	Yamaha YZF R6	33.572 +0.018	30.871	21.481 +0.048	18.326 +0.132	<b>1'44.250</b> 1'44.448	14	0.198
15	<b>72 Y. RUIZ</b>	ESP	Yamaha YZF R6	33.469	30.879 +0.180	21.571 +0.083	18.402 +0.103	<b>1'44.321</b> 1'44.687	17	0.366
16	<b>3 R. DE ROSA</b>	ITA	Ducati Panigale V2	33.487	30.822 +0.110	21.491 +0.043	18.625 +0.118	<b>1'44.425</b> 1'44.696	18	0.271
17	<b>45 T. SMITS</b>	NED	Yamaha YZF R6	33.642 +0.095	30.818 +0.073	21.500	18.470	<b>1'44.430</b> 1'44.598	15	0.168
18	<b>28 G. VAN STRAALEN</b>	NED	Yamaha YZF R6	33.443 +0.068	31.103 +0.029	21.591 +0.018	18.371 +0.041	<b>1'44.508</b> 1'44.664	16	0.156
19	<b>50 O. VOSTATEK</b>	CZE	Triumph Street Triple RS 765	33.676 +0.053	30.929	21.605 +0.106	18.481 +0.045	<b>1'44.691</b> 1'44.895	20	0.204
20	<b>27 A. DIAZ</b>	ESP	Yamaha YZF R6	33.664	31.086 +0.054	21.593 +0.059	18.356	<b>1'44.699</b> 1'44.812	19	0.113
21	<b>26 M. NORRODIN</b>	MAS	Honda CBR600RR	33.643 +0.307	31.077	21.885 +0.292	18.281	<b>1'44.886</b> 1'45.485	22	0.599
22	<b>17 J. MCPHEE</b>	GBR	Ducati Panigale V2	33.539 +0.532	31.005	21.867	18.623 +0.085	<b>1'45.034</b> 1'45.651	23	0.617
23	<b>95 T. MACKENZIE</b>	GBR	Honda CBR600RR	33.746 +0.037	31.171	21.795	18.502	<b>1'45.214</b> 1'45.251	21	0.037
24	<b>68 L. POWER</b>	AUS	Kawasaki ZX-6R	33.942 +0.052	31.228 +0.160	21.797	18.459 +0.050	<b>1'45.426</b> 1'45.688	24	0.262
25	<b>51 A. SARMOON</b>	THA	Yamaha YZF R6	33.885	31.280 +0.289	21.975	18.323 +0.147	<b>1'45.463</b> 1'45.899	26	0.436
26	<b>73 M. KOFLER</b>	AUT	Ducati Panigale V2	33.895 +0.056	31.239	21.939 +0.065	18.674	<b>1'45.747</b> 1'45.868	25	0.121
27	<b>88 A. MIGNO</b>	ITA	Honda CBR600RR	33.927	31.463 +0.037	21.906 +0.058	18.624 +0.026	<b>1'45.920</b> 1'46.041	27	0.121
28	<b>16 Y. OKAYA</b>	JPN	Kawasaki ZX-6R	34.123 +0.041	31.913	22.168 +0.052	18.417 +0.138	<b>1'46.621</b> 1'46.852	28	0.231
29	<b>35 L. TACCINI</b>	ITA	Kawasaki ZX-6R	34.251	32.140	22.217	18.813	<b>1'47.421</b> 1'47.421	29	
30	<b>98 M. ABE</b>	JPN	Yamaha YZF R6	34.683 +0.087	32.165	22.283 +0.204	18.885 +0.202	<b>1'48.016</b> 1'48.509	30	0.493
<b>Overall Ideal Time</b>				33.180	30.498	21.317	18.272	<b>1'43.267</b>		

01/10/2023  
These data/results cannot be reproduced, stored and/or transmitted in whole or in part by any manner of electronic, mechanical, photocopying, recording, broadcasting or otherwise now known or herein after developed without the previous express consent by the copyright owner, except for reproduction in daily press and regular printed publications on sale to the public within 60 days of the event related to those data/results and always provided that copyright symbol appears together as follows below.  
© DORNA WSBK ORGANIZATION Srl 2023





Portimao 4.592 m

1 / 3

**Pirelli Portuguese Round, 29 September - 1 October 2023**  
**Chronological Analysis Warm Up**

1° 23 M. SCHROETTER [1'43.620]							
Lap	Seg1	Seg2	Seg3	Seg4	Lap Time	km/h	Local Time
1		31.835	21.866	18.599			9:27'33.348
2	33.764	31.154	21.640	18.421	1'44.979	268,9	9:29'18.327
3	33.415	30.880	21.358	18.373	1'44.026	270,2	9:31'02.353
4	33.407	31.040	24.537	18.695	1'47.679	270,9	9:32'50.032
5	33.525	31.042	21.558	18.461	1'44.586	270,9	9:34'34.618
6	33.307	30.757	21.470	18.485	1'44.019	271,6	9:36'18.637
7	<b>33.260</b>	<b>30.655</b>	<b>21.317</b>	18.388	<b>1'43.620</b>	<b>272,9</b>	9:38'02.257
8	34.454	31.942	21.929	18.776	1'47.101C	272,3	9:39'49.358
9	33.413	30.914	21.457	<b>18.355</b>	1'44.139	270,9	9:41'33.497

5	<b>33.246</b>	30.952	<b>21.458</b>	<b>18.426</b>	<b>1'44.082</b>	278,6	9:34'18.796
6	33.466	31.050	21.551	18.546	1'44.613	<b>281,5</b>	9:36'03.409
7	33.587	30.961	21.625	18.489	1'44.662	273,6	9:37'48.071
8	35.742	31.628	22.269	18.649	1'48.288	272,3	9:39'36.359
9	33.781	31.128	22.735	18.723	1'46.367C	271,6	9:41'22.726

2° 11 N. BULEGA [1'43.703]							
Lap	Seg1	Seg2	Seg3	Seg4	Lap Time	km/h	Local Time
1		31.953	22.182	18.592			9:28'29.527
2	33.350	30.691	21.662	18.571	1'44.274	270,9	9:30'13.801
3	33.346	<b>30.498</b>	21.543	18.436	1'43.823	272,9	9:31'57.624
4	33.330	30.563	21.509	<b>18.404</b>	1'43.806	272,9	9:33'41.430
5	33.213	30.595	<b>21.456</b>	18.523	1'43.787	272,3	9:35'25.217
6	<b>33.185</b>	30.741	21.459	18.504	1'43.889	<b>274,3</b>	9:37'09.106
7	33.235	30.678	21.611	18.492	1'44.016	273,6	9:38'53.122
8	33.221	30.544	21.510	18.428	<b>1'43.703</b>	272,3	9:40'36.825

7° 69 T. BOOTH-AMOS [1'44.213]							
Lap	Seg1	Seg2	Seg3	Seg4	Lap Time	km/h	Local Time
1		32.653	22.022	19.742			9:27'18.324
2	1'02.536	31.457	21.961	19.167	2'15.121	65,1	9:29'33.445
3	4'46.875	32.734	27.449	18.343	6'05.401		9:35'38.846
4	33.813	30.995	21.741	<b>18.272</b>	1'44.821	268,9	9:37'23.667
5	33.482	<b>30.936</b>	<b>21.517</b>	<b>18.278</b>	<b>1'44.213</b>	268,9	9:39'07.880
6	<b>33.478</b>	30.947	41.587	42.434	2'28.446P	<b>269,6</b>	9:41'36.326

3° 55 Y. MONTELLA [1'43.977]							
Lap	Seg1	Seg2	Seg3	Seg4	Lap Time	km/h	Local Time
1		31.989	22.195	18.667			9:28'29.807
2	33.525	30.714	21.573	18.380	1'44.192	275,0	9:30'13.999
3	33.477	30.813	21.533	18.414	1'44.237	<b>275,7</b>	9:31'58.236
4	33.265	30.723	21.610	<b>18.379</b>	1'43.977	275,0	9:33'42.213
5	33.465	<b>30.654</b>	21.519	18.426	1'44.064	273,6	9:35'26.277
6	33.382	30.753	<b>21.508</b>	18.469	1'44.112	274,3	9:37'10.389
7	<b>33.264</b>	31.789	21.679	18.614	1'45.346	274,3	9:38'55.735
8	33.416	30.812	21.511	18.447	1'44.186	270,9	9:40'39.921

8° 61 C. ONCU [1'44.219]							
Lap	Seg1	Seg2	Seg3	Seg4	Lap Time	km/h	Local Time
1		33.624	23.359	18.803			9:33'21.663
2	36.498	31.774	21.764	18.525	1'48.561	268,9	9:35'10.224
3	33.556	31.361	22.691	18.942	1'46.550	<b>271,6</b>	9:36'56.774
4	<b>33.459</b>	<b>30.990</b>	<b>21.354</b>	<b>18.416</b>	<b>1'44.219</b>	<b>271,6</b>	9:38'40.993
5	33.692	36.762	23.611	18.815	1'52.880	270,2	9:40'33.873

4° 62 S. MANZI [1'44.019]							
Lap	Seg1	Seg2	Seg3	Seg4	Lap Time	km/h	Local Time
1		31.487	21.831	18.446			9:28'41.233
2	33.276	31.117	21.695	18.480	1'44.568	269,6	9:30'25.801
3	33.509	31.078	21.511	<b>18.366</b>	1'44.464	269,6	9:32'10.265
4	33.387	30.973	21.566	18.413	1'44.339	270,2	9:33'54.604
5	33.403	<b>30.869</b>	<b>21.471</b>	18.398	1'44.141	269,6	9:35'38.745
6	<b>33.207</b>	30.896	21.485	18.431	<b>1'44.019</b>	<b>272,9</b>	9:37'22.764
7	33.221	30.939	21.578	<b>18.366</b>	1'44.104	270,9	9:39'06.868
8	40.192	32.832	22.900	19.208	1'55.132	270,2	9:41'02.000

9° 48 L. DALLA PORTA [1'44.242]							
Lap	Seg1	Seg2	Seg3	Seg4	Lap Time	km/h	Local Time
1		32.152	22.030	18.642			9:27'18.106
2	34.021	31.383	21.794	18.464	1'45.662	271,6	9:29'03.768
3	33.785	31.145	21.594	<b>18.412</b>	1'44.936	270,9	9:30'48.704
4	33.569	30.884	21.606	18.492	1'44.551	272,3	9:32'33.255
5	33.442	<b>30.803</b>	<b>21.576</b>	18.421	<b>1'44.242</b>	273,6	9:34'17.497
6	<b>33.428</b>	31.269	27.726	18.699	1'51.122	271,6	9:36'08.619
7	33.582	31.427	21.700	18.480	1'45.189	<b>274,3</b>	9:37'53.808
8	33.555	31.231	22.555	18.465	1'45.806	272,9	9:39'39.614
9	41.518	37.733	28.145	19.031	2'06.427	271,6	9:41'46.041

5° 9 J. NAVARRO [1'44.066]							
Lap	Seg1	Seg2	Seg3	Seg4	Lap Time	km/h	Local Time
1		31.943	21.913	18.755			9:28'10.139
2	33.688	31.331	21.605	18.579	1'45.203	268,2	9:29'55.342
3	33.394	31.008	21.563	18.508	1'44.473	270,9	9:31'39.815
4	<b>33.320</b>	31.101	21.588	18.501	1'44.510	271,6	9:33'24.325
5	33.339	31.082	21.482	18.453	1'44.356	270,2	9:35'08.681
6	33.322	<b>30.935</b>	<b>21.404</b>	<b>18.405</b>	<b>1'44.066</b>	<b>272,3</b>	9:36'52.747
7	33.361	31.047	21.512	18.502	1'44.422	269,6	9:38'37.169
8	37.453	36.365	22.945	19.143	1'55.906	268,9	9:40'33.075

10° 99 A. HUERTAS [1'44.295]							
Lap	Seg1	Seg2	Seg3	Seg4	Lap Time	km/h	Local Time
1		31.677	22.000	18.689			9:27'20.064
2	33.813	31.140	<b>21.604</b>	18.598	1'45.155	277,1	9:29'05.219
3	33.305	31.151	21.793	18.518	1'44.767	<b>278,6</b>	9:30'49.986
4	33.262	<b>30.736</b>	21.635	18.408	1'44.041C	272,9	9:32'34.027
5	<b>33.180</b>	31.038	21.647	18.430	<b>1'44.295</b>	275,7	9:34'18.322
6	33.540	30.884	23.726	18.522	1'46.672	277,1	9:36'04.994
7	33.408	31.253	26.486	18.528	1'49.675	274,3	9:37'54.669
8	33.298	30.885	23.093	18.508	1'45.784	275,7	9:39'40.453
9	33.370	31.072	21.847	<b>18.354</b>	1'44.643	274,3	9:41'25.096

6° 54 B. SOFUOGLU [1'44.082]							
Lap	Seg1	Seg2	Seg3	Seg4	Lap Time	km/h	Local Time
1		32.132	22.146	18.749			9:27'18.561
2	34.425	31.361	22.019	18.581	1'46.386C	276,4	9:29'04.947
3	33.678	31.338	21.922	18.516	1'45.454	273,6	9:30'50.401
4	33.421	<b>30.870</b>	21.510	18.512	1'44.313	279,3	9:32'34.714

11° 71 T. EDWARDS [1'44.320]							
Lap	Seg1	Seg2	Seg3	Seg4	Lap Time	km/h	Local Time
1		32.751	22.650	18.869			9:27'00.746
2	34.971	32.790	22.087	18.420	1'48.268	263,0	9:28'49.014
3	33.793	31.525	21.631	18.413	1'45.362	<b>271,6</b>	9:30'34.376
4	33.797	31.359	21.710	18.361	1'45.227	268,9	9:32'19.603
5	33.882	30.965	21.608	18.483	1'44.938	269,6	9:34'04.541
6	34.769	32.227	22.782	18.437	1'48.215	266,9	9:35'52.756
7	34.027	30.995	<b>21.536</b>	18.318	1'44.876	268,2	9:37'37.632
8	33.632	<b>30.938</b>	21.585	18.311	1'44.466	270,2	9:39'22.098
9	<b>33.431</b>	30.939	21.641	<b>18.309</b>	<b>1'44.320</b>	270,2	9:41'06.418

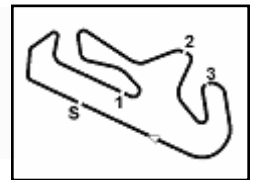
12° 66 N. TUULI [1'44.423]							
Lap	Seg1	Seg2	Seg3	Seg4	Lap Time	km/h	Local Time

01/10/2023 P = Pits In/Out - C = Lap Time Cancelled

These data/results cannot be reproduced, stored and/or transmitted in whole or in part by any manner of electronic, mechanical, photocopying, recording, broadcasting or otherwise now known or herein after developed without the previous express consent by the copyright owner, except for reproduction in daily press and regular printed publications on sale to the public within 60 days of the event related to those data/results and always provided that copyright symbol appears together as follows below.

© DORNA WSBK ORGANIZATION Srl 2023





Pirelli Portuguese Round, 29 September - 1 October 2023  
Chronological Analysis Warm Up

Lap	Seg1	Seg2	Seg3	Seg4	Lap Time	km/h	Local Time
1	31.974	21.993	18.743		9:27'36.916	6	33.562
2	34.056	31.118	21.824	18.633	1'45.631	267,6	9:29'22.547
3	33.752	30.977	21.591	18.514	1'44.834	266,9	9:31'07.381
4	33.887	30.979	<b>21.545</b>	18.497	1'44.908	268,9	9:32'52.289
5	<b>33.555</b>	30.911	21.585	18.438	1'44.489	268,2	9:34'36.778
6	35.548	31.407	22.253	36.873	2'06.081P	<b>272,3</b>	9:36'42.859
7	2'02.130	31.540	21.904	18.471	3'14.045P		9:39'56.904
8	33.707	<b>30.757</b>	21.635	<b>18.324</b>	<b>1'44.423</b>	268,9	9:41'41.327

13° 64 F. CARICASULO [1'44.432]

Lap	Seg1	Seg2	Seg3	Seg4	Lap Time	km/h	Local Time
1	31.947	22.256	18.660		9:28'30.071		
2	33.735	31.345	22.170	18.497	1'45.747	276,4	9:30'15.818
3	33.528	30.812	21.602	<b>18.490</b>	<b>1'44.432</b>	<b>278,6</b>	9:32'00.250
4	34.071	31.535	21.615	18.662	1'45.883	273,6	9:33'46.133
5	33.691	30.824	21.600	18.630	1'44.745	270,9	9:35'30.878
6	33.621	<b>30.745</b>	<b>21.551</b>	18.618	1'44.535	272,9	9:37'15.413
7	<b>33.431</b>	30.934	21.633	18.642	1'44.640	272,9	9:39'00.053
8	33.617	30.948	21.629	18.697	1'44.891	272,3	9:40'44.944

14° 94 V. DEBISE [1'44.448]

Lap	Seg1	Seg2	Seg3	Seg4	Lap Time	km/h	Local Time
1	31.819	21.833	18.794		9:26'57.054		
2	34.144	31.249	21.573	18.527	1'45.493	261,1	9:28'42.547
3	33.878	31.191	21.596	18.344	1'45.009	265,6	9:30'27.556
4	33.623	31.094	21.546	<b>18.326</b>	1'44.589	<b>270,2</b>	9:32'12.145
5	<b>33.572</b>	31.072	<b>21.481</b>	18.476	1'44.601C	266,2	9:33'56.746
6	33.590	<b>30.871</b>	21.529	18.458	<b>1'44.448</b>	264,9	9:35'41.194
7	33.747	30.998	21.527	18.510	1'44.782	265,6	9:37'25.976
8	33.771	31.149	21.578	18.438	1'44.936	264,3	9:39'10.912
9	33.845	31.147	21.649	18.626	1'45.267	263,7	9:40'56.179

15° 45 T. SMITS [1'44.598]

Lap	Seg1	Seg2	Seg3	Seg4	Lap Time	km/h	Local Time
1	37.128	29.420	19.316		9:29'15.076		
2	33.862	31.110	21.783	18.549	1'45.304	264,9	9:31'00.380
3	<b>33.642</b>	30.981	22.158	18.637	1'45.418	266,9	9:32'45.798
4	38.357	31.115	21.654	18.505	1'49.631	261,1	9:34'35.429
5	33.737	30.891	<b>21.500</b>	<b>18.470</b>	<b>1'44.598</b>	268,2	9:36'20.027
6	33.680	<b>30.818</b>	21.760	18.555	1'44.813	268,9	9:38'04.840
7	34.533	31.221	21.764	18.639	1'46.157	<b>269,6</b>	9:39'50.997
8	33.662	31.138	21.557	18.474	1'44.831	266,9	9:41'35.828

16° 28 G. VAN STRAALLEN [1'44.664]

Lap	Seg1	Seg2	Seg3	Seg4	Lap Time	km/h	Local Time
1	32.453	22.504	19.137		9:27'00.540		
2	33.767	31.441	21.874	18.399	1'45.481	271,6	9:28'46.021
3	34.072	31.516	21.840	18.420	1'45.848	271,6	9:30'31.869
4	<b>33.443</b>	36.428	21.685	18.429	1'49.985	272,9	9:32'21.854
5	33.544	31.268	21.725	18.472	1'45.009	<b>274,3</b>	9:34'06.863
6	33.828	<b>31.103</b>	21.696	18.409	1'45.036	271,6	9:35'51.899
7	33.511	31.132	21.609	18.412	<b>1'44.664</b>	269,6	9:37'36.563
8	33.532	31.351	<b>21.591</b>	<b>18.371</b>	1'44.845	269,6	9:39'21.408
9	33.564	31.153	21.647	18.475	1'44.839	269,6	9:41'06.247

17° 72 Y. RUIZ [1'44.687]

Lap	Seg1	Seg2	Seg3	Seg4	Lap Time	km/h	Local Time
1	31.904	21.771	18.551		9:26'57.049		
2	34.351	31.238	<b>21.571</b>	<b>18.402</b>	1'45.562	258,6	9:28'42.611
3	<b>33.469</b>	31.059	21.654	18.505	<b>1'44.687</b>	<b>271,6</b>	9:30'27.298
4	33.567	31.142	21.608	18.489	1'44.806	268,2	9:32'12.104
5	34.030	<b>30.879</b>	21.858	18.516	1'45.283	264,9	9:33'57.387

18° 3 R. DE ROSA [1'44.696]

Lap	Seg1	Seg2	Seg3	Seg4	Lap Time	km/h	Local Time
1		32.404	22.296	18.837			9:28'11.825
2	33.738	31.101	21.600	18.733	1'45.172	266,9	9:29'56.997
3	33.533	<b>30.822</b>	21.769	18.678	1'44.802	268,9	9:31'41.799
4	33.639	30.925	21.538	18.640	1'44.742	266,9	9:33'26.541
5	33.689	31.027	<b>21.491</b>	<b>18.625</b>	1'44.832	267,6	9:35'11.373
6	<b>33.487</b>	30.932	21.534	18.743	<b>1'44.696</b>	<b>270,2</b>	9:36'56.069
7	33.535	31.053	21.532	18.790	1'44.910	266,9	9:38'40.979
8	35.664	34.017	22.820	18.957	1'51.458	266,2	9:40'32.437

19° 27 A. DIAZ [1'44.812]

Lap	Seg1	Seg2	Seg3	Seg4	Lap Time	km/h	Local Time
1		32.788	22.351	18.764			9:26'59.205
2	34.423	31.538	22.022	18.607	1'46.590	265,6	9:28'45.795
3	33.998	31.459	21.638	18.568	1'45.663	267,6	9:30'31.458
4	33.764	31.326	21.741	18.622	1'45.453	266,9	9:32'16.911
5	33.963	32.598	23.532	18.434	1'48.527C	268,2	9:34'05.438
6	33.883	31.742	23.879	18.409	1'47.913	272,9	9:35'53.351
7	<b>33.664</b>	31.140	21.652	<b>18.356</b>	<b>1'44.812</b>	<b>273,6</b>	9:37'38.163
8	33.722	<b>31.086</b>	<b>21.593</b>	18.418	1'44.819	270,9	9:39'22.982
9	38.395	33.142	23.691	40.119	2'15.347CP	269,6	9:41'38.329

20° 50 O. VOSTATEK [1'44.895]

Lap	Seg1	Seg2	Seg3	Seg4	Lap Time	km/h	Local Time
1		31.825	21.903	18.726			9:27'04.372
2	34.085	31.264	<b>21.605</b>	18.516	1'45.470	272,3	9:28'49.842
3	33.951	31.351	21.742	<b>18.481</b>	1'45.525	267,6	9:30'35.367
4	<b>33.676</b>	31.055	21.702	18.514	1'44.947	<b>273,6</b>	9:32'20.314
5	33.729	<b>30.929</b>	21.711	18.526	<b>1'44.895</b>	<b>273,6</b>	9:34'05.209
6	33.835	31.238	25.689	19.009	1'49.771	272,3	9:35'54.980
7	34.166	33.293	22.613	18.577	1'48.649	270,2	9:37'43.629
8	33.791	31.219	21.799	18.521	1'45.330	272,3	9:39'28.959
9	36.718	32.046	22.759	39.468	2'10.991CP	270,2	9:41'39.950

21° 95 T. MACKENZIE [1'45.251]

Lap	Seg1	Seg2	Seg3	Seg4	Lap Time	km/h	Local Time
1		32.861	22.749	18.946			9:27'23.325
2	34.546	31.831	22.301	18.657	1'47.335	267,6	9:29'10.660
3	33.958	31.586	21.964	18.602	1'46.110	266,2	9:30'56.770
4	<b>33.746</b>	31.303	21.941	18.691	1'45.681	266,2	9:32'42.451
5	33.865	31.179	21.839	18.626	1'45.509	266,2	9:34'27.960
6	33.783	<b>31.171</b>	<b>21.795</b>	<b>18.502</b>	<b>1'45.251</b>	266,9	9:36'13.211
7	46.437	33.482	23.382	39.524	2'22.825P	<b>268,2</b>	9:38'36.036

22° 26 M. NORRODIN [1'45.485]

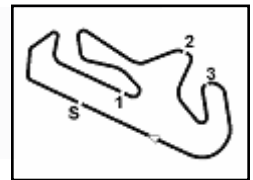
Lap	Seg1	Seg2	Seg3	Seg4	Lap Time	km/h	Local Time
1		32.114	22.522	18.819			9:27'01.165
2	35.104	32.407	22.263	18.631	1'48.405	268,9	9:28'49.570
3	34.023	31.431	22.204	18.477	1'46.135	268,2	9:30'35.705
4	33.957	31.251	<b>21.885</b>	18.482	1'45.575	271,6	9:32'21.280
5	<b>33.643</b>	31.569	22.282	18.523	1'46.017	<b>272,3</b>	9:34'07.297
6	33.950	<b>31.077</b>	22.177	<b>18.281</b>	<b>1'45.485</b>	<b>272,3</b>	9:35'52.782
7	37.163	31.923	22.125	18.516	1'49.727	271,6	9:37'42.509
8	34.216	31.487	21.943	18.507	1'46.153	268,2	9:39'28.662
9	38.007	36.597	22.282	18.651	1'55.537C	266,2	9:41'24.199

01/10/2023 P = Pits In/Out - C = Lap Time Cancelled

These data/results cannot be reproduced, stored and/or transmitted in whole or in part by any manner of electronic, mechanical, photocopying, recording, broadcasting or otherwise now known or herein after developed without the previous express consent by the copyright owner, except for reproduction in daily press and regular printed publications on sale to the public within 60 days of the event related to those data/results and always provided that copyright symbol appears together as follows below.

© DORNA WSBK ORGANIZATION Srl 2023





**Pirelli Portuguese Round, 29 September - 1 October 2023**  
**Chronological Analysis Warm Up**

23° 17 J. MCPHEE [1'45.651]							
Lap	Seg.1	Seg.2	Seg.3	Seg.4	Lap Time	km/h	Local Time
1		32.318	22.306	19.167			9:28'30.009
2	33.613	31.310	22.159	<b>18.623</b>	1'45.705	<b>277,1</b>	9:30'15.714
3	34.071	<b>31.005</b>	<b>21.867</b>	18.708	<b>1'45.651</b>	270,9	9:32'01.365
4	<b>33.539</b>	35.395	22.281	39.446	2'10.661P	274,3	9:34'12.026
5	4'55.097	33.023	22.582	19.004	6'09.706P		9:40'21.732

6	34.286	32.336	22.626	18.425	1'47.673	266,2	9:36'03.492
7	34.164	<b>31.913</b>	22.220	18.555	<b>1'46.852</b>	<b>272,3</b>	9:37'50.344
8	41.884	32.604	<b>22.168</b>	<b>18.417</b>	1'55.073	267,6	9:39'45.417
9	34.233	32.061	22.234	18.931	1'47.459C	271,6	9:41'32.876

24° 68 L. POWER [1'45.688]							
Lap	Seg.1	Seg.2	Seg.3	Seg.4	Lap Time	km/h	Local Time
1		32.308	24.246	22.383			9:27'18.113
2	34.894	31.699	22.219	<b>18.459</b>	1'47.271	264,9	9:29'05.384
3	34.170	<b>31.228</b>	22.349	18.553	1'46.300	<b>273,6</b>	9:30'51.684
4	34.198	31.406	22.130	18.553	1'46.287	266,9	9:32'37.971
5	34.109	31.673	22.170	18.730	1'46.682	270,2	9:34'24.653
6	34.077	31.419	21.902	18.583	1'45.981	263,7	9:36'10.634
7	<b>33.942</b>	37.006	25.690	18.544	1'55.182	265,6	9:38'05.816
8	34.112	32.285	25.632	19.638	1'51.667	266,2	9:39'57.483
9	33.994	31.388	<b>21.797</b>	18.509	<b>1'45.688</b>	265,6	9:41'43.171

29° 35 L. TACCINI [1'47.421]							
Lap	Seg.1	Seg.2	Seg.3	Seg.4	Lap Time	km/h	Local Time
1		32.747	23.276	19.384			9:27'00.593
2	34.931	32.683	22.605	19.204	1'49.423C	266,2	9:28'50.016
3	<b>34.251</b>	<b>32.140</b>	<b>22.217</b>	<b>18.813</b>	<b>1'47.421</b>	<b>270,9</b>	9:30'37.437
4	34.405	33.888	25.055	43.795	2'17.143P	<b>270,9</b>	9:32'54.580

30° 98 M. ABE [1'48.509]							
Lap	Seg.1	Seg.2	Seg.3	Seg.4	Lap Time	km/h	Local Time
1		32.574	22.583	18.957			9:27'01.119
2	35.236	32.556	22.715	<b>18.885</b>	1'49.392	<b>274,3</b>	9:28'50.511
3	34.885	32.399	22.905	19.108	1'49.297	270,9	9:30'39.808
4	34.879	32.291	22.764	19.214	1'49.148	264,9	9:32'28.956
5	34.770	<b>32.165</b>	22.487	19.087	<b>1'48.509</b>	267,6	9:34'17.465
6	35.079	32.399	22.533	19.096	1'49.107	262,4	9:36'06.572
7	34.852	32.656	<b>22.283</b>	19.062	1'48.853	264,9	9:37'55.425
8	34.820	32.190	22.480	19.041	1'48.531	266,9	9:39'43.956
9	<b>34.683</b>	32.279	22.686	19.096	1'48.744	264,3	9:41'32.700

25° 73 M. KOFLER [1'45.868]							
Lap	Seg.1	Seg.2	Seg.3	Seg.4	Lap Time	km/h	Local Time
1		32.688	23.574	21.113			9:27'17.851
2	34.732	31.484	22.241	18.973	1'47.430	262,4	9:29'05.281
3	33.951	<b>31.239</b>	22.004	<b>18.674</b>	<b>1'45.868</b>	<b>276,4</b>	9:30'51.149
4	33.918	31.250	22.073	18.790	1'46.031	272,9	9:32'37.180
5	40.219	32.382	27.543	18.964	1'59.108	269,6	9:34'36.288
6	34.054	31.341	22.050	18.715	1'46.160	272,3	9:36'22.448
7	<b>33.895</b>	32.475	29.425	19.351	1'55.146	270,2	9:38'17.594
8	33.950	31.298	<b>21.939</b>	18.710	1'45.897	268,9	9:40'03.491

26° 51 A. SARMOON [1'45.899]							
Lap	Seg.1	Seg.2	Seg.3	Seg.4	Lap Time	km/h	Local Time
1		33.182	24.576	24.082			9:27'19.221
2	34.302	31.381	22.460	18.354	1'46.497	272,3	9:29'05.718
3	34.151	<b>31.280</b>	22.228	<b>18.323</b>	1'45.982	<b>279,3</b>	9:30'51.700
4	<b>33.885</b>	31.569	<b>21.975</b>	18.470	<b>1'45.899</b>	274,3	9:32'37.599
5	34.059	31.855	22.511	19.564	1'47.989	272,9	9:34'25.588
6	34.209	31.438	22.039	18.575	1'46.261	268,2	9:36'11.849
7	34.023	31.710	22.107	18.777	1'46.617	270,2	9:37'58.466
8	34.253	31.523	22.107	18.570	1'46.453	268,2	9:39'44.919
9	33.917	42.114	22.309	18.470	1'56.810	269,6	9:41'41.729

27° 88 A. MIGNO [1'46.041]							
Lap	Seg.1	Seg.2	Seg.3	Seg.4	Lap Time	km/h	Local Time
1		32.379	23.268	23.504			9:27'20.889
2	34.148	31.881	21.925	<b>18.624</b>	1'46.578	<b>272,3</b>	9:29'07.467
3	33.954	32.733	24.744	18.742	1'50.173	270,2	9:30'57.640
4	33.987	31.474	21.993	18.653	1'46.107	269,6	9:32'43.747
5	35.457	31.863	22.063	18.856	1'48.239	269,6	9:34'31.986
6	34.207	31.615	21.980	18.864	1'46.666	267,6	9:36'18.652
7	34.062	<b>31.463</b>	<b>21.906</b>	18.666	1'46.097	267,6	9:38'04.749
8	37.116	31.706	22.415	18.857	1'50.094	268,9	9:39'54.843
9	<b>33.927</b>	31.500	21.964	18.650	<b>1'46.041</b>	266,9	9:41'40.884

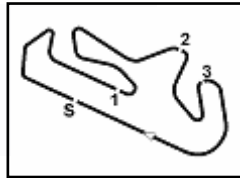
28° 16 Y. OKAYA [1'46.852]							
Lap	Seg.1	Seg.2	Seg.3	Seg.4	Lap Time	km/h	Local Time
1		32.868	22.517	18.998			9:27'00.614
2	34.563	32.463	22.310	18.582	1'47.918	268,9	9:28'48.532
3	<b>34.123</b>	37.611	22.347	18.621	1'52.702	268,9	9:30'41.234
4	34.310	31.940	22.436	18.712	1'47.398	271,6	9:32'28.632
5	34.280	31.947	22.314	18.646	1'47.187	267,6	9:34'15.819

01/10/2023 P = Pits In/Out - C = Lap Time Cancelled

These data/results cannot be reproduced, stored and/or transmitted in whole or in part by any manner of electronic, mechanical, photocopying, recording, broadcasting or otherwise now known or herein after developed without the previous express consent by the copyright owner, except for reproduction in daily press and regular printed publications on sale to the public within 60 days of the event related to those data/results and always provided that copyright symbol appears together as follows below.

© DORNA WSBK ORGANIZATION Srl 2023





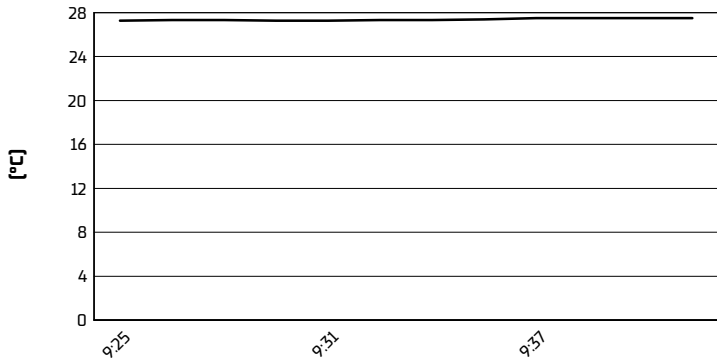
Portimao 4.592 m

**Pirelli Portuguese Round, 29 September - 1 October 2023**

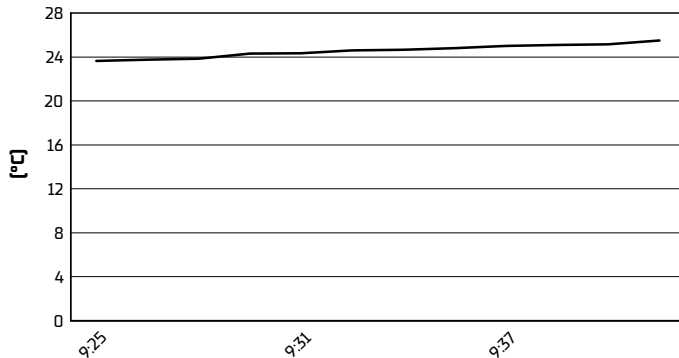
**Weather Report Warm Up**

Session started 09:25 - Session ended 9:43


**Air Temperature**



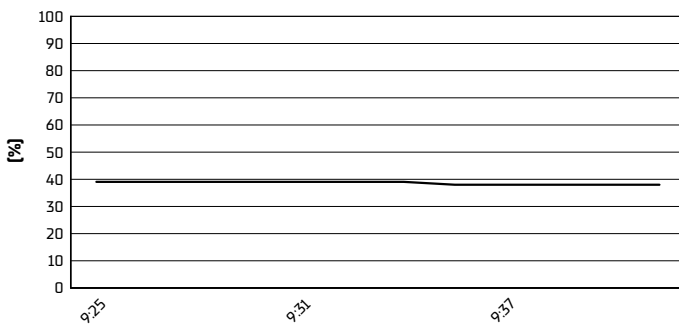
**Track Temperature**



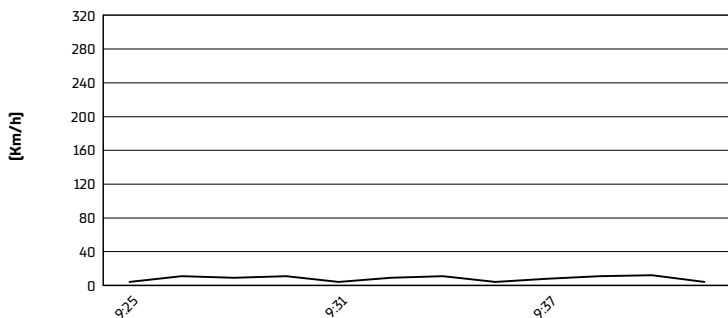
**Air Pressure**



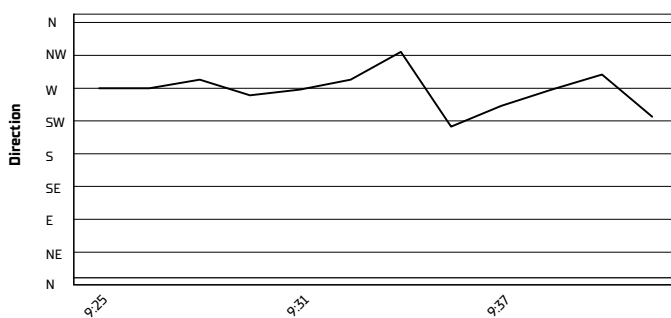
**Humidity**



**Wind Speed**



**Wind Direction**



01/10/2023

These data/results cannot be reproduced, stored and/or transmitted in whole or in part by any manner of electronic, mechanical, photocopying, recording, broadcasting or otherwise now known or herein after developed without the previous express consent by the copyright owner, except for reproduction in daily press and regular printed publications on sale to the public within 60 days of the event related to those data/results and always provided that copyright symbol appears together as follows below.

© DORNA WSBK ORGANIZATION Srl 2023