

Pirelli Portuguese Round, 29 September - 1 October 2023
Results Tissot Superpole

No.	Rider	Nat	Team	Bike	Time	Gap	Rel.	Laps	Speed	
									Avg	Max
1	73 J. PEREZ GONZALEZ	ESP	Accolade Smrz Racing BGR	Kawasaki Ninja 400	1'54.428			8	144,468	218,0
2	7 L. VENEMAN	NED	MTM Kawasaki	Kawasaki Ninja 400	1'54.824	0.396	0.396	7	143,970	214,6
3	6 J. BUIS	NED	MTM Kawasaki	Kawasaki Ninja 400	1'54.868	0.440	0.044	8	143,915	215,4
4	26 M. GENNAI	ITA	Team BrCorse	Yamaha YZF-R3	1'54.959	0.531	0.091	9	143,801	211,2
5	48 J. GARCIA	ESP	Team Flembbo-PI Performances	Kawasaki Ninja 400	1'55.284	0.856	0.325	8	143,395	213,7
6	77 J. OSUNA SAEZ	ESP	Deza-Box 77 Racing Team	Kawasaki Ninja 400	1'55.413	0.985	0.129	7	143,235	205,6
7	91 M. VANNUCCI	ITA	AG Motorsport Italia Yamaha	Yamaha YZF-R3	1'55.427	0.999	0.014	9	143,218	213,3
8	99 G. HENDRA PRATAMA	INA	Sublime Racing by MS Racing	Yamaha YZF-R3	1'55.680	1.252	0.253	7	142,905	214,2
9	93 M. GAGGI	ITA	Team BrCorse	Yamaha YZF-R3	1'55.739	1.311	0.059	8	142,832	215,9
10	23 S. DI SORA	FRA	ProDina Kawasaki Racing	Kawasaki Ninja 400	1'55.754	1.326	0.015	9	142,813	209,6
11	17 R. BIJMAN	NED	Arco Motor University Team	Yamaha YZF-R3	1'55.893	1.465	0.139	7	142,642	215,0
12	88 D. MOGEDA	ESP	Kawasaki GP Project	Kawasaki Ninja 400	1'55.906	1.478	0.013	8	142,626	216,7
13	12 H. MAIER	BRA	Yamaha MS Racing/AD78 Latin America Team	Yamaha YZF-R3	1'56.037	1.609	0.131	8	142,465	214,6
14	53 P. SVOBODA	CZE	Fusport-RT Motorsport by SKM-Kawasaki	Kawasaki Ninja 400	1'56.066	1.638	0.029	8	142,429	210,8
15	60 D. GEIGER	GER	Freudenberg KTM-Paligo Racing	KTM RC 390 R	1'56.110	1.682	0.044	7	142,375	218,9
16	69 T. ALBERTO	PHI	Fusport-RT Motorsport by SKM-Kawasaki	Kawasaki Ninja 400	1'56.210	1.782	0.100	8	142,253	217,2
17	22 M. GARCIA	ESP	China Racing Team	Kove 321RR	1'56.334	1.906	0.124	8	142,101	207,6
18	19 A. ZANCA	ITA	Team#109 Kawasaki	Kawasaki Ninja 400	1'56.389	1.961	0.055	7	142,034	209,2
19	51 J. URIOSTEGUI	MEX	Sublime Racing by MS Racing	Yamaha YZF-R3	1'56.397	1.969	0.008	8	142,024	211,2
20	62 K. FONTAINHA	BRA	Yamaha MS Racing/AD78 Latin America Team	Yamaha YZF-R3	1'56.407	1.979	0.010	8	142,012	218,9
21	66 P. TONN	GER	Freudenberg KTM-Paligo Racing	KTM RC 390 R	1'56.471	2.043	0.064	8	141,934	213,3
22	61 D. BORGES	POR	Rame Moto Racing	Kawasaki Ninja 400	1'56.480	2.052	0.009	8	141,923	208,4
23	41 R. TRAGNI	ITA	AG Motorsport Italia Yamaha	Yamaha YZF-R3	1'56.500	2.072	0.020	9	141,899	212,1
24	13 D. BERGAMINI	ITA	ProGP Racing	Yamaha YZF-R3	1'56.539	2.111	0.039	8	141,851	212,1
25	47 F. SEABRIGHT	GBR	Kawasaki GP Project	Kawasaki Ninja 400	1'56.566	2.138	0.027	7	141,818	211,6
26	79 T. ALONSO	POR	Quaresma Racing Team	Kawasaki Ninja 400	1'56.956	2.528	0.390	8	141,345	210,8
27	55 U. CALATAYUD	ESP	Arco Motor University Team	Yamaha YZF-R3	1'57.095	2.667	0.139	7	141,178	215,4
28	85 K. SABATUCCI	ITA	Team Flembbo-PI Performances	Kawasaki Ninja 400	1'57.146	2.718	0.051	7	141,116	206,4
29	25 M. MARTELLA	ITA	ProDina Kawasaki Racing	Kawasaki Ninja 400	1'57.470	3.042	0.324	8	140,727	212,1
30	27 C. CLARK	USA	Accolade Smrz Racing BGR	Kawasaki Ninja 400	1'57.760	3.332	0.290	9	140,380	212,5
31	81 I. PERISTERAS	GRC	ProGP Racing	Yamaha YZF-R3	1'57.900	3.472	0.140	7	140,214	210,8
----- Not Qualified -----										
NQ	11 A. MADRIGAL	MEX	Team#109 Kawasaki	Kawasaki Ninja 400	2'00.908	6.480	3.008	8	136,725	199,2

Qualifying Lap Time (105% of 1'54.428): 2'00.150

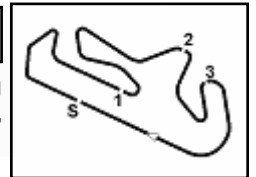
AIR	Humidity:	46%	Temp:	26°C
TRACK	Condition:	Dry	Temp:	27°C

Records	Pole	(SP)	2022	D.Geiger	1'55.008	143,740	Km/h
	Race	(RC2)	2022	M.Gennai	1'55.376	143,280	Km/h
	All Times	(SP)	2022	D.Geiger	1'55.008	143,740	Km/h

Start 09:45 End 10:13 The results are provisional until the end of the time limit for protests and appeals and the completion of the technical checks.

These data/results cannot be reproduced, stored and/or transmitted in whole or in part by any manner of electronic, mechanical, photocopying, recording, broadcasting or otherwise now known or herein after developed without the previous express consent by the copyright owner, except for reproduction in daily press and regular printed publications on sale to the public within 60 days of the event related to those data/results and always provided that copyright symbol appears together as follows below.

© DORNA WSBK ORGANIZATION Srl 2023



Pirelli Portuguese Round, 29 September - 1 October 2023
Results Tissot Superpole

Session Highlights

Local Time	No. Rider	Description
09.45.00		Start
09.54.44	79 T. ALONSO	Lap Cancelled [2'19.086] - Exceeded Track Limits - Turn 4
09.55.15	60 D. GEIGER	Lap Cancelled [1'57.876] - Exceeded Track Limits - Turn 4
09.57.27	13 D. BERGAMINI	Lap Cancelled [1'58.114] - Exceeded Track Limits - Turn 8
09.58.26	66 P. TONN	Lap Cancelled [1'56.977] - Exceeded Track Limits - Turn 8
10.00.41	47 F. SEABRIGHT	Crashed - Re-Joined - Turn 14
10.00.57	85 K. SABATUCCI	On the Gravel - Re-Joined - Turn 11
10.02.38	47 F. SEABRIGHT	BLACK FLAG - Didn't enter the pitlane after crash [art. 1.21.5]
10.04.15	19 A. ZANCA	Lap Cancelled [2'16.393] - Yellow Flag - Turn 14
10.07.42		2023 WorldSSP300 Tissot Superpole Award Winner: Vannucci M.
10.09.56		Provisional Results
10.12.43	55 U. CALATAYUD	Lap Cancelled [2'03.360] - Exceeded Track Limits - Turn 8
10.12.48	62 K. FONTAINHA	Lap Cancelled [2'01.700] - Exceeded Track Limits - Turn 8
10.13.19		End Of Session

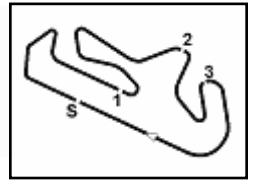
Fastest Laps Sequence

No.	Rider	Nat	Team	Bike	Local Time	Time	Gap	Avg
91	M. VANNUCCI	ITA	AG Motorsport Italia Yamaha	Yamaha YZF-R3	09:49'11.009	2'07.403		129,755
41	R. TRAGNI	ITA	AG Motorsport Italia Yamaha	Yamaha YZF-R3	09:49'16.438	2'02.423	-4.980	135,033
27	C. CLARK	USA	Accolade Smrz Racing BGR	Kawasaki Ninja 400	09:49'22.365	2'00.199	-2.224	137,532
23	S. DI SORA	FRA	ProDina Kawasaki Racing	Kawasaki Ninja 400	09:49'42.614	1'57.144	-3.055	141,119
47	F. SEABRIGHT	GBR	Kawasaki GP Project	Kawasaki Ninja 400	09:50'24.778	1'57.006	-0.138	141,285
77	J. OSUNA SAEZ	ESP	Deza-Box 77 Racing Team	Kawasaki Ninja 400	09:51'06.913	1'56.834	-0.172	141,493
91	M. VANNUCCI	ITA	AG Motorsport Italia Yamaha	Yamaha YZF-R3	09:51'07.064	1'56.055	-0.779	142,443
6	J. BUIJS	NED	MTM Kawasaki	Kawasaki Ninja 400	09:51'11.209	1'55.485	-0.570	143,146
91	M. VANNUCCI	ITA	AG Motorsport Italia Yamaha	Yamaha YZF-R3	09:53'02.491	1'55.427	-0.058	143,218
7	L. VENEMAN	NED	MTM Kawasaki	Kawasaki Ninja 400	09:53'06.288	1'54.824	-0.603	143,970
73	J. PEREZ GONZALEZ	ESP	Accolade Smrz Racing BGR	Kawasaki Ninja 400	10:06'51.599	1'54.428	-0.396	144,468

Start 09:45 End 10:13 The results are provisional until the end of the time limit for protests and appeals and the completion of the technical checks.

These data/results cannot be reproduced, stored and/or transmitted in whole or in part by any manner of electronic, mechanical, photocopying, recording, broadcasting or otherwise now known or herein after developed without the previous express consent by the copyright owner, except for reproduction in daily press and regular printed publications on sale to the public within 60 days of the event related to those data/results and always provided that copyright symbol appears together as follows below.

© DORNA WSBK ORGANIZATION Srl 2023



Portimao 4.592 m

Pirelli Portuguese Round, 29 September - 1 October 2023
Starting Grid - Race 1 (13 Laps x 4,592 km = 59,696 km)

1	1	73 PEREZ GONZALEZ J Kawasaki 1'54.428	2	7 VENEMAN L. Kawasaki 1'54.824	3	6 BUIS J. Kawasaki 1'54.868
2	4	26 GENNAI M. Yamaha 1'54.959	5	77 OSUNA SAEZ J. Kawasaki 1'55.413	6	91 VANNUCCI M. Yamaha 1'55.427
3	7	93 GAGGI M. Yamaha 1'55.739	8	23 DI SORA S. Kawasaki 1'55.754	9	17 BIJMAN R. Yamaha 1'55.893
4	10	48 GARCIA J. Kawasaki 1'55.284	11	12 MAIER H. Yamaha 1'56.037	12	60 GEIGER D. KTM 1'56.110
5	13	99 HENDRA PRATAMA G Yamaha 1'55.680	14	69 ALBERTO T. Kawasaki 1'56.210	15	19 ZANCA A. Kawasaki 1'56.389
6	16	51 URIOSTEGUI J. Yamaha 1'56.397	17	88 MOGEDA D. Kawasaki 1'55.906	18	62 FONTAINHA K. Yamaha 1'56.407
7	19	53 SVOBODA P. Kawasaki 1'56.066	20	66 TONN P. KTM 1'56.471	21	61 BORGES D. Kawasaki 1'56.480
8	22	41 TRAGNI R. Yamaha 1'56.500	23	47 SEABRIGHT F. Kawasaki 1'56.566	24	79 ALONSO T. Kawasaki 1'56.956
9	25	55 CALATAYUD U. Yamaha 1'57.095	26	27 CLARK C. Kawasaki 1'57.760	27	81 PERISTERAS I. Yamaha 1'57.900
10	28	85 SABATUCCI K. Kawasaki 1'57.146	29	25 MARTELLA M. Kawasaki 1'57.470	30	22 GARCIA M. Kove 1'56.334

N.22 will start the race from the pit lane according to Art. 2.7.8 - N.13 has been suspended from the race for multiple infringement during 2023

N.6 - 12 - 17 - 19 - 51 - 53 have been penalized with a Long Lap Penalty for slow riding on racing line

N.48 has been penalized with a Double Long Lap Penalty for slow riding on racing line

N.48 - 53 - 85 - 88 - 99 have been penalized with a drop of 5 grid positions for 5+ slow sectors during free practices

N.25 has been penalized with a drop of 10 grid positions for 5+ slow sectors during free practices

30/09/2023 The Race Director

* = Penalized

These data/results cannot be reproduced, stored and/or transmitted in whole or in part by any manner of electronic, mechanical, photocopying, recording, broadcasting or otherwise now known or herein after developed without the previous express consent by the copyright owner, except for reproduction in daily press and regular printed publications on sale to the public within 60 days of the event related to those data/results and always provided that copyright symbol appears together as follows below. © DORNA WSBK ORGANIZATION Srl 2023

Pirelli Portuguese Round, 29 September - 1 October 2023
Best Sectors & Speed Tissot Superpole

Portimao 4.592 m

BEST LAP		
1	73 J. PEREZ GONZALEZ	Kawasaki Ninja 400 1'54.428
2	7 L. VENEMAN	Kawasaki Ninja 400 1'54.824
3	6 J. BUIS	Kawasaki Ninja 400 1'54.868
4	26 M. GENNAI	Yamaha YZF-R3 1'54.959
5	48 J. GARCIA	Kawasaki Ninja 400 1'55.284
6	77 J. OSUNA SAEZ	Kawasaki Ninja 400 1'55.413
7	91 M. VANNUCCI	Yamaha YZF-R3 1'55.427
8	99 G. HENDRA PRATAMA	Yamaha YZF-R3 1'55.680
9	93 M. GAGGI	Yamaha YZF-R3 1'55.739
10	23 S. DI SORA	Kawasaki Ninja 400 1'55.754
11	17 R. BIJMAN	Yamaha YZF-R3 1'55.893
12	88 D. MOGEDA	Kawasaki Ninja 400 1'55.906
13	12 H. MAIER	Yamaha YZF-R3 1'56.037
14	53 P. SVOBODA	Kawasaki Ninja 400 1'56.066
15	60 D. GEIGER	KTM RC 390 R 1'56.110
16	69 T. ALBERTO	Kawasaki Ninja 400 1'56.210
17	22 M. GARCIA	Kove 321RR 1'56.334
18	19 A. ZANCA	Kawasaki Ninja 400 1'56.389
19	51 J. URIOSTEGUI	Yamaha YZF-R3 1'56.397
20	62 K. FONTAINHA	Yamaha YZF-R3 1'56.407
21	66 P. TONN	KTM RC 390 R 1'56.471
22	61 D. BORGES	Kawasaki Ninja 400 1'56.480
23	41 R. TRAGNI	Yamaha YZF-R3 1'56.500
24	13 D. BERGAMINI	Yamaha YZF-R3 1'56.539
25	47 F. SEABRIGHT	Kawasaki Ninja 400 1'56.566
26	79 T. ALONSO	Kawasaki Ninja 400 1'56.956
27	55 U. CALATAYUD	Yamaha YZF-R3 1'57.095
28	85 K. SABATUCCI	Kawasaki Ninja 400 1'57.146
29	25 M. MARTELLA	Kawasaki Ninja 400 1'57.470
30	27 C. CLARK	Kawasaki Ninja 400 1'57.760
31	81 I. PERISTERAS	Yamaha YZF-R3 1'57.900
32	11 A. MADRIGAL	Kawasaki Ninja 400 2'00.908

SPEED		
1	62 K. FONTAINHA	Yamaha YZF-R3 218,9
2	60 D. GEIGER	KTM RC 390 R 218,9
3	73 J. PEREZ GONZALEZ	Kawasaki Ninja 400 218,0
4	69 T. ALBERTO	Kawasaki Ninja 400 217,2
5	88 D. MOGEDA	Kawasaki Ninja 400 216,7
6	93 M. GAGGI	Yamaha YZF-R3 215,9
7	6 J. BUIS	Kawasaki Ninja 400 215,4
8	55 U. CALATAYUD	Yamaha YZF-R3 215,4
9	17 R. BIJMAN	Yamaha YZF-R3 215,0
10	12 H. MAIER	Yamaha YZF-R3 214,6
11	7 L. VENEMAN	Kawasaki Ninja 400 214,6
12	99 G. HENDRA PRATAMA	Yamaha YZF-R3 214,2
13	48 J. GARCIA	Kawasaki Ninja 400 213,7
14	66 P. TONN	KTM RC 390 R 213,3
15	91 M. VANNUCCI	Yamaha YZF-R3 213,3
16	27 C. CLARK	Kawasaki Ninja 400 212,5
17	13 D. BERGAMINI	Yamaha YZF-R3 212,1
18	25 M. MARTELLA	Kawasaki Ninja 400 212,1
19	41 R. TRAGNI	Yamaha YZF-R3 212,1
20	47 F. SEABRIGHT	Kawasaki Ninja 400 211,6
21	51 J. URIOSTEGUI	Yamaha YZF-R3 211,2
22	26 M. GENNAI	Yamaha YZF-R3 211,2
23	81 I. PERISTERAS	Yamaha YZF-R3 210,8
24	53 P. SVOBODA	Kawasaki Ninja 400 210,8
25	79 T. ALONSO	Kawasaki Ninja 400 210,8
26	23 S. DI SORA	Kawasaki Ninja 400 209,6
27	19 A. ZANCA	Kawasaki Ninja 400 209,2
28	61 D. BORGES	Kawasaki Ninja 400 208,4
29	22 M. GARCIA	Kove 321RR 207,6
30	85 K. SABATUCCI	Kawasaki Ninja 400 206,4
31	77 J. OSUNA SAEZ	Kawasaki Ninja 400 205,6
32	11 A. MADRIGAL	Kawasaki Ninja 400 199,2

SEG. 1	
1	73 J. PEREZ GONZALEZ 37.390
2	91 M. VANNUCCI 37.474
3	7 L. VENEMAN 37.488
4	17 R. BIJMAN 37.537
5	26 M. GENNAI 37.544
6	93 M. GAGGI 37.570
7	60 D. GEIGER 37.608
8	48 J. GARCIA 37.665
9	88 D. MOGEDA 37.692
10	6 J. BUIS 37.701
11	12 H. MAIER 37.788
12	53 P. SVOBODA 37.818
13	13 D. BERGAMINI 37.844
14	47 F. SEABRIGHT 37.862
15	77 J. OSUNA SAEZ 37.870
16	69 T. ALBERTO 37.896
17	99 G. HENDRA PRATAMA 37.933
18	23 S. DI SORA 37.962
19	62 K. FONTAINHA 37.967
20	51 J. URIOSTEGUI 38.058
21	66 P. TONN 38.117
22	19 A. ZANCA 38.131
23	79 T. ALONSO 38.148
24	61 D. BORGES 38.149
25	41 R. TRAGNI 38.274
26	27 C. CLARK 38.326
27	25 M. MARTELLA 38.383
28	81 I. PERISTERAS 38.404
29	55 U. CALATAYUD 38.407
30	85 K. SABATUCCI 38.427
31	22 M. GARCIA 38.493
32	11 A. MADRIGAL 39.811

SEG. 2	
1	6 J. BUIS 33.816
2	7 L. VENEMAN 33.867
3	48 J. GARCIA 33.876
4	26 M. GENNAI 33.887
5	73 J. PEREZ GONZALEZ 33.897
6	88 D. MOGEDA 33.953
7	47 F. SEABRIGHT 33.997
8	93 M. GAGGI 34.037
9	77 J. OSUNA SAEZ 34.084
10	99 G. HENDRA PRATAMA 34.085
11	22 M. GARCIA 34.111
12	13 D. BERGAMINI 34.163
13	41 R. TRAGNI 34.170
14	60 D. GEIGER 34.173
15	12 H. MAIER 34.189
16	17 R. BIJMAN 34.199
17	91 M. VANNUCCI 34.205
18	19 A. ZANCA 34.240
19	61 D. BORGES 34.268
20	23 S. DI SORA 34.282
21	53 P. SVOBODA 34.291
22	69 T. ALBERTO 34.304
23	66 P. TONN 34.321
24	85 K. SABATUCCI 34.326
25	51 J. URIOSTEGUI 34.333
26	62 K. FONTAINHA 34.334
27	55 U. CALATAYUD 34.361
28	79 T. ALONSO 34.407
29	81 I. PERISTERAS 34.581
30	25 M. MARTELLA 34.634
31	27 C. CLARK 34.659
32	11 A. MADRIGAL 35.533

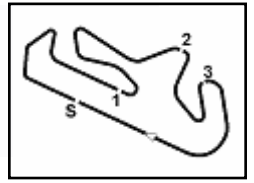
SEG. 3	
1	73 J. PEREZ GONZALEZ 22.632
2	6 J. BUIS 22.684
3	23 S. DI SORA 22.731
4	91 M. VANNUCCI 22.752
5	93 M. GAGGI 22.785
6	99 G. HENDRA PRATAMA 22.822
7	26 M. GENNAI 22.824
8	77 J. OSUNA SAEZ 22.911
9	19 A. ZANCA 22.928
10	47 F. SEABRIGHT 22.928
11	88 D. MOGEDA 22.931
12	55 U. CALATAYUD 22.960
13	48 J. GARCIA 22.981
14	60 D. GEIGER 22.983
15	51 J. URIOSTEGUI 22.987
16	53 P. SVOBODA 23.001
17	17 R. BIJMAN 23.004
18	7 L. VENEMAN 23.012
19	85 K. SABATUCCI 23.017
20	12 H. MAIER 23.036
21	79 T. ALONSO 23.056
22	41 R. TRAGNI 23.113
23	61 D. BORGES 23.121
24	13 D. BERGAMINI 23.122
25	22 M. GARCIA 23.124
26	66 P. TONN 23.147
27	25 M. MARTELLA 23.152
28	69 T. ALBERTO 23.179
29	62 K. FONTAINHA 23.235
30	81 I. PERISTERAS 23.281
31	27 C. CLARK 23.470
32	11 A. MADRIGAL 23.723

SEG. 4	
1	26 M. GENNAI 20.331
2	53 P. SVOBODA 20.349
3	73 J. PEREZ GONZALEZ 20.380
4	91 M. VANNUCCI 20.407
5	6 J. BUIS 20.410
6	41 R. TRAGNI 20.410
7	99 G. HENDRA PRATAMA 20.418
8	61 D. BORGES 20.420
9	88 D. MOGEDA 20.435
10	7 L. VENEMAN 20.457
11	77 J. OSUNA SAEZ 20.457
12	48 J. GARCIA 20.481
13	69 T. ALBERTO 20.484
14	22 M. GARCIA 20.526
15	51 J. URIOSTEGUI 20.535
16	93 M. GAGGI 20.555
17	17 R. BIJMAN 20.579
18	60 D. GEIGER 20.603
19	13 D. BERGAMINI 20.619
20	62 K. FONTAINHA 20.624
21	19 A. ZANCA 20.686
22	27 C. CLARK 20.693
23	66 P. TONN 20.707
24	23 S. DI SORA 20.711
25	12 H. MAIER 20.715
26	47 F. SEABRIGHT 20.743
27	81 I. PERISTERAS 20.786
28	25 M. MARTELLA 20.849
29	55 U. CALATAYUD 20.868
30	79 T. ALONSO 20.873
31	85 K. SABATUCCI 20.993
32	11 A. MADRIGAL 21.634

30/09/2023

These data/results cannot be reproduced, stored and/or transmitted in whole or in part by any manner of electronic, mechanical, photocopying, recording, broadcasting or otherwise now known or herein after developed without the previous express consent by the copyright owner, except for reproduction in daily press and regular printed publications on sale to the public within 60 days of the event related to those data/results and always provided that copyright symbol appears together as follows below.

© DORNA WSBK ORGANIZATION Srl 2023



Portimao 4.592 m

Pirelli Portuguese Round, 29 September - 1 October 2023
Ideal Times Tissot Superpole

No. Rider	Nat	Bike	Seg. 1 Diff. 1	Seg. 2 Diff. 2	Seg. 3 Diff. 3	Seg. 4 Diff. 4	Ideal Time Best Lap	Pos.	Diff.
1 73 J. PEREZ GONZALEZ	ESP	Kawasaki Ninja 400	37.390 +0.063	33.897	22.632 +0.066	20.380	1'54.299 1'54.428	1	0.129
2 26 M. GENNAI	ITA	Yamaha YZF-R3	37.544	33.887	22.824 +0.373	20.331	1'54.586 1'54.959	4	0.373
3 6 J. BUIS	NED	Kawasaki Ninja 400	37.701 +0.002	33.816 +0.238	22.684 +0.017	20.410	1'54.611 1'54.868	3	0.257
4 7 L. VENEMAN	NED	Kawasaki Ninja 400	37.488	33.867	23.012	20.457	1'54.824 1'54.824	2	
5 91 M. VANNUCCI	ITA	Yamaha YZF-R3	37.474 +0.180	34.205 +0.221	22.752	20.407 +0.188	1'54.838 1'55.427	7	0.589
6 93 M. GAGGI	ITA	Yamaha YZF-R3	37.570 +0.606	34.037	22.785	20.555 +0.186	1'54.947 1'55.739	9	0.792
7 48 J. GARCIA	ESP	Kawasaki Ninja 400	37.665	33.876	22.981	20.481 +0.281	1'55.003 1'55.284	5	0.281
8 88 D. MOGEDA	ESP	Kawasaki Ninja 400	37.692 +0.442	33.953	22.931	20.435 +0.453	1'55.011 1'55.906	12	0.895
9 99 G. HENDRA PRATAMA	INA	Yamaha YZF-R3	37.933 +0.031	34.085 +0.193	22.822	20.418 +0.198	1'55.258 1'55.680	8	0.422
10 17 R. BUJMAN	NED	Yamaha YZF-R3	37.537	34.199 +0.532	23.004 +0.042	20.579	1'55.319 1'55.893	11	0.574
11 77 J. OSUNA SAEZ	ESP	Kawasaki Ninja 400	37.870	34.084	22.911 +0.091	20.457	1'55.322 1'55.413	6	0.091
12 60 D. GEIGER	GER	KTM RC 390 R	37.608	34.173 +0.185	22.983	20.603 +0.558	1'55.367 1'56.110	15	0.743
13 53 P. SVOBODA	CZE	Kawasaki Ninja 400	37.818 +0.310	34.291	23.001 +0.069	20.349 +0.228	1'55.459 1'56.066	14	0.607
14 47 F. SEABRIGHT	GBR	Kawasaki Ninja 400	37.862	33.997 +0.509	22.928 +0.369	20.743 +0.158	1'55.530 1'56.566	25	1.036
15 23 S. DI SORA	FRA	Kawasaki Ninja 400	37.962	34.282	22.731	20.711 +0.068	1'55.686 1'55.754	10	0.068
16 12 H. MAIER	BRA	Yamaha YZF-R3	37.788 +0.216	34.189	23.036	20.715 +0.093	1'55.728 1'56.037	13	0.309
17 13 D. BERGAMINI	ITA	Yamaha YZF-R3	37.844	34.163 +0.791	23.122	20.619	1'55.748 1'56.539	24	0.791
18 69 T. ALBERTO	PHI	Kawasaki Ninja 400	37.896 +0.008	34.304	23.179 +0.098	20.484 +0.241	1'55.863 1'56.210	16	0.347
19 51 J. URIOSTEGUI	MEX	Yamaha YZF-R3	38.058 +0.076	34.333 +0.023	22.987 +0.112	20.535 +0.273	1'55.913 1'56.397	19	0.484
20 61 D. BORGES	POR	Kawasaki Ninja 400	38.149	34.268	23.121 +0.522	20.420	1'55.958 1'56.480	22	0.522
21 41 R. TRAGNI	ITA	Yamaha YZF-R3	38.274 +0.076	34.170	23.113	20.410 +0.457	1'55.967 1'56.500	23	0.533
22 19 A. ZANCA	ITA	Kawasaki Ninja 400	38.131 +0.237	34.240 +0.167	22.928	20.686	1'55.985 1'56.389	18	0.404
23 62 K. FONTAINHA	BRA	Yamaha YZF-R3	37.967	34.334	23.235 +0.206	20.624 +0.041	1'56.160 1'56.407	20	0.247
24 22 M. GARCIA	ESP	Kove 321RR	38.493 +0.080	34.111	23.124	20.526	1'56.254 1'56.334	17	0.080
25 66 P. TONN	GER	KTM RC 390 R	38.117 +0.055	34.321 +0.021	23.147 +0.103	20.707	1'56.292 1'56.471	21	0.179
26 79 T. ALONSO	POR	Kawasaki Ninja 400	38.148 +0.387	34.407	23.056	20.873 +0.085	1'56.484 1'56.956	26	0.472
27 55 U. CALATAYUD	ESP	Yamaha YZF-R3	38.407 +0.134	34.361 +0.077	22.960 +0.288	20.868	1'56.596 1'57.095	27	0.499
28 85 K. SABATUCCI	ITA	Kawasaki Ninja 400	38.427 +0.047	34.326 +0.336	23.017	20.993	1'56.763 1'57.146	28	0.383
29 25 M. MARTELLA	ITA	Kawasaki Ninja 400	38.383 +0.324	34.634	23.152 +0.093	20.849 +0.035	1'57.018 1'57.470	29	0.452
30 81 I. PERISTERAS	GRE	Yamaha YZF-R3	38.404	34.581 +0.261	23.281	20.786 +0.587	1'57.052 1'57.900	31	0.848
31 27 C. CLARK	USA	Kawasaki Ninja 400	38.326	34.659 +0.372	23.470	20.693 +0.240	1'57.148 1'57.760	30	0.612
32 11 A. MADRIGAL	MEX	Kawasaki Ninja 400	39.811	35.533 +0.205	23.723 +0.002	21.634	2'00.701 2'00.908	32	0.207
Overall Ideal Time			37.390	33.816	22.632	20.331	1'54.169		

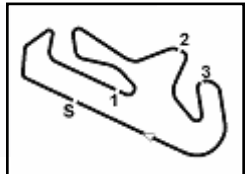
30/09/2023

These data/results cannot be reproduced, stored and/or transmitted in whole or in part by any manner of electronic, mechanical, photocopying, recording, broadcasting or otherwise now known or herein after developed without the previous express consent by the copyright owner, except for reproduction in daily press and regular printed publications on sale to the public within 60 days of the event related to those data/results and always provided that copyright symbol appears together as follows below.

© DORNA WSBK ORGANIZATION Srl 2023

FIGR PERUGIA TIMING





Pirelli Portuguese Round, 29 September - 1 October 2023
Chronological Analysis Tissot Superpole

Portimao 4.592 m

1 / 4

1° 73 J. PEREZ GONZALEZ [1'54.428]							
Lap	Seg1	Seg2	Seg3	Seg4	Lap Time	km/h	Local Time
1		41.794	28.016	22.714			9:51'06.824
2	38.187	34.277	23.101	20.591	1'56.156	205,6	9:53'02.980
3	37.599	34.090	23.106	20.416	1'55.211	205,6	9:54'58.191
4	38.065	34.148	22.632	20.784	1'55.629	202,9	9:56'53.820
5	37.897	34.282	31.911	20.691	2'04.781	200,7	9:58'58.601
6	37.390	33.916	22.681	20.873	1'54.860	209,2	10:00'53.461
7	38.647	35.543	24.870	22.177	2'01.237	202,5	10:02'54.698
8	43.147	35.594	23.132	20.600	2'02.473	199,9	10:04'57.171
9	37.453	33.897	22.698	20.380	1'54.428	218,0	10:06'51.599

1						41.547		9:49'10.079				
2						38.550	22.984	20.808	1'56.834	198,8	9:51'06.913	
3						37.914	34.460	23.228	20.471	1'56.073	204,5	9:53'02.986
4						37.870	34.084	23.002	20.457	1'55.413	204,1	9:54'58.399
5						38.188	36.500	23.828	20.754	1'59.270	205,6	9:56'57.669
6						38.253	34.417	22.911	20.856	1'56.437	204,8	9:58'54.106
7						39.481	35.034	23.104	40.659	2'18.278P	201,0	10:01'12.384
8						2'29.419	34.652	23.885	20.683	3'48.639P		10:05'01.023

2° 7 L. VENEMAN [1'54.824]							
Lap	Seg1	Seg2	Seg3	Seg4	Lap Time	km/h	Local Time
1		37.824	28.168	21.159			9:49'15.239
2	38.107	34.372	23.160	20.586	1'56.225	206,4	9:51'11.464
3	37.488	33.867	23.012	20.457	1'54.824	214,6	9:53'06.288
4	37.822	34.235	23.135	41.979	2'17.171P	211,6	9:55'23.459
5	4'15.872	34.123	24.924	20.782	5'35.701P		10:00'59.160
6	38.665	34.694	23.150	20.706	1'57.215	208,0	10:02'56.375
7	37.852	34.475	23.191	20.623	1'56.141	207,6	10:04'52.516
8	38.121	47.397	23.558	20.979	2'10.055	208,8	10:07'02.571

7° 91 M. VANNUCCI [1'55.427]							
Lap	Seg1	Seg2	Seg3	Seg4	Lap Time	km/h	Local Time
1		36.285	23.518	20.948			9:47'03.606
2	38.360	36.260	31.058	21.725	2'07.403	200,7	9:49'11.009
3	38.039	34.473	22.968	20.575	1'56.055	204,8	9:51'07.064
4	37.654	34.426	22.752	20.595	1'55.427	210,8	9:53'02.491
5	37.947	34.205	23.465	21.007	1'56.624	205,2	9:54'59.115
6	37.735	35.894	25.077	20.449	1'59.155	208,8	9:56'58.270
7	37.922	35.101	24.011	42.872	2'19.906P	213,3	9:59'18.176
8	2'18.113	36.442	24.906	20.407	3'39.868P		10:02'58.044
9	37.474	34.401	23.086	20.643	1'55.604	213,3	10:04'53.648
10	38.166	35.472	23.308	20.816	1'57.762	206,4	10:06'51.410

3° 6 J. BUIS [1'54.868]							
Lap	Seg1	Seg2	Seg3	Seg4	Lap Time	km/h	Local Time
1		37.732	28.023	22.214			9:49'15.724
2	37.740	34.162	22.953	20.630	1'55.485	209,2	9:51'11.209
3	37.896	33.816	22.684	20.689	1'55.085	205,6	9:53'06.294
4	37.703	34.054	22.701	20.410	1'54.868	211,6	9:55'01.162
5	37.754	34.138	22.747	20.731	1'55.370	213,7	9:56'56.532
6	39.211	35.291	23.729	40.160	2'18.391P	202,2	9:59'14.923
7	2'26.306	35.293	23.745	20.814	3'46.158P		10:03'01.081
8	37.701	34.528	22.973	20.557	1'55.759	209,6	10:04'56.840
9	37.886	33.958	22.733	20.501	1'55.078	215,4	10:06'51.918

8° 99 G. HENDRA PRATAMA [1'55.680]							
Lap	Seg1	Seg2	Seg3	Seg4	Lap Time	km/h	Local Time
1		47.039	34.539	22.523			9:49'17.506
2	38.169	34.688	23.091	20.418	1'56.366	210,8	9:51'13.872
3	37.933	34.085	23.108	20.622	1'55.748	211,2	9:53'09.620
4	39.033	35.493	23.360	37.532	2'15.418P	211,6	9:55'25.038
5	4'14.908	34.197	24.889	21.475	5'35.469P		10:01'00.507
6	39.332	35.276	23.879	20.427	1'58.914	214,2	10:02'59.421
7	38.884	35.386	24.154	20.680	1'59.104	212,1	10:04'58.525
8	37.964	34.278	22.822	20.616	1'55.680	213,3	10:06'54.205

4° 26 M. GENNAI [1'54.959]							
Lap	Seg1	Seg2	Seg3	Seg4	Lap Time	km/h	Local Time
1		42.533	27.998	21.076			9:49'08.223
2	38.736	34.479	23.291	20.829	1'57.335	198,1	9:51'05.558
3	38.229	34.410	23.076	20.746	1'56.461	199,9	9:53'02.019
4	38.103	34.281	23.013	20.767	1'56.164	199,9	9:54'58.183
5	38.160	36.683	24.306	20.383	1'59.532	206,0	9:56'57.715
6	38.248	37.503	23.942	20.695	2'00.388	206,0	9:58'58.103
7	37.876	34.163	22.824	20.553	1'55.416	209,6	10:00'53.519
8	37.838	41.663	23.778	20.806	2'04.085	203,7	10:02'57.604
9	37.544	33.887	23.197	20.331	1'54.959	211,2	10:04'52.563
10	37.970	34.171	23.977	20.794	1'56.912	205,2	10:06'49.475

9° 93 M. GAGGI [1'55.739]							
Lap	Seg1	Seg2	Seg3	Seg4	Lap Time	km/h	Local Time
1		42.753	33.974	22.705			9:49'16.495
2	38.687	34.557	23.158	20.555	1'56.957	207,6	9:51'13.452
3	37.722	34.187	23.022	20.885	1'55.816	211,6	9:53'09.268
4	39.528	35.145	29.110	20.576	2'04.359	203,7	9:55'13.627
5	37.570	34.342	22.855	20.979	1'55.746	212,5	9:57'09.373
6	42.802	34.498	23.290	39.925	2'20.515P	208,4	9:59'29.888
7	2'11.641	35.317	23.867	20.560	3'31.385P		10:03'01.273
8	37.916	34.687	23.026	20.587	1'56.216	209,6	10:04'57.489
9	38.176	34.037	22.785	20.741	1'55.739	215,9	10:06'53.228

5° 48 J. GARCIA [1'55.284]							
Lap	Seg1	Seg2	Seg3	Seg4	Lap Time	km/h	Local Time
1		36.590	26.636	22.706			9:48'46.570
2	39.945	35.088	23.651	21.215	1'59.899	197,7	9:50'46.469
3	38.447	34.609	23.409	21.197	1'57.662	203,7	9:52'44.131
4	38.802	34.916	23.607	41.864	2'19.189P	202,9	9:55'03.320
5	2'34.864	34.991	24.974	20.756	3'55.585P		9:58'58.905
6	37.665	33.876	22.981	20.762	1'55.284	210,8	10:00'54.189
7	37.777	45.532	24.355	20.520	2'08.184	206,0	10:03'02.373
8	37.730	34.084	23.149	20.481	1'55.444	213,7	10:04'57.817
9	42.234	34.376	23.248	20.992	2'00.850	210,4	10:06'58.667

10° 23 S. DI SORA [1'55.754]							
Lap	Seg1	Seg2	Seg3	Seg4	Lap Time	km/h	Local Time
1		35.747	25.755	21.561			9:47'45.470
2	38.382	34.788	22.862	21.112	1'57.144	207,2	9:49'42.614
3	39.072	34.974	23.214	39.146	2'16.406P	201,4	9:51'59.020
4	1'43.306	34.480	22.825	20.903	3'01.514P		9:55'00.534
5	38.230	34.428	22.889	20.758	1'56.305	205,2	9:56'56.839
6	39.291	35.059	24.539	22.045	2'00.934	207,6	9:58'57.773
7	37.962	34.282	22.731	20.779	1'55.754	209,6	10:00'53.527
8	39.379	35.218	27.979	22.836	2'05.412	203,7	10:02'58.939
9	39.632	35.588	23.868	20.711	1'59.799	207,2	10:04'58.738
10	38.024	34.505	23.190	20.718	1'56.437	207,6	10:06'55.175

6° 77 J. OSUNA SAEZ [1'55.413]							
Lap	Seg1	Seg2	Seg3	Seg4	Lap Time	km/h	Local Time

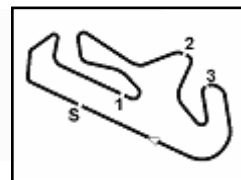
11° 17 R. BIJMAN [1'55.893]							
Lap	Seg1	Seg2	Seg3	Seg4	Lap Time	km/h	Local Time
1			41.926				9:49'15.754
2	38.279	34.513	23.546	21.121	1'57.459	211,6	9:51'13.213

30/09/2023 P = Pits In/Out - C = Lap Time Cancelled

These data/results cannot be reproduced, stored and/or transmitted in whole or in part by any manner of electronic, mechanical, photocopying, recording, broadcasting or otherwise now known or herein after developed without the previous express consent by the copyright owner, except for reproduction in daily press and regular printed publications on sale to the public within 60 days of the event related to those data/results and always provided that copyright symbol appears together as follows below.

© DORNA WSBK ORGANIZATION Srl 2023





Portimao 4.592 m

Pirelli Portuguese Round, 29 September - 1 October 2023
Chronological Analysis Tissot Superpole

3	38.208	34.203	23.087	20.638	1'56.136	210,4	9:53'09.349	7	2'06.183	34.870	23.651	20.484	3'25.188P	10:02'58.361	
4	40.167	35.352	23.889	20.937	2'00.345	203,3	9:55'09.694	8	37.904	34.304	23.277	20.725	1'56.210	217,2	10:04'54.571
5	42.571	34.846	23.550	40.644	2'21.611P	199,2	9:57'31.305	9	38.135	34.602	23.499	20.846	1'57.082	211,6	10:06'51.653
6	4'08.872	35.878	24.439	20.863	5'30.052P		10:03'01.357								
7	37.537	34.731	23.046	20.579	1'55.893	212,5	10:04'57.250								
8	38.479	34.199	23.004	20.950	1'56.632	215,0	10:06'53.882								

12° 88 D. MOGEDA [1'55.906]							
Lap	Seg1	Seg2	Seg3	Seg4	Lap Time	km/h	Local Time
1		36.739					9:48'47.050
2	42.140	47.101	28.901	22.417	2'20.559	209,2	9:51'07.609
3	38.141	34.337	23.134	20.714	1'56.326	206,4	9:53'03.935
4	38.576	34.473	23.155	20.680	1'56.884	203,7	9:55'00.819
5	38.211	34.424	24.221	20.937	1'57.793	208,0	9:56'58.612
6	37.824	35.080	23.980	41.341	2'18.225P	210,4	9:59'16.837
7	2'20.993	39.807	23.943	20.581	3'45.324P		10:03'02.161
8	37.692	34.448	24.588	20.435	1'57.163	216,7	10:04'59.324
9	38.134	33.953	22.931	20.888	1'55.906	214,6	10:06'55.230

13° 12 H. MAIER [1'56.037]							
Lap	Seg1	Seg2	Seg3	Seg4	Lap Time	km/h	Local Time
1		40.601	34.153	23.302			9:49'16.368
2	38.436	34.464	23.231	20.784	1'56.915	210,4	9:51'13.283
3	38.004	34.189	23.036	20.808	1'56.037	212,9	9:53'09.320
4	40.648	35.288	27.346	21.012	2'04.294	205,6	9:55'13.614
5	37.903	34.273	24.023	23.131	1'59.330	214,2	9:57'12.944
6	40.252	34.618	24.729	40.246	2'19.845P	205,2	9:59'32.789
7	2'03.299	36.783	24.118	20.846	3'25.046P		10:02'57.835
8	38.240	34.373	23.493	20.715	1'56.821	207,2	10:04'54.656
9	37.788	34.532	23.432	21.189	1'56.941	214,6	10:06'51.597

14° 53 P. SVOBODA [1'56.066]							
Lap	Seg1	Seg2	Seg3	Seg4	Lap Time	km/h	Local Time
1		42.387	29.773	21.104			9:49'11.793
2	38.456	34.854	23.381	20.794	1'57.485	205,6	9:51'09.278
3	38.306	34.506	23.001	20.682	1'56.495	207,2	9:53'05.773
4	38.128	34.291	23.070	20.577	1'56.066	206,4	9:55'01.839
5	37.818	34.592	23.318	20.491	1'56.219	209,6	9:56'58.058
6	38.222	35.774	24.246	39.885	2'18.127P	208,8	9:59'16.185
7	2'22.655	34.571	23.821	20.622	3'41.669P		10:02'57.854
8	38.146	34.304	23.273	20.349	1'56.072	208,8	10:04'53.926
9	37.988	34.725	23.194	20.823	1'56.730	210,8	10:06'50.656

15° 60 D. GEIGER [1'56.110]							
Lap	Seg1	Seg2	Seg3	Seg4	Lap Time	km/h	Local Time
1		42.582	36.331	21.494			9:49'16.093
2	38.247	34.309	23.218	20.880	1'56.654	216,3	9:51'12.747
3	37.998	34.287	29.274	20.823	2'02.382	209,6	9:53'15.129
4	39.761	34.253	23.247	20.615	1'57.876C	213,3	9:55'13.005
5	37.608	34.358	22.983	21.161	1'56.110	214,6	9:57'09.115
6	44.864	35.034	26.662	43.709	2'30.269P	204,8	9:59'39.384
7	2'03.083	34.815	24.092	21.091	3'23.081P		10:03'02.465
8	37.877	34.173	25.127	20.603	1'57.780	218,9	10:05'00.245

16° 69 T. ALBERTO [1'56.210]							
Lap	Seg1	Seg2	Seg3	Seg4	Lap Time	km/h	Local Time
1		44.999					9:49'17.266
2	38.201	34.739	23.688	21.072	1'57.700	210,0	9:51'14.966
3	38.055	34.571	27.287	20.788	2'00.701	210,8	9:53'15.667
4	37.976	34.532	23.179	21.039	1'56.726	214,2	9:55'12.393
5	40.330	34.598	23.749	20.911	1'59.588	208,8	9:57'11.981
6	37.896	34.745	27.824	40.727	2'21.192P	214,2	9:59'33.173

17° 22 M. GARCIA [1'56.334]							
Lap	Seg1	Seg2	Seg3	Seg4	Lap Time	km/h	Local Time
1		42.746					9:49'18.313
2	38.854	34.795	23.299	21.111	1'58.059	207,6	9:51'16.372
3	38.722	34.329	23.184	20.813	1'57.048	205,6	9:53'13.420
4	38.573	34.111	23.124	20.526	1'56.334	203,3	9:55'09.754
5	38.536	34.451	28.093	20.969	2'02.049	204,8	9:57'11.803
6	41.807	35.711	26.579	44.480	2'28.577P	206,8	9:59'40.380
7	2'01.789	34.938	24.046	20.900	3'21.673P		10:03'02.053
8	38.493	34.158	23.515	20.558	1'56.724	206,0	10:04'58.777
9	39.864	34.240	23.273	20.745	1'58.122	206,4	10:06'56.899

18° 19 A. ZANCA [1'56.389]							
Lap	Seg1	Seg2	Seg3	Seg4	Lap Time	km/h	Local Time
1		42.856	25.515	21.029			9:48'29.347
2	38.569	34.712	23.141	20.873	1'57.295	204,8	9:50'26.642
3	38.368	34.407	22.928	20.686	1'56.389	206,8	9:52'23.031
4	38.131	34.240	22.984	21.171	1'56.526	209,2	9:54'19.557
5	48.798	37.328	24.910	36.091	2'27.127P	203,7	9:56'46.684
6	1'06.769	36.035	27.505	22.151	2'32.460P		9:59'19.144
7	40.403	34.621	23.545	37.824	2'16.393CP	202,2	10:01'35.537
8	1'40.348	47.948	37.607	20.962	3'26.865P		10:05'02.402

19° 51 J. URIOSTEGUI [1'56.397]							
Lap	Seg1	Seg2	Seg3	Seg4	Lap Time	km/h	Local Time
1		47.081	34.505	23.012			9:49'18.244
2	38.807	34.722	23.669	20.924	1'58.122	210,4	9:51'16.366
3	38.475	34.436	22.987	20.907	1'56.805	206,8	9:53'13.171
4	38.394	34.333	23.077	20.662	1'56.466	203,3	9:55'09.637
5	42.900	34.353	23.138	20.836	2'01.227	204,1	9:57'10.864
6	38.058	36.936	26.875	42.160	2'24.029P	211,2	9:59'34.893
7	2'02.260	35.663	23.621	20.825	3'22.369P		10:02'57.262
8	38.134	34.356	23.099	20.808	1'56.397	207,6	10:04'53.659
9	38.479	34.728	23.278	20.535	1'57.020	204,5	10:06'50.679

20° 62 K. FONTAINHA [1'56.407]							
Lap	Seg1	Seg2	Seg3	Seg4	Lap Time	km/h	Local Time
1		46.796	35.032	22.370			9:49'18.776
2	38.628	34.932	23.686	20.884	1'58.130	211,2	9:51'16.906
3	38.385	34.673	23.539	20.969	1'57.566	210,0	9:53'14.472
4	38.181	34.591	23.235	20.982	1'56.989	210,8	9:55'11.461
5	38.890	37.548	23.491	21.771	2'01.700C	202,2	9:57'13.161
6	38.340	34.530	27.657	43.232	2'23.759P	211,2	9:59'36.920
7	2'02.069	35.321	24.005	21.112	3'22.507P		10:02'59.427
8	38.618	35.039	25.367	20.624	1'59.648	209,2	10:04'59.075
9	37.967	34.334	23.441	20.665	1'56.407	218,9	10:06'55.482

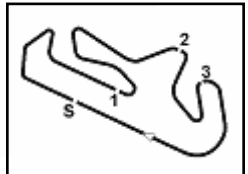
21° 66 P. TONN [1'56.471]							
Lap	Seg1	Seg2	Seg3	Seg4	Lap Time	km/h	Local Time
1		47.687	34.112	24.512			9:49'18.257
2	39.445	35.070	23.463	21.162	1'59.140	211,6	9:51'17.397
3	38.248	34.521	23.191	20.981	1'56.941	213,3	9:53'14.338
4	38.694	34.787	23.389	21.109	1'57.979	209,6	9:55'12.317
5	38.173	34.601	23.147	21.056	1'56.977C	208,4	9:57'09.294
6	39.286	37.069	27.977	45.867	2'30.199P	206,4	9:59'39.493
7	2'01.747	35.830	23.896	20.947	3'22.420P		10:03'01.913
8	38.117	34.321	23.367	20.787	1'56.592	213,3	10:04'58.505
9	38.172	34.342	23.250	20.707	1'56.471	212,5	10:06'54.976

30/09/2023 P = Pits In/Out - C = Lap Time Cancelled

These data/results cannot be reproduced, stored and/or transmitted in whole or in part by any manner of electronic, mechanical, photocopying, recording, broadcasting or otherwise now known or herein after developed without the previous express consent by the copyright owner, except for reproduction in daily press and regular printed publications on sale to the public within 60 days of the event related to those data/results and always provided that copyright symbol appears together as follows below.

© DORNA WSBK ORGANIZATION Srl 2023





Portimao 4.592 m

3 / 4

Pirelli Portuguese Round, 29 September - 1 October 2023
Chronological Analysis Tissot Superpole

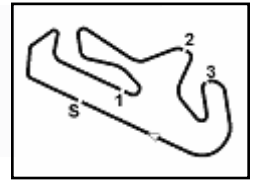
22° 61 D. BORGES [1'56.480]								27° 55 U. CALATAYUD [1'57.095]								
Lap	Seg1	Seg2	Seg3	Seg4	Lap Time	km/h	Local Time	Lap	Seg1	Seg2	Seg3	Seg4	Lap Time	km/h	Local Time	
1		36.296	24.944	21.594			9:48'26.649	1		41.917	31.414	23.333		1'59.316	199,6	9:51'13.078
2	38.775	34.965	23.417	20.786	1'57.943	205,2	9:50'24.592	2	39.810	34.779	23.716	21.011	1'59.316	199,6	9:51'13.394	
3	38.550	34.544	23.234	20.599	1'56.927	202,5	9:52'21.519	3	38.541	34.438	23.248	20.868	1'57.095	211,6	9:53'10.489	
4	38.677	34.492	23.892	40.814	2'17.875P	201,4	9:54'39.394	4	38.407	34.915	23.235	21.074	1'57.631	215,4	9:55'08.120	
5	2'51.404	38.469	29.103	20.625	4'19.601P		9:58'58.995	5	43.241	34.614	23.501	22.004	2'03.360C	200,3	9:57'11.480	
6	38.340	34.570	23.309	21.002	1'57.221	208,4	10:00'56.216	6	38.436	35.957	26.533	46.173	2'27.099P	205,2	9:59'38.579	
7	40.964	40.435	24.503	20.465	2'06.367	200,7	10:03'02.583	7	3'44.914	38.348			5'17.420P		10:04'55.999	
8	38.149	34.268	23.643	20.420	1'56.480	204,8	10:04'59.063	8	38.780	34.361	22.960	21.076	1'57.177	204,5	10:06'53.176	
9	38.557	34.554	23.121	20.541	1'56.773	205,2	10:06'55.836									
23° 41 R. TRAGNI [1'56.500]								28° 85 K. SABATUCCI [1'57.146]								
Lap	Seg1	Seg2	Seg3	Seg4	Lap Time	km/h	Local Time	Lap	Seg1	Seg2	Seg3	Seg4	Lap Time	km/h	Local Time	
1		36.311	24.191	21.448			9:47'14.015	1		36.600	25.354	21.566			9:48'25.682	
2	40.247	35.786	24.970	21.420	2'02.423	195,6	9:49'16.438	2	38.959	34.836	23.345	21.324	1'58.464	195,6	9:50'24.146	
3	38.759	34.758	23.160	20.724	1'57.401	208,4	9:51'13.839	3	38.597	34.326	23.303	21.012	1'57.238	206,4	9:52'21.384	
4	38.350	34.170	23.113	20.867	1'56.500	212,1	9:53'10.339	4	38.427	34.709	23.892	42.444	2'19.472P	204,8	9:54'40.856	
5	38.780	35.185	23.582	43.563	2'21.110P	208,8	9:55'31.449	5	3'10.698	37.120	26.754	24.577	4'39.149P		9:59'20.005	
6	2'01.014	35.000	26.674	23.256	3'25.944P		9:58'57.393	6	38.626	34.905	48.131	21.410	2'23.072	201,0	10:01'43.077	
7	38.812	34.273	24.268	22.228	1'59.581	198,5	10:00'56.974	7	38.618	34.734	23.095	21.069	1'57.516	197,7	10:03'40.593	
8	39.362	35.556	24.068	20.762	1'59.748	205,6	10:02'56.722	8	38.474	34.662	23.017	20.993	1'57.146	198,1	10:05'37.739	
9	38.274	34.947	23.336	20.410	1'56.967	207,2	10:04'53.689									
10	38.374	34.710	23.260	20.687	1'57.031	207,2	10:06'50.720									
24° 13 D. BERGAMINI [1'56.539]								29° 25 M. MARTELLA [1'57.470]								
Lap	Seg1	Seg2	Seg3	Seg4	Lap Time	km/h	Local Time	Lap	Seg1	Seg2	Seg3	Seg4	Lap Time	km/h	Local Time	
1		41.787	33.970	23.323			9:49'16.351	1		36.121	24.047	21.275			9:47'45.118	
2	38.302	34.328	23.277	20.952	1'56.859	207,6	9:51'13.210	2	38.909	34.847	23.152	20.903	1'57.811	199,2	9:49'42.929	
3	38.368	34.163	28.204	21.660	2'02.395	203,3	9:53'15.605	3	38.383	34.880	23.360	21.101	1'57.724	210,4	9:51'40.653	
4	37.878	34.506	23.559	20.896	1'56.839	212,1	9:55'12.444	4	38.792	38.112	23.715	41.502	2'22.121P	201,4	9:54'02.774	
5	37.872	34.480	24.693	21.069	1'58.114C	211,6	9:57'10.558	5	3'39.891	35.779	23.658	21.160	5'00.488P		9:59'03.262	
6	38.676	35.739	29.299	41.105	2'24.819P	204,5	9:59'35.377	6	38.617	34.876	23.465	21.022	1'57.980	201,8	10:01'01.242	
7	2'06.033	35.269	23.781	20.781	3'25.864P		10:03'01.241	7	38.618	35.030	23.630	20.849	1'58.127	208,4	10:02'59.369	
8	37.844	34.954	23.122	20.619	1'56.539	211,2	10:04'57.780	8	38.707	34.634	23.245	20.884	1'57.470	212,1	10:04'56.839	
9	38.498	34.371	23.177	20.773	1'56.819	210,8	10:06'54.599	9	39.484	41.231	23.601	21.228	2'05.544	211,2	10:07'02.383	
25° 47 F. SEABRIGHT [1'56.566]								30° 27 C. CLARK [1'57.760]								
Lap	Seg1	Seg2	Seg3	Seg4	Lap Time	km/h	Local Time	Lap	Seg1	Seg2	Seg3	Seg4	Lap Time	km/h	Local Time	
1		34.968	25.678	21.106			9:48'27.772	1		36.411	24.150	21.268			9:47'22.166	
2	38.878	34.365	22.976	20.787	1'57.006	201,0	9:50'24.778	2	39.593	35.808	23.752	21.046	2'00.199	201,4	9:49'22.365	
3	37.862	34.506	23.297	20.901	1'56.566	211,6	9:52'21.344	3	38.924	34.983	23.538	21.096	1'58.541	205,6	9:51'20.906	
4	38.500	34.545	22.928	21.185	1'57.158	195,2	9:54'18.502	4	38.839	34.978	23.504	21.166	1'58.487	206,0	9:53'19.393	
5	39.050	35.116	23.385	36.569	2'14.120P	198,5	9:56'32.622	5	38.849	35.295	23.504	20.967	1'58.615	204,5	9:55'18.008	
6	1'08.213	34.492	23.510	20.743	2'26.958P		9:58'59.580	6	39.072	35.482	23.682	47.225	2'25.461P	204,1	9:57'43.469	
7	37.884	33.997	23.333	34.994	2'10.208	206,8	10:01'09.788	7	1'57.134	34.887	23.811	21.026	3'16.858P		10:01'00.327	
8	38.442	34.252	23.230	41.401	2'17.325CP	199,9	10:03'27.113	8	39.141	35.031	23.570	20.750	1'58.492	211,6	10:02'58.819	
								9	38.326	35.031	23.470	20.933	1'57.760	212,5	10:04'56.579	
								10	39.295	34.659	23.583	20.693	1'58.230	210,4	10:06'54.809	
26° 79 T. ALONSO [1'56.956]								31° 81 I. PERISTERAS [1'57.900]								
Lap	Seg1	Seg2	Seg3	Seg4	Lap Time	km/h	Local Time	Lap	Seg1	Seg2	Seg3	Seg4	Lap Time	km/h	Local Time	
1		36.156	25.386	21.808			9:48'26.328	1		36.530					9:48'46.799	
2	38.718	34.701	23.386	20.897	1'57.702	202,5	9:50'24.030	2	38.880	35.175	23.490	21.226	1'58.771	205,2	9:50'45.570	
3	38.914	34.439	23.308	21.030	1'57.691	201,8	9:52'21.721	3	39.094	35.111	23.521	20.913	1'58.639	199,6	9:52'44.209	
4	38.914	34.625	23.532	42.015	2'19.086CP	210,4	9:54'40.807	4	38.404	34.842	23.281	21.373	1'57.900	203,7	9:54'42.109	
5	2'49.238	38.923	24.074	21.156	4'13.391P		9:58'54.198	5	40.755	36.352	24.587	44.842	2'26.536P	196,7	9:57'08.645	
6	38.885	35.962	23.341	22.037	2'00.225	198,5	10:00'54.423	6	2'30.793	34.581	24.698	21.163	3'51.235P		10:00'59.880	
7	38.148	35.550	24.775	22.193	2'00.666	210,8	10:02'55.089	7	39.666	35.257	24.525	20.786	2'00.234	206,8	10:03'00.114	
8	38.681	34.594	23.086	20.873	1'57.234	202,5	10:04'52.323	8	38.461	35.483	25.219	20.819	1'59.982	210,8	10:05'00.096	
9	38.535	34.407	23.056	20.958	1'56.956	199,9	10:06'49.279									
27° 11 A. MADRIGAL [2'00.908]																
Lap	Seg1	Seg2	Seg3	Seg4	Lap Time	km/h	Local Time									
1			38.085	24.391	22.164		9:47'51.847									
2	40.458	36.139	24.129	21.836	2'02.562	195,9	9:49'54.409									

30/09/2023 P = Pits In/Out - C = Lap Time Cancelled

These data/results cannot be reproduced, stored and/or transmitted in whole or in part by any manner of electronic, mechanical, photocopying, recording, broadcasting or otherwise now known or herein after developed without the previous express consent by the copyright owner, except for reproduction in daily press and regular printed publications on sale to the public within 60 days of the event related to those data/results and always provided that copyright symbol appears together as follows below.

© DORNA WSBK ORGANIZATION Srl 2023





Pirelli Portuguese Round, 29 September - 1 October 2023
Chronological Analysis Tissot Superpole

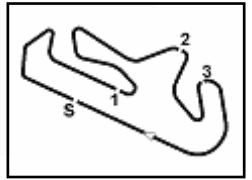
3	39.956	36.179	23.858	21.902	2'01.895	197,4	9:51'56.304
4	40.048	45.155	24.994	22.536	2'12.733	195,6	9:54'09.037
5	40.812	37.354	24.633	40.914	2'23.713P	195,2	9:56'32.750
6	1'11.347	35.701	23.723	21.792	2'32.563P		9:59'05.313
7	40.010	35.790	23.727	21.811	2'01.338	198,8	10:01'06.651
8	39.902	35.533	23.836	21.745	2'01.016	198,1	10:03'07.667
9	39.811	35.738	23.725	21.634	2'00.908	199,2	10:05'08.575

30/09/2023

P = Pits In/Out - C = Lap Time Cancelled

These data/results cannot be reproduced, stored and/or transmitted in whole or in part by any manner of electronic, mechanical, photocopying, recording, broadcasting or otherwise now known or herein after developed without the previous express consent by the copyright owner, except for reproduction in daily press and regular printed publications on sale to the public within 60 days of the event related to those data/results and always provided that copyright symbol appears together as follows below.

© DORNA WSBK ORGANIZATION Srl 2023



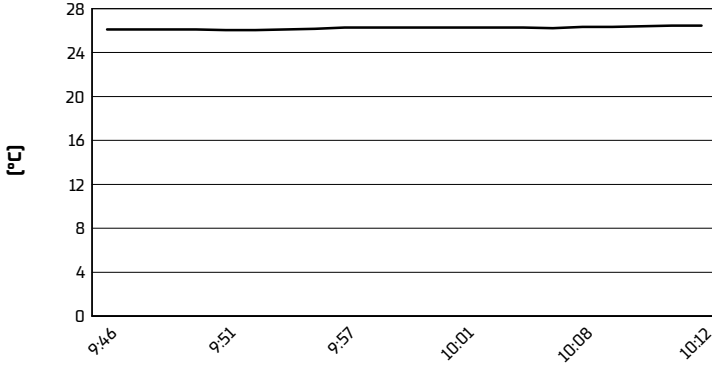
Portimao 4.592 m

Pirelli Portuguese Round, 29 September - 1 October 2023

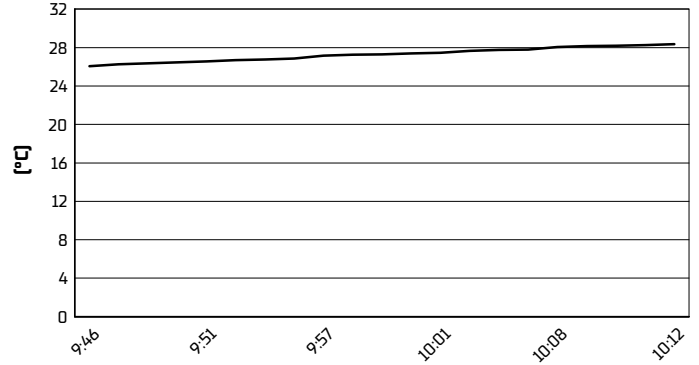
Weather Report Tissot Superpole

Session started 09:45 - Session ended 10:13

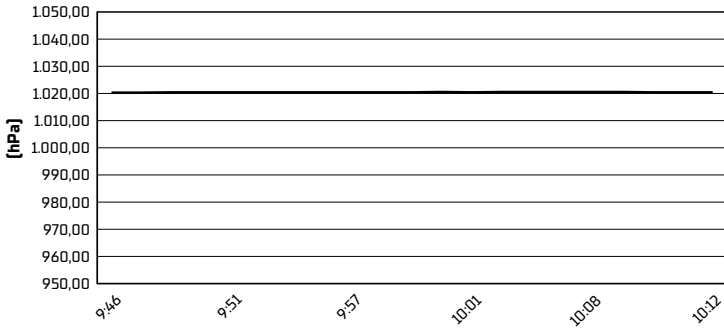
Air Temperature



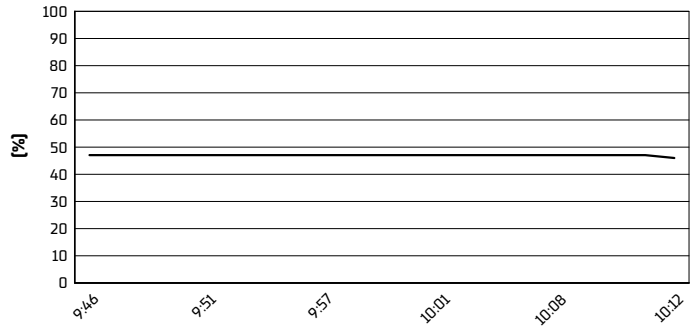
Track Temperature



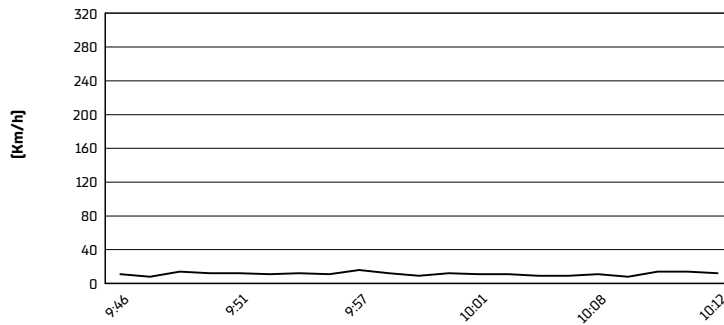
Air Pressure



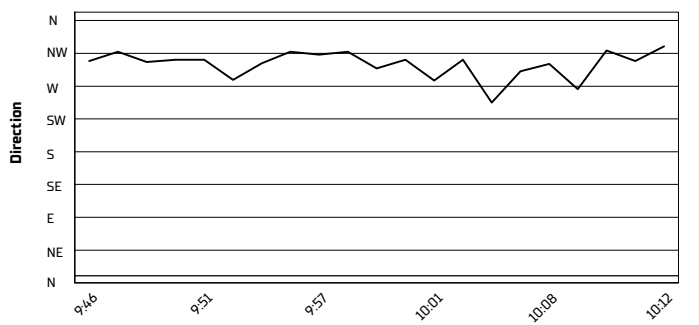
Humidity



Wind Speed



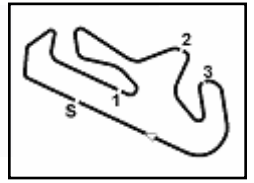
Wind Direction



30/09/2023

These data/results cannot be reproduced, stored and/or transmitted in whole or in part by any manner of electronic, mechanical, photocopying, recording, broadcasting or otherwise now known or herein after developed without the previous express consent by the copyright owner, except for reproduction in daily press and regular printed publications on sale to the public within 60 days of the event related to those data/results and always provided that copyright symbol appears together as follows below.

© DORNA WSBK ORGANIZATION Srl 2023



Portimao 4.592 m

Pirelli Portuguese Round, 29 September - 1 October 2023
Tissot Superpole Ranking

	2020	2021	2022	2023
01 Assen		Steeman (Ned) Ktm 1'48.767 [150,3 Km/h]	Steeman (Ned) Kaw 1'48.961 [150,1 Km/h]	Vannucci (Ita) Yam 1'51.220 [147,0 Km/h]
02 Barcelona	Booth-Amos (Gbr) Kaw 1'56.227 [143,3 Km/h]	Iglesias (Esp) Kaw 1'55.451 [144,3 Km/h]	Steeman (Ned) Kaw 1'55.850 [143,8 Km/h]	Maier (Bra) Yam 1'55.169 [144,6 Km/h]
03 Misano		Sofuoglu (Tur) Yam 1'49.073 [139,5 Km/h]	Vannucci (Ita) Yam 1'48.501 [140,2 Km/h]	Buis (Ned) Kaw 1'49.297 [139,2 Km/h]
04 Imola				Geiger (Ger) Ktm 2'06.455 [140,5 Km/h]
05 Most		Steeman (Ned) Ktm 1'46.871 [141,9 Km/h]	Sabatucci (Ita) Kaw 1'47.921 [140,5 Km/h]	Perez Gonzalez (Esp) Kaw 1'46.162 [142,8 Km/h]
06 Magny-Cours	Booth-Amos (Gbr) Kaw 2'05.312 [126,7 Km/h]	Huertas (Esp) Kaw 1'52.918 [140,6 Km/h]	Steeman (Ned) Kaw 1'51.859 [142,0 Km/h]	Geiger (Ger) Ktm 1'52.710 [140,9 Km/h]
07 Aragon	Buis (Ned) Kaw 2'05.739 [145,4 Km/h]	Kawakami (Bra) Yam 2'06.498 [144,5 Km/h]	Garcia (Esp) Yam 2'06.908 [144,0 Km/h]	Vannucci (Ita) Yam 2'06.119 [144,9 Km/h]
08 Portimao	Okaya (Jpn) Kaw 1'56.406 [142,0 Km/h]	Huertas (Esp) Kaw 1'55.466 [143,2 Km/h]	Geiger (Ger) Kaw 1'55.008 [143,7 Km/h]	Perez Gonzalez (Esp) Kaw 1'54.428 [144,5 Km/h]

2023

- 2 M. Vannucci
- 2 D. Geiger
- 2 **J. Perez Gonzalez**
- 1 H. Maier
- 1 J. Buis

ALL TIMES

- | | |
|----------------------------|----------------|
| 6 V. Steeman | 1 N. Kalinin |
| 5 M. Perez | 1 M. Kawakami |
| 3 A. Carrasco | 1 H. Maier |
| 3 A. Coppola | 1 A. Muel |
| 3 S. Deroue | 1 K. Sabatucci |
| 3 D. Geiger | 1 B. Sanchez |
| 3 M. Gonzalez | |
| 3 G. Hendra Pratama | |
| 3 A. Huertas | |
| 3 M. Vannucci | |
| 2 T. Booth-Amos | |
| 2 J. Buis | |
| 2 M. Garcia | |
| 2 T. Kawakami | |
| 2 Y. Okaya | |
| 2 J. Perez Gonzalez | |
| 2 B. Sofuoglu | |
| 1 T. Edwards | |
| 1 I. Iglesias | |

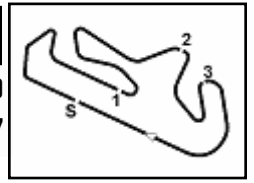
30/09/2023

These data/results cannot be reproduced, stored and/or transmitted in whole or in part by any manner of electronic, mechanical, photocopying, recording, broadcasting or otherwise now known or herein after developed without the previous express consent by the copyright owner, except for reproduction in daily press and regular printed publications on sale to the public within 60 days of the event related to those data/results and always provided that copyright symbol appears together as follows below.

© DORNA WSBK ORGANIZATION Srl 2023

FICR PERUGIA TIMING





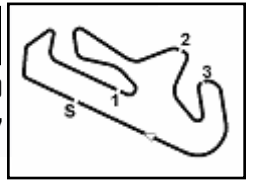
Pirelli Portuguese Round, 29 September - 1 October 2023
Tissot Superpole Award

	Points	Points From First	Points From Previous	April 23 ASSEN	May 7 BARCELONA	June 4 MISANO	July 16 IMOLA	July 30 MOST	September 10 MAGNY-COURS	September 24 ARAGON	October 1 PORTIMAO								
1 VANNUCCI Matteo (ITA)	54			12	3		9	9	6	12	3								
2 PEREZ GONZALEZ Jose Luis (ESP)	52	2		1	7	6		12	9	5	12								
3 GEIGER Dirk (GER)	37	17	15	3		1	12		12	9									
4 BUIJS Jeffrey (NED)	35	19	2		4	12			5	7	7								
5 MAIER Humberto (BRA)	27	27	8	5	12		3	6	1										
6 GARCIA Julio (ESP)	22	32	5			7	6			4	5								
7 VENEMAN Loris (NED)	21	33	1			5			7		9								
8 ZANCA Alessandro (ITA)	19	35	2		6	9	4												
9 DI SORA Samuel (FRA)	14	40	5	7		4	1	2											
10 SABATUCCI Kevin (ITA)	14	40	0				5		3	6									
11 GENNAI Mirko (ITA)	13	41	1				2	5			6								
12 SVOBODA Petr (CZE)	11	43	2			3	7	1											
13 HENDRA PRATAMA Galang (INA)	11	43	0		5			4			2								
14 SEABRIGHT Fenton (GBR)	9	45	2		9														
15 LEHMANN Lennox (GER)	9	45	0	9															
16 GARCIA Marc (ESP)	7	47	2					7											
17 MARTELLA Mattia (ITA)	6	48	1	6															
18 OSUNA SAEZ Jose Manuel (ESP)	6	48	0							2	4								
19 MOGEDA Daniel (ESP)	6	48	0		2				4										
20 ALBERTO Troy (PHI)	4	50	2	4															
21 BERGAMINI Devis (ITA)	3	51	1							3									
22 KHAN Walid (NED)	3	51	0					3											
23 GAGGI Marco (ITA)	3	51	0						2		1								
24 IERACI Bruno (ITA)	2	52	1			2													

30/09/2023 Odd points columns: Tissot Superpole Even points columns: Tissot Superpole Race

These data/results cannot be reproduced, stored and/or transmitted in whole or in part by any manner of electronic, mechanical, photocopying, recording, broadcasting or otherwise now known or herein after developed without the previous express consent by the copyright owner, except for reproduction in daily press and regular printed publications on sale to the public within 60 days of the event related to those data/results and always provided that copyright symbol appears together as follows below.

© DORNA WSBK ORGANIZATION Srl 2023



Portimao 4.592 m

Pirelli Portuguese Round, 29 September - 1 October 2023
Tissot Superpole Award

	Points	Points From First	Points From Previous	April 23 ASSEN	May 7 BARCELONA	June 4 MISANO	July 16 IMOLA	July 30 MOST	September 10 MAGNY-COURS	September 24 ARAGON	October 1 PORTIMAO							
25 MOLENAAR Thom (NED)	2	52	0	2														
26 CALATAYUD Unai (ESP)	1	53	1							1								
27 URIOSTEGUI Juan Pablo (MEX)	1	53	0		1													

30/09/2023 Odd points columns: Tissot Superpole Even points columns: Tissot Superpole Race

These data/results cannot be reproduced, stored and/or transmitted in whole or in part by any manner of electronic, mechanical, photocopying, recording, broadcasting or otherwise now known or herein after developed without the previous express consent by the copyright owner, except for reproduction in daily press and regular printed publications on sale to the public within 60 days of the event related to those data/results and always provided that copyright symbol appears together as follows below.

© DORNA WSBK ORGANIZATION Srl 2023