

Tissot Aragon Round, 27-29 September 2024

Biographical Entry List

No.	Rider (Abbreviation)	Nat	Bike	Wins 2024	Podiums 2024	Pole 2024	Races 2024	Tyres	Class
	Age Date of Birth Place of Birth		Team						
1	1 BAUTISTA Alvaro (Bau) 39 21/11/1984 Talavera de la Reina	ESP	Ducati Panigale V4R Aruba.it Racing - Ducati	61 2	103 14	10	195 26	Pirelli	
2	5 OETTL Philipp (Det) 28 03/05/1996 Bad Reichenhall	GER	Yamaha YZF R1 GMT94 Yamaha				95 27	Pirelli	IND
3	7 LECUONA Iker (Lec) 24 06/01/2000 Valencia	ESP	Honda CBR1000 RR-R Team HRC		1	1	86 21	Pirelli	
4	9 PETRUCCI Danilo (Pet) 33 24/10/1990 Terni	ITA	Ducati Panigale V4R Barni Spark Racing Team	3 3	13 10		60 24	Pirelli	IND
5	11 BULEGA Nicolo (Bul) 24 16/10/1999 Montecchio Emilia	ITA	Ducati Panigale V4R Aruba.it Racing - Ducati	3 3	16 16	2 2	27 27	Pirelli	
6	14 LOWES Sam (SLo) 34 14/09/1990 Lincoln	GBR	Ducati Panigale V4R ELF Marc VDS Racing Team				23 23	Pirelli	IND
7	17 FRITZ Marvin (Fri) 31 20/04/1993 Mosbach	GER	Yamaha YZF R1 GYTR GRT Yamaha WorldSBK Team				14 3	Pirelli	
8	21 RINALDI Michael Ruben (Rin) 28 21/12/1995 Rimini	ITA	Ducati Panigale V4R Team Motocorsa Racing	5	23		213 27	Pirelli	IND
9	22 LOWES Alex (ALo) 34 14/09/1990 Lincoln	GBR	Kawasaki ZX-10RR Kawasaki Racing Team WorldSBK	4 2	45 11	2 1	312 27	Pirelli	
10	27 NORRODIN Adam (Nor) 26 13/06/1998 Johor	MAS	Honda CBR1000 RR-R PETRONAS MIE Racing Honda				16 16	Pirelli	IND
11	28 RAY Bradley (Ray) 27 16/05/1997 Ashford	GBR	Yamaha YZF R1 Yamaha Motox Racing WorldSBK Team				53 27	Pirelli	IND
12	29 IANNONE Andrea (Ian) 35 09/08/1989 Vasto	ITA	Ducati Panigale V4R Team GoEleven		4 4		27 27	Pirelli	IND
13	31 GERLOFF Garrett (Ger) 29 01/08/1995 Tualatin	USA	BMW M 1000 RR Bonovo Action BMW		7 1	1	155 27	Pirelli	
14	45 REDDING Scott (Red) 31 04/01/1993 Gloucester	GBR	BMW M 1000 RR Bonovo Action BMW	12	40	2	160 27	Pirelli	
15	47 BASSANI Axel (Bas) 25 24/07/1999 Feltre	ITA	Kawasaki ZX-10RR Kawasaki Racing Team WorldSBK		6		136 27	Pirelli	
16	53 RABAT Tito (Rab) 35 25/05/1989 Barcellona	ESP	Kawasaki ZX-10RR Kawasaki Puccetti Racing				83 27	Pirelli	IND
17	54 RAZGATLIOGLU Toprak (Raz) 27 16/10/1996 Alanya	TUR	BMW M 1000 RR ROKiT BMW Motorrad WorldSBK Team	54 15	133 18	17 5	213 21	Pirelli	
18	55 LOCATELLI Andrea (Loc) 27 16/10/1996 Alzano Lombardo	ITA	Yamaha YZF R1 Pata Prometeon Yamaha		17 3		136 27	Pirelli	
19	60 VAN DER MARK Michael (vdM) 31 26/10/1992 Gouda	NED	BMW M 1000 RR ROKiT BMW Motorrad WorldSBK Team	6 1	41 1	1	270 27	Pirelli	
20	65 REA Jonathan (Rea) 37 02/02/1987 Ballymena	GBR	Yamaha YZF R1 Pata Prometeon Yamaha	119	264	44	435 22	Pirelli	
21	87 GARDNER Remy (Gar) 26 24/02/1998 Randwick	AUS	Yamaha YZF R1 GYTR GRT Yamaha WorldSBK Team		1 1		62 27	Pirelli	
22	95 MACKENZIE Tarran (Mac) 28 29/10/1995 Stirling	GBR	Honda CBR1000 RR-R PETRONAS MIE Racing Honda				22 19	Pirelli	IND
23	97 VIERGE Xavi (Vie) 27 30/04/1997 Barcelona	ESP	Honda CBR1000 RR-R Team HRC		1		99 27	Pirelli	

Tissot Aragon Round, 27-29 September 2024

Results Free Practice 1st Session

MotorLand Aragon 5.077 m

1 / 2

No.	Rider	Nat	Team	Bike	Class	Time	Gap	Rel.	Laps	Speed	
										Avg	Max
1	54 T. RAZGATLIOGLU	TUR	ROKIT BMW Motorrad WorldSBK Team	BMW M1000 RR		1'49.021			14	167,648	323,4
2	31 G. GERLOFF	USA	Bonovo Action BMW	BMW M1000 RR		1'49.486	0.465	0.465	16	166,936	323,4
3	97 X. VIERGE	ESP	Team HRC	Honda CBR1000 RR-R		1'49.493	0.472	0.007	18	166,926	322,4
4	7 I. LECUONA	ESP	Team HRC	Honda CBR1000 RR-R		1'49.546	0.525	0.053	17	166,845	313,0
5	1 A. BAUTISTA	ESP	Aruba.it Racing - Ducati	Ducati Panigale V4R		1'49.673	0.652	0.127	18	166,652	323,4
6	29 A. IANNONE	ITA	Team GoEleven	Ducati Panigale V4R	IND	1'49.844	0.823	0.171	17	166,392	325,3
7	9 D. PETRUCCI	ITA	Barni Spark Racing Team	Ducati Panigale V4R	IND	1'49.867	0.846	0.023	16	166,358	318,6
8	21 M. RINALDI	ITA	Team Motocorsa Racing	Ducati Panigale V4R	IND	1'49.899	0.878	0.032	19	166,309	317,6
9	47 A. BASSANI	ITA	Kawasaki Racing Team WorldSBK	Kawasaki ZX-10RR		1'49.970	0.949	0.071	16	166,202	317,6
10	11 N. BULEGA	ITA	Aruba.it Racing - Ducati	Ducati Panigale V4R		1'49.981	0.960	0.011	17	166,185	319,5
11	55 A. LOCATELLI	ITA	Pata Prometeon Yamaha	Yamaha YZF R1		1'49.983	0.962	0.002	16	166,182	317,6
12	14 S. LOWES	GBR	ELF Marc VDS Racing Team	Ducati Panigale V4R	IND	1'50.155	1.134	0.172	17	165,923	316,7
13	22 A. LOWES	GBR	Kawasaki Racing Team WorldSBK	Kawasaki ZX-10RR		1'50.200	1.179	0.045	18	165,855	314,9
14	60 M. VAN DER MARK	NED	ROKIT BMW Motorrad WorldSBK Team	BMW M1000 RR		1'50.352	1.331	0.152	15	165,626	320,5
15	45 S. REDDING	GBR	Bonovo Action BMW	BMW M1000 RR		1'50.387	1.366	0.035	15	165,574	317,6
16	28 B. RAY	GBR	Yamaha Motoxracing WorldSBK Team	Yamaha YZF R1	IND	1'50.452	1.431	0.065	16	165,476	314,0
17	65 J. REA	GBR	Pata Prometeon Yamaha	Yamaha YZF R1		1'50.782	1.761	0.330	14	164,983	314,9
18	87 R. GARDNER	AUS	GYTR GRT Yamaha WorldSBK Team	Yamaha YZF R1		1'50.812	1.791	0.030	16	164,939	315,8
19	53 T. RABAT	ESP	Kawasaki Puccetti Racing	Kawasaki ZX-10RR	IND	1'51.584	2.563	0.772	19	163,798	320,5
20	5 P. OETTL	GER	GMT94 Yamaha	Yamaha YZF R1	IND	1'52.084	3.063	0.500	19	163,067	313,0
21	95 T. MACKENZIE	GBR	PETRONAS MIE Racing Honda	Honda CBR1000 RR-R	IND	1'52.307	3.286	0.223	14	162,743	313,0
22	17 M. FRITZ	GER	GYTR GRT Yamaha WorldSBK Team	Yamaha YZF R1		1'52.521	3.500	0.214	19	162,434	315,8
----- Out 105% in this Session -----											
23	27 A. NORRODIN	MAS	PETRONAS MIE Racing Honda	Honda CBR1000 RR-R	IND	1'55.309	6.288	2.788	13	158,506	316,7

Qualifying Lap Time (105% of 1'49.021): **1'54.473**

AIR	Humidity:	49%	Temp:	21°C
TRACK	Condition:	Dry	Temp:	25°C

Records	Pole	(SP)	2023	J.Rea	1'47.973	169,280	Km/h
	Race	(SPRC)	2023	J.Rea	1'49.028	167,640	Km/h
	All Times	(SP)	2023	J.Rea	1'47.973	169,280	Km/h

Start 27/09/2024 10:20 End 11:07 The results are provisional until the end of the time limit for protests and appeals and the completion of the technical checks.

These data/results cannot be reproduced, stored and/or transmitted in whole or in part by any manner of electronic, mechanical, photocopying, recording, broadcasting or otherwise now known or herein after developed without the previous express consent by the copyright owner, except for reproduction in daily press and regular printed publications on sale to the public within 60 days of the event related to those data/results and always provided that copyright symbol appears together as follows below.

© DORNA WSBK ORGANIZATION Srl 2024

Session Highlights

Local Time	No. Rider	Description
10.20.00		Start of Session
10.22.59		WorldSBK Pit Intervention Time: 56secs
10.27.58	5 P. OETTL	#5 On Asphalt - Rejoined - Turn 1
10.30.12	65 J. REA	#65 Lap Time Cancelled [1'52.009] - Exceeded Track Limits - Turn 14
10.31.26	60 M. VAN DER MARK	#60 On Asphalt - Rejoined - Turn 16
10.36.09	11 N. BULEGA	#11 Lap Time Cancelled [1'52.664] - Exceeded Track Limits - Turn 12
10.43.35	22 A. LOWES	#22 Lap Time Cancelled [1'59.851] - Exceeded Track Limits - Turn
10.52.01	17 M. FRITZ	#17 Racelink GPS not working
11.07.58		End of Session

Fastest Laps Sequence

No.	Rider	Nat	Team	Bike	Local Time	Time	Gap	Avg
54	T. RAZGATLIOGLU	TUR	ROKIT BMW Motorrad WorldSBK Team	BMW M 1000 RR	10:23'49.122	1'53.681		160,776
60	M. VAN DER MARK	NED	ROKIT BMW Motorrad WorldSBK Team	BMW M 1000 RR	10:23'51.432	1'53.248	-0.433	161,391
7	I. LECUONA	ESP	Team HRC	Honda CBR1000 RR-R	10:24'05.147	1'52.720	-0.528	162,147
55	A. LOCATELLI	ITA	Pata Prometeon Yamaha	Yamaha YZF R1	10:24'18.529	1'52.119	-0.601	163,016
14	S. LOWES	GBR	ELF Marc VDS Racing Team	Ducati Panigale V4R	10:24'43.533	1'52.087	-0.032	163,063
22	A. LOWES	GBR	Kawasaki Racing Team WorldSBK	Kawasaki ZX-10RR	10:24'49.428	1'51.937	-0.150	163,281
54	T. RAZGATLIOGLU	TUR	ROKIT BMW Motorrad WorldSBK Team	BMW M 1000 RR	10:25'40.651	1'51.529	-0.408	163,878
7	I. LECUONA	ESP	Team HRC	Honda CBR1000 RR-R	10:25'56.129	1'50.982	-0.547	164,686
22	A. LOWES	GBR	Kawasaki Racing Team WorldSBK	Kawasaki ZX-10RR	10:26'40.049	1'50.621	-0.361	165,224
7	I. LECUONA	ESP	Team HRC	Honda CBR1000 RR-R	10:27'46.538	1'50.409	-0.212	165,541
14	S. LOWES	GBR	ELF Marc VDS Racing Team	Ducati Panigale V4R	10:28'25.644	1'50.155	-0.254	165,923
97	X. VIERGE	ESP	Team HRC	Honda CBR1000 RR-R	10:31'33.755	1'50.052	-0.103	166,078
47	A. BASSANI	ITA	Kawasaki Racing Team WorldSBK	Kawasaki ZX-10RR	10:35'12.396	1'49.970	-0.082	166,202
29	A. IANNONE	ITA	Team GoEleven	Ducati Panigale V4R	10:40'59.326	1'49.844	-0.126	166,392
7	I. LECUONA	ESP	Team HRC	Honda CBR1000 RR-R	10:43'53.361	1'49.800	-0.044	166,459
7	I. LECUONA	ESP	Team HRC	Honda CBR1000 RR-R	10:45'43.066	1'49.705	-0.095	166,603
7	I. LECUONA	ESP	Team HRC	Honda CBR1000 RR-R	10:47'32.755	1'49.689	-0.016	166,627
1	A. BAUTISTA	ESP	Aruba.it Racing - Ducati	Ducati Panigale V4R	10:51'03.566	1'49.673	-0.016	166,652
31	G. GERLOFF	USA	Bonovo Action BMW	BMW M 1000 RR	10:59'39.606	1'49.486	-0.187	166,936
54	T. RAZGATLIOGLU	TUR	ROKIT BMW Motorrad WorldSBK Team	BMW M 1000 RR	11:05'41.669	1'49.021	-0.465	167,648

Start 27/09/2024 10:20 End 11:07 The results are provisional until the end of the time limit for protests and appeals and the completion of the technical checks.

These data/results cannot be reproduced, stored and/or transmitted in whole or in part by any manner of electronic, mechanical, photocopying, recording, broadcasting or otherwise now known or herein after developed without the previous express consent by the copyright owner, except for reproduction in daily press and regular printed publications on sale to the public within 60 days of the event related to those data/results and always provided that copyright symbol appears together as follows below.

© DORNA WSBK ORGANIZATION Srl 2024

Tissot Aragon Round, 27-29 September 2024

Best Sectors & Speed Free Practice 1st Session

BEST LAP			
1	54	T. RAZGATLIOGLU	BMW M 1000 RR 1'49.021
2	31	G. GERLOFF	BMW M 1000 RR 1'49.486
3	97	X. VIERGE	Honda CBR1000 RR-R 1'49.493
4	7	I. LECUONA	Honda CBR1000 RR-R 1'49.546
5	1	A. BAUTISTA	Ducati Panigale V4R 1'49.673
6	29	A. IANNONE	Ducati Panigale V4R 1'49.844
7	9	D. PETRUCCI	Ducati Panigale V4R 1'49.867
8	21	M. RINALDI	Ducati Panigale V4R 1'49.899
9	47	A. BASSANI	Kawasaki ZX-10RR 1'49.970
10	11	N. BULEGA	Ducati Panigale V4R 1'49.981
11	55	A. LOCATELLI	Yamaha YZF R1 1'49.983
12	14	S. LOWES	Ducati Panigale V4R 1'50.155
13	22	A. LOWES	Kawasaki ZX-10RR 1'50.200
14	60	M. VAN DER MARK	BMW M 1000 RR 1'50.352
15	45	S. REDDING	BMW M 1000 RR 1'50.387
16	28	B. RAY	Yamaha YZF R1 1'50.452
17	65	J. REA	Yamaha YZF R1 1'50.782
18	87	R. GARDNER	Yamaha YZF R1 1'50.812
19	53	T. RABAT	Kawasaki ZX-10RR 1'51.584
20	5	P. OETTL	Yamaha YZF R1 1'52.084
21	95	T. MACKENZIE	Honda CBR1000 RR-R 1'52.307
22	17	M. FRITZ	Yamaha YZF R1 1'52.521
23	27	A. NORRODIN	Honda CBR1000 RR-R 1'55.309

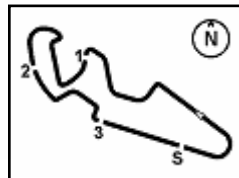
SPEED			
1	29	A. IANNONE	Ducati Panigale V4R 325,3
2	31	G. GERLOFF	BMW M 1000 RR 323,4
3	1	A. BAUTISTA	Ducati Panigale V4R 323,4
4	54	T. RAZGATLIOGLU	BMW M 1000 RR 323,4
5	97	X. VIERGE	Honda CBR1000 RR-R 322,4
6	60	M. VAN DER MARK	BMW M 1000 RR 320,5
7	53	T. RABAT	Kawasaki ZX-10RR 320,5
8	11	N. BULEGA	Ducati Panigale V4R 319,5
9	9	D. PETRUCCI	Ducati Panigale V4R 318,6
10	47	A. BASSANI	Kawasaki ZX-10RR 317,6
11	21	M. RINALDI	Ducati Panigale V4R 317,6
12	55	A. LOCATELLI	Yamaha YZF R1 317,6
13	45	S. REDDING	BMW M 1000 RR 317,6
14	14	S. LOWES	Ducati Panigale V4R 316,7
15	27	A. NORRODIN	Honda CBR1000 RR-R 316,7
16	17	M. FRITZ	Yamaha YZF R1 315,8
17	87	R. GARDNER	Yamaha YZF R1 315,8
18	65	J. REA	Yamaha YZF R1 314,9
19	22	A. LOWES	Kawasaki ZX-10RR 314,9
20	28	B. RAY	Yamaha YZF R1 314,0
21	7	I. LECUONA	Honda CBR1000 RR-R 313,0
22	95	T. MACKENZIE	Honda CBR1000 RR-R 313,0
23	5	P. OETTL	Yamaha YZF R1 313,0

SEG. 1		SEG. 2		SEG. 3		SEG. 4	
1	7 I. LECUONA 31.197	1	54 T. RAZGATLIOGLU 30.723	1	54 T. RAZGATLIOGLU 21.056	1	29 A. IANNONE 25.791
2	97 X. VIERGE 31.312	2	97 X. VIERGE 30.853	2	7 I. LECUONA 21.116	2	11 N. BULEGA 25.805
3	31 G. GERLOFF 31.333	3	31 G. GERLOFF 30.919	3	1 A. BAUTISTA 21.182	3	1 A. BAUTISTA 25.862
4	21 M. RINALDI 31.352	4	47 A. BASSANI 30.926	4	97 X. VIERGE 21.247	4	54 T. RAZGATLIOGLU 25.878
5	54 T. RAZGATLIOGLU 31.364	5	1 A. BAUTISTA 30.931	5	14 S. LOWES 21.255	5	31 G. GERLOFF 25.917
6	29 A. IANNONE 31.389	6	9 D. PETRUCCI 30.948	6	21 M. RINALDI 21.263	6	9 D. PETRUCCI 25.952
7	1 A. BAUTISTA 31.394	7	45 S. REDDING 30.950	7	31 G. GERLOFF 21.278	7	47 A. BASSANI 25.998
8	22 A. LOWES 31.402	8	29 A. IANNONE 30.960	8	28 B. RAY 21.308	8	55 A. LOCATELLI 26.004
9	55 A. LOCATELLI 31.449	9	7 I. LECUONA 31.027	9	55 A. LOCATELLI 21.331	9	97 X. VIERGE 26.046
10	9 D. PETRUCCI 31.503	10	14 S. LOWES 31.041	10	22 A. LOWES 21.333	10	14 S. LOWES 26.054
11	11 N. BULEGA 31.521	11	55 A. LOCATELLI 31.041	11	45 S. REDDING 21.336	11	7 I. LECUONA 26.083
12	47 A. BASSANI 31.538	12	22 A. LOWES 31.051	12	29 A. IANNONE 21.378	12	21 M. RINALDI 26.088
13	87 R. GARDNER 31.540	13	21 M. RINALDI 31.065	13	87 R. GARDNER 21.394	13	22 A. LOWES 26.089
14	60 M. VAN DER MARK 31.543	14	11 N. BULEGA 31.084	14	47 A. BASSANI 21.405	14	45 S. REDDING 26.138
15	14 S. LOWES 31.573	15	60 M. VAN DER MARK 31.085	15	65 J. REA 21.412	15	60 M. VAN DER MARK 26.148
16	28 B. RAY 31.650	16	65 J. REA 31.087	16	60 M. VAN DER MARK 21.418	16	28 B. RAY 26.170
17	65 J. REA 31.658	17	87 R. GARDNER 31.201	17	9 D. PETRUCCI 21.419	17	87 R. GARDNER 26.205
18	45 S. REDDING 31.718	18	28 B. RAY 31.255	18	11 N. BULEGA 21.425	18	53 T. RABAT 26.241
19	5 P. OETTL 32.010	19	53 T. RABAT 31.314	19	95 T. MACKENZIE 21.505	19	65 J. REA 26.300
20	53 T. RABAT 32.144	20	5 P. OETTL 31.569	20	53 T. RABAT 21.610	20	5 P. OETTL 26.374
21	17 M. FRITZ 32.182	21	95 T. MACKENZIE 31.633	21	5 P. OETTL 21.733	21	17 M. FRITZ 26.561
22	95 T. MACKENZIE 32.241	22	17 M. FRITZ 31.701	22	17 M. FRITZ 21.862	22	27 A. NORRODIN 26.704
23	27 A. NORRODIN 32.935	23	27 A. NORRODIN 32.502	23	27 A. NORRODIN 22.525	23	95 T. MACKENZIE 26.741

27/09/2024

These data/results cannot be reproduced, stored and/or transmitted in whole or in part by any manner of electronic, mechanical, photocopying, recording, broadcasting or otherwise now known or herein after developed without the previous express consent by the copyright owner, except for reproduction in daily press and regular printed publications on sale to the public within 60 days of the event related to those data/results and always provided that copyright symbol appears together as follows below.

© DORNA WSBK ORGANIZATION Srl 2024



MotorLand Aragon 5.077 m

Tissot Aragon Round, 27-29 September 2024

Ideal Times Free Practice 1st Session

No.	Rider	Nat	Bike	Seg. 1	Seg. 2	Seg. 3	Seg. 4	Ideal Time			
				Diff. 1	Diff. 2	Diff. 3	Diff. 4	Best Lap	Pos.	Diff.	
1	54 T. RAZGATLIOGLU	TUR	BMW M 1000 RR	31.364	30.723	21.056	25.878	1'49.021	1'49.021	1	
2	1 A. BAUTISTA	ESP	Ducati Panigale V4R	31.394 +0.098	30.931 +0.102	21.182 +0.104	25.862	1'49.369	1'49.673	5	0.304
3	7 I. LECUONA	ESP	Honda CBR1000 RR-R	31.197	31.027 +0.046	21.116	26.083 +0.077	1'49.423	1'49.546	4	0.123
4	31 G. GERLOFF	USA	BMW M 1000 RR	31.333	30.919	21.278 +0.039	25.917	1'49.447	1'49.486	2	0.039
5	97 X. VIERGE	ESP	Honda CBR1000 RR-R	31.312	30.853	21.247	26.046 +0.035	1'49.458	1'49.493	3	0.035
6	29 A. IANNONE	ITA	Ducati Panigale V4R	31.389 +0.142	30.960 +0.006	21.378 +0.178	25.791	1'49.518	1'49.844	6	0.326
7	21 M. RINALDI	ITA	Ducati Panigale V4R	31.352	31.065 +0.068	21.263	26.088 +0.063	1'49.768	1'49.899	8	0.131
8	9 D. PETRUCCI	ITA	Ducati Panigale V4R	31.503	30.948	21.419 +0.041	25.952 +0.004	1'49.822	1'49.867	7	0.045
9	55 A. LOCATELLI	ITA	Yamaha YZF R1	31.449 +0.097	31.041 +0.044	21.331	26.004 +0.017	1'49.825	1'49.983	11	0.158
10	11 N. BULEGA	ITA	Ducati Panigale V4R	31.521 +0.014	31.084 +0.103	21.425	25.805 +0.029	1'49.835	1'49.981	10	0.146
11	47 A. BASSANI	ITA	Kawasaki ZX-10RR	31.538	30.926 +0.068	21.405	25.998 +0.035	1'49.867	1'49.970	9	0.103
12	22 A. LOWES	GBR	Kawasaki ZX-10RR	31.402 +0.303	31.051 +0.022	21.333	26.089	1'49.875	1'50.200	13	0.325
13	14 S. LOWES	GBR	Ducati Panigale V4R	31.573	31.041	21.255 +0.170	26.054 +0.062	1'49.923	1'50.155	12	0.232
14	45 S. REDDING	GBR	BMW M 1000 RR	31.718 +0.167	30.950	21.336 +0.076	26.138 +0.002	1'50.142	1'50.387	15	0.245
15	60 M. VAN DER MARK	NED	BMW M 1000 RR	31.543 +0.011	31.085	21.418	26.148 +0.147	1'50.194	1'50.352	14	0.158
16	87 R. GARDNER	AUS	Yamaha YZF R1	31.540	31.201 +0.179	21.394 +0.245	26.205 +0.048	1'50.340	1'50.812	18	0.472
17	28 B. RAY	GBR	Yamaha YZF R1	31.650 +0.046	31.255	21.308	26.170 +0.023	1'50.383	1'50.452	16	0.069
18	65 J. REA	GBR	Yamaha YZF R1	31.658 +0.118	31.087 +0.037	21.412 +0.004	26.300 +0.166	1'50.457	1'50.782	17	0.325
19	53 T. RABAT	ESP	Kawasaki ZX-10RR	32.144 +0.142	31.314	21.610 +0.062	26.241 +0.071	1'51.309	1'51.584	19	0.275
20	5 P. OETTL	GER	Yamaha YZF R1	32.010 +0.016	31.569	21.733 +0.278	26.374 +0.104	1'51.686	1'52.084	20	0.398
21	95 T. MACKENZIE	GBR	Honda CBR1000 RR-R	32.241	31.633 +0.001	21.505 +0.024	26.741 +0.162	1'52.120	1'52.307	21	0.187
22	17 M. FRITZ	GER	Yamaha YZF R1	32.182 +0.159	31.701	21.862	26.561 +0.056	1'52.306	1'52.521	22	0.215
23	27 A. NORRODIN	MAS	Honda CBR1000 RR-R	32.935 +0.251	32.502	22.525 +0.041	26.704 +0.351	1'54.666	1'55.309	23	0.643
Overall Ideal Time				31.197	30.723	21.056	25.791	1'48.767			

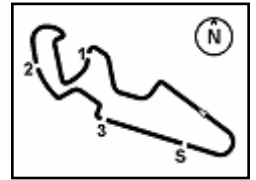
27/09/2024

These data/results cannot be reproduced, stored and/or transmitted in whole or in part by any manner of electronic, mechanical, photocopying, recording, broadcasting or otherwise now known or herein after developed without the previous express consent by the copyright owner, except for reproduction in daily press and regular printed publications on sale to the public within 60 days of the event related to those data/results and always provided that copyright symbol appears together as follows below.

© DORNA WSBK ORGANIZATION Srl 2024

FIGR PERUGIA TIMING





Tissot Aragon Round, 27-29 September 2024

Chronological Analysis Free Practice 1st Session

1° 54 T. RAZGATLIOGLU [1'49.021]							
Lap	Seg1	Seg2	Seg3	Seg4	Lap Time	km/h	Local Time
1		33.368	22.604	26.707		317,6	
2	33.511	31.980	21.810	26.380	1'53.681	318,6	10:23'49.122
3	32.400	31.418	21.435	26.276	1'51.529	319,5	10:25'40.651
4	31.940	31.173	21.396	26.180	1'50.689	319,5	10:27'31.340
5	31.873	31.140	21.456	26.193	1'50.662	320,5	10:29'22.002
6	31.891	31.659	22.413	32.864	1'58.827P	317,6	10:31'20.829
7	15'46.424	33.020	23.569	26.452	17'09.465P	315,8	10:48'30.294
8	33.637	32.494	22.334	26.603	1'55.068	307,7	10:50'25.362
9	31.528	30.983	21.255	25.925	1'49.691	321,4	10:52'15.053
10	31.649	31.272	21.483	26.224	1'50.628	315,8	10:54'05.681
11	31.869	32.127	21.472	26.096	1'51.564	321,4	10:55'57.245
12	31.575	31.135	21.306	26.040	1'50.056	323,4	10:57'47.301
13	31.940	31.602	21.519	32.057	1'57.118P	322,4	10:59'44.419
14	2'48.780	31.838	21.654	25.957	4'08.229P	318,6	11:03'52.648
15	31.364	30.723	21.056	25.878	1'49.021	320,5	11:05'41.669

1		33.682	22.792	26.888		312,1	
2	32.477	31.925	21.854	26.464	1'52.720	312,1	10:24'05.147
3	31.817	31.342	21.449	26.374	1'50.982	311,2	10:25'56.129
4	31.650	31.193	21.358	26.208	1'50.409	312,1	10:27'46.538
5	31.657	31.343	21.328	26.186	1'50.514	313,0	10:29'37.052
6	31.503	31.293	21.263	26.197	1'50.256	312,1	10:31'27.308
7	31.478	32.392	21.717	32.394	1'57.981P	311,2	10:33'25.289
8	7'16.459	33.620	21.860	26.333	8'38.272P	308,6	10:42'03.561
9	31.415	31.027	21.214	26.144	1'49.800	310,3	10:43'53.361
10	31.322	31.075	21.171	26.137	1'49.705	311,2	10:45'43.066
11	31.271	31.133	21.193	26.092	1'49.689	310,3	10:47'32.755
12	31.539	31.874	21.849	32.277	1'57.539P	308,6	10:49'30.294
13	6'45.987	31.482	21.665	26.267	8'05.401P	310,3	10:57'35.695
14	31.349	31.062	21.194	26.101	1'49.706	311,2	10:59'25.401
15	31.243	31.058	21.213	26.083	1'49.597	312,1	11:01'14.998
16	35.285	31.205	21.870	26.171	1'54.531	313,0	11:03'09.529
17	31.197	31.073	21.116	26.160	1'49.546	309,5	11:04'59.075
18	33.888	34.932	22.595	26.681	1'58.096	311,2	11:06'57.171

2° 31 G. GERLOFF [1'49.486]							
Lap	Seg1	Seg2	Seg3	Seg4	Lap Time	km/h	Local Time
1		34.453	24.150	28.271		291,9	
2	34.271	32.555	21.997	26.543	1'55.366	320,5	10:24'17.308
3	32.555	31.581	22.269	26.206	1'52.611	319,5	10:26'09.919
4	32.008	31.455	21.916	26.397	1'51.776	323,4	10:28'01.695
5	31.898	31.408	21.845	26.272	1'51.423	320,5	10:29'53.118
6	31.628	31.301	33.871	26.306	2'03.106	318,6	10:31'56.224
7	31.745	31.276	21.559	26.086	1'50.666	319,5	10:33'46.890
8	31.794	38.399	22.825	33.244	2'06.262P	317,6	10:35'53.152
9	11'14.406	32.762	24.336	30.064	12'41.568P	305,9	10:48'34.720
10	31.852	31.286	21.749	26.091	1'50.978	317,6	10:50'25.698
11	33.114	32.609	21.367	26.183	1'53.273	318,6	10:52'18.971
12	31.441	31.089	21.388	26.140	1'50.058	314,9	10:54'09.029
13	31.559	31.160	21.278	25.929	1'49.926	319,5	10:55'58.955
14	31.372	30.967	22.561	26.265	1'51.165	319,5	10:57'50.120
15	31.333	30.919	21.317	25.917	1'49.486	323,4	10:59'39.606
16	31.541	31.027	21.461	31.727	1'55.756P	317,6	11:01'35.362
17	2'45.206	32.179	22.563	26.321	4'06.269P	316,7	11:05'41.631

5° 1 A. BAUTISTA [1'49.673]							
Lap	Seg1	Seg2	Seg3	Seg4	Lap Time	km/h	Local Time
1		33.847	23.304	26.815		316,7	
2	33.064	31.879	22.132	26.470	1'53.545	320,5	10:24'09.049
3	32.415	31.450	22.052	26.378	1'52.295	318,6	10:26'01.344
4	31.969	31.246	21.604	26.202	1'51.021	322,4	10:27'52.365
5	31.844	31.133	21.649	25.917	1'50.543	322,4	10:29'42.908
6	31.976	31.033	21.486	25.943	1'50.438	323,4	10:31'33.346
7	31.761	30.973	21.495	25.916	1'50.145	322,4	10:33'23.491
8	31.653	30.931	21.532	25.896	1'50.012	321,4	10:35'13.503
9	31.905	31.486	21.795	33.281	1'58.467P	318,6	10:37'11.970
10	7'02.355	31.817	21.636	26.117	8'21.925P	318,6	10:45'33.895
11	31.761	30.996	21.395	25.903	1'50.055	319,5	10:47'23.950
12	31.644	30.967	21.359	25.973	1'49.943	318,6	10:49'13.893
13	31.492	31.033	21.286	25.862	1'49.673	320,5	10:51'03.566
14	31.551	31.106	21.182	26.015	1'49.854	317,6	10:52'53.420
15	31.497	31.107	21.430	25.970	1'50.004	318,6	10:54'43.424
16	31.438	31.162	21.396	26.102	1'50.098	323,4	10:56'33.522
17	31.394	31.113	21.574	31.877	1'55.958P	319,5	10:58'29.480
18	3'46.416	31.355	21.711	25.897	5'05.379P	319,5	11:03'34.859
19	31.686	31.179	21.404	26.008	1'50.277	317,6	11:05'25.136

3° 97 X. VIERGE [1'49.493]							
Lap	Seg1	Seg2	Seg3	Seg4	Lap Time	km/h	Local Time
1		33.894	22.990	27.048		312,1	
2	32.491	31.895	22.005	27.096	1'53.487	313,0	10:24'10.041
3	31.821	31.406	21.971	26.301	1'51.499	320,5	10:26'01.540
4	32.501	31.656	21.590	26.138	1'51.885	322,4	10:27'53.425
5	31.629	31.139	21.464	26.046	1'50.278	322,4	10:29'43.703
6	31.521	31.080	21.398	26.053	1'50.052	321,4	10:31'33.755
7	31.739	31.264	21.537	26.180	1'50.720	320,5	10:33'24.475
8	31.544	31.560	21.591	26.300	1'50.995	317,6	10:35'15.470
9	31.615	31.182	21.452	26.184	1'50.433	317,6	10:37'05.903
10	37.532	32.226	21.906	33.443	2'05.107P	311,2	10:39'11.010
11	7'33.113	32.547	21.821	26.446	8'53.927P	313,0	10:48'04.937
12	31.645	31.185	21.431	26.259	1'50.520	314,9	10:49'55.457
13	31.565	31.356	21.488	26.166	1'50.575	316,7	10:51'46.032
14	31.720	31.390	22.075	32.602	1'57.787P	313,0	10:53'43.819
15	3'55.965	32.177	21.754	26.202	5'16.098P	314,0	10:58'59.917
16	31.312	30.853	21.247	26.081	1'49.493	315,8	11:00'49.410
17	31.553	31.909	22.642	26.519	1'52.623	314,0	11:02'42.033
18	31.563	31.077	21.270	26.126	1'50.036	314,9	11:04'32.069
19	31.379	31.120	22.599	26.993	1'52.091	314,0	11:06'24.160

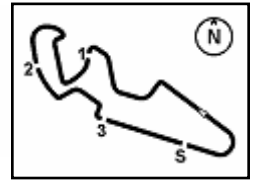
6° 29 A. IANNONE [1'49.844]							
Lap	Seg1	Seg2	Seg3	Seg4	Lap Time	km/h	Local Time
1		35.763	23.649	27.825		305,1	
2	33.478	32.317	22.254	26.501	1'54.550	318,6	10:24'10.471
3	32.215	31.396	21.862	26.035	1'51.508	323,4	10:26'01.979
4	31.866	31.332	21.694	25.843	1'50.735	323,4	10:27'52.714
5	31.622	31.218	21.581	25.870	1'50.291	325,3	10:29'43.005
6	32.608	34.318	21.993	25.981	1'54.900	317,6	10:31'37.905
7	31.666	31.036	21.498	25.948	1'50.148	320,5	10:33'28.053
8	31.591	31.174	22.101	25.833	1'50.699	319,5	10:35'18.752
9	31.712	31.179	21.608	25.829	1'50.328	321,4	10:37'09.080
10	41.213	31.742	21.620	25.827	2'00.402	320,5	10:39'09.482
11	31.531	30.966	21.556	25.791	1'49.844	318,6	10:40'59.326
12	31.389	34.536	22.011	32.772	2'00.708P	318,6	10:43'00.034
13	12'29.338	32.576	22.131	26.208	13'50.253P	315,8	10:56'50.287
14	31.683	31.969	21.908	25.952	1'51.512	316,7	10:58'41.799
15	31.445	30.960	21.544	26.012	1'49.961	316,7	11:00'31.760
16	31.569	31.166	21.402	25.806	1'49.943	317,6	11:02'21.703
17	31.609	31.044	21.378	25.877	1'49.908	315,8	11:04'11.611
18	31.550	31.030	21.453	25.902	1'49.935	318,6	11:06'01.546

4° 7 I. LECUONA [1'49.546]							
Lap	Seg1	Seg2	Seg3	Seg4	Lap Time	km/h	Local Time

27/09/2024 P = Pits In/Out - C = Lap Time Cancelled

These data/results cannot be reproduced, stored and/or transmitted in whole or in part by any manner of electronic, mechanical, photocopying, recording, broadcasting or otherwise now known or herein after developed without the previous express consent by the copyright owner, except for reproduction in daily press and regular printed publications on sale to the public within 60 days of the event related to those data/results and always provided that copyright symbol appears together as follows below.

© DORNA WSBK ORGANIZATION Srl 2024



Tissot Aragon Round, 27-29 September 2024

Chronological Analysis Free Practice 1st Session

7° 9 D. PETRUCCI [1'49.867]								10° 11 N. BULEGA [1'49.981]							
Lap	Seg.1	Seg.2	Seg.3	Seg.4	Lap Time	km/h	Local Time	Lap	Seg.1	Seg.2	Seg.3	Seg.4	Lap Time	km/h	Local Time
1		34.643	24.747	33.728		312,1		1		34.654	23.492	35.596		288,0	
2	4'05.469	31.932	22.240	26.440	5'26.081P	316,7	10:27'57.760	2	7'42.239	33.071	22.377	26.775	9'04.462P	314,9	10:32'15.591
3	32.014	31.383	21.783	26.312	1'51.492	316,7	10:29'49.252	3	32.598	31.856	22.054	26.169	1'52.677	316,7	10:34'08.268
4	31.791	31.208	21.698	26.096	1'50.793	315,8	10:31'40.045	4	31.929	31.639	22.652	26.444	1'52.664C	314,0	10:36'00.932
5	31.805	31.334	21.626	26.076	1'50.841	315,8	10:33'30.886	5	32.033	31.400	22.198	25.995	1'51.626	315,8	10:37'52.558
6	33.693	32.726	22.719	26.112	1'55.250	315,8	10:35'26.136	6	31.686	31.167	21.677	26.118	1'50.648	316,7	10:39'43.206
7	31.784	31.091	21.719	26.161	1'50.755	314,9	10:37'16.891	7	31.675	31.263	21.709	25.865	1'50.512	316,7	10:41'33.718
8	31.745	31.104	21.456	25.962	1'50.267	318,6	10:39'07.158	8	31.535	31.187	21.425	25.834	1'49.981	316,7	10:43'23.699
9	32.236	31.975	22.541	25.952	1'52.704	318,6	10:40'59.862	9	31.639	31.164	21.509	25.876	1'50.188	315,8	10:45'13.887
10	31.542	31.050	21.547	26.080	1'50.219	315,8	10:42'50.081	10	31.521	31.164	21.486	25.929	1'50.100	315,8	10:47'03.987
11	35.384	33.315	22.960	34.812	2'06.471P	254,1	10:44'56.552	11	31.752	31.084	21.602	25.994	1'50.432	315,8	10:48'54.419
12	10'21.767	31.436	21.712	25.956	11'40.871P	317,6	10:56'37.423	12	31.775	32.823	22.619	34.458	2'01.675P	311,2	10:50'56.094
13	31.503	30.948	21.460	25.956	1'49.867	315,8	10:58'27.290	13	5'11.450	32.417	21.788	25.994	6'31.649P	316,7	10:57'27.743
14	31.826	31.601	21.639	26.071	1'51.137	314,9	11:00'18.427	14	31.755	31.406	21.607	25.805	1'50.573	318,6	10:59'18.316
15	31.600	31.262	22.738	26.029	1'51.629	314,9	11:02'10.056	15	31.714	31.204	21.640	27.432	1'51.990	319,5	11:01'10.306
16	31.628	31.139	21.559	26.027	1'50.353	315,8	11:04'00.409	16	31.863	31.295	21.598	25.862	1'50.618	318,6	11:03'00.924
17	31.687	31.141	21.419	26.014	1'50.261	314,0	11:05'50.670	17	31.905	31.333	21.586	27.241	1'52.065	315,8	11:04'52.989
								18	32.329	31.740	22.090	26.168	1'52.327	318,6	11:06'45.316

8° 21 M. RINALDI [1'49.899]								11° 55 A. LOCATELLI [1'49.983]							
Lap	Seg.1	Seg.2	Seg.3	Seg.4	Lap Time	km/h	Local Time	Lap	Seg.1	Seg.2	Seg.3	Seg.4	Lap Time	km/h	Local Time
1		33.136	22.513	26.848		314,0		1		34.937	24.707	27.167		302,5	
2	32.818	31.742	22.102	26.457	1'53.119	312,1	10:24'30.382	2	32.351	31.588	21.881	26.299	1'52.119	314,9	10:24'18.529
3	32.190	31.440	21.634	26.318	1'51.582	312,1	10:26'21.964	3	31.771	31.479	22.320	26.116	1'51.686	316,7	10:26'10.215
4	31.713	31.219	21.397	26.200	1'50.529	314,0	10:28'12.493	4	31.912	31.374	22.083	27.795	1'53.164	289,5	10:28'03.379
5	31.716	31.267	21.669	26.451	1'51.103	317,6	10:30'03.596	5	31.662	31.609	21.803	26.164	1'51.238	315,8	10:29'54.617
6	31.818	31.214	21.573	26.247	1'50.852	314,0	10:31'54.448	6	31.704	31.400	21.583	26.289	1'50.976	312,1	10:31'45.593
7	31.818	31.213	21.659	26.357	1'51.047	314,0	10:33'45.495	7	33.833	31.672	21.931	27.216	1'54.652	303,4	10:33'40.245
8	35.983	32.885	22.595	26.365	1'57.828	312,1	10:35'43.323	8	31.449	31.262	21.509	26.528	1'50.748	317,6	10:35'30.993
9	31.619	31.227	21.531	26.438	1'50.815	310,3	10:37'34.138	9	31.831	31.360	21.818	32.632	1'57.641P	310,3	10:37'28.634
10	33.120	32.569	22.732	32.673	2'01.094P	307,7	10:39'35.232	10	11'09.296	31.524	21.700	26.302	12'28.822P	310,3	10:49'57.456
11	9'04.806	32.531	22.165	26.463	10'25.965P	308,6	10:50'01.197	11	31.783	31.378	21.620	26.396	1'51.177	313,0	10:51'48.633
12	31.877	31.196	21.414	26.117	1'50.604	312,1	10:51'51.801	12	32.042	31.881	22.258	33.163	1'59.344P	306,8	10:53'47.977
13	31.713	31.235	21.444	26.245	1'50.637	311,2	10:53'42.438	13	4'05.181	36.707	23.759	26.119	5'31.766P	313,0	10:59'19.743
14	31.499	31.090	21.400	26.122	1'50.111	310,3	10:55'32.549	14	31.458	31.114	21.538	26.004	1'50.114	315,8	11:01'09.857
15	31.352	31.133	21.263	26.151	1'49.899	309,5	10:57'22.448	15	31.546	31.085	21.331	26.021	1'49.983	313,0	11:02'59.840
16	38.249	32.874	22.279	26.337	1'59.739	311,2	10:59'22.187	16	31.592	31.041	21.412	26.051	1'50.096	311,2	11:04'49.936
17	31.644	31.087	21.367	26.091	1'50.189	313,0	11:01'12.376	17	31.582	31.050	21.332	26.111	1'50.075	314,9	11:06'40.011
18	31.515	31.210	21.470	26.088	1'50.283	314,9	11:03'02.659								
19	31.485	31.065	21.459	26.172	1'50.181	317,6	11:04'52.840								
20	32.105	31.520	21.855	26.246	1'51.726	312,1	11:06'44.566								

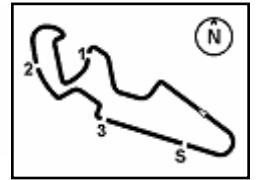
9° 47 A. BASSANI [1'49.970]								12° 14 S. LOWES [1'50.155]							
Lap	Seg.1	Seg.2	Seg.3	Seg.4	Lap Time	km/h	Local Time	Lap	Seg.1	Seg.2	Seg.3	Seg.4	Lap Time	km/h	Local Time
1		32.688	22.683	26.372		314,9		1		33.555	23.111	27.403		306,8	
2	31.902	31.461	21.677	26.228	1'51.268	315,8	10:29'41.826	2	32.167	31.546	21.897	26.477	1'52.087	314,0	10:24'43.533
3	31.544	30.926	21.584	26.140	1'50.194	315,8	10:31'32.020	3	32.836	31.398	21.506	26.216	1'51.956	314,9	10:26'35.489
4	31.800	31.201	21.407	25.998	1'50.406	315,8	10:33'22.426	4	31.573	31.041	21.425	26.116	1'50.155	315,8	10:28'25.644
5	31.538	30.994	21.405	26.033	1'49.970	314,9	10:35'12.396	5	31.680	31.195	21.601	26.204	1'50.680	314,9	10:30'16.324
6	34.077	34.784	22.879	26.170	1'57.910	317,6	10:37'10.306	6	31.754	31.144	21.299	26.169	1'50.366	314,9	10:32'06.690
7	31.693	31.179	21.600	26.198	1'50.670	314,0	10:39'00.976	7	31.611	31.140	21.587	26.297	1'50.635	312,1	10:33'57.325
8	31.594	31.101	21.694	26.159	1'50.548	314,9	10:40'51.524	8	31.661	31.045	21.255	27.454	1'51.415	316,7	10:35'48.740
9	35.394	31.563	21.688	26.114	1'54.759	314,0	10:42'46.283	9	31.755	31.096	21.273	26.054	1'50.178	314,0	10:37'38.918
10	31.667	31.051	21.564	26.160	1'50.442	314,9	10:44'36.725	10	31.688	31.376	21.755	26.223	1'51.042	314,0	10:39'29.960
11	37.096	32.941	22.389	32.752	2'05.178P	314,0	10:46'41.903	11	31.695	31.132	21.456	26.145	1'50.428	313,0	10:41'20.388
12	8'19.776	32.136	21.779	26.231	9'39.922P	312,1	10:56'21.825	12	31.785	31.276	21.434	26.104	1'50.599	314,9	10:43'10.987
13	31.783	31.484	21.800	26.251	1'51.318	314,9	10:58'13.143	13	35.449	32.773	22.072	34.596	2'04.890P	300,0	10:45'15.877
14	31.906	31.395	21.691	26.152	1'51.144	315,8	11:00'04.287	14	11'35.206	32.164	22.070	26.225	12'55.665P	313,0	10:58'11.542
15	31.742	31.436	21.871	26.279	1'51.328	313,0	11:01'55.615	15	31.666	31.186	21.503	26.278	1'50.633	313,0	11:00'02.175
16	31.991	31.868	21.925	26.378	1'52.162	314,0	11:03'47.777	16	31.813	31.268	21.622	26.277	1'50.980	312,1	11:01'53.155
17	31.991	31.445	21.836	26.264	1'51.536	314,0	11:05'39.313	17	32.034	31.322	21.689	26.250	1'51.295	314,9	11:03'44.450
								18	32.089	31.396	21.532	26.083	1'51.100	314,0	11:05'35.550

27/09/2024

P = Pits In/Out - C = Lap Time Cancelled

These data/results cannot be reproduced, stored and/or transmitted in whole or in part by any manner of electronic, mechanical, photocopying, recording, broadcasting or otherwise now known or herein after developed without the previous express consent by the copyright owner, except for reproduction in daily press and regular printed publications on sale to the public within 60 days of the event related to those data/results and always provided that copyright symbol appears together as follows below.

© DORNA WSBK ORGANIZATION Srl 2024



Tissot Aragon Round, 27-29 September 2024

Chronological Analysis Free Practice 1st Session

3 / 4

13° 22 A. LOWES (1'50.200)							
Lap	Seg1	Seg2	Seg3	Seg4	Lap Time	km/h	Local Time
1		33.650	22.721	27.106		310,3	
2	31.993	31.500	21.810	26.634	1'51.937	311,2	10:24'49.428
3	31.712	31.309	21.415	26.185	1'50.621	313,0	10:26'40.049
4	31.849	31.315	21.381	26.164	1'50.709	314,0	10:28'30.758
5	31.402	31.200	21.743	26.199	1'50.544	313,0	10:30'21.302
6	31.552	31.094	21.388	26.278	1'50.312	314,0	10:32'11.614
7	38.040	31.674	21.879	26.925	1'58.518	307,7	10:34'10.132
8	31.800	31.051	21.630	26.136	1'50.617	314,0	10:36'00.749
9	31.857	31.545	23.262	33.187	1'59.851CP	311,2	10:38'00.600
10	9'12.513	32.271	22.198	26.303	10'33.285P	310,3	10:48'33.885
11	31.732	31.102	21.522	26.263	1'50.619	312,1	10:50'24.504
12	31.705	31.073	21.333	26.089	1'50.200	313,0	10:52'14.704
13	31.806	31.876	21.558	26.218	1'51.458	314,0	10:54'06.162
14	31.792	31.178	21.394	26.264	1'50.628	313,0	10:55'56.790
15	31.643	31.158	21.356	26.153	1'50.310	314,9	10:57'47.100
16	31.858	31.367	21.502	26.231	1'50.958	313,0	10:59'38.058
17	37.829	31.668	21.619	26.345	1'57.461	312,1	11:01'35.519
18	31.716	31.106	21.459	26.244	1'50.525	313,0	11:03'26.044
19	39.282	35.947	21.918	26.357	2'03.504	311,2	11:05'29.548

14° 60 M. VAN DER MARK (1'50.352)							
Lap	Seg1	Seg2	Seg3	Seg4	Lap Time	km/h	Local Time
1		32.715	22.335	26.518		320,5	
2	32.955	31.738	22.035	26.520	1'53.248	315,8	10:23'51.432
3	32.560	31.659	21.748	26.458	1'52.425	315,8	10:25'43.857
4	32.327	31.372	21.795	26.446	1'51.940	314,9	10:27'35.797
5	34.678	32.303	22.679	26.273	1'55.933	314,9	10:29'31.730
6	31.744	31.233	21.679	44.855	2'09.511P	311,2	10:31'41.241
7	15'10.928	32.364	22.096	26.457	16'31.845P	310,3	10:48'13.086
8	32.082	31.287	21.468	26.335	1'51.172	312,1	10:50'04.258
9	31.760	31.130	21.471	26.225	1'50.586	314,9	10:51'54.844
10	31.752	31.187	21.484	26.438	1'50.861	311,2	10:53'45.705
11	31.716	31.176	27.808	26.433	1'57.133	312,1	10:55'42.838
12	31.614	31.105	24.861	26.148	1'53.728	314,9	10:57'36.566
13	31.554	31.085	21.418	26.295	1'50.352	314,9	10:59'26.918
14	31.758	31.217	21.425	26.248	1'50.648	315,8	11:01'17.566
15	31.749	31.228	23.319	26.332	1'52.628	315,8	11:03'10.194
16	31.543	31.122	21.528	26.322	1'50.515	313,0	11:05'00.709

15° 45 S. REDDING (1'50.387)							
Lap	Seg1	Seg2	Seg3	Seg4	Lap Time	km/h	Local Time
1		34.720	23.492	34.161		307,7	
2	2'38.846	32.661	22.400	26.789	4'00.696P	313,0	10:26'16.340
3	32.841	31.846	21.751	26.435	1'52.873	316,7	10:28'09.213
4	32.345	31.573	21.652	26.437	1'52.007	316,7	10:30'01.220
5	32.115	31.258	21.525	26.422	1'51.320	315,8	10:31'52.540
6	31.827	31.221	21.571	26.237	1'50.856	317,6	10:33'43.396
7	35.828	31.855	21.932	27.968	1'57.583	300,8	10:35'40.979
8	31.873	31.095	21.471	26.186	1'50.625	314,0	10:37'31.604
9	31.784	31.151	21.379	26.154	1'50.468	314,9	10:39'22.072
10	32.546	31.638	21.769	26.287	1'52.240	314,9	10:41'14.312
11	31.779	31.121	21.336	26.204	1'50.440	314,9	10:43'04.752
12	33.454	32.228	21.942	32.208	1'59.832P	313,0	10:45'04.584
13	13'11.700	32.811	22.009	28.927	14'35.447P	270,7	10:59'40.031
14	32.014	31.071	21.353	26.138	1'50.576	315,8	11:01'30.607
15	31.718	31.127	22.708	32.142	1'57.695	192,2	11:03'28.302
16	31.885	30.950	21.412	26.140	1'50.387	315,8	11:05'18.689

16° 28 B. RAY (1'50.452)							
Lap	Seg1	Seg2	Seg3	Seg4	Lap Time	km/h	Local Time
1		36.458	24.045	27.515		308,6	

2	33.613	32.588	22.365	26.958	1'55.524	308,6	10:24'14.917
3	32.585	31.816	22.009	26.628	1'53.038	309,5	10:26'07.955
4	32.958	32.370	22.586	27.628	1'55.542	297,5	10:28'03.497
5	31.929	31.449	21.786	26.170	1'51.334	314,0	10:29'54.831
6	31.838	31.276	21.569	26.334	1'51.017	311,2	10:31'45.848
7	32.443	31.831	21.991	26.927	1'53.192	305,1	10:33'39.040
8	32.022	31.522	21.649	26.920	1'52.113	305,1	10:35'31.153
9	32.747	32.328	22.196	33.907	2'01.178P	305,9	10:37'32.331
10	10'39.855	32.646	22.503	26.790	12'01.794P	303,4	10:49'34.125
11	32.179	31.639	21.876	26.690	1'52.384	305,1	10:51'26.509
12	32.197	31.653	21.806	26.678	1'52.334	305,1	10:53'18.843
13	34.233	32.590	22.563	33.321	2'02.707P	305,1	10:55'21.550
14	4'22.788	32.453	22.149	26.557	5'43.947P	305,1	11:01'05.497
15	31.898	31.446	21.428	26.374	1'51.146	306,8	11:02'56.643
16	31.650	31.456	21.820	26.306	1'51.232	304,2	11:04'47.875
17	31.696	31.255	21.308	26.193	1'50.452	307,7	11:06'38.327

17° 65 J. REA (1'50.782)							
Lap	Seg1	Seg2	Seg3	Seg4	Lap Time	km/h	Local Time
1		34.693	26.545	26.951		311,2	
2	32.613	31.870	21.991	26.411	1'52.885	312,1	10:24'19.783
3	32.221	31.563	21.837	26.396	1'52.017	312,1	10:26'11.800
4	32.469	31.454	21.670	26.408	1'52.001	313,0	10:28'03.801
5	32.030	31.373	22.278	26.328	1'52.009C	314,9	10:29'55.810
6	32.029	31.134	21.474	26.454	1'51.091	311,2	10:31'46.901
7	31.874	31.924	21.876	31.877	1'57.551P	307,7	10:33'44.452
8	10'36.984	34.716	21.686	26.300	11'59.686P	308,6	10:45'44.138
9	31.658	31.087	21.592	26.775	1'51.112	308,6	10:47'35.250
10	31.801	31.145	21.436	26.416	1'50.798	308,6	10:49'26.048
11	31.795	31.201	22.258	33.303	1'58.557P	295,9	10:51'24.605
12	6'58.643	31.430	21.753	26.713	8'18.539P	310,3	10:59'43.144
13	31.776	31.124	21.416	26.466	1'50.782	307,7	11:01'33.926
14	31.799	33.366	21.702	26.461	1'53.328	311,2	11:03'27.254
15	31.836	31.148	21.412	26.535	1'50.931	305,9	11:05'18.185

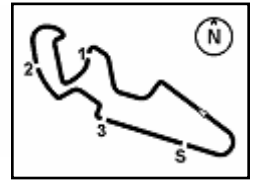
18° 87 R. GARDNER (1'50.812)							
Lap	Seg1	Seg2	Seg3	Seg4	Lap Time	km/h	Local Time
1		34.220	23.236	27.093		312,1	
2	32.753	31.925	22.148	26.544	1'53.370	314,9	10:24'11.311
3	32.226	31.654	21.777	26.431	1'52.088	314,0	10:26'03.399
4	31.893	31.334	21.545	26.205	1'50.977	314,9	10:27'54.376
5	31.611	31.368	28.636	27.457	1'59.072	280,5	10:29'53.448
6	36.915	32.217	22.123	26.675	1'57.930	310,3	10:31'51.378
7	31.828	31.271	21.597	26.288	1'50.984	314,0	10:33'42.362
8	31.663	36.155	23.460	33.391	2'04.669P	310,3	10:35'47.031
9	10'42.431	32.559	22.949	30.923	12'08.862P	307,7	10:47'55.893
10	32.418	31.514	21.574	26.547	1'52.053	307,7	10:49'47.946
11	32.228	31.365	21.584	35.333	2'00.510P	310,3	10:51'48.456
12	4'10.924	36.130	24.030	26.927	5'38.011P	305,9	10:57'26.467
13	32.137	31.253	21.481	26.410	1'51.281	310,3	10:59'17.748
14	31.603	31.201	21.394	28.971	1'53.169	309,5	11:01'10.917
15	31.801	31.249	21.532	26.269	1'50.851	314,9	11:03'01.768
16	31.540	31.380	21.639	26.253	1'50.812	311,2	11:04'52.580
17	32.130	31.882	21.930	26.351	1'52.293	315,8	11:06'44.873

19° 53 T. RABAT (1'51.584)							
Lap	Seg1	Seg2	Seg3	Seg4	Lap Time	km/h	Local Time
1		32.757	22.635	26.771		314,9	
2	33.059	32.073	22.269	26.340	1'53.741	314,0	10:24'36.492
3	32.571	31.734	21.807	26.241	1'52.353	314,9	10:26'28.845
4	32.286	31.314	21.672	26.312	1'51.584	317,6	10:28'20.429
5	32.238	31.722	22.908	30.335	1'57.203	249,4	10:30'17.632
6	32.181	31.379	21.638	26.389	1'51.587	314,0	10:32'09.219

27/09/2024 P = Pits In/Out - C = Lap Time Cancelled

These data/results cannot be reproduced, stored and/or transmitted in whole or in part by any manner of electronic, mechanical, photocopying, recording, broadcasting or otherwise now known or herein after developed without the previous express consent by the copyright owner, except for reproduction in daily press and regular printed publications on sale to the public within 60 days of the event related to those data/results and always provided that copyright symbol appears together as follows below.

© DORNA WSBK ORGANIZATION Srl 2024



Tissot Aragon Round, 27-29 September 2024

Chronological Analysis Free Practice 1st Session

4 / 4

7	32.195	31.648	21.610	26.388	1'51.841	314,0	10:34'01.060	6	32.484	31.990	22.094	26.817	1'53.385	310,3	10:31'49.149
8	35.109	32.526	22.004	32.949	2'02.588P	312,1	10:36'03.648	7	32.458	32.147	22.172	26.628	1'53.405	314,0	10:33'42.554
9	5'23.648	31.887	22.030	26.349	6'43.914P	314,9	10:42'47.562	8	32.182	31.799	21.892	26.834	1'52.707	309,5	10:35'35.261
10	32.259	31.528	21.805	26.316	1'51.908	313,0	10:44'39.470	9	35.467	32.383	27.519	26.876	2'02.245	307,7	10:37'37.506
11	32.144	31.525	21.842	26.383	1'51.894	313,0	10:46'31.364	10	32.501	31.877	22.355	32.840	1'59.573P	314,0	10:39'37.079
12	32.156	31.520	21.734	26.608	1'52.018	315,8	10:48'23.382	11	8'01.297	32.648	22.195	26.909	9'23.049P	307,7	10:49'00.128
13	32.356	31.672	21.723	26.452	1'52.203	312,1	10:50'15.585	12	32.466	31.830	23.028	26.780	1'54.104	309,5	10:50'54.232
14	32.258	31.637	21.968	26.688	1'52.551	312,1	10:52'08.136	13	32.545	32.074	21.970	26.895	1'53.484	306,8	10:52'47.716
15	32.382	31.734	21.923	26.544	1'52.583	311,2	10:54'00.719	14	32.541	31.917	21.863	26.787	1'53.108	308,6	10:54'40.824
16	32.405	31.733	21.895	26.494	1'52.527	313,0	10:55'53.246	15	32.418	31.817	21.959	26.782	1'52.976	308,6	10:56'33.800
17	32.651	31.724	22.035	26.424	1'53.052	313,0	10:57'46.298	16	32.295	31.861	21.932	26.699	1'52.787	308,6	10:58'26.587
18	32.577	31.930	22.015	26.489	1'53.011	320,5	10:59'39.309	17	32.241	38.103	22.409	26.679	1'59.432	310,3	11:00'26.019
19	33.519	34.341	23.683	36.912	2'08.455P	247,1	11:01'47.764	18	32.341	31.701	21.862	26.617	1'52.521	309,5	11:02'18.540
20	3'30.531	38.655	25.074	28.284	5'02.544P	309,5	11:06'50.308	19	35.015	36.296	31.075	26.895	2'09.281	306,8	11:04'27.821
								20	34.307	32.121	23.167	26.670	1'56.265	314,0	11:06'24.086

20° 5 P. DETTL [1'52.084]

Lap	Seg.1	Seg.2	Seg.3	Seg.4	Lap Time	km/h	Local Time
1		33.004	22.632	26.950		307,7	
2	33.258	31.854	22.012	26.665	1'53.789	312,1	10:23'51.961
3	32.332	31.592	21.849	26.422	1'52.195	313,0	10:25'44.156
4	32.371	31.644	23.880	26.525	1'54.420	307,7	10:27'38.576
5	38.852	32.611	21.847	26.533	1'59.843	309,5	10:29'38.419
6	32.248	31.651	21.733	26.508	1'52.140	308,6	10:31'30.559
7	32.485	32.547	21.817	26.374	1'53.223	309,5	10:33'23.782
8	32.010	31.664	22.106	26.457	1'52.237	310,3	10:35'16.019
9	32.026	31.569	22.011	26.478	1'52.084	307,7	10:37'08.103
10	38.202	31.605	22.080	26.738	1'58.625	308,6	10:39'06.728
11	32.434	34.821	22.480	26.701	1'56.436	308,6	10:41'03.164
12	32.427	31.603	22.569	26.699	1'53.298	307,7	10:42'56.462
13	32.243	31.963	22.069	26.710	1'52.985	305,9	10:44'49.447
14	33.419	35.235	22.003	34.359	2'05.016P	306,8	10:46'54.463
15	8'22.245	31.847	22.077	26.757	9'42.926P	305,9	10:56'37.389
16	32.260	31.838	21.954	26.509	1'52.561	305,9	10:58'29.950
17	32.127	31.782	22.021	26.625	1'52.555	310,3	11:00'22.505
18	36.869	31.684	21.892	26.761	1'57.206	305,9	11:02'19.711
19	32.413	35.396	31.250	26.695	2'05.754	305,1	11:04'25.465
20	32.336	31.920	22.013	26.778	1'53.047	306,8	11:06'18.512

23° 27 A. NORRODIN [1'55.309]

Lap	Seg.1	Seg.2	Seg.3	Seg.4	Lap Time	km/h	Local Time
1		35.424	23.798	27.277		298,3	
2	33.654	33.257	22.761	26.762	1'56.434	314,0	10:24'15.048
3	33.123	32.789	23.294	26.818	1'56.024	314,0	10:26'11.072
4	33.616	32.855	22.796	27.101	1'56.368	314,9	10:28'07.440
5	33.754	32.767	22.848	27.050	1'56.419	314,9	10:30'03.859
6	33.197	32.832	22.526	27.111	1'55.666	312,1	10:31'59.525
7	41.586	33.923	23.016	34.119	2'12.644P	310,3	10:34'12.169
8	12'18.246	33.023	22.660	27.089	13'41.018P	309,5	10:47'53.187
9	33.617	33.028	22.525	26.782	1'55.952	314,0	10:49'49.139
10	33.186	32.502	22.566	27.055	1'55.309	313,0	10:51'44.448
11	39.415	33.259	24.525	34.246	2'11.445P	310,3	10:53'55.893
12	6'48.900	33.869	25.997	26.790	8'15.556P	313,0	11:02'11.449
13	32.935	32.581	23.295	26.877	1'55.688	311,2	11:04'07.137
14	33.203	32.941	22.649	26.704	1'55.497	316,7	11:06'02.634

21° 95 T. MACKENZIE [1'52.307]

Lap	Seg.1	Seg.2	Seg.3	Seg.4	Lap Time	km/h	Local Time
1		35.229	23.336	27.456		309,5	
2	33.409	32.237	22.148	28.714	1'56.508	313,0	10:24'33.781
3	32.712	32.018	21.739	26.816	1'53.285	310,3	10:26'27.066
4	32.641	31.681	21.627	26.741	1'52.690	312,1	10:28'19.756
5	32.241	31.634	21.529	26.903	1'52.307	310,3	10:30'12.063
6	32.322	31.937	21.505	26.774	1'52.538	308,6	10:32'04.601
7	35.304	36.205	22.424	34.199	2'08.132P	309,5	10:34'12.733
8	13'13.647	32.936	22.678	27.026	14'36.287P	305,9	10:48'49.020
9	32.291	31.675	23.233	26.916	1'54.115	307,7	10:50'43.135
10	32.689	31.633	23.315	26.797	1'54.434	306,8	10:52'37.569
11	32.411	31.744	21.651	27.085	1'52.891	306,8	10:54'30.460
12	32.481	31.775	21.874	26.776	1'52.906	309,5	10:56'23.366
13	32.271	39.623	26.810	28.433	2'07.137	307,7	10:58'30.503
14	32.463	31.847	21.813	26.855	1'52.978	312,1	11:00'23.481
15	32.528	40.115	23.929	33.508	2'10.080P	301,7	11:02'33.561

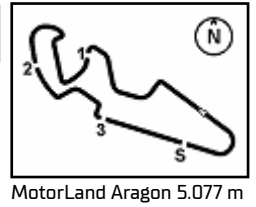
22° 17 M. FRITZ [1'52.521]

Lap	Seg.1	Seg.2	Seg.3	Seg.4	Lap Time	km/h	Local Time
1		35.744	23.706	27.083		310,3	
2	33.302	32.388	22.471	26.957	1'55.118	313,0	10:24'13.247
3	33.056	32.391	22.162	27.050	1'54.659	310,3	10:26'07.906
4	32.813	31.966	22.238	26.933	1'53.950	312,1	10:28'01.856
5	32.696	31.999	22.652	26.561	1'53.908	315,8	10:29'55.764

27/09/2024 P = Pits In/Out - C = Lap Time Cancelled

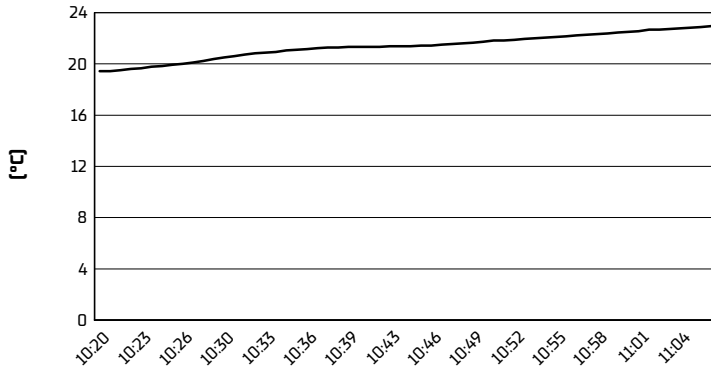
These data/results cannot be reproduced, stored and/or transmitted in whole or in part by any manner of electronic, mechanical, photocopying, recording, broadcasting or otherwise now known or herein after developed without the previous express consent by the copyright owner, except for reproduction in daily press and regular printed publications on sale to the public within 60 days of the event related to those data/results and always provided that copyright symbol appears together as follows below.

© DORNA WSBK ORGANIZATION Srl 2024

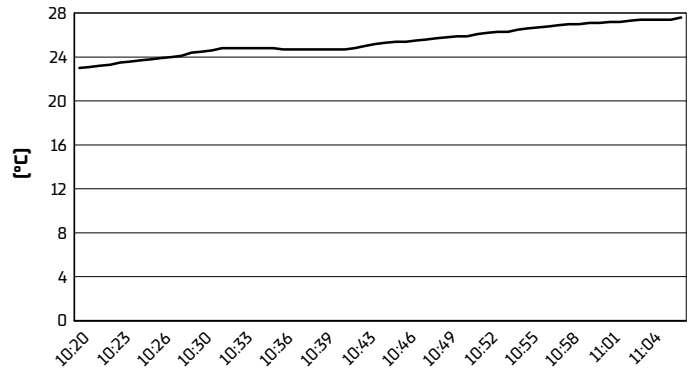


Tissot Aragon Round, 27-29 September 2024
Weather Report Free Practice 1st Session
 Session started 10:20 - Session ended 11:07

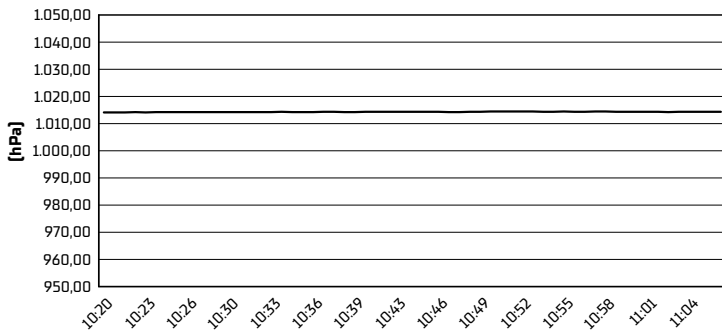
Air Temperature



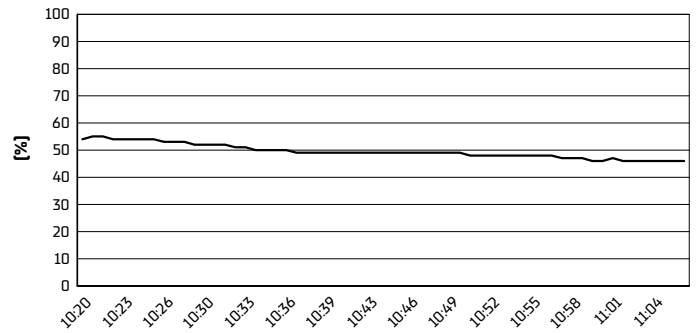
Track Temperature



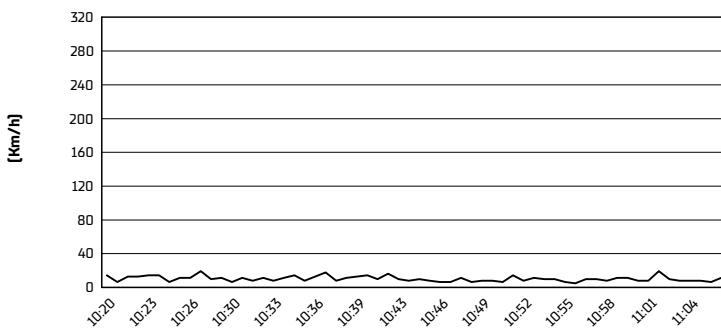
Air Pressure



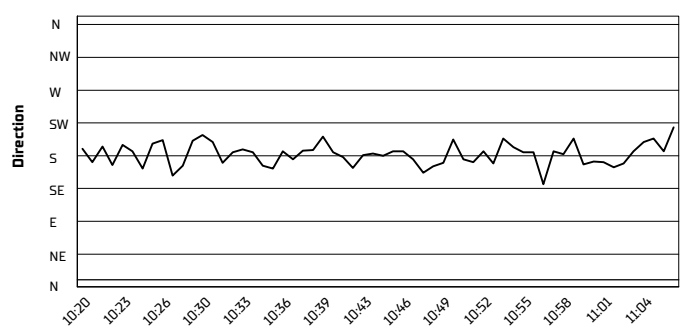
Humidity



Wind Speed



Wind Direction



27/09/2024

These data/results cannot be reproduced, stored and/or transmitted in whole or in part by any manner of electronic, mechanical, photocopying, recording, broadcasting or otherwise now known or herein after developed without the previous express consent by the copyright owner, except for reproduction in daily press and regular printed publications on sale to the public within 60 days of the event related to those data/results and always provided that copyright symbol appears together as follows below.

© DORNA WSBK ORGANIZATION Srl 2024