

Tissot Aragon Round, 27-29 September 2024

Results Free Practice 3rd Session

No.	Rider	Nat	Team	Bike	Class	Time	Gap	Rel.	Laps	Speed	
										Avg	Max
1	1 A. BAUTISTA	ESP	Aruba.it Racing - Ducati	Ducati Panigale V4R		1'48.332			8	168,715	325,3
2	11 N. BULEGA	ITA	Aruba.it Racing - Ducati	Ducati Panigale V4R		1'48.518	0.186	0.186	10	168,426	321,4
3	54 T. RAZGATLIOGLU	TUR	ROKIT BMW Motorrad WorldSBK Team	BMW M1000 RR		1'48.774	0.442	0.256	8	168,029	324,3
4	7 I. LECUONA	ESP	Team HRC	Honda CBR1000 RR-R		1'48.922	0.590	0.148	10	167,801	321,4
5	22 A. LOWES	GBR	Kawasaki Racing Team WorldSBK	Kawasaki ZX-10RR		1'48.927	0.595	0.005	10	167,793	316,7
6	29 A. IANNONE	ITA	Team GoEleven	Ducati Panigale V4R	IND	1'48.966	0.634	0.039	4	167,733	321,4
7	31 G. GERLOFF	USA	Bonovo Action BMW	BMW M1000 RR		1'48.994	0.662	0.028	9	167,690	323,4
8	55 A. LOCATELLI	ITA	Pata Prometeon Yamaha	Yamaha YZF R1		1'49.145	0.813	0.151	9	167,458	318,6
9	97 X. VIERGE	ESP	Team HRC	Honda CBR1000 RR-R		1'49.174	0.842	0.029	8	167,413	326,3
10	14 S. LOWES	GBR	ELF Marc VDS Racing Team	Ducati Panigale V4R	IND	1'49.218	0.886	0.044	10	167,346	321,4
11	60 M. VAN DER MARK	NED	ROKIT BMW Motorrad WorldSBK Team	BMW M1000 RR		1'49.314	0.982	0.096	5	167,199	319,5
12	53 T. RABAT	ESP	Kawasaki Puccetti Racing	Kawasaki ZX-10RR	IND	1'49.364	1.032	0.050	9	167,123	321,4
13	65 J. REA	GBR	Pata Prometeon Yamaha	Yamaha YZF R1		1'49.383	1.051	0.019	8	167,094	317,6
14	9 D. PETRUCCI	ITA	Barni Spark Racing Team	Ducati Panigale V4R	IND	1'49.419	1.087	0.036	9	167,039	321,4
15	21 M. RINALDI	ITA	Team Motocorsa Racing	Ducati Panigale V4R	IND	1'49.613	1.281	0.194	10	166,743	317,6
16	45 S. REDDING	GBR	Bonovo Action BMW	BMW M1000 RR		1'49.651	1.319	0.038	9	166,685	323,4
17	87 R. GARDNER	AUS	GYTR GRT Yamaha WorldSBK Team	Yamaha YZF R1		1'49.790	1.458	0.139	10	166,474	315,8
18	47 A. BASSANI	ITA	Kawasaki Racing Team WorldSBK	Kawasaki ZX-10RR		1'49.812	1.480	0.022	10	166,441	320,5
19	28 B. RAY	GBR	Yamaha Motoxrcing WorldSBK Team	Yamaha YZF R1	IND	1'49.843	1.511	0.031	9	166,394	314,9
20	5 P. OETTL	GER	GMT94 Yamaha	Yamaha YZF R1	IND	1'50.526	2.194	0.683	9	165,366	314,9
21	95 T. MACKENZIE	GBR	PETRONAS MIE Racing Honda	Honda CBR1000 RR-R	IND	1'51.295	2.963	0.769	8	164,223	314,9
22	17 M. FRITZ	GER	GYTR GRT Yamaha WorldSBK Team	Yamaha YZF R1		1'52.655	4.323	1.360	9	162,240	314,9
----- Out 105% in this Session -----											
23	27 A. NORRODIN	MAS	PETRONAS MIE Racing Honda	Honda CBR1000 RR-R	IND				0		

Qualifying Lap Time (105% of 1'48.332): **1'53.749**

AIR	Humidity:	56%	Temp:	15°C
TRACK	Condition:	Dry	Temp:	13°C

Records	Pole	(SP)	2023	J.Rea	1'47.973	169,280	Km/h
	Race	(SPRC)	2023	J.Rea	1'49.028	167,640	Km/h
	All Times	(SP)	2023	J.Rea	1'47.973	169,280	Km/h

Start 09:00 End 09:30 The results are provisional until the end of the time limit for protests and appeals and the completion of the technical checks.

These data/results cannot be reproduced, stored and/or transmitted in whole or in part by any manner of electronic, mechanical, photocopying, recording, broadcasting or otherwise now known or herein after developed without the previous express consent by the copyright owner, except for reproduction in daily press and regular printed publications on sale to the public within 60 days of the event related to those data/results and always provided that copyright symbol appears together as follows below.

© DORNA WSBK ORGANIZATION Srl 2024

Session Highlights

Local Time	No. Rider	Description
09.00.00		Start of Session
09.11.36	29 A. IANNONE	#29 Crashed - Turn 13
09.13.10	11 N. BULEGA	#11 Lap Time Cancelled [1'49.327] - Yellow Flag - Turn 13-14
09.13.12	60 M. VAN DER MARK	#60 Stopped with Technical Problem - Rejoined - Turn 16
09.13.15	31 G. GERLOFF	#31 Lap Time Cancelled [4'11.269] - Yellow Flag - Turn 13-14
09.13.16		RED FLAG
09.22.00		Session Restart
09.22.06		WorldSSP300 WUP - Pit Lane opens at 9:40
09.24.47	28 B. RAY	#28 Check racelink GPS - too few satellites
09.30.31		End of Session

Fastest Laps Sequence

No.	Rider	Nat	Team	Bike	Local Time	Time	Gap	Avg
1	A. BAUTISTA	ESP	Aruba.it Racing - Ducati	Ducati Panigale V4R	09:03'54.662	1'51.452		163,992
60	M. VAN DER MARK	NED	ROKIT BMW Motorrad WorldSBK Team	BMW M 1000 RR	09:03'54.728	1'51.381	-0.071	164,096
54	T. RAZGATLIOGLU	TUR	ROKIT BMW Motorrad WorldSBK Team	BMW M 1000 RR	09:03'57.357	1'51.012	-0.369	164,642
9	D. PETRUCCI	ITA	Barni Spark Racing Team	Ducati Panigale V4R	09:04'10.648	1'50.543	-0.469	165,340
22	A. LOWES	GBR	Kawasaki Racing Team WorldSBK	Kawasaki ZX-10RR	09:04'27.935	1'50.453	-0.090	165,475
1	A. BAUTISTA	ESP	Aruba.it Racing - Ducati	Ducati Panigale V4R	09:05'44.549	1'49.887	-0.566	166,327
97	X. VIERGE	ESP	Team HRC	Honda CBR1000 RR-R	09:05'46.098	1'49.686	-0.201	166,632
54	T. RAZGATLIOGLU	TUR	ROKIT BMW Motorrad WorldSBK Team	BMW M 1000 RR	09:05'46.770	1'49.413	-0.273	167,048
60	M. VAN DER MARK	NED	ROKIT BMW Motorrad WorldSBK Team	BMW M 1000 RR	09:09'24.014	1'49.314	-0.099	167,199
14	S. LOWES	GBR	ELF Marc VDS Racing Team	Ducati Panigale V4R	09:09'56.238	1'49.218	-0.096	167,346
29	A. IANNONE	ITA	Team GoEleven	Ducati Panigale V4R	09:09'57.572	1'48.966	-0.252	167,733
22	A. LOWES	GBR	Kawasaki Racing Team WorldSBK	Kawasaki ZX-10RR	09:12'53.353	1'48.927	-0.039	167,793
1	A. BAUTISTA	ESP	Aruba.it Racing - Ducati	Ducati Panigale V4R	09:25'39.282	1'48.332	-0.595	168,715

28/09/2024 Start End The results are provisional until the end of the time limit for protests and appeals
 09:00 09:30 and the completion of the technical checks.

These data/results cannot be reproduced, stored and/or transmitted in whole or in part by any manner of electronic, mechanical, photocopying, recording, broadcasting or otherwise now known or herein after developed without the previous express consent by the copyright owner, except for reproduction in daily press and regular printed publications on sale to the public within 60 days of the event related to those data/results and always provided that copyright symbol appears together as follows below.

© DORNA WSBK ORGANIZATION Srl 2024

Tissot Aragon Round, 27-29 September 2024

Free Practices Combined Results

No.	Rider	Nat	Team	Bike	Class	FP1	FP2	FP3	Time	Gap	Rel.	Avg	LL
1	1 A. BAUTISTA	ESP	Aruba.it Racing - Ducati	Ducati Panigale V4R		1'49.673	1'49.262	1'48.332	1'48.332			168,715	44
2	11 N. BULEGA	ITA	Aruba.it Racing - Ducati	Ducati Panigale V4R		1'49.981	1'49.153	1'48.518	1'48.518	0.186	0.186	168,426	48
3	54 T. RAZGATLIOGLU	TUR	ROKiT BMW Motorrad WorldSBK Team	BMW M1000 RR		1'49.021	1'49.673	1'48.774	1'48.774	0.442	0.256	168,029	41
4	7 I. LECUONA	ESP	Team HRC	Honda CBR1000 RR-R		1'49.546	1'49.629	1'48.922	1'48.922	0.590	0.148	167,801	47
5	22 A. LOWES	GBR	Kawasaki Racing Team WorldSBK	Kawasaki ZX-10RR		1'50.200	1'49.699	1'48.927	1'48.927	0.595	0.005	167,793	51
6	29 A. IANNONE	ITA	Team GoEleven	Ducati Panigale V4R	IND	1'49.844	1'49.542	1'48.966	1'48.966	0.634	0.039	167,733	40
7	31 G. GERLOFF	USA	Bonovo Action BMW	BMW M1000 RR		1'49.486	1'49.017	1'48.994	1'48.994	0.662	0.028	167,690	43
8	55 A. LOCATELLI	ITA	Pata Prometeon Yamaha	Yamaha YZF R1		1'49.983	1'50.023	1'49.145	1'49.145	0.813	0.151	167,458	45
9	97 X. VIERGE	ESP	Team HRC	Honda CBR1000 RR-R		1'49.493	1'51.280	1'49.174	1'49.174	0.842	0.029	167,413	32
10	14 S. LOWES	GBR	ELF Marc VDS Racing Team	Ducati Panigale V4R	IND	1'50.155	1'49.546	1'49.218	1'49.218	0.886	0.044	167,346	39
11	9 D. PETRUCCI	ITA	Barni Spark Racing Team	Ducati Panigale V4R	IND	1'49.867	1'49.268	1'49.419	1'49.268	0.936	0.050	167,269	44
12	60 M. VAN DER MARK	NED	ROKiT BMW Motorrad WorldSBK Team	BMW M1000 RR		1'50.352	1'49.552	1'49.314	1'49.314	0.982	0.046	167,199	41
13	53 T. RABAT	ESP	Kawasaki Puccetti Racing	Kawasaki ZX-10RR	IND	1'51.584	1'50.411	1'49.364	1'49.364	1.032	0.050	167,123	47
14	65 J. REA	GBR	Pata Prometeon Yamaha	Yamaha YZF R1		1'50.782	1'49.933	1'49.383	1'49.383	1.051	0.019	167,094	41
15	21 M. RINALDI	ITA	Team Motocorsa Racing	Ducati Panigale V4R	IND	1'49.899	1'49.738	1'49.613	1'49.613	1.281	0.230	166,743	50
16	45 S. REDDING	GBR	Bonovo Action BMW	BMW M1000 RR		1'50.387	1'50.814	1'49.651	1'49.651	1.319	0.038	166,685	40
17	87 R. GARDNER	AUS	GYTR GRT Yamaha WorldSBK Team	Yamaha YZF R1		1'50.812	1'49.685	1'49.790	1'49.685	1.353	0.034	166,634	46
18	47 A. BASSANI	ITA	Kawasaki Racing Team WorldSBK	Kawasaki ZX-10RR		1'49.970	1'50.290	1'49.812	1'49.812	1.480	0.127	166,441	45
19	28 B. RAY	GBR	Yamaha Motoxrcing WorldSBK Team	Yamaha YZF R1	IND	1'50.452	1'49.994	1'49.843	1'49.843	1.511	0.031	166,394	43
20	5 P. OETTL	GER	GMT94 Yamaha	Yamaha YZF R1	IND	1'52.084	1'51.465	1'50.526	1'50.526	2.194	0.683	165,366	47
21	95 T. MACKENZIE	GBR	PETRONAS MIE Racing Honda	Honda CBR1000 RR-R	IND	1'52.307	1'51.879	1'51.295	1'51.295	2.963	0.769	164,223	32
22	17 M. FRITZ	GER	GYTR GRT Yamaha WorldSBK Team	Yamaha YZF R1		1'52.521	1'52.496	1'52.655	1'52.496	4.164	1.201	162,470	46
23	27 A. NORRODIN	MAS	PETRONAS MIE Racing Honda	Honda CBR1000 RR-R	IND	1'55.309			1'55.309	6.977	2.813	158,506	13

28/09/2024

These data/results cannot be reproduced, stored and/or transmitted in whole or in part by any manner of electronic, mechanical, photocopying, recording, broadcasting or otherwise now known or herein after developed without the previous express consent by the copyright owner, except for reproduction in daily press and regular printed publications on sale to the public within 60 days of the event related to those data/results and always provided that copyright symbol appears together as follows below.

© DORNA WSBK ORGANIZATION Srl 2024

Tissot Aragon Round, 27-29 September 2024

Best Sectors & Speed Free Practice 3rd Session

BEST LAP

1	1 A. BAUTISTA	Ducati Panigale V4R	1'48.332
2	11 N. BULEGA	Ducati Panigale V4R	1'48.518
3	54 T. RAZGATLIOGLU	BMW M 1000 RR	1'48.774
4	7 I. LECUONA	Honda CBR1000 RR-R	1'48.922
5	22 A. LOWES	Kawasaki ZX-10RR	1'48.927
6	29 A. IANNONE	Ducati Panigale V4R	1'48.966
7	31 G. GERLOFF	BMW M 1000 RR	1'48.994
8	55 A. LOCATELLI	Yamaha YZF R1	1'49.145
9	97 X. VIERGE	Honda CBR1000 RR-R	1'49.174
10	14 S. LOWES	Ducati Panigale V4R	1'49.218
11	60 M. VAN DER MARK	BMW M 1000 RR	1'49.314
12	53 T. RABAT	Kawasaki ZX-10RR	1'49.364
13	65 J. REA	Yamaha YZF R1	1'49.383
14	9 D. PETRUCCI	Ducati Panigale V4R	1'49.419
15	21 M. RINALDI	Ducati Panigale V4R	1'49.613
16	45 S. REDDING	BMW M 1000 RR	1'49.651
17	87 R. GARDNER	Yamaha YZF R1	1'49.790
18	47 A. BASSANI	Kawasaki ZX-10RR	1'49.812
19	28 B. RAY	Yamaha YZF R1	1'49.843
20	5 P. OETTL	Yamaha YZF R1	1'50.526
21	95 T. MACKENZIE	Honda CBR1000 RR-R	1'51.295
22	17 M. FRITZ	Yamaha YZF R1	1'52.655
23	27 A. NORRODIN	Honda CBR1000 RR-R	

SPEED

1	97 X. VIERGE	Honda CBR1000 RR-R	326,3
2	1 A. BAUTISTA	Ducati Panigale V4R	325,3
3	54 T. RAZGATLIOGLU	BMW M 1000 RR	324,3
4	31 G. GERLOFF	BMW M 1000 RR	323,4
5	45 S. REDDING	BMW M 1000 RR	323,4
6	14 S. LOWES	Ducati Panigale V4R	321,4
7	29 A. IANNONE	Ducati Panigale V4R	321,4
8	9 D. PETRUCCI	Ducati Panigale V4R	321,4
9	53 T. RABAT	Kawasaki ZX-10RR	321,4
10	7 I. LECUONA	Honda CBR1000 RR-R	321,4
11	11 N. BULEGA	Ducati Panigale V4R	321,4
12	47 A. BASSANI	Kawasaki ZX-10RR	320,5
13	60 M. VAN DER MARK	BMW M 1000 RR	319,5
14	55 A. LOCATELLI	Yamaha YZF R1	318,6
15	21 M. RINALDI	Ducati Panigale V4R	317,6
16	65 J. REA	Yamaha YZF R1	317,6
17	22 A. LOWES	Kawasaki ZX-10RR	316,7
18	87 R. GARDNER	Yamaha YZF R1	315,8
19	17 M. FRITZ	Yamaha YZF R1	314,9
20	28 B. RAY	Yamaha YZF R1	314,9
21	95 T. MACKENZIE	Honda CBR1000 RR-R	314,9
22	5 P. OETTL	Yamaha YZF R1	314,9

SEG. 1

1	11 N. BULEGA	31.103
2	1 A. BAUTISTA	31.123
3	7 I. LECUONA	31.143
4	54 T. RAZGATLIOGLU	31.190
5	22 A. LOWES	31.199
6	31 G. GERLOFF	31.205
7	29 A. IANNONE	31.235
8	14 S. LOWES	31.284
9	55 A. LOCATELLI	31.308
10	97 X. VIERGE	31.358
11	60 M. VAN DER MARK	31.370
12	21 M. RINALDI	31.378
13	53 T. RABAT	31.391
14	9 D. PETRUCCI	31.407
15	87 R. GARDNER	31.447
16	47 A. BASSANI	31.459
17	45 S. REDDING	31.469
18	28 B. RAY	31.486
19	65 J. REA	31.528
20	5 P. OETTL	31.608
21	95 T. MACKENZIE	31.823
22	17 M. FRITZ	32.122

SEG. 2

1	54 T. RAZGATLIOGLU	30.616
2	11 N. BULEGA	30.621
3	22 A. LOWES	30.697
4	1 A. BAUTISTA	30.707
5	55 A. LOCATELLI	30.717
6	65 J. REA	30.738
7	7 I. LECUONA	30.774
8	97 X. VIERGE	30.796
9	29 A. IANNONE	30.809
10	14 S. LOWES	30.815
11	45 S. REDDING	30.846
12	53 T. RABAT	30.859
13	9 D. PETRUCCI	30.865
14	60 M. VAN DER MARK	30.887
15	21 M. RINALDI	30.925
16	31 G. GERLOFF	30.931
17	28 B. RAY	30.962
18	87 R. GARDNER	31.010
19	47 A. BASSANI	31.055
20	5 P. OETTL	31.084
21	95 T. MACKENZIE	31.464
22	17 M. FRITZ	31.725

SEG. 3

1	7 I. LECUONA	20.999
2	1 A. BAUTISTA	21.099
3	11 N. BULEGA	21.100
4	97 X. VIERGE	21.118
5	54 T. RAZGATLIOGLU	21.130
6	31 G. GERLOFF	21.131
7	22 A. LOWES	21.163
8	14 S. LOWES	21.206
9	65 J. REA	21.207
10	60 M. VAN DER MARK	21.207
11	55 A. LOCATELLI	21.218
12	87 R. GARDNER	21.244
13	28 B. RAY	21.246
14	53 T. RABAT	21.258
15	29 A. IANNONE	21.263
16	45 S. REDDING	21.267
17	9 D. PETRUCCI	21.273
18	21 M. RINALDI	21.276
19	47 A. BASSANI	21.395
20	95 T. MACKENZIE	21.468
21	5 P. OETTL	21.534
22	17 M. FRITZ	22.040

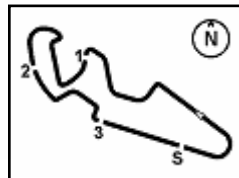
SEG. 4

1	1 A. BAUTISTA	25.403
2	11 N. BULEGA	25.579
3	29 A. IANNONE	25.651
4	14 S. LOWES	25.717
5	31 G. GERLOFF	25.724
6	54 T. RAZGATLIOGLU	25.770
7	9 D. PETRUCCI	25.773
8	97 X. VIERGE	25.784
9	65 J. REA	25.812
10	53 T. RABAT	25.816
11	55 A. LOCATELLI	25.845
12	60 M. VAN DER MARK	25.850
13	22 A. LOWES	25.868
14	7 I. LECUONA	25.870
15	45 S. REDDING	25.874
16	47 A. BASSANI	25.903
17	87 R. GARDNER	25.969
18	21 M. RINALDI	25.982
19	5 P. OETTL	25.997
20	28 B. RAY	26.037
21	17 M. FRITZ	26.386
22	95 T. MACKENZIE	26.429

28/09/2024

These data/results cannot be reproduced, stored and/or transmitted in whole or in part by any manner of electronic, mechanical, photocopying, recording, broadcasting or otherwise now known or herein after developed without the previous express consent by the copyright owner, except for reproduction in daily press and regular printed publications on sale to the public within 60 days of the event related to those data/results and always provided that copyright symbol appears together as follows below.

© DORNA WSBK ORGANIZATION Srl 2024



MotorLand Aragon 5.077 m

Tissot Aragon Round, 27-29 September 2024

Ideal Times Free Practice 3rd Session

No.	Rider	Nat	Bike	Seg. 1	Seg. 2	Seg. 3	Seg. 4	Ideal Time			
				Diff. 1	Diff. 2	Diff. 3	Diff. 4	Best Lap	Pos.	Diff.	
1	1 A. BAUTISTA	ESP	Ducati Panigale V4R	31.123	30.707	21.099	25.403	1'48.332	1'48.332	1	
2	11 N. BULEGA	ITA	Ducati Panigale V4R	31.103	30.621 +0.042	21.100 +0.040	25.579 +0.033	1'48.403	1'48.518	2	0.115
3	54 T. RAZGATLIOGLU	TUR	BMW M1000 RR	31.190	30.616	21.130 +0.068	25.770	1'48.706	1'48.774	3	0.068
4	7 I. LECUONA	ESP	Honda CBR1000 RR-R	31.143	30.774	20.999 +0.136	25.870	1'48.786	1'48.922	4	0.136
5	22 A. LOWES	GBR	Kawasaki ZX-10RR	31.199	30.697	21.163	25.868	1'48.927	1'48.927	5	
6	29 A. IANNONE	ITA	Ducati Panigale V4R	31.235	30.809 +0.008	21.263	25.651	1'48.958	1'48.966	6	0.008
7	31 G. GERLOFF	USA	BMW M1000 RR	31.205	30.931 +0.003	21.131	25.724	1'48.991	1'48.994	7	0.003
8	14 S. LOWES	GBR	Ducati Panigale V4R	31.284 +0.012	30.815	21.206 +0.063	25.717 +0.121	1'49.022	1'49.218	10	0.196
9	97 X. VIERGE	ESP	Honda CBR1000 RR-R	31.358	30.796	21.118 +0.118	25.784	1'49.056	1'49.174	9	0.118
10	55 A. LOCATELLI	ITA	Yamaha YZF R1	31.308	30.717	21.218	25.845 +0.057	1'49.088	1'49.145	8	0.057
11	65 J. REA	GBR	Yamaha YZF R1	31.528	30.738	21.207 +0.098	25.812	1'49.285	1'49.383	13	0.098
12	60 M. VAN DER MARK	NED	BMW M1000 RR	31.370	30.887	21.207	25.850	1'49.314	1'49.314	11	
13	9 D. PETRUCCI	ITA	Ducati Panigale V4R	31.407	30.865 +0.006	21.273 +0.051	25.773 +0.044	1'49.318	1'49.419	14	0.101
14	53 T. RABAT	ESP	Kawasaki ZX-10RR	31.391	30.859 +0.006	21.258 +0.034	25.816	1'49.324	1'49.364	12	0.040
15	45 S. REDDING	GBR	BMW M1000 RR	31.469 +0.032	30.846	21.267 +0.160	25.874 +0.003	1'49.456	1'49.651	16	0.195
16	21 M. RINALDI	ITA	Ducati Panigale V4R	31.378	30.925	21.276	25.982 +0.052	1'49.561	1'49.613	15	0.052
17	87 R. GARDNER	AUS	Yamaha YZF R1	31.447	31.010 +0.103	21.244	25.969 +0.017	1'49.670	1'49.790	17	0.120
18	28 B. RAY	GBR	Yamaha YZF R1	31.486 +0.055	30.962	21.246 +0.057	26.037	1'49.731	1'49.843	19	0.112
19	47 A. BASSANI	ITA	Kawasaki ZX-10RR	31.459	31.055	21.395	25.903	1'49.812	1'49.812	18	
20	5 P. OETTL	GER	Yamaha YZF R1	31.608	31.084	21.534	25.997 +0.303	1'50.223	1'50.526	20	0.303
21	95 T. MACKENZIE	GBR	Honda CBR1000 RR-R	31.823	31.464	21.468	26.429 +0.111	1'51.184	1'51.295	21	0.111
22	17 M. FRITZ	GER	Yamaha YZF R1	32.122	31.725	22.040	26.386 +0.382	1'52.273	1'52.655	22	0.382
	27 A. NORRODIN	MAS	Honda CBR1000 RR-R								
Overall Ideal Time				31.103	30.616	20.999	25.403	1'48.121			

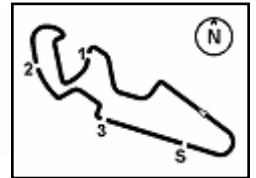
28/09/2024

These data/results cannot be reproduced, stored and/or transmitted in whole or in part by any manner of electronic, mechanical, photocopying, recording, broadcasting or otherwise now known or herein after developed without the previous express consent by the copyright owner, except for reproduction in daily press and regular printed publications on sale to the public within 60 days of the event related to those data/results and always provided that copyright symbol appears together as follows below.

© DORNA WSBK ORGANIZATION Srl 2024

FIGR PERUGIA TIMING





Tissot Aragon Round, 27-29 September 2024

Chronological Analysis Free Practice 3rd Session

1 / 3

1° 1 A. BAUTISTA [1'48.332]							
Lap	Seg1	Seg2	Seg3	Seg4	Lap Time	km/h	Local Time
1		32.898	22.824	26.640		317,6	
2	32.260	31.302	21.796	26.094	1'51.452	319,5	9:03'54.662
3	31.643	30.972	21.332	25.940	1'49.887	318,6	9:05'44.549
4	31.607	31.013	21.370	25.725	1'49.715	319,5	9:07'34.264
5	31.345	30.996	21.306	32.105	1'55.752P	319,5	9:09'30.016
6	13'02.025	31.452	21.549	25.908	14'20.934P	319,5	9:23'50.950
7	31.123	30.707	21.099	25.403	1'48.332	325,3	9:25'39.282
8	31.186	30.785	21.387	25.559	1'48.917	322,4	9:27'28.199
9	31.262	30.986	21.233	25.672	1'49.153	321,4	9:29'17.352

9	31.478	30.793	21.339	25.911	1'49.521	315,8	9:26'22.024
10	31.436	30.912	21.208	25.950	1'49.506	314,9	9:28'11.530
11	31.391	30.896	21.225	26.217	1'49.729	314,0	9:30'01.259

6° 29 A. IANNONE [1'48.966]							
Lap	Seg1	Seg2	Seg3	Seg4	Lap Time	km/h	Local Time
1			34.151	23.255	27.227	315,8	
2	32.716	32.408	22.944	29.266	1'57.334	252,9	9:04'28.767
3	31.618	31.280	21.684	25.793	1'50.375	321,4	9:06'19.142
4	31.391	30.809	21.377	25.887	1'49.464	321,4	9:08'08.606
5	31.235	30.817	21.263	25.651	1'48.966	321,4	9:09'57.572
6	32.698	31.381					

2° 11 N. BULEGA [1'48.518]							
Lap	Seg1	Seg2	Seg3	Seg4	Lap Time	km/h	Local Time
1		33.748	22.083	26.287		315,8	
2	31.961	31.335	21.440	25.989	1'50.725	316,7	9:04'40.453
3	31.710	30.975	21.100	26.460	1'50.245	317,6	9:06'30.698
4	31.335	31.378	21.136	25.681	1'49.530	320,5	9:08'20.228
5	31.453	30.817	21.217	25.746	1'49.233	318,6	9:10'09.461
6	31.326	30.864	21.335	25.802	1'49.327C	318,6	9:11'58.788
7	31.528	31.260	21.709	40.848	2'05.345CP	226,4	9:14'04.133
8	8'57.675	35.420	22.300	25.886	10'21.281P	319,5	9:24'25.414
9	31.282	30.621	21.210	25.579	1'48.692	321,4	9:26'14.106
10	31.227	30.810	21.229	25.674	1'48.940	320,5	9:28'03.046
11	31.103	30.663	21.140	25.612	1'48.518	321,4	9:29'51.564

7° 31 G. GERLOFF [1'48.994]							
Lap	Seg1	Seg2	Seg3	Seg4	Lap Time	km/h	Local Time
1		32.475	22.987	26.416		316,7	
2	32.198	31.691	21.780	26.175	1'51.844	323,4	9:03'55.610
3	44.313	31.555	21.457	26.122	2'03.447	322,4	9:05'59.057
4	32.011	31.256	21.329	31.765	1'56.361P	320,5	9:07'55.418
5	2'50.807	32.399	22.117	25.946	4'11.269CP	319,5	9:12'06.687
6	31.311	30.931	21.814	36.782	2'00.838CP	237,9	9:14'07.525
7	8'23.062	31.801	21.563	25.955	9'42.381P	319,5	9:23'49.906
8	31.205	30.934	21.131	25.724	1'48.994	320,5	9:25'38.900
9	31.273	31.040	21.263	28.657	1'52.233	229,8	9:27'31.133
10	31.523	31.429	21.528	26.181	1'50.661	322,4	9:29'21.794

3° 54 T. RAZGATLIOGLU [1'48.774]							
Lap	Seg1	Seg2	Seg3	Seg4	Lap Time	km/h	Local Time
1		31.697	21.621	26.204		318,6	
2	32.125	31.555	21.284	26.048	1'51.012	320,5	9:03'57.357
3	31.527	30.895	21.130	25.861	1'49.413	320,5	9:05'46.770
4	31.453	30.804	21.293	32.063	1'55.613P	323,4	9:07'42.383
5	4'38.649	32.284	21.851	37.958	6'10.742CP	222,2	9:13'53.125
6	8'49.749	32.163	22.088	26.165	10'10.165P	316,7	9:24'03.290
7	31.381	30.632	21.195	25.844	1'49.052	320,5	9:25'52.342
8	31.190	30.616	21.198	25.770	1'48.774	324,3	9:27'41.116
9	31.777	30.788	21.234	25.960	1'49.759	322,4	9:29'30.875

8° 55 A. LOCATELLI [1'49.145]							
Lap	Seg1	Seg2	Seg3	Seg4	Lap Time	km/h	Local Time
1		32.494	23.728	27.288		292,7	
2	32.101	31.242	21.618	26.213	1'51.174	316,7	9:04'03.122
3	32.634	31.227	21.392	26.177	1'51.430	315,8	9:05'54.552
4	31.399	30.999	21.243	25.948	1'49.589	314,9	9:07'44.141
5	31.340	31.054	21.244	25.945	1'49.583	317,6	9:09'33.724
6	31.523	31.095	21.509	32.588	1'56.715P	310,3	9:11'30.439
7	11'13.115	31.669	22.297	26.253	12'33.334P	317,6	9:24'03.773
8	31.478	30.979	21.326	25.845	1'49.628	317,6	9:25'53.401
9	31.308	30.717	21.218	25.902	1'49.145	318,6	9:27'42.546
10	31.488	30.923	21.291	25.971	1'49.673	317,6	9:29'32.219

4° 7 I. LECUONA [1'48.922]							
Lap	Seg1	Seg2	Seg3	Seg4	Lap Time	km/h	Local Time
1		32.226	22.010	26.370		314,0	
2	32.124	31.155	21.672	26.216	1'51.167	313,0	9:04'02.852
3	31.701	31.373	21.660	26.147	1'50.881	313,0	9:05'53.733
4	31.467	30.952	21.170	26.009	1'49.598	314,0	9:07'43.331
5	31.275	30.978	21.310	25.942	1'49.505	315,8	9:09'32.836
6	31.423	31.179	21.918	33.454	1'57.974P	311,2	9:11'30.810
7	1'18.332	31.480	23.928	36.225	2'49.965CP	285,0	9:14'20.775
8	8'11.823	31.301	21.545	26.073	9'30.742P	317,6	9:23'51.517
9	31.143	30.774	21.135	25.870	1'48.922	321,4	9:25'40.439
10	31.167	30.886	20.999	26.062	1'49.114	315,8	9:27'29.553
11	31.233	30.925	21.087	26.069	1'49.314	314,0	9:29'18.867

9° 97 X. VIERGE [1'49.174]							
Lap	Seg1	Seg2	Seg3	Seg4	Lap Time	km/h	Local Time
1		32.541	21.937	26.279		319,5	
2	32.212	31.864	21.898	26.066	1'52.040	321,4	9:03'56.412
3	31.518	31.113	21.153	25.902	1'49.686	318,6	9:05'46.098
4	31.489	31.062	21.350	32.446	1'56.347P	318,6	9:07'42.445
5	4'43.476	31.542	21.436	35.290	6'11.744CP	291,9	9:13'54.189
6	8'47.833	32.565	21.915	27.916	10'10.229P	301,7	9:24'04.418
7	31.358	30.796	21.236	25.784	1'49.174	326,3	9:25'53.592
8	31.498	30.887	21.118	25.997	1'49.500	326,3	9:27'43.092
9	31.450	31.174	21.308	26.097	1'50.029	322,4	9:29'33.121

5° 22 A. LOWES [1'48.927]							
Lap	Seg1	Seg2	Seg3	Seg4	Lap Time	km/h	Local Time
1		33.476	23.169	26.599		312,1	
2	31.601	31.203	21.584	26.065	1'50.453	313,0	9:04'27.935
3	31.614	31.003	21.281	25.885	1'49.783	316,7	9:06'17.718
4	36.680	31.353	21.872	33.616	2'03.521P	310,3	9:08'21.239
5	1'23.428	31.610	21.684	26.465	2'43.187P	305,1	9:11'04.426
6	31.199	30.697	21.163	25.868	1'48.927	312,1	9:12'53.353
7	31.349	32.603	23.783	37.002	2'04.737CP	271,4	9:14'58.090
8	8'13.875	32.335	21.921	26.282	9'34.413P	314,0	9:24'32.503

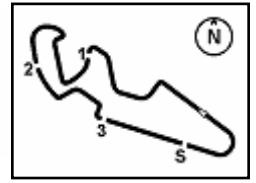
10° 14 S. LOWES [1'49.218]							
Lap	Seg1	Seg2	Seg3	Seg4	Lap Time	km/h	Local Time
1		33.625	23.133	26.617		313,0	
2	31.661	31.246	21.619	26.143	1'50.669	313,0	9:04'26.959
3	32.028	31.222	21.359	26.031	1'50.640	313,0	9:06'17.599
4	31.284	30.873	21.282	25.982	1'49.421	314,9	9:08'07.020
5	31.296	30.815	21.269	25.838	1'49.218	315,8	9:09'56.238
6	31.286	31.017	21.232	26.128	1'49.663	313,0	9:11'45.901
7	31.508	30.840	21.206	41.814	2'05.368CP	282,7	9:13'51.269
8	9'20.544	32.413	22.369	26.308	10'41.634P	317,6	9:24'32.903
9	31.503	31.023	21.286	25.717	1'49.529	321,4	9:26'22.432

28/09/2024

P = Pits In/Out - C = Lap Time Cancelled

These data/results cannot be reproduced, stored and/or transmitted in whole or in part by any manner of electronic, mechanical, photocopying, recording, broadcasting or otherwise now known or herein after developed without the previous express consent by the copyright owner, except for reproduction in daily press and regular printed publications on sale to the public within 60 days of the event related to those data/results and always provided that copyright symbol appears together as follows below.

© DORNA WSBK ORGANIZATION Srl 2024



Tissot Aragon Round, 27-29 September 2024

Chronological Analysis Free Practice 3rd Session

10	31.438	31.128	21.206	25.897	1'49.669	317,6	9:28'12.101	10	31.378	30.925	21.276	26.034	1'49.613	317,6	9:27'47.639
11	31.471	31.041	21.286	25.902	1'49.700	319,5	9:30'01.801	11	32.052	31.791	22.028	26.570	1'52.441	315,8	9:29'40.080

11° 60 M. VAN DER MARK [1'49.314]							
Lap	Seg1	Seg2	Seg3	Seg4	Lap Time	km/h	Local Time
1		33.587	22.947	26.614		314,9	
2	32.287	31.780	21.397	25.917	1'51.381	319,5	9:03'54.728
3	31.728	31.081	21.331	25.864	1'50.004	316,7	9:05'44.732
4	31.629	31.115	21.293	25.931	1'49.968	318,6	9:07'34.700
5	31.370	30.887	21.207	25.850	1'49.314	318,6	9:09'24.014
6	31.681	32.930	21.474	26.164	1'52.249	313,0	9:11'16.263
7	31.544	31.077	22.451			256,5	

16° 45 S. REDDING [1'49.651]							
Lap	Seg1	Seg2	Seg3	Seg4	Lap Time	km/h	Local Time
1		32.329	22.866	26.342		316,7	
2	32.200	31.706	21.929	25.874	1'51.709	323,4	9:03'55.586
3	34.663	32.455	21.696	26.180	1'54.994	318,6	9:05'50.580
4	31.790	31.072	21.430	26.081	1'50.373	319,5	9:07'40.953
5	31.585	31.006	21.512	26.105	1'50.208	316,7	9:09'31.161
6	37.755	33.653	23.073	32.154	2'06.635P	313,0	9:11'37.796
7	11'00.118	32.228	22.015	26.069	12'20.430P	317,6	9:23'58.226
8	31.578	30.924	21.267	26.036	1'49.805	322,4	9:25'48.031
9	31.469	31.005	21.758	26.790	1'51.022	252,3	9:27'39.053
10	31.501	30.846	21.427	25.877	1'49.651	323,4	9:29'28.704

12° 53 T. RABAT [1'49.364]							
Lap	Seg1	Seg2	Seg3	Seg4	Lap Time	km/h	Local Time
1		32.732	24.471	33.219		199,3	
2	32.893	31.754	21.889	26.134	1'52.670	320,5	9:03'58.760
3	31.892	31.296	21.779	26.240	1'51.207	316,7	9:05'49.967
4	31.810	31.048	21.374	26.048	1'50.280	316,7	9:07'40.247
5	31.545	31.045	21.886	34.129	1'58.605P	260,2	9:09'38.852
6	3'08.569	33.072	24.852	41.337	4'47.830CP	209,3	9:14'26.682
7	8'04.311	31.647	21.725	25.894	9'23.577P	317,6	9:23'50.259
8	31.626	31.286	21.258	26.185	1'50.355	321,4	9:25'40.614
9	31.391	30.865	21.292	25.816	1'49.364	320,5	9:27'29.978
10	31.497	30.859	21.329	25.889	1'49.574	317,6	9:29'19.552

17° 87 R. GARDNER [1'49.790]							
Lap	Seg1	Seg2	Seg3	Seg4	Lap Time	km/h	Local Time
1		36.631	23.515	27.629		295,1	
2	32.116	31.171	21.912	26.657	1'51.856	311,2	9:04'13.185
3	31.552	31.010	21.467	26.010	1'50.039	314,0	9:06'03.224
4	31.528	31.195	21.395	25.969	1'50.087	315,8	9:07'53.311
5	31.579	31.263	21.277	26.172	1'50.291	314,9	9:09'43.602
6	31.704	31.423	21.545	26.448	1'51.120	315,8	9:11'34.722
7	31.937	35.964	24.694	40.621	2'13.216CP	210,1	9:13'47.938
8	8'45.661	31.901	22.002	26.992	10'06.556P	306,8	9:23'54.494
9	31.817	31.127	21.325	27.644	1'51.913	277,6	9:25'46.407
10	31.459	32.238	21.645	26.109	1'51.451	312,1	9:27'37.858
11	31.447	31.113	21.244	25.986	1'49.790	314,0	9:29'27.648

13° 65 J. REA [1'49.383]							
Lap	Seg1	Seg2	Seg3	Seg4	Lap Time	km/h	Local Time
1		32.387	24.971	27.012		311,2	
2	32.135	31.750	23.389	26.674	1'53.948	312,1	9:03'58.126
3	31.785	31.074	21.353	26.306	1'50.518	311,2	9:05'48.644
4	31.670	30.977	21.207	26.285	1'50.139	310,3	9:07'38.783
5	31.827	31.129	23.988	31.629	1'58.573P	308,6	9:09'37.356
6	13'01.223	32.422	21.794	26.142	14'21.581P	314,0	9:23'58.937
7	31.528	30.738	21.305	25.812	1'49.383	317,6	9:25'48.320
8	32.557	32.270	21.898	26.297	1'53.022	312,1	9:27'41.342
9	31.799	30.897	21.211	26.046	1'49.953	315,8	9:29'31.295

18° 47 A. BASSANI [1'49.812]							
Lap	Seg1	Seg2	Seg3	Seg4	Lap Time	km/h	Local Time
1		32.462	22.509	26.274		307,7	
2	32.331	31.303	21.624	26.056	1'51.314	318,6	9:04'11.746
3	31.593	31.269	21.557	26.190	1'50.609	317,6	9:06'02.355
4	31.672	31.101	21.483	25.945	1'50.201	318,6	9:07'52.556
5	31.459	31.055	21.395	25.903	1'49.812	320,5	9:09'42.368
6	32.401	31.658	21.551	26.140	1'51.750	314,9	9:11'34.118
7	31.501	31.084	21.482	41.551	2'05.618CP	237,9	9:13'39.736
8	9'24.734	32.607	22.270	26.621	10'46.232P	311,2	9:24'25.968
9	31.762	31.112	21.675	26.237	1'50.786	318,6	9:26'16.754
10	39.958	32.098	21.853	26.294	2'00.203	316,7	9:28'16.957
11	31.942	31.293	21.703	26.478	1'51.416	315,8	9:30'08.373

14° 9 D. PETRUCCI [1'49.419]							
Lap	Seg1	Seg2	Seg3	Seg4	Lap Time	km/h	Local Time
1		32.522	22.415	26.250		313,0	
2	32.394	30.970	21.380	25.799	1'50.543	316,7	9:04'10.648
3	31.730	30.865	21.386	25.773	1'49.754	319,5	9:06'00.402
4	31.487	31.133	21.273	25.861	1'49.754	320,5	9:07'50.156
5	31.407	30.871	21.324	25.817	1'49.419	317,6	9:09'39.575
6	31.477	30.909	21.390	25.898	1'49.674	316,7	9:11'29.249
7	34.040	32.325	22.736	42.381	2'11.482CP	194,6	9:13'40.731
8	8'55.209	31.472	21.643	25.937	10'14.261P	321,4	9:23'54.992
9	31.933	31.222	21.632	26.023	1'50.810	316,7	9:25'45.802
10	31.941	36.087	24.837	32.703	2'05.568P	319,5	9:27'51.370

19° 28 B. RAY [1'49.843]							
Lap	Seg1	Seg2	Seg3	Seg4	Lap Time	km/h	Local Time
1		33.033	22.647	27.123		307,7	
2	32.382	31.866	22.255	26.496	1'52.999	314,9	9:04'03.636
3	32.383	31.487	21.630	26.340	1'51.840	311,2	9:05'55.476
4	31.810	31.222	21.540	26.350	1'50.922	311,2	9:07'46.398
5	34.883	37.213	22.010	26.298	2'00.404	310,3	9:09'46.802
6	32.341	31.991	22.055	32.935	1'59.322P	307,7	9:11'46.124
7	11'20.196	32.362	22.407	26.373	12'41.338P	311,2	9:24'27.462
8	31.541	30.962	21.303	26.037	1'49.843	314,0	9:26'17.305
9	31.901	31.742	21.963	26.454	1'52.060	308,6	9:28'09.365
10	31.486	30.963	21.246	26.172	1'49.867	308,6	9:29'59.232

15° 21 M. RINALDI [1'49.613]							
Lap	Seg1	Seg2	Seg3	Seg4	Lap Time	km/h	Local Time
1		32.863	22.689	26.670		313,0	
2	31.924	31.567	21.953	26.367	1'51.811	314,0	9:04'15.867
3	31.804	31.221	21.518	26.284	1'50.827	313,0	9:06'06.694
4	31.712	31.132	21.472	26.084	1'50.400	314,0	9:07'57.094
5	31.490	31.014	21.311	26.152	1'49.967	317,6	9:09'47.061
6	31.576	31.305	21.364	26.226	1'50.471	313,0	9:11'37.532
7	31.624	31.272	21.528	42.599	2'07.023CP	180,0	9:13'44.555
8	9'03.932	31.592	21.641	26.463	10'23.628P	314,0	9:24'08.183
9	31.538	30.959	21.364	25.982	1'49.843	314,9	9:25'58.026

20° 5 P. OETTL [1'50.526]							
Lap	Seg1	Seg2	Seg3	Seg4	Lap Time	km/h	Local Time
1		32.488	23.946	32.239		274,8	
2	32.650	32.346	21.718	26.239	1'52.953	314,0	9:03'58.469
3	40.182	31.784	21.761	26.484	2'00.211	309,5	9:05'58.680

28/09/2024 P = Pits In/Out - C = Lap Time Cancelled

These data/results cannot be reproduced, stored and/or transmitted in whole or in part by any manner of electronic, mechanical, photocopying, recording, broadcasting or otherwise now known or herein after developed without the previous express consent by the copyright owner, except for reproduction in daily press and regular printed publications on sale to the public within 60 days of the event related to those data/results and always provided that copyright symbol appears together as follows below.

© DORNA WSBK ORGANIZATION Srl 2024

Tissot Aragon Round, 27-29 September 2024

Chronological Analysis Free Practice 3rd Session

4	32.680	31.778	21.769	26.207	1'52.434	314,9	9:07'51.114
5	31.818	31.426	21.591	26.195	1'51.030	311,2	9:09'42.144
6	32.494	37.252	22.472	32.559	2'04.777P	308,6	9:11'46.921
7	10'47.153	32.025	21.996	26.784	12'07.958P	308,6	9:23'54.879
8	32.689	32.124	21.582	25.997	1'52.392	311,2	9:25'47.271
9	31.627	31.310	21.885	26.245	1'51.067	314,0	9:27'38.338
10	31.608	31.084	21.534	26.300	1'50.526	312,1	9:29'28.864

21° 95 T. MACKENZIE [1'51.295]							
Lap	Seg.1	Seg.2	Seg.3	Seg.4	Lap Time	km/h	Local Time
1		33.433	23.738	27.092		311,2	
2	33.083	32.102	22.186	26.608	1'53.979	314,0	9:04'01.740
3	32.303	31.732	22.144	26.521	1'52.700	314,9	9:05'54.440
4	46.253	33.026	22.313	34.542	2'16.134P	308,6	9:08'10.574
5	3'49.622	32.455	22.133	46.674	5'30.884CP	164,4	9:13'41.458
6	9'12.192	32.502	21.912	26.768	10'33.374P	313,0	9:24'14.832
7	32.076	31.596	21.597	26.478	1'51.747	314,0	9:26'06.579
8	31.823	31.464	21.468	26.540	1'51.295	313,0	9:27'57.874
9	31.988	31.472	21.651	26.429	1'51.540	312,1	9:29'49.414

22° 17 M. FRITZ [1'52.655]							
Lap	Seg.1	Seg.2	Seg.3	Seg.4	Lap Time	km/h	Local Time
1		34.257	23.800	27.554		308,6	
2	33.715	32.916	22.708	27.182	1'56.521	309,5	9:04'26.295
3	33.054	32.303	22.363	26.694	1'54.414	313,0	9:06'20.709
4	36.116	32.909	22.606	32.869	2'04.500P	311,2	9:08'25.209
5	3'25.462	32.855	22.940	27.129	4'48.386P	308,6	9:13'13.595
6	34.711	34.250	23.376	33.779	2'06.116CP	305,9	9:15'19.711
7	7'14.141	31.907	22.160	26.894	8'35.102P	307,7	9:23'54.813
8	32.647	32.161	22.047	26.386	1'53.241	314,9	9:25'48.054
9	32.122	31.725	22.040	26.768	1'52.655	314,0	9:27'40.709
10	32.710	34.631	23.197	27.159	1'57.697	312,1	9:29'38.406

28/09/2024

P = Pits In/Out - C = Lap Time Cancelled

These data/results cannot be reproduced, stored and/or transmitted in whole or in part by any manner of electronic, mechanical, photocopying, recording, broadcasting or otherwise now known or herein after developed without the previous express consent by the copyright owner, except for reproduction in daily press and regular printed publications on sale to the public within 60 days of the event related to those data/results and always provided that copyright symbol appears together as follows below.

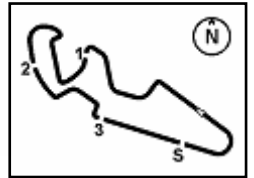
© DORNA WSBK ORGANIZATION Srl 2024

Tissot Aragon Round, 27-29 September 2024

Best Laps & Speeds

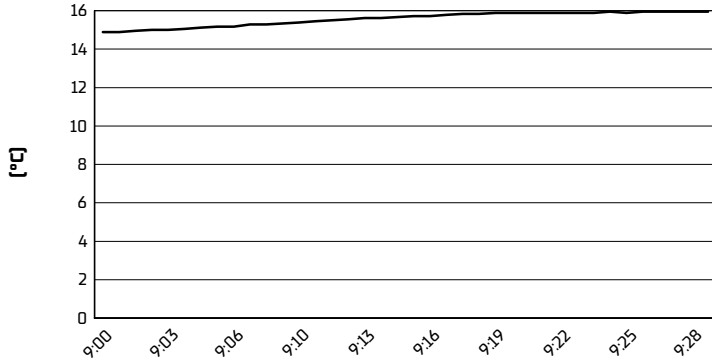
No.	Rider	Nat	Best Lap		FP1		FP2		FP3									
			LL	SPD	LL	SPD	LL	SPD	LL	SPD								
1	A. BAUTISTA Ducati Panigale V4R	ESP	1'48.332 44 325,3		1'49.673 18 323,4		1'49.262 18 325,3		1'48.332 8 325,3									
2	N. BULEGA Ducati Panigale V4R	ITA	1'48.518 48 325,3		1'49.981 17 319,5		1'49.153 21 325,3		1'48.518 10 321,4									
3	T. RAZGATLIOGLU BMW M 1000 RR	TUR	1'48.774 41 326,3		1'49.021 14 323,4		1'49.673 19 326,3		1'48.774 8 324,3									
4	I. LECUONA Honda CBR1000 RR-R	ESP	1'48.922 47 321,4		1'49.546 17 313,0		1'49.629 20 318,6		1'48.922 10 321,4									
5	A. LOWES Kawasaki ZX-10RR	GBR	1'48.927 51 318,6		1'50.200 18 314,9		1'49.699 23 318,6		1'48.927 10 316,7									
6	A. IANNONE Ducati Panigale V4R	ITA	1'48.966 40 325,3		1'49.844 17 325,3		1'49.542 19 321,4		1'48.966 4 321,4									
7	G. GERLOFF BMW M 1000 RR	USA	1'48.994 43 325,3		1'49.486 16 323,4		1'49.017 18 325,3		1'48.994 9 323,4									
8	A. LOCATELLI Yamaha YZF R1	ITA	1'49.145 45 318,6		1'49.983 16 317,6		1'50.023 20 317,6		1'49.145 9 318,6									
9	X. VIERGE Honda CBR1000 RR-R	ESP	1'49.174 32 326,3		1'49.493 18 322,4		1'51.280 6 323,4		1'49.174 8 326,3									
10	S. LOWES Ducati Panigale V4R	GBR	1'49.218 39 321,4		1'50.155 17 316,7		1'49.546 12 319,5		1'49.218 10 321,4									
11	D. PETRUCCI Ducati Panigale V4R	ITA	1'49.268 44 321,4		1'49.867 16 318,6		1'49.268 19 319,5		1'49.419 9 321,4									
12	M. VAN DER MARK BMW M 1000 RR	NED	1'49.314 41 321,4		1'50.352 15 320,5		1'49.552 21 321,4		1'49.314 5 319,5									
13	T. RABAT Kawasaki ZX-10RR	ESP	1'49.364 47 321,4		1'51.584 19 320,5		1'50.411 19 319,5		1'49.364 9 321,4									
14	J. REA Yamaha YZF R1	GBR	1'49.383 41 317,6		1'50.782 14 314,9		1'49.933 19 316,7		1'49.383 8 317,6									
15	M. RINALDI Ducati Panigale V4R	ITA	1'49.613 50 318,6		1'49.899 19 317,6		1'49.738 21 318,6		1'49.613 10 317,6									
16	S. REDDING BMW M 1000 RR	GBR	1'49.651 40 323,4		1'50.387 15 317,6		1'50.814 16 318,6		1'49.651 9 323,4									
17	R. GARDNER Yamaha YZF R1	AUS	1'49.685 46 317,6		1'50.812 16 315,8		1'49.685 20 317,6		1'49.790 10 315,8									
18	A. BASSANI Kawasaki ZX-10RR	ITA	1'49.812 45 321,4		1'49.970 16 317,6		1'50.290 19 321,4		1'49.812 10 320,5									
19	B. RAY Yamaha YZF R1	GBR	1'49.843 43 314,9		1'50.452 16 314,0		1'49.994 18 312,1		1'49.843 9 314,9									
20	P. OETTL Yamaha YZF R1	GER	1'50.526 47 317,6		1'52.084 19 313,0		1'51.465 19 317,6		1'50.526 9 314,9									
21	T. MACKENZIE Honda CBR1000 RR-R	GBR	1'51.295 32 317,6		1'52.307 14 313,0		1'51.879 10 317,6		1'51.295 8 314,9									
22	M. FRITZ Yamaha YZF R1	GER	1'52.496 46 315,8		1'52.521 19 315,8		1'52.496 18 314,9		1'52.655 9 314,9									
23	A. NORRODIN Honda CBR1000 RR-R	MAS	1'55.309 13 316,7		1'55.309 13 316,7													

28/09/2024
 These data/results cannot be reproduced, stored and/or transmitted in whole or in part by any manner of electronic, mechanical, photocopying, recording, broadcasting or otherwise now known or herein after developed without the previous express consent by the copyright owner, except for reproduction in daily press and regular printed publications on sale to the public within 60 days of the event related to those data/results and always provided that copyright symbol appears together as follows below.
 © DORNA WSBK ORGANIZATION Srl 2024

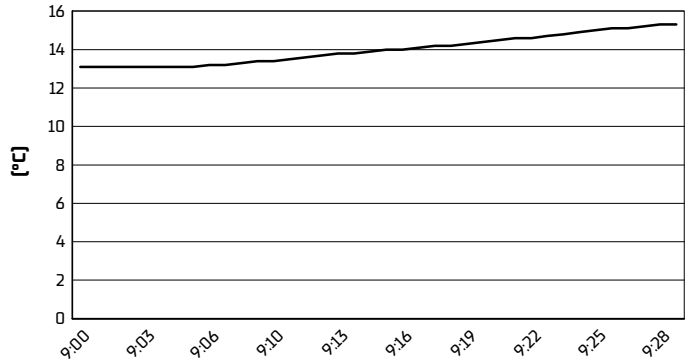


Tissot Aragon Round, 27-29 September 2024
Weather Report Free Practice 3rd Session
 Session started 09:00 - Session ended 9:30

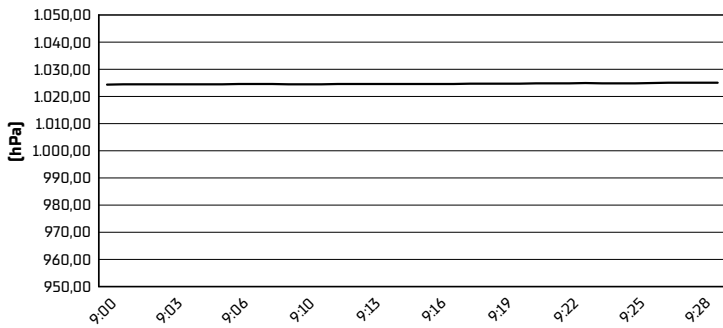
Air Temperature



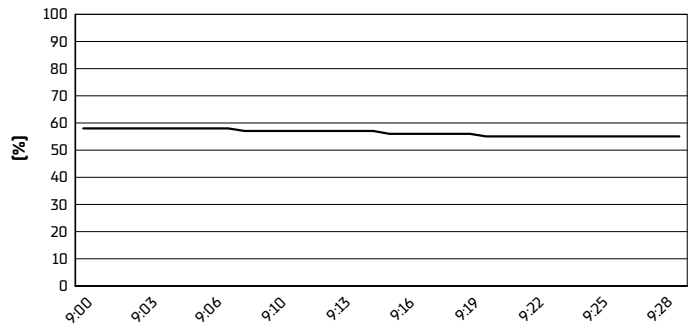
Track Temperature



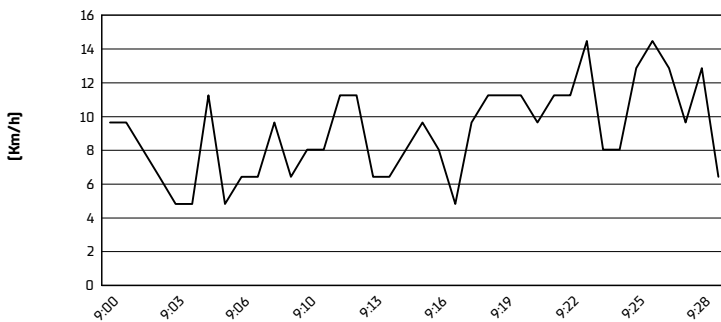
Air Pressure



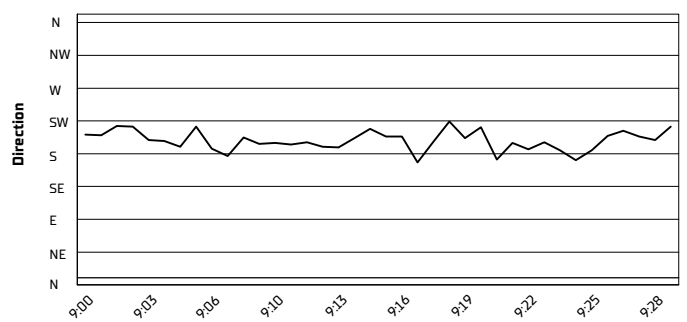
Humidity



Wind Speed



Wind Direction



28/09/2024

These data/results cannot be reproduced, stored and/or transmitted in whole or in part by any manner of electronic, mechanical, photocopying, recording, broadcasting or otherwise now known or herein after developed without the previous express consent by the copyright owner, except for reproduction in daily press and regular printed publications on sale to the public within 60 days of the event related to those data/results and always provided that copyright symbol appears together as follows below.

© DORNA WSBK ORGANIZATION Srl 2024