

Tissot Aragon Round, 27-29 September 2024

Results Warm Up

MotorLand Aragon 5.077 m

1 / 2

No.	Rider	Nat	Team	Bike	Class	Time	Gap	Rel.	Laps	Speed	
										Avg	Max
1	22 A. LOWES	GBR	Kawasaki Racing Team WorldSBK	Kawasaki ZX-10RR		1'49.124			5	167,490	312,1
2	1 A. BAUTISTA	ESP	Aruba.it Racing - Ducati	Ducati Panigale V4R		1'49.370	0.246	0.246	5	167,113	317,6
3	11 N. BULEGA	ITA	Aruba.it Racing - Ducati	Ducati Panigale V4R		1'49.526	0.402	0.156	4	166,875	313,0
4	21 M. RINALDI	ITA	Team Motocorsa Racing	Ducati Panigale V4R	IND	1'49.585	0.461	0.059	5	166,786	314,9
5	60 M. VAN DER MARK	NED	ROKIT BMW Motorrad WorldSBK Team	BMW M1000 RR		1'49.801	0.677	0.216	4	166,458	312,1
6	97 X. VIERGE	ESP	Team HRC	Honda CBR1000 RR-R		1'49.831	0.707	0.030	5	166,412	315,8
7	65 J. REA	GBR	Pata Prometeon Yamaha	Yamaha YZF R1		1'49.923	0.799	0.092	5	166,273	306,8
8	9 D. PETRUCCI	ITA	Barni Spark Racing Team	Ducati Panigale V4R	IND	1'49.995	0.871	0.072	5	166,164	310,3
9	45 S. REDDING	GBR	Bonovo Action BMW	BMW M1000 RR		1'50.026	0.902	0.031	5	166,117	315,8
10	31 G. GERLOFF	USA	Bonovo Action BMW	BMW M1000 RR		1'50.069	0.945	0.043	4	166,052	313,0
11	47 A. BASSANI	ITA	Kawasaki Racing Team WorldSBK	Kawasaki ZX-10RR		1'50.075	0.951	0.006	5	166,043	317,6
12	87 R. GARDNER	AUS	GYTR GRT Yamaha WorldSBK Team	Yamaha YZF R1		1'50.209	1.085	0.134	5	165,841	312,1
13	29 A. IANNONE	ITA	Team GoEleven	Ducati Panigale V4R	IND	1'50.237	1.113	0.028	5	165,799	319,5
14	14 S. LOWES	GBR	ELF Marc VDS Racing Team	Ducati Panigale V4R	IND	1'50.262	1.138	0.025	4	165,762	310,3
15	7 I. LECUONA	ESP	Team HRC	Honda CBR1000 RR-R		1'50.275	1.151	0.013	5	165,742	310,3
16	53 T. RABAT	ESP	Kawasaki Puccetti Racing	Kawasaki ZX-10RR	IND	1'50.418	1.294	0.143	5	165,527	315,8
17	28 B. RAY	GBR	Yamaha Motoxracing WorldSBK Team	Yamaha YZF R1	IND	1'51.105	1.981	0.687	5	164,504	309,5
18	5 P. OETTL	GER	GMT94 Yamaha	Yamaha YZF R1	IND	1'51.540	2.416	0.435	5	163,862	306,8
19	54 T. RAZGATLIOGLU	TUR	ROKIT BMW Motorrad WorldSBK Team	BMW M1000 RR		1'51.590	2.466	0.050	4	163,789	315,8
20	95 T. MACKENZIE	GBR	PETRONAS MIE Racing Honda	Honda CBR1000 RR-R	IND	1'52.254	3.130	0.664	5	162,820	311,2
21	55 A. LOCATELLI	ITA	Pata Prometeon Yamaha	Yamaha YZF R1		1'52.794	3.670	0.540	5	162,041	311,2
----- Out 105% in this Session -----											
22	17 M. FRITZ	GER	GYTR GRT Yamaha WorldSBK Team	Yamaha YZF R1					0		

Qualifying Lap Time (105% of 1'49.124): **1'54.581**

AIR	Humidity:	68%	Temp:	11°C
TRACK	Condition:	Dry	Temp:	12°C

Records	Pole	(SP)	2024 N.Bulega	1'47.840	169,480	Km/h
	Race	(SPRC)	2023 J.Rea	1'49.028	167,640	Km/h
	All Times	(SP)	2024 N.Bulega	1'47.840	169,480	Km/h

Start 09:00 End 09:12 The results are provisional until the end of the time limit for protests and appeals and the completion of the technical checks.

These data/results cannot be reproduced, stored and/or transmitted in whole or in part by any manner of electronic, mechanical, photocopying, recording, broadcasting or otherwise now known or herein after developed without the previous express consent by the copyright owner, except for reproduction in daily press and regular printed publications on sale to the public within 60 days of the event related to those data/results and always provided that copyright symbol appears together as follows below.

© DORNA WSBK ORGANIZATION Srl 2024

Tissot Aragon Round, 27-29 September 2024

Results Warm Up

Session Highlights

Local Time	No. Rider	Description
09.00.00		Start of Session
09.12.13		End of Session

Fastest Laps Sequence

No.	Rider	Nat	Team	Bike	Local Time	Time	Gap	Avg
9	D. PETRUCCI	ITA	Barni Spark Racing Team	Ducati Panigale V4R	09:03'53.286	1'53.357		161,236
65	J. REA	GBR	Pata Prometeon Yamaha	Yamaha YZF R1	09:03'57.292	1'50.826	-2.531	164,918
65	J. REA	GBR	Pata Prometeon Yamaha	Yamaha YZF R1	09:05'47.737	1'50.445	-0.381	165,487
1	A. BAUTISTA	ESP	Aruba.it Racing - Ducati	Ducati Panigale V4R	09:05'54.367	1'50.265	-0.180	165,757
97	X. VIERGE	ESP	Team HRC	Honda CBR1000 RR-R	09:05'56.074	1'50.217	-0.048	165,829
65	J. REA	GBR	Pata Prometeon Yamaha	Yamaha YZF R1	09:07'37.879	1'50.142	-0.075	165,942
22	A. LOWES	GBR	Kawasaki Racing Team WorldSBK	Kawasaki ZX-10RR	09:08'04.116	1'49.987	-0.155	166,176
11	N. BULEGA	ITA	Aruba.it Racing - Ducati	Ducati Panigale V4R	09:08'15.545	1'49.526	-0.461	166,875
1	A. BAUTISTA	ESP	Aruba.it Racing - Ducati	Ducati Panigale V4R	09:11'24.354	1'49.370	-0.156	167,113
22	A. LOWES	GBR	Kawasaki Racing Team WorldSBK	Kawasaki ZX-10RR	09:11'46.526	1'49.124	-0.246	167,490

29/09/2024 Start End The results are provisional until the end of the time limit for protests and appeals
 09:00 09:12 and the completion of the technical checks.

These data/results cannot be reproduced, stored and/or transmitted in whole or in part by any manner of electronic, mechanical, photocopying, recording, broadcasting or otherwise now known or herein after developed without the previous express consent by the copyright owner, except for reproduction in daily press and regular printed publications on sale to the public within 60 days of the event related to those data/results and always provided that copyright symbol appears together as follows below.

© DORNA WSBK ORGANIZATION Srl 2024

Tissot Aragon Round, 27-29 September 2024

Best Sectors & Speed Warm Up

BEST LAP				
1	22	A. LOWES	Kawasaki ZX-10RR	1'49.124
2	1	A. BAUTISTA	Ducati Panigale V4R	1'49.370
3	11	N. BULEGA	Ducati Panigale V4R	1'49.526
4	21	M. RINALDI	Ducati Panigale V4R	1'49.585
5	60	M. VAN DER MARK	BMW M 1000 RR	1'49.801
6	97	X. VIERGE	Honda CBR1000 RR-R	1'49.831
7	65	J. REA	Yamaha YZF R1	1'49.923
8	9	D. PETRUCCI	Ducati Panigale V4R	1'49.995
9	45	S. REDDING	BMW M 1000 RR	1'50.026
10	31	G. GERLOFF	BMW M 1000 RR	1'50.069
11	47	A. BASSANI	Kawasaki ZX-10RR	1'50.075
12	87	R. GARDNER	Yamaha YZF R1	1'50.209
13	29	A. IANNONE	Ducati Panigale V4R	1'50.237
14	14	S. LOWES	Ducati Panigale V4R	1'50.262
15	7	I. LECUONA	Honda CBR1000 RR-R	1'50.275
16	53	T. RABAT	Kawasaki ZX-10RR	1'50.418
17	28	B. RAY	Yamaha YZF R1	1'51.105
18	5	P. OETTL	Yamaha YZF R1	1'51.540
19	54	T. RAZGATLIOGLU	BMW M 1000 RR	1'51.590
20	95	T. MACKENZIE	Honda CBR1000 RR-R	1'52.254
21	55	A. LOCATELLI	Yamaha YZF R1	1'52.794
22	17	M. FRITZ	Yamaha YZF R1	

SPEED				
1	29	A. IANNONE	Ducati Panigale V4R	319,5
2	47	A. BASSANI	Kawasaki ZX-10RR	317,6
3	1	A. BAUTISTA	Ducati Panigale V4R	317,6
4	97	X. VIERGE	Honda CBR1000 RR-R	315,8
5	54	T. RAZGATLIOGLU	BMW M 1000 RR	315,8
6	53	T. RABAT	Kawasaki ZX-10RR	315,8
7	45	S. REDDING	BMW M 1000 RR	315,8
8	21	M. RINALDI	Ducati Panigale V4R	314,9
9	11	N. BULEGA	Ducati Panigale V4R	313,0
10	31	G. GERLOFF	BMW M 1000 RR	313,0
11	60	M. VAN DER MARK	BMW M 1000 RR	312,1
12	22	A. LOWES	Kawasaki ZX-10RR	312,1
13	87	R. GARDNER	Yamaha YZF R1	312,1
14	95	T. MACKENZIE	Honda CBR1000 RR-R	311,2
15	55	A. LOCATELLI	Yamaha YZF R1	311,2
16	9	D. PETRUCCI	Ducati Panigale V4R	310,3
17	7	I. LECUONA	Honda CBR1000 RR-R	310,3
18	14	S. LOWES	Ducati Panigale V4R	310,3
19	28	B. RAY	Yamaha YZF R1	309,5
20	5	P. OETTL	Yamaha YZF R1	306,8
21	65	J. REA	Yamaha YZF R1	306,8

SEG. 1			SEG. 2			SEG. 3			SEG. 4						
1	22	A. LOWES	31.151	1	22	A. LOWES	30.726	1	22	A. LOWES	21.154	1	11	N. BULEGA	25.706
2	21	M. RINALDI	31.415	2	1	A. BAUTISTA	30.888	2	7	I. LECUONA	21.178	2	29	A. IANNONE	25.729
3	11	N. BULEGA	31.432	3	65	J. REA	30.905	3	31	G. GERLOFF	21.183	3	1	A. BAUTISTA	25.735
4	97	X. VIERGE	31.437	4	45	S. REDDING	30.914	4	87	R. GARDNER	21.226	4	31	G. GERLOFF	25.865
5	1	A. BAUTISTA	31.442	5	21	M. RINALDI	30.975	5	21	M. RINALDI	21.244	5	47	A. BASSANI	25.871
6	65	J. REA	31.547	6	60	M. VAN DER MARK	30.985	6	65	J. REA	21.254	6	45	S. REDDING	25.897
7	31	G. GERLOFF	31.563	7	97	X. VIERGE	30.992	7	60	M. VAN DER MARK	21.265	7	21	M. RINALDI	25.907
8	9	D. PETRUCCI	31.616	8	11	N. BULEGA	31.077	8	11	N. BULEGA	21.281	8	53	T. RABAT	25.911
9	60	M. VAN DER MARK	31.616	9	47	A. BASSANI	31.085	9	1	A. BAUTISTA	21.305	9	9	D. PETRUCCI	25.921
10	7	I. LECUONA	31.623	10	9	D. PETRUCCI	31.093	10	14	S. LOWES	21.310	10	22	A. LOWES	25.923
11	45	S. REDDING	31.626	11	53	T. RABAT	31.104	11	9	D. PETRUCCI	21.322	11	60	M. VAN DER MARK	25.935
12	87	R. GARDNER	31.638	12	7	I. LECUONA	31.141	12	97	X. VIERGE	21.354	12	14	S. LOWES	25.960
13	14	S. LOWES	31.671	13	29	A. IANNONE	31.204	13	47	A. BASSANI	21.426	13	97	X. VIERGE	25.997
14	47	A. BASSANI	31.693	14	28	B. RAY	31.217	14	54	T. RAZGATLIOGLU	21.470	14	65	J. REA	26.046
15	29	A. IANNONE	31.738	15	31	G. GERLOFF	31.218	15	45	S. REDDING	21.500	15	7	I. LECUONA	26.062
16	28	B. RAY	31.767	16	87	R. GARDNER	31.229	16	53	T. RABAT	21.505	16	87	R. GARDNER	26.116
17	53	T. RABAT	31.898	17	14	S. LOWES	31.321	17	29	A. IANNONE	21.566	17	5	P. OETTL	26.178
18	95	T. MACKENZIE	32.063	18	5	P. OETTL	31.440	18	28	B. RAY	21.645	18	54	T. RAZGATLIOGLU	26.190
19	5	P. OETTL	32.085	19	54	T. RAZGATLIOGLU	31.445	19	5	P. OETTL	21.648	19	28	B. RAY	26.270
20	54	T. RAZGATLIOGLU	32.184	20	95	T. MACKENZIE	31.651	20	95	T. MACKENZIE	21.653	20	55	A. LOCATELLI	26.456
21	55	A. LOCATELLI	32.198	21	55	A. LOCATELLI	31.949	21	55	A. LOCATELLI	21.781	21	95	T. MACKENZIE	26.505

29/09/2024

These data/results cannot be reproduced, stored and/or transmitted in whole or in part by any manner of electronic, mechanical, photocopying, recording, broadcasting or otherwise now known or herein after developed without the previous express consent by the copyright owner, except for reproduction in daily press and regular printed publications on sale to the public within 60 days of the event related to those data/results and always provided that copyright symbol appears together as follows below.

© DORNA WSBK ORGANIZATION Srl 2024

Tissot Aragon Round, 27-29 September 2024

Ideal Times Warm Up

MotorLand Aragon 5.077 m

No.	Rider	Nat	Bike	Seg. 1	Seg. 2	Seg. 3	Seg. 4	Ideal Time		
				Diff. 1	Diff. 2	Diff. 3	Diff. 4	Best Lap	Pos.	Diff.
1	22 A. LOWES	GBR	Kawasaki ZX-10RR	31.151	30.726	21.154	25.923 +0.170	1'48.954 1'49.124	1	0.170
2	1 A. BAUTISTA	ESP	Ducati Panigale V4R	31.442	30.888	21.305	25.735	1'49.370 1'49.370	2	
3	11 N. BULEGA	ITA	Ducati Panigale V4R	31.432	31.077	21.281	25.706 +0.030	1'49.496 1'49.526	3	0.030
4	21 M. RINALDI	ITA	Ducati Panigale V4R	31.415	30.975	21.244	25.907 +0.044	1'49.541 1'49.585	4	0.044
5	65 J. REA	GBR	Yamaha YZF R1	31.547	30.905	21.254 +0.171	26.046	1'49.752 1'49.923	7	0.171
6	97 X. VIERGE	ESP	Honda CBR1000 RR-R	31.437	30.992	21.354 +0.045	25.997 +0.006	1'49.780 1'49.831	6	0.051
7	60 M. VAN DER MARK	NED	BMW M 1000 RR	31.616	30.985	21.265	25.935	1'49.801 1'49.801	5	
8	31 G. GERLOFF	USA	BMW M 1000 RR	31.563	31.218	21.183	25.865 +0.240	1'49.829 1'50.069	10	0.240
9	45 S. REDDING	GBR	BMW M 1000 RR	31.626	30.914	21.500 +0.002	25.897 +0.087	1'49.937 1'50.026	9	0.089
10	9 D. PETRUCCI	ITA	Ducati Panigale V4R	31.616	31.093 +0.043	21.322	25.921	1'49.952 1'49.995	8	0.043
11	7 I. LECUONA	ESP	Honda CBR1000 RR-R	31.623	31.141	21.178 +0.204	26.062 +0.067	1'50.004 1'50.275	15	0.271
12	47 A. BASSANI	ITA	Kawasaki ZX-10RR	31.693	31.085	21.426	25.871	1'50.075 1'50.075	11	
13	87 R. GARDNER	AUS	Yamaha YZF R1	31.638	31.229	21.226	26.116	1'50.209 1'50.209	12	
14	29 A. IANNONE	ITA	Ducati Panigale V4R	31.738	31.204	21.566	25.729	1'50.237 1'50.237	13	
15	14 S. LOWES	GBR	Ducati Panigale V4R	31.671	31.321	21.310	25.960	1'50.262 1'50.262	14	
16	53 T. RABAT	ESP	Kawasaki ZX-10RR	31.898	31.104	21.505	25.911	1'50.418 1'50.418	16	
17	28 B. RAY	GBR	Yamaha YZF R1	31.767 +0.125	31.217	21.645	26.270 +0.081	1'50.899 1'51.105	17	0.206
18	54 T. RAZGATLIOGLU	TUR	BMW M 1000 RR	32.184	31.445 +0.083	21.470 +0.092	26.190 +0.126	1'51.289 1'51.590	19	0.301
19	5 P. OETTL	GER	Yamaha YZF R1	32.085	31.440	21.648 +0.029	26.178 +0.160	1'51.351 1'51.540	18	0.189
20	95 T. MACKENZIE	GBR	Honda CBR1000 RR-R	32.063 +0.212	31.651 +0.007	21.653	26.505 +0.163	1'51.872 1'52.254	20	0.382
21	55 A. LOCATELLI	ITA	Yamaha YZF R1	32.198	31.949 +0.012	21.781 +0.235	26.456 +0.163	1'52.384 1'52.794	21	0.410
	17 M. FRITZ	GER	Yamaha YZF R1							
Overall Ideal Time				31.151	30.726	21.154	25.706	1'48.737		

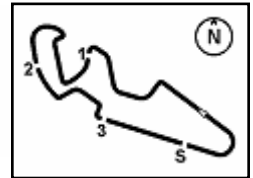
29/09/2024

These data/results cannot be reproduced, stored and/or transmitted in whole or in part by any manner of electronic, mechanical, photocopying, recording, broadcasting or otherwise now known or herein after developed without the previous express consent by the copyright owner, except for reproduction in daily press and regular printed publications on sale to the public within 60 days of the event related to those data/results and always provided that copyright symbol appears together as follows below.

© DORNA WSBK ORGANIZATION Srl 2024

FIGR PERUGIA TIMING





Tissot Aragon Round, 27-29 September 2024

Chronological Analysis Warm Up

1° 22 A. LOWES [1'49.124]								8° 9 D. PETRUCCI [1'49.995]							
Lap	Seg1	Seg2	Seg3	Seg4	Lap Time	km/h	Local Time	Lap	Seg1	Seg2	Seg3	Seg4	Lap Time	km/h	Local Time
1		33.516	22.891	26.579		305,1		1		32.963	22.539	26.228		310,3	
2	32.377	32.371	21.813	26.223	1'52.784	307,7	9:04'23.429	2	33.560	31.553	21.954	26.290	1'53.357	307,7	9:03'53.286
3	31.534	31.460	21.461	26.245	1'50.700	308,6	9:06'14.129	3	31.998	31.093	21.665	26.101	1'50.857	308,6	9:05'44.143
4	31.596	30.899	21.385	26.107	1'49.987	309,5	9:08'04.116	4	31.767	31.354	21.528	26.001	1'50.650	309,5	9:07'34.793
5	34.980	31.101	21.282	25.923	1'53.286	311,2	9:09'57.402	5	31.857	31.100	21.607	26.003	1'50.567	308,6	9:09'25.360
6	31.151	30.726	21.154	26.093	1'49.124	312,1	9:11'46.526	6	31.616	31.136	21.322	25.921	1'49.995	308,6	9:11'15.355

2° 1 A. BAUTISTA [1'49.370]								9° 45 S. REDDING [1'50.026]							
Lap	Seg1	Seg2	Seg3	Seg4	Lap Time	km/h	Local Time	Lap	Seg1	Seg2	Seg3	Seg4	Lap Time	km/h	Local Time
1		33.602	23.602	30.009		273,4		1		33.067	23.079	26.666		314,9	
2	36.722	31.762	22.146	26.079	1'56.709	317,6	9:04'04.102	2	38.888	31.888	21.942	26.158	1'58.876	314,0	9:04'03.583
3	31.830	31.241	21.409	25.785	1'50.265	317,6	9:05'54.367	3	37.411	31.920	21.821	26.014	1'57.166	313,0	9:06'00.749
4	31.759	31.440	21.603	25.969	1'50.771	315,8	9:07'45.138	4	31.803	31.137	21.500	26.024	1'50.464	314,9	9:07'51.213
5	31.550	31.011	21.519	25.766	1'49.846	316,7	9:09'34.984	5	31.626	30.914	21.502	25.984	1'50.026	314,9	9:09'41.239
6	31.442	30.888	21.305	25.735	1'49.370	317,6	9:11'24.354	6	31.678	31.141	21.634	25.897	1'50.350	315,8	9:11'31.589

3° 11 N. BULEGA [1'49.526]								10° 31 G. GERLOFF [1'50.069]							
Lap	Seg1	Seg2	Seg3	Seg4	Lap Time	km/h	Local Time	Lap	Seg1	Seg2	Seg3	Seg4	Lap Time	km/h	Local Time
1		32.884	22.122	26.327		311,2		1		32.693	23.009	26.989		312,1	
2	34.911	31.460	21.750	25.990	1'54.111	312,1	9:04'35.769	2	35.495	31.799	22.039	26.397	1'55.730	312,1	9:05'16.275
3	31.754	31.241	21.362	25.893	1'50.250	312,1	9:06'26.019	3	32.208	31.275	21.570	26.021	1'51.074	313,0	9:07'07.349
4	31.432	31.077	21.281	25.736	1'49.526	313,0	9:08'15.545	4	35.250	31.351	21.478	25.865	1'53.944	313,0	9:09'01.293
5	34.312	31.216	21.295	25.706	1'52.529	313,0	9:10'08.074	5	31.563	31.218	21.183	26.105	1'50.069	312,1	9:10'51.362

4° 21 M. RINALDI [1'49.585]								11° 47 A. BASSANI [1'50.075]							
Lap	Seg1	Seg2	Seg3	Seg4	Lap Time	km/h	Local Time	Lap	Seg1	Seg2	Seg3	Seg4	Lap Time	km/h	Local Time
1		32.612	22.123	27.524		310,3		1		33.144	23.501	26.880		317,6	
2	33.062	31.742	21.986	26.330	1'53.120	314,9	9:04'03.984	2	32.717	32.049	21.666	26.103	1'52.535	312,1	9:03'57.684
3	31.813	31.350	21.655	26.329	1'51.147	311,2	9:05'55.131	3	33.892	31.368	21.510	26.228	1'52.998	308,6	9:05'50.682
4	31.666	31.194	21.508	26.071	1'50.439	312,1	9:07'45.570	4	31.794	31.202	21.607	26.236	1'50.839	309,5	9:07'41.521
5	31.489	31.124	21.409	25.907	1'49.929	314,9	9:09'35.499	5	31.956	31.094	21.692	26.129	1'50.871	306,8	9:09'32.392
6	31.415	30.975	21.244	25.951	1'49.585	311,2	9:11'25.084	6	31.693	31.085	21.426	25.871	1'50.075	309,5	9:11'22.467

5° 60 M. VAN DER MARK [1'49.801]								12° 87 R. GARDNER [1'50.209]							
Lap	Seg1	Seg2	Seg3	Seg4	Lap Time	km/h	Local Time	Lap	Seg1	Seg2	Seg3	Seg4	Lap Time	km/h	Local Time
1		34.334	23.374	33.072		297,5		1		33.039	22.771	26.776		308,6	
2	2'40.623	32.208	21.913	26.307	4'01.051P	310,3	9:06'05.534	2	32.723	31.823	21.859	26.617	1'53.022	305,9	9:04'00.777
3	32.057	31.266	21.651	26.164	1'51.138	310,3	9:07'56.672	3	33.541	35.272	22.062	26.866	1'57.741	301,7	9:05'58.518
4	31.640	31.224	21.497	26.032	1'50.393	312,1	9:09'47.065	4	32.222	31.431	21.565	26.255	1'51.473	312,1	9:07'49.991
5	31.616	30.985	21.265	25.935	1'49.801	311,2	9:11'36.866	5	31.752	31.330	21.458	26.147	1'50.687	307,7	9:09'40.678
								6	31.638	31.229	21.226	26.116	1'50.209	309,5	9:11'30.887

6° 97 X. VIERGE [1'49.831]								13° 29 A. IANNONE [1'50.237]							
Lap	Seg1	Seg2	Seg3	Seg4	Lap Time	km/h	Local Time	Lap	Seg1	Seg2	Seg3	Seg4	Lap Time	km/h	Local Time
1		32.577	22.806	26.618		306,8		1		33.803	23.886	27.457		303,4	
2	41.823	31.647	21.354	25.997	2'00.821	315,8	9:04'05.857	2	43.083	33.980	22.666	26.879	2'06.608	313,0	9:04'11.050
3	31.690	31.072	21.361	26.094	1'50.217	315,8	9:05'56.074	3	33.073	33.400	22.215	25.991	1'54.679	319,5	9:06'05.729
4	39.140	32.117	21.698	29.922	2'02.877	282,0	9:07'58.951	4	32.985	31.535	21.794	25.864	1'52.178	314,9	9:07'57.907
5	32.048	31.827	21.474	26.047	1'51.396	314,0	9:09'50.347	5	31.738	31.204	21.566	25.729	1'50.237	316,7	9:09'48.144
6	31.437	30.992	21.399	26.003	1'49.831	312,1	9:11'40.178	6	33.496	40.164	25.357	27.315	2'06.332	309,5	9:11'54.476

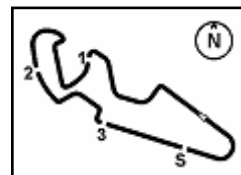
7° 65 J. REA [1'49.923]								14° 14 S. LOWES [1'50.262]							
Lap	Seg1	Seg2	Seg3	Seg4	Lap Time	km/h	Local Time	Lap	Seg1	Seg2	Seg3	Seg4	Lap Time	km/h	Local Time
1		34.252	23.556	26.479		306,8		1		32.890	24.281	26.575		306,8	
2	31.835	31.303	21.384	26.304	1'50.826	302,5	9:03'57.292	2	33.997	31.800	22.644	27.933	1'56.374	297,5	9:04'33.032
3	31.618	31.149	21.357	26.321	1'50.445	304,2	9:05'47.737	3	32.008	34.837	22.056	26.043	1'54.944	309,5	9:06'27.976
4	31.602	31.041	21.254	26.245	1'50.142	304,2	9:07'37.879	4	31.671	31.321	21.310	25.960	1'50.262	310,3	9:08'18.238
5	35.889	31.681	21.967	26.303	1'55.840	304,2	9:09'33.719	5	33.775	31.835	21.459	32.849	1'59.918P	309,5	9:10'18.156
6	31.547	30.905	21.425	26.046	1'49.923	305,9	9:11'23.642								

29/09/2024

P = Pits In/Out - C = Lap Time Cancelled

These data/results cannot be reproduced, stored and/or transmitted in whole or in part by any manner of electronic, mechanical, photocopying, recording, broadcasting or otherwise now known or herein after developed without the previous express consent by the copyright owner, except for reproduction in daily press and regular printed publications on sale to the public within 60 days of the event related to those data/results and always provided that copyright symbol appears together as follows below.

© DORNA WSBK ORGANIZATION Srl 2024



Tissot Aragon Round, 27-29 September 2024

Chronological Analysis Warm Up

15° 7 I. LECUONA [1'50.275]

Lap	Seg.1	Seg.2	Seg.3	Seg.4	Lap Time	km/h	Local Time
1		33.313	23.140	26.694		305,1	
2	34.425	31.902	21.986	26.422	1'54.735	305,9	9:04'21.845
3	32.606	32.388	21.857	26.231	1'53.082	310,3	9:06'14.927
4	31.817	31.248	21.507	26.286	1'50.858	309,5	9:08'05.785
5	31.623	31.141	21.382	26.129	1'50.275	308,6	9:09'56.060
6	33.441	31.378	21.178	26.062	1'52.059	309,5	9:11'48.119

16° 53 T. RABAT [1'50.418]

Lap	Seg.1	Seg.2	Seg.3	Seg.4	Lap Time	km/h	Local Time
1		33.736	23.639	27.082		312,1	
2	38.559	31.901	21.821	29.896	2'02.177	276,2	9:04'07.002
3	32.688	31.317	21.605	26.024	1'51.634	315,8	9:05'58.636
4	32.376	31.344	21.650	26.091	1'51.461	315,8	9:07'50.097
5	31.944	31.219	21.654	25.966	1'50.783	314,0	9:09'40.880
6	31.898	31.104	21.505	25.911	1'50.418	314,0	9:11'31.298

17° 28 B. RAY [1'51.105]

Lap	Seg.1	Seg.2	Seg.3	Seg.4	Lap Time	km/h	Local Time
1		33.590	23.646	27.090		309,5	
2	34.992	31.910	22.083	26.841	1'55.826	305,1	9:04'01.546
3	32.078	31.349	21.867	26.585	1'51.879	304,2	9:05'53.425
4	31.892	31.217	21.645	26.351	1'51.105	304,2	9:07'44.530
5	31.767	31.336	21.753	26.270	1'51.126	307,7	9:09'35.656
6	34.320	32.178	21.850	26.598	1'54.946	303,4	9:11'30.602

18° 5 P. DETTL [1'51.540]

Lap	Seg.1	Seg.2	Seg.3	Seg.4	Lap Time	km/h	Local Time
1		32.953	22.971	26.677		305,9	
2	33.237	32.599	21.800	26.386	1'54.022	304,2	9:04'01.960
3	32.085	31.440	21.677	26.338	1'51.540	306,8	9:05'53.500
4	32.460	31.505	21.831	26.484	1'52.280	305,1	9:07'45.780
5	38.361	32.159	21.696	26.178	1'58.394	302,5	9:09'44.174
6	32.147	31.942	21.648	26.265	1'52.002	303,4	9:11'36.176

19° 54 T. RAZGATLIOGLU [1'51.590]

Lap	Seg.1	Seg.2	Seg.3	Seg.4	Lap Time	km/h	Local Time
1		33.404	23.598	27.078		309,5	
2	38.175	31.856	21.984	29.966	2'01.981	202,2	9:04'06.592
3	32.550	31.445	21.470	26.190	1'51.655	315,8	9:05'58.247
4	32.184	31.528	21.562	26.316	1'51.590	314,9	9:07'49.837
5	33.973	31.908	23.399	32.542	2'01.822P	314,0	9:09'51.659

20° 95 T. MACKENZIE [1'52.254]

Lap	Seg.1	Seg.2	Seg.3	Seg.4	Lap Time	km/h	Local Time
1		32.664	22.789	26.716		309,5	
2	36.501	31.867	21.957	26.656	1'56.981	309,5	9:04'05.791
3	36.026	36.401	21.858	26.505	2'00.790	311,2	9:06'06.581
4	32.493	31.651	21.724	26.660	1'52.528	307,7	9:07'59.109
5	32.063	31.769	22.038	26.573	1'52.443	302,5	9:09'51.552
6	32.275	31.658	21.653	26.668	1'52.254	305,1	9:11'43.806

21° 55 A. LOCATELLI [1'52.794]

Lap	Seg.1	Seg.2	Seg.3	Seg.4	Lap Time	km/h	Local Time
1		32.996	23.402	28.902		290,3	
2	36.215	32.467	22.173	27.878	1'58.733	288,8	9:04'09.497
3	32.632	31.949	21.781	26.456	1'52.818	308,6	9:06'02.315
4	32.469	33.413	23.272	27.205	1'56.359	298,3	9:07'58.674
5	32.198	31.961	22.016	26.619	1'52.794	311,2	9:09'51.468
6	34.404	32.275	21.988	26.846	1'55.513	305,1	9:11'46.981

29/09/2024 P = Pits In/Out - C = Lap Time Cancelled

These data/results cannot be reproduced, stored and/or transmitted in whole or in part by any manner of electronic, mechanical, photocopying, recording, broadcasting or otherwise now known or herein after developed without the previous express consent by the copyright owner, except for reproduction in daily press and regular printed publications on sale to the public within 60 days of the event related to those data/results and always provided that copyright symbol appears together as follows below.

© DORNA WSBK ORGANIZATION Srl 2024

Tissot Aragon Round, 27-29 September 2024

Best Laps & Speeds

No.	Rider	Nat	Best Lap		FP1		FP2		FP3		SP		RC1		WUP	
			LL	SPD	LL	SPD	LL	SPD	LL	SPD	LL	SPD	LL	SPD	LL	SPD
1	11 N. BULEGA Ducati Panigale V4R	ITA	1'47.840 58 325,3		1'49.981 17 319,5		1'49.153 21 325,3		1'48.518 10 321,4		1'47.840 6 322,4				1'49.526 4 313,0	
2	29 A. IANNONE Ducati Panigale V4R	ITA	1'48.208 67 326,3		1'49.844 17 325,3		1'49.542 19 321,4		1'48.966 4 321,4		1'48.208 5 326,3	1'49.040 17 320,5			1'50.237 5 319,5	
3	1 A. BAUTISTA Ducati Panigale V4R	ESP	1'48.258 72 331,3		1'49.673 18 323,4		1'49.262 18 325,3		1'48.332 8 325,3		1'48.258 6 330,3	1'49.152 17 331,3			1'49.370 5 317,6	
4	9 D. PETRUCCI Ducati Panigale V4R	ITA	1'48.314 72 323,4		1'49.867 16 318,6		1'49.268 19 319,5		1'49.419 9 321,4		1'48.314 6 320,5	1'49.180 17 323,4			1'49.995 5 310,3	
5	54 T. RAZGATLIOGLU BMW M 1000 RR	TUR	1'48.331 67 331,3		1'49.021 14 323,4		1'49.673 19 326,3		1'48.774 8 324,3		1'48.331 5 324,3	1'49.274 17 331,3			1'51.590 4 315,8	
6	22 A. LOWES Kawasaki ZX-10RR	GBR	1'48.348 79 321,4		1'50.200 18 314,9		1'49.699 23 318,6		1'48.927 10 316,7		1'48.348 6 320,5	1'49.617 17 321,4			1'49.124 5 312,1	
7	55 A. LOCATELLI Yamaha YZF R1	ITA	1'48.357 72 324,3		1'49.983 16 317,6		1'50.023 20 317,6		1'49.145 9 318,6		1'48.357 5 321,4	1'49.605 17 324,3			1'52.794 5 311,2	
8	14 S. LOWES Ducati Panigale V4R	GBR	1'48.382 49 321,4		1'50.155 17 316,7		1'49.546 12 319,5		1'49.218 10 321,4		1'48.382 6 321,4				1'50.262 4 310,3	
9	7 I. LECUONA Honda CBR1000 RR-R	ESP	1'48.408 74 325,3		1'49.546 17 313,0		1'49.629 20 318,6		1'48.922 10 321,4		1'48.408 5 320,5	1'49.534 17 325,3			1'50.275 5 310,3	
10	31 G. GERLOFF BMW M 1000 RR	USA	1'48.655 70 330,3		1'49.486 16 323,4		1'49.017 18 325,3		1'48.994 9 323,4		1'48.655 6 323,4	1'49.135 17 330,3			1'50.069 4 313,0	
11	60 M. VAN DER MARK BMW M 1000 RR	NED	1'48.699 68 325,3		1'50.352 15 320,5		1'49.552 21 321,4		1'49.314 5 319,5		1'48.699 6 325,3	1'49.824 17 323,4			1'49.801 4 312,1	
12	97 X. VIERGE Honda CBR1000 RR-R	ESP	1'48.747 59 328,3		1'49.493 18 322,4		1'51.280 6 323,4		1'49.174 8 326,3		1'48.747 5 325,3	1'49.647 17 328,3			1'49.831 5 315,8	
13	65 J. REA Yamaha YZF R1	GBR	1'48.900 68 319,5		1'50.782 14 314,9		1'49.933 19 316,7		1'49.383 8 317,6		1'48.900 5 316,7	1'49.849 17 319,5			1'49.923 5 306,8	
14	45 S. REDDING BMW M 1000 RR	GBR	1'48.951 67 326,3		1'50.387 15 317,6		1'50.814 16 318,6		1'49.651 9 323,4		1'48.951 5 324,3	1'49.639 17 326,3			1'50.026 5 315,8	
15	87 R. GARDNER Yamaha YZF R1	AUS	1'49.038 74 322,4		1'50.812 16 315,8		1'49.685 20 317,6		1'49.790 10 315,8		1'49.038 6 318,6	1'49.691 17 322,4			1'50.209 5 312,1	
16	47 A. BASSANI Kawasaki ZX-10RR	ITA	1'49.053 72 327,3		1'49.970 16 317,6		1'50.290 19 321,4		1'49.812 10 320,5		1'49.053 5 320,5	1'49.798 17 327,3			1'50.075 5 317,6	
17	28 B. RAY Yamaha YZF R1	GBR	1'49.095 71 318,6		1'50.452 16 314,0		1'49.994 18 312,1		1'49.843 9 314,9		1'49.095 6 313,0	1'50.208 17 318,6			1'51.105 5 309,5	
18	21 M. RINALDI Ducati Panigale V4R	ITA	1'49.102 79 320,5		1'49.899 19 317,6		1'49.738 21 318,6		1'49.613 10 317,6		1'49.102 7 319,5	1'49.855 17 320,5			1'49.585 5 314,9	
19	53 T. RABAT Kawasaki ZX-10RR	ESP	1'49.201 68 325,3		1'51.584 19 320,5		1'50.411 19 319,5		1'49.364 9 321,4		1'49.201 6 321,4	1'50.153 10 325,3			1'50.418 5 315,8	
20	5 P. OETTL Yamaha YZF R1	GER	1'49.975 75 317,6		1'52.084 19 313,0		1'51.465 19 317,6		1'50.526 9 314,9		1'49.975 6 314,0	1'50.678 17 315,8			1'51.540 5 306,8	
21	95 T. MACKENZIE Honda CBR1000 RR-R	GBR	1'50.591 60 320,5		1'52.307 14 313,0		1'51.879 10 317,6		1'51.295 8 314,9		1'50.591 6 316,7	1'51.088 17 320,5			1'52.254 5 311,2	
22	17 M. FRITZ Yamaha YZF R1	GER	1'51.794 57 315,8		1'52.521 19 315,8		1'52.496 18 314,9		1'52.655 9 314,9		1'51.794 6 315,8	1'53.533 5 315,8				
23	27 A. NORRODIN Honda CBR1000 RR-R	MAS	1'55.309 13 316,7		1'55.309 13 316,7											

29/09/2024

These data/results cannot be reproduced, stored and/or transmitted in whole or in part by any manner of electronic, mechanical, photocopying, recording, broadcasting or otherwise now known or herein after developed without the previous express consent by the copyright owner, except for reproduction in daily press and regular printed publications on sale to the public within 60 days of the event related to those data/results and always provided that copyright symbol appears together as follows below.

© DORNA WSBK ORGANIZATION Srl 2024

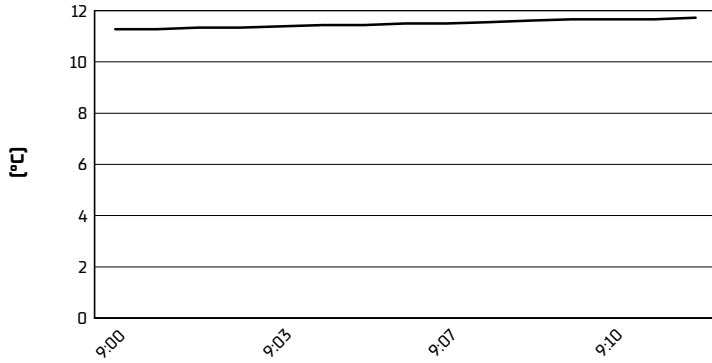
FICR PERUGIA TIMING



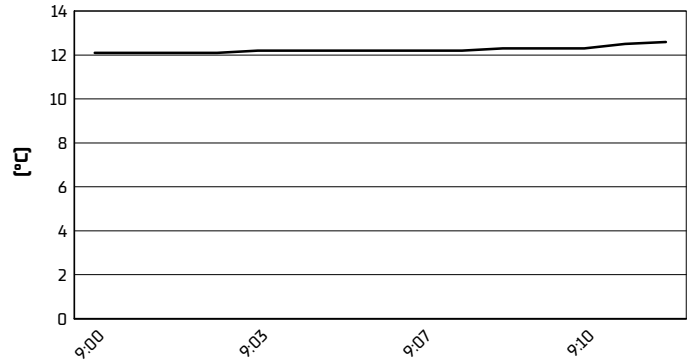
Tissot Aragon Round, 27-29 September 2024
Weather Report Warm Up

Session started 09:00 - Session ended 9:12

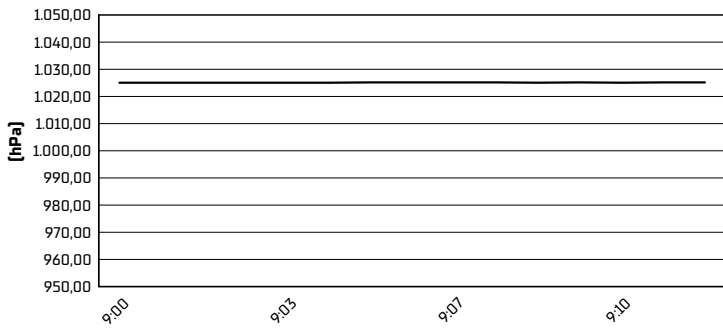
Air Temperature



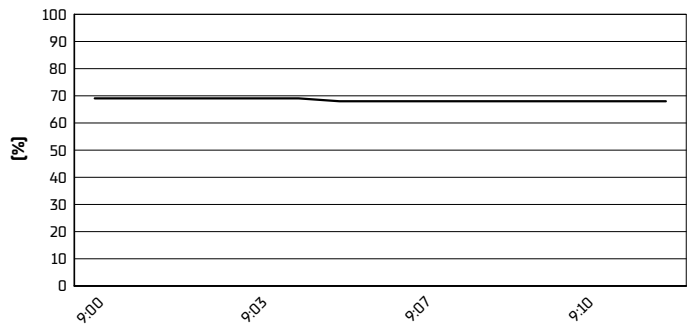
Track Temperature



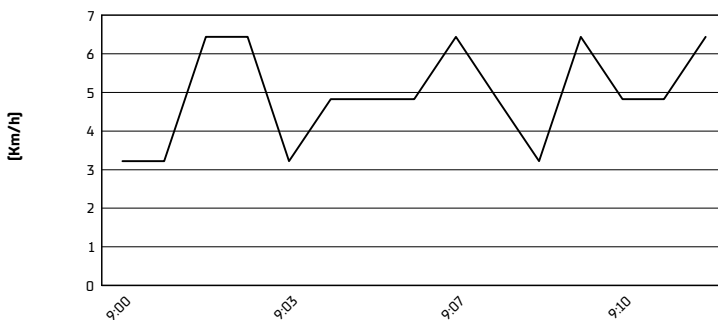
Air Pressure



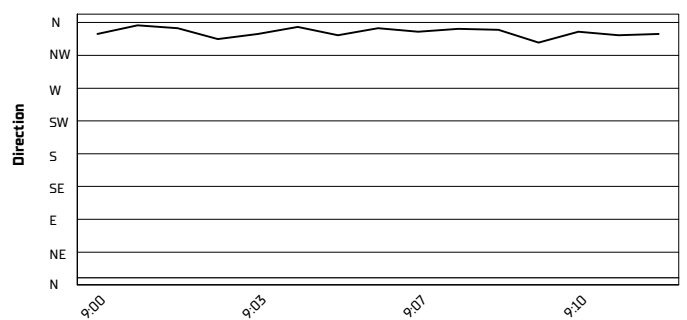
Humidity



Wind Speed



Wind Direction



29/09/2024

These data/results cannot be reproduced, stored and/or transmitted in whole or in part by any manner of electronic, mechanical, photocopying, recording, broadcasting or otherwise now known or herein after developed without the previous express consent by the copyright owner, except for reproduction in daily press and regular printed publications on sale to the public within 60 days of the event related to those data/results and always provided that copyright symbol appears together as follows below.

© DORNA WSBK ORGANIZATION Srl 2024