

MotorLand Aragon 5.077 m

Tissot Aragon Round, 27-29 September 2024
Chronological Analysis Race 1

Start at 15:30'42.927

1 / 5

1° 99 A. HUERTAS [1'52.941]							
Lap	Seg1	Seg2	Seg3	Seg4	Lap Time	km/h	Local Time
1		31.907	21.790	27.566	1'54.949	279,1	15:32'37.876
2	32.242	31.912	21.680	27.660	1'53.494	278,4	15:34'31.370
3	32.133	31.900	21.835	27.611	1'53.479	276,9	15:36'24.849
4	32.192	31.915	21.665	27.531	1'53.303	277,6	15:38'18.152
5	32.189	31.861	21.693	27.535	1'53.278	276,2	15:40'11.430
6	32.069	31.899	21.742	27.489	1'53.199	279,1	15:42'04.629
7	32.215	31.875	21.725	27.519	1'53.334	278,4	15:43'57.963
8	31.964	31.878	21.687	27.528	1'53.057	278,4	15:45'51.020
9	32.090	31.878	21.666	27.529	1'53.163	279,1	15:47'44.183
10	32.243	31.825	21.760	27.590	1'53.418	276,9	15:49'37.601
11	31.962	31.866	21.636	27.480	1'52.944	278,4	15:51'30.545
12	32.123	31.724	21.605	27.489	1'52.941	279,1	15:53'23.486
13	32.115	31.768	21.623	27.600	1'53.106	277,6	15:55'16.592
14	32.083	31.803	21.662	27.490	1'53.038	277,6	15:57'09.630
15	32.096	31.946	21.854	27.684	1'53.580	279,1	15:59'03.210
Race Time 28'20.283							

2° 62 S. MANZI [1'52.797]							
Lap	Seg1	Seg2	Seg3	Seg4	Lap Time	km/h	Local Time
1		32.266	21.982	27.750	1'57.557	279,1	15:32'40.484
2	32.086	31.853	21.519	27.769	1'53.227	278,4	15:34'33.711
3	31.972	31.685	21.666	27.688	1'53.011	279,8	15:36'26.722
4	32.264	31.697	21.575	27.643	1'53.179	277,6	15:38'19.901
5	32.063	31.757	21.580	27.622	1'53.022	278,4	15:40'12.923
6	32.144	31.833	21.634	27.576	1'53.187	279,8	15:42'06.110
7	32.124	31.977	21.568	27.624	1'53.293	279,8	15:43'59.403
8	32.027	31.737	21.504	27.529	1'52.797	281,3	15:45'52.200
9	31.980	31.703	21.524	27.725	1'52.932	279,8	15:47'45.132
10	32.054	31.950	21.551	27.742	1'53.297	278,4	15:49'38.429
11	32.235	31.881	21.771	27.616	1'53.503	281,3	15:51'31.932
12	32.073	31.767	21.510	27.540	1'52.890	279,8	15:53'24.822
13	32.438	31.710	21.426	27.961	1'53.535	274,8	15:55'18.357
14	32.126	31.813	21.590	27.853	1'53.382	273,4	15:57'11.739
15	32.055	31.837	21.596	27.912	1'53.400	274,1	15:59'05.139
Race Time 28'22.212							

3° 53 V. DEBISE [1'52.807]							
Lap	Seg1	Seg2	Seg3	Seg4	Lap Time	km/h	Local Time
1		32.113	21.770	27.601	1'56.257	279,1	15:32'39.184
2	32.241	31.924	21.571	27.545	1'53.281	279,8	15:34'32.465
3	32.236	31.665	21.601	27.691	1'53.193	275,5	15:36'25.658
4	32.149	31.755	21.767	27.468	1'53.139	279,1	15:38'18.797
5	32.179	31.925	21.723	27.422	1'53.249	279,8	15:40'12.046
6	32.210	31.688	21.557	27.352	1'52.807	283,5	15:42'04.853
7	32.325	32.012	21.616	27.434	1'53.387	282,0	15:43'58.240
8	32.104	31.927	21.635	27.474	1'53.140	280,5	15:45'51.380
9	32.219	31.829	21.741	27.369	1'53.158	280,5	15:47'44.538
10	32.318	32.018	21.554	27.651	1'53.541	276,2	15:49'38.079
11	32.180	31.757	21.636	27.729	1'53.302	274,8	15:51'31.381
12	32.128	31.720	21.518	27.837	1'53.203	274,8	15:53'24.584
13	32.505	31.633	21.984	27.793	1'53.915	275,5	15:55'18.499
14	32.111	31.942	21.593	27.760	1'53.406	276,2	15:57'11.905
15	32.056	31.801	21.630	27.880	1'53.367	276,9	15:59'05.272
Race Time 28'22.345							

4° 55 Y. MONTELLA [1'52.895]							
Lap	Seg1	Seg2	Seg3	Seg4	Lap Time	km/h	Local Time
1		31.963	21.642	27.677	1'55.343	281,3	15:32'38.270
2	32.124	31.991	21.612	27.659	1'53.386	279,8	15:34'31.656
3	32.146	31.945	21.661	27.612	1'53.364	280,5	15:36'25.020
4	32.233	31.905	21.710	27.455	1'53.303	280,5	15:38'18.323
5	32.304	31.889	21.637	27.538	1'53.368	278,4	15:40'11.691
6	32.190	31.908	21.545	27.438	1'53.081	281,3	15:42'04.772

7	32.295	31.911	21.640	27.491	1'53.337	282,0	15:43'58.109
8	32.109	31.821	21.649	27.530	1'53.109	282,0	15:45'51.218
9	32.169	31.951	21.614	27.482	1'53.216	281,3	15:47'44.434
10	32.431	32.108	21.866	27.638	1'54.043	284,2	15:49'38.477
11	32.050	31.832	21.831	27.577	1'53.290	280,5	15:51'31.767
12	32.047	31.725	21.555	27.568	1'52.895	280,5	15:53'24.662
13	32.035	31.881	21.637	28.009	1'53.562	274,8	15:55'18.224
14	32.166	32.403	21.737	27.689	1'53.995	279,8	15:57'12.219
15	32.172	31.907	21.815	27.803	1'53.697	281,3	15:59'05.916
Race Time 28'22.989							

5° 9 J. NAVARRO [1'53.052]								
Lap	Seg1	Seg2	Seg3	Seg4	Lap Time	km/h	Local Time	
1			31.988	21.717	27.547	1'55.489	282,7	15:32'38.416
2	32.209	31.948	21.724	27.511	1'53.392	282,7	15:34'31.808	
3	32.308	31.864	21.600	27.536	1'53.308	282,7	15:36'25.116	
4	32.359	31.925	21.680	27.556	1'53.520	281,3	15:38'18.636	
5	32.185	31.933	21.688	27.551	1'53.357	280,5	15:40'11.993	
6	32.436	31.907	21.676	27.653	1'53.672	279,8	15:42'05.665	
7	32.214	31.945	21.722	27.572	1'53.453	278,4	15:43'59.118	
8	31.985	31.868	21.551	27.648	1'53.052	280,5	15:45'52.170	
9	32.301	31.853	21.659	27.768	1'53.581	279,8	15:47'45.751	
10	32.212	32.008	21.605	27.804	1'53.629	279,8	15:49'39.380	
11	32.475	32.170	21.675	27.814	1'54.134	276,9	15:51'33.514	
12	32.381	32.032	21.712	27.796	1'53.921	276,2	15:53'27.435	
13	32.452	32.066	21.712	27.985	1'54.215	273,4	15:55'21.650	
14	32.567	32.149	21.825	27.935	1'54.476	275,5	15:57'16.126	
15	32.472	32.153	21.819	27.972	1'54.416	276,2	15:59'10.542	
Race Time 28'27.615								

6° 94 L. MAHIAS [1'53.217]								
Lap	Seg1	Seg2	Seg3	Seg4	Lap Time	km/h	Local Time	
1			32.059	21.630	27.767	1'55.909	274,8	15:32'38.836
2	32.178	31.966	21.521	27.732	1'53.397	275,5	15:34'32.233	
3	32.299	32.032	21.612	27.704	1'53.647	275,5	15:36'25.880	
4	32.131	31.821	21.670	27.595	1'53.217	276,2	15:38'19.097	
5	32.135	31.881	21.671	27.725	1'53.412	275,5	15:40'12.509	
6	32.306	31.907	21.939	27.565	1'53.717	280,5	15:42'06.226	
7	32.157	31.945	21.783	27.675	1'53.560	277,6	15:43'59.786	
8	32.144	32.082	21.588	27.781	1'53.595	276,2	15:45'53.381	
9	32.244	32.076	21.638	27.899	1'53.857	274,1	15:47'47.238	
10	32.578	32.008	21.430	28.042	1'54.058	272,0	15:49'41.296	
11	32.267	32.116	21.603	28.040	1'54.026	272,0	15:51'35.322	
12	32.231	32.055	21.501	27.963	1'53.750	271,4	15:53'29.072	
13	32.395	32.020	21.615	28.235	1'54.265	269,3	15:55'23.337	
14	32.513	32.181	21.603	28.127	1'54.424	271,4	15:57'17.761	
15	32.546	32.198	21.755	28.334	1'54.833	270,7	15:59'12.594	
Race Time 28'29.667								

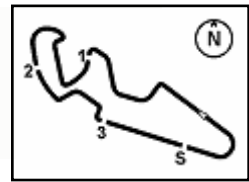
7° 61 C. ONCU [1'53.062]								
Lap	Seg1	Seg2	Seg3	Seg4	Lap Time	km/h	Local Time	
1			32.094	21.997	27.573	1'56.610	284,2	15:32'39.537
2	32.241	31.894	21.746	27.489	1'53.370	281,3	15:34'32.907	
3	32.083	31.902	21.641	27.678	1'53.304	277,6	15:36'26.211	
4	32.105	31.747	21.678	27.532	1'53.062	279,8	15:38'19.273	
5	32.213	31.797	21.718	27.393	1'53.121	282,0	15:40'12.394	
6	32.240	31.814	21.821	27.584	1'53.459	279,8	15:42'05.853	
7	32.166	31.970	21.913	27.542	1'53.591	282,0	15:43'59.444	
8	32.250	31.925	21.616	27.802	1'53.593	276,9	15:45'53.037	
9	32.323	32.219	22.051	27.696	1'54.289	279,1	15:47'47.326	
10	32.605	32.160	21.722	27.815	1'54.302	276,2	15:49'41.628	
11	32.286	32.179	21.798	27.882	1'54.145	274,1	15:51'35.773	
12	32.538	32.041	21.780	27.948	1'54.307	271,4	15:53'30.080	
13	32.418	32.002	21.617	28.168	1'54.205	270,7	15:55'24.285	
14	32.372	32.123	21.878	28.141	1'54.514	271,4	15:57'18.799	
15	32.438	32.236	21.928	28.182	1'54.784	272,7	15:59'13.583	

28/09/2024

P = Pits In/Dut - C = Lap Time Cancelled

These data/results cannot be reproduced, stored and/or transmitted in whole or in part by any manner of electronic, mechanical, photocopying, recording, broadcasting or otherwise now known or herein after developed without the previous express consent by the copyright owner, except for reproduction in daily press and regular printed publications on sale to the public within 60 days of the event related to those data/results and always provided that copyright symbol appears together as follows below.

© DORNA WSBK ORGANIZATION Srl 2024



MotorLand Aragon 5.077 m

Tissot Aragon Round, 27-29 September 2024
Chronological Analysis Race 1

Start at 15:30'42.927

2 / 5

Race Time 28'30.656

8° 64 F. CARICASULO [1'53.114]

Lap	Seg1	Seg2	Seg3	Seg4	Lap Time	km/h	Local Time
1		32.361	22.057	27.434	1'57.951	280,5	15:32'40.878
2	32.766	31.931	21.831	27.816	1'54.344	279,1	15:34'35.222
3	32.314	31.639	21.801	27.628	1'53.382	278,4	15:36'28.604
4	32.410	31.733	21.800	27.541	1'53.484	279,8	15:38'22.088
5	32.242	31.662	21.696	27.514	1'53.114	279,1	15:40'15.202
6	32.241	31.764	21.719	27.528	1'53.252	281,3	15:42'08.454
7	32.245	31.934	21.758	27.516	1'53.453	282,0	15:44'01.907
8	32.307	31.804	21.724	27.452	1'53.287	282,0	15:45'55.194
9	32.390	31.949	21.793	27.567	1'53.699	279,1	15:47'48.893
10	32.282	31.899	21.673	27.614	1'53.468	280,5	15:49'42.361
11	32.529	31.797	21.871	27.893	1'54.090	275,5	15:51'36.451
12	32.479	31.931	21.826	27.892	1'54.128	278,4	15:53'30.579
13	32.637	31.861	21.727	27.959	1'54.184	276,9	15:55'24.763
14	32.599	32.336	22.009	28.014	1'54.958	276,9	15:57'19.721
15	32.696	32.160	22.068	28.076	1'55.000	279,1	15:59'14.721

Race Time 28'31.794

9° 28 G. VAN STRAALLEN [1'53.247]

Lap	Seg1	Seg2	Seg3	Seg4	Lap Time	km/h	Local Time
1		32.208	22.075	27.780	1'56.672	280,5	15:32'39.599
2	32.060	31.889	21.641	27.657	1'53.247	278,4	15:34'32.846
3	32.497	31.792	21.699	27.712	1'53.700	276,9	15:36'26.546
4	32.310	31.793	21.782	27.705	1'53.590	278,4	15:38'20.136
5	32.192	31.878	21.873	27.806	1'53.749	274,8	15:40'13.885
6	32.267	31.997	21.657	27.805	1'53.726	276,9	15:42'07.611
7	32.136	32.127	21.836	27.763	1'53.862	275,5	15:44'01.473
8	32.253	31.927	21.644	27.863	1'53.687	276,2	15:45'55.160
9	32.624	31.992	21.776	27.698	1'54.090	279,1	15:47'49.250
10	32.220	31.916	21.595	27.832	1'53.563	277,6	15:49'42.813
11	32.262	31.987	21.861	27.816	1'53.926	277,6	15:51'36.739
12	32.410	31.994	21.767	27.808	1'53.979	276,9	15:53'30.718
13	32.701	32.170	22.084	28.567	1'55.522	268,0	15:55'26.240
14	32.449	32.187	21.877	28.138	1'54.651	272,0	15:57'20.891
15	32.390	32.113	21.871	28.098	1'54.472	275,5	15:59'15.363

Race Time 28'32.436

10° 54 B. SOFUOGLU [1'53.513]

Lap	Seg1	Seg2	Seg3	Seg4	Lap Time	km/h	Local Time
1		32.647	22.063	27.572	1'58.587	283,5	15:32'41.514
2	32.580	31.926	21.918	27.762	1'54.186	282,7	15:34'35.700
3	32.437	31.865	21.872	27.861	1'54.035	279,8	15:36'29.735
4	32.399	31.948	21.956	27.601	1'53.904	277,6	15:38'23.639
5	32.298	31.870	21.924	27.698	1'53.790	276,9	15:40'17.429
6	32.453	32.145	21.906	27.522	1'54.026C	279,8	15:42'11.455
7	32.444	32.011	21.792	27.534	1'53.781	278,4	15:44'05.236
8	32.439	31.934	21.685	27.690	1'53.748	279,8	15:45'58.984
9	32.415	31.849	21.741	27.508	1'53.513	279,8	15:47'52.497
10	32.506	31.889	21.885	27.778	1'54.058	274,8	15:49'46.555
11	32.534	32.042	21.856	27.930	1'54.362	272,7	15:51'40.917
12	32.694	32.017	21.877	27.966	1'54.554	273,4	15:53'35.471
13	32.721	32.135	21.867	28.091	1'54.814	270,0	15:55'30.285
14	33.110	32.050	21.826	27.661	1'54.647	278,4	15:57'24.932
15	32.782	32.038	21.843	27.966	1'54.629	275,5	15:59'19.561

Race Time 28'36.634

11° 23 M. SCHROETTER [1'53.662]

Lap	Seg1	Seg2	Seg3	Seg4	Lap Time	km/h	Local Time
1		32.279	22.293	27.747	1'57.720	279,1	15:32'40.647
2	32.790	31.982	22.163	27.907	1'54.842	275,5	15:34'35.489
3	32.312	31.924	21.798	27.833	1'53.867	272,7	15:36'29.356
4	32.356	31.918	21.751	27.637	1'53.662	272,7	15:38'23.018
5	32.324	31.919	21.772	27.769	1'53.784	269,3	15:40'16.802

6	32.337	32.112	21.702	27.745	1'53.896	272,0	15:42'10.698
7	32.382	31.977	21.753	27.617	1'53.729	272,0	15:44'04.427
8	32.521	31.899	21.768	27.810	1'53.998	272,7	15:45'58.425
9	32.462	31.935	21.748	27.809	1'53.954	271,4	15:47'52.379
10	32.840	31.956	21.872	27.755	1'54.423	273,4	15:49'46.802
11	32.480	32.072	22.306	27.662	1'54.520	271,4	15:51'41.322
12	32.438	32.043	22.068	27.754	1'54.303	270,0	15:53'35.625
13	32.726	32.131	21.944	27.881	1'54.682	270,7	15:55'30.307
14	32.766	31.942	21.899	27.902	1'54.509	268,7	15:57'24.816
15	32.679	32.084	21.745	28.245	1'54.753	266,0	15:59'19.569

Race Time 28'36.642

12° 32 O. BAYLISS [1'53.739]

Lap	Seg1	Seg2	Seg3	Seg4	Lap Time	km/h	Local Time
1		33.095	22.128	27.779	1'59.415	281,3	15:32'42.342
2	32.500	32.036	22.042	27.689	1'54.267	276,9	15:34'36.609
3	32.293	31.936	21.904	27.637	1'53.770	278,4	15:36'30.379
4	32.240	32.021	22.071	27.594	1'53.926	276,2	15:38'24.305
5	32.366	32.096	22.134	27.590	1'54.186	274,8	15:40'18.491
6	32.242	32.035	21.953	27.510	1'53.740C	280,5	15:42'12.231
7	32.315	32.084	21.797	27.543	1'53.739	279,1	15:44'05.970
8	32.318	32.219	21.835	27.487	1'53.859	280,5	15:45'59.829
9	32.636	32.079	22.332	27.583	1'54.630	277,6	15:47'54.459
10	32.377	32.115	21.931	27.774	1'54.197	274,8	15:49'48.656
11	32.375	31.885	21.772	27.751	1'53.783	274,8	15:51'42.439
12	32.303	32.035	21.757	27.756	1'53.851	272,0	15:53'36.290
13	32.416	32.227	21.924	27.889	1'54.456	273,4	15:55'30.746
14	32.709	32.131	21.852	27.656	1'54.348	276,9	15:57'25.094
15	32.790	32.170	21.934	27.875	1'54.769	276,2	15:59'19.863

Race Time 28'36.936

13° 5 N. ANTONELLI [1'53.870]

Lap	Seg1	Seg2	Seg3	Seg4	Lap Time	km/h	Local Time
1		33.100	22.234	27.774	1'59.820	281,3	15:32'42.747
2	32.629	32.250	22.421	27.922	1'55.222	282,7	15:34'37.969
3	32.568	32.143	21.906	27.703	1'54.320	279,1	15:36'32.289
4	32.388	32.121	21.865	27.749	1'54.123	274,8	15:38'26.412
5	32.429	32.079	21.909	27.763	1'54.180	275,5	15:40'20.592
6	32.199	32.316	21.826	27.721	1'54.062C	277,6	15:42'14.654
7	32.287	32.144	21.787	27.652	1'53.870	276,9	15:44'08.524
8	32.209	31.950	22.014	27.732	1'53.905	279,8	15:46'02.429
9	32.362	31.974	21.835	27.729	1'53.900	277,6	15:47'56.329
10	32.259	32.058	21.957	27.725	1'53.999	278,4	15:49'50.328
11	32.314	32.112	21.870	27.594	1'53.890	282,7	15:51'44.218
12	32.239	32.003	21.758	27.944	1'53.944	271,4	15:53'38.162
13	32.271	32.141	21.873	28.057	1'54.342	271,4	15:55'32.504
14	32.539	32.127	22.032	28.021	1'54.719	273,4	15:57'27.223
15	32.485	32.221	21.992	28.110	1'54.808	276,2	15:59'22.031

Race Time 28'39.104

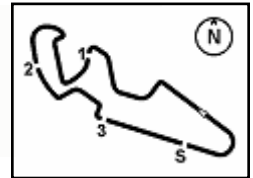
14° 66 N. TUULI [1'53.598]

Lap	Seg1	Seg2	Seg3	Seg4	Lap Time	km/h	Local Time
1		32.924	22.030	28.524	1'59.672	278,4	15:32'42.599
2	32.538	32.210	22.248	27.809	1'54.805	276,9	15:34'37.404
3	32.330	31.923	21.713	27.755	1'53.721	275,5	15:36'31.125
4	32.233	31.865	21.869	27.631	1'53.598	275,5	15:38'24.723
5	32.247	32.160	22.308	27.780	1'54.495	274,1	15:40'19.218
6	32.353	32.137	21.839	27.599	1'53.928C	277,6	15:42'13.146
7	32.417	32.052	21.665	27.875	1'54.009	272,7	15:44'07.155
8	32.275	32.111	21.662	27.865	1'53.913	274,8	15:46'01.068
9	32.439	32.000	21.914	28.038	1'54.391	274,1	15:47'55.459
10	32.371	32.157	21.904	27.888	1'54.320	273,4	15:49'49.779
11	32.295	32.332	21.988	27.903	1'54.518	274,1	15:51'44.297
12	32.654	32.498	21.876	28.124	1'55.152	270,0	15:53'39.449
13	32.468	32.519	21.862	28.303	1'55.152	266,7	15:55'34.601
14	32.632	32.518	22.051	28.244	1'55.445	268,0	15:57'30.046

28/09/2024 P = Pits In/Out - C = Lap Time Cancelled

These data/results cannot be reproduced, stored and/or transmitted in whole or in part by any manner of electronic, mechanical, photocopying, recording, broadcasting or otherwise now known or herein after developed without the previous express consent by the copyright owner, except for reproduction in daily press and regular printed publications on sale to the public within 60 days of the event related to those data/results and always provided that copyright symbol appears together as follows below.

© D



MotorLand Aragon 5.077 m

Tissot Aragon Round, 27-29 September 2024
Chronological Analysis Race 1

Start at 15:30'42.927

3 / 5

15	32.836	32.765	22.170	28.432	1'56.203	267,3	15:59'26.249	5	32.487	31.995	21.977	27.738	1'54.197	276,9	15:40'20.955
								6	32.367	32.161	21.870	27.810	1'54.208C	279,8	15:42'15.163
								7	32.536	32.162	21.849	27.874	1'54.421	276,9	15:44'09.584
								8	32.803	32.271	21.860	27.940	1'54.874	276,9	15:46'04.458
								9	32.575	32.300	21.883	27.937	1'54.695	274,8	15:47'59.153
								10	32.692	32.404	21.924	27.986	1'55.006	275,5	15:49'54.159
								11	32.557	32.432	22.271	28.106	1'55.366	272,7	15:51'49.525
								12	32.813	32.766	22.053	28.143	1'55.775	271,4	15:53'45.300
								13	32.827	32.579	22.318	28.507	1'56.231	270,0	15:55'41.531
								14	32.936	32.601	22.040	28.214	1'55.791	270,7	15:57'37.322
								15	33.194	32.923	21.965	28.258	1'56.340	274,8	15:59'33.662

Race Time 28'43.322

15° 74 P. BIESIEKIRSKI (1'54.311)							
Lap	Seg1	Seg2	Seg3	Seg4	Lap Time	km/h	Local Time
1		33.294	22.281	27.858	2'00.589	281,3	15:32'43.516
2	32.828	32.444	21.896	27.845	1'55.013	279,1	15:34'38.529
3	32.640	32.299	21.957	27.947	1'54.843	278,4	15:36'33.372
4	32.824	32.206	21.980	27.813	1'54.823	278,4	15:38'28.195
5	32.601	32.366	21.929	27.935	1'54.831	279,1	15:40'23.026
6	32.761	32.749	21.922	27.929	1'55.361C	279,1	15:42'18.387
7	32.642	32.217	22.014	27.821	1'54.694	278,4	15:44'13.081
8	32.511	32.276	22.098	27.811	1'54.696	277,6	15:46'07.777
9	32.484	32.223	21.873	27.731	1'54.311	276,2	15:48'02.088
10	32.618	32.324	22.118	27.695	1'54.755	277,6	15:49'56.843
11	32.829	32.245	21.923	28.216	1'55.213	274,1	15:51'52.056
12	32.950	32.108	21.911	27.878	1'54.847	276,2	15:53'46.903
13	32.840	32.252	22.247	28.076	1'55.415	273,4	15:55'42.318
14	33.003	32.219	22.335	27.822	1'55.379	274,1	15:57'37.697
15	32.675	32.300	21.816	28.129	1'54.920	273,4	15:59'32.617

Race Time 28'49.690

16° 40 S. CORSI (1'54.360)							
Lap	Seg1	Seg2	Seg3	Seg4	Lap Time	km/h	Local Time
1		33.556	22.323	27.954	2'00.761	280,5	15:32'43.688
2	33.000	32.499	21.912	27.960	1'55.371	276,9	15:34'39.059
3	32.429	32.157	21.981	27.793	1'54.360	279,8	15:36'33.419
4	32.596	32.188	21.936	27.943	1'54.663	270,7	15:38'28.082
5	32.552	32.137	22.044	28.099	1'54.832	270,7	15:40'22.914
6	33.001	32.360	21.840	27.956	1'55.157C	272,7	15:42'18.071
7	32.493	32.086	21.855	28.053	1'54.487	272,7	15:44'12.558
8	32.819	32.344	22.450	27.747	1'55.360	279,8	15:46'07.918
9	32.560	32.192	21.998	27.944	1'54.694	275,5	15:48'02.612
10	32.584	32.126	22.026	27.721	1'54.457	279,8	15:49'57.069
11	32.782	32.361	21.959	27.978	1'55.080	278,4	15:51'52.149
12	32.708	32.133	21.763	28.101	1'54.705	269,3	15:53'46.854
13	32.756	32.341	22.488	27.964	1'55.549	274,1	15:55'42.403
14	32.815	32.224	22.302	28.123	1'55.464	269,3	15:57'37.867
15	32.744	32.454	21.941	28.176	1'55.315	271,4	15:59'33.182

Race Time 28'50.255

17° 52 B. GOMEZ RUS (1'53.923)							
Lap	Seg1	Seg2	Seg3	Seg4	Lap Time	km/h	Local Time
1		33.407	22.900	27.781	2'02.240	280,5	15:32'45.167
2	33.985	32.355	21.914	27.908	1'56.162	279,1	15:34'41.329
3	32.394	32.122	21.967	27.651	1'54.134	279,8	15:36'35.463
4	32.520	32.049	21.819	27.554	1'53.942	280,5	15:38'29.405
5	32.476	32.007	21.859	27.581	1'53.923	281,3	15:40'23.328
6	32.747	32.621	21.908	27.664	1'54.940C	280,5	15:42'18.268
7	32.547	32.214	21.887	27.696	1'54.344	280,5	15:44'12.612
8	32.632	32.303	21.994	27.709	1'54.638	277,6	15:46'07.250
9	32.651	32.275	21.998	27.730	1'54.654	276,2	15:48'01.904
10	32.624	32.392	21.930	27.853	1'54.799	276,2	15:49'56.703
11	32.775	32.317	22.106	28.176	1'55.374	276,2	15:51'52.077
12	33.277	32.243	21.862	27.750	1'55.132	278,4	15:53'47.209
13	32.730	32.322	22.395	27.933	1'55.380	276,2	15:55'42.589
14	32.872	32.214	22.498	27.858	1'55.442	275,5	15:57'38.031
15	32.926	32.560	22.027	27.889	1'55.402	270,0	15:59'33.433

Race Time 28'50.506

18° 27 K. TOBA (1'54.197)							
Lap	Seg1	Seg2	Seg3	Seg4	Lap Time	km/h	Local Time
1		33.096	22.313	27.726	1'59.946	282,7	15:32'42.873
2	32.649	32.264	22.162	27.945	1'55.020	279,1	15:34'37.893
3	32.488	32.059	21.919	27.892	1'54.358	274,1	15:36'32.251
4	32.599	32.200	21.944	27.764	1'54.507	276,9	15:38'26.758

19° 50 O. VOSTATEK (1'54.502)							
Lap	Seg1	Seg2	Seg3	Seg4	Lap Time	km/h	Local Time
1		33.767	23.053	27.911	2'01.946	280,5	15:32'44.873
2	32.804	32.657	21.874	27.949	1'55.284	281,3	15:34'40.157
3	32.622	32.258	21.949	27.848	1'54.677	279,8	15:36'34.834
4	32.690	32.235	21.952	28.020	1'54.897	276,2	15:38'29.731
5	32.627	32.203	21.859	27.857	1'54.546	276,9	15:40'24.277
6	32.551	32.817	21.894	27.710	1'54.972C	279,8	15:42'19.249
7	32.566	32.355	21.861	27.720	1'54.502	279,1	15:44'13.751
8	32.810	32.527	21.950	27.880	1'55.167	278,4	15:46'08.918
9	32.629	32.332	21.886	27.924	1'54.771	280,5	15:48'03.689
10	32.579	32.222	21.873	27.911	1'54.585	279,8	15:49'58.274
11	32.928	32.178	22.134	27.871	1'55.111	273,4	15:51'53.385
12	32.925	32.262	22.143	28.615	1'55.945	267,3	15:53'49.330
13	32.920	32.339	21.952	28.077	1'55.288	270,7	15:55'44.618
14	32.688	32.130	21.636	28.111	1'54.565	267,3	15:57'39.183
15	32.359	32.486	21.888	28.049	1'54.782	272,7	15:59'33.965

Race Time 28'51.038

20° 17 J. MCPHEE (1'53.635)							
Lap	Seg1	Seg2	Seg3	Seg4	Lap Time	km/h	Local Time
1		32.735	22.108	27.573	1'59.028	282,0	15:32'41.955
2	32.528	32.024	22.997	27.671	1'55.220	276,9	15:34'37.175
3	32.168	32.004	21.835	27.628	1'53.635	275,5	15:36'30.810
4	32.261	31.947	21.933	27.669	1'53.810	279,8	15:38'24.620
5	32.248	32.160	22.218	27.764	1'54.390	274,8	15:40'19.010
6	32.385	32.214	21.792	27.721	1'54.112C	278,4	15:42'13.122
7	32.889	31.975	21.878	27.802	1'54.544	278,4	15:44'07.666
8	32.542	32.053	21.821	28.855	1'55.271	276,9	15:46'02.937
9	32.846	32.392	21.987	28.205	1'55.430	271,4	15:47'58.367
10	32.884	32.365	21.968	28.161	1'55.378	270,7	15:49'53.745
11	32.773	32.564	22.175	28.507	1'56.019	269,3	15:51'49.764
12	33.137	32.410	22.242	28.272	1'56.061	271,4	15:53'45.825
13	32.762	32.524	22.208	28.440	1'55.934	269,3	15:55'41.759
14	33.009	32.607	22.700	27.933	1'56.249	282,0	15:57'38.008
15	32.888	33.048	22.330	28.380	1'56.646	273,4	15:59'34.654

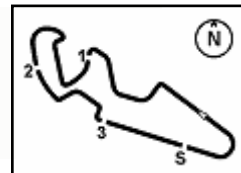
Race Time 28'51.727

21° 89 K. BIN PAWI (1'54.347)							
Lap	Seg1	Seg2	Seg3	Seg4	Lap Time	km/h	Local Time
1		33.457	22.195	28.167	2'01.188	282,0	15:32'44.115
2	32.848	32.429	22.037	28.074	1'55.388	279,1	15:34'39.503
3	32.660	32.046	21.994	28.039	1'54.739	276,9	15:36'34.242
4	32.848	32.054	21.830	27.955	1'54.687	277,6	15:38'28.929
5	32.548	32.039	21.824	27.936	1'54.347	279,8	15:40'23.276
6	33.017	32.734	21.848	27.906	1'55.505C	280,5	15:42'18.781
7	32.628	32.205	21.847	27.991	1'54.671	282,0	15:44'13.452
8	32.756	32.132	22.062	27.945	1'54.895	281,3	15:46'08.347
9	32.797	32.110	21.910	27.935	1'54.752	276,9	15:48'03.099
10	32.758	32.129	21.943	28.027	1'54.857	276,2	15:49'57.956
11	33.145	32.734	22.168	28.009	1'56.056	279,8	15:51'54.012
12	32.829	32.289	22.020	28.351	1'55.489	278,4	15:53'49.501
13	33.015	32.419	21.908	28.152	1'55.494	275,5	15:55'44.995

28/09/2024 P = Pits In/Out - C = Lap Time Cancelled

These data/results cannot be reproduced, stored and/or transmitted in whole or in part by any manner of electronic, mechanical, photocopying, recording, broadcasting or otherwise now known or herein after developed without the previous express consent by the copyright owner, except for reproduction in daily press and regular printed publications on sale to the public within 60 days of the event related to those data/results and always provided that copyright symbol appears together as follows below.

© DORNA WSBK ORGANIZATION Srl 2024



MotorLand Aragon 5.077 m

Tissot Aragon Round, 27-29 September 2024
Chronological Analysis Race 1

Start at 15:30'42.927

4 / 5

14	32.954	32.288	22.020	28.121	1'55.383	272,7	15:57'40.378
15	32.940	32.246	22.183	28.036	1'55.405	277,6	15:59'35.783
Race Time 28'52.856							

4	32.874	32.589	22.075	28.025	1'55.563	274,8	15:38'35.194
5	33.144	32.654	22.067	28.161	1'56.026	270,7	15:40'31.220
6	33.050	32.956	22.076	28.021	1'56.103C	274,8	15:42'27.323
7	33.135	32.463	22.441	28.031	1'56.070	275,5	15:44'23.393
8	33.127	32.714	21.898	27.923	1'55.662	274,8	15:46'19.055
9	32.928	32.443	21.983	28.055	1'55.409	270,7	15:48'14.464
10	32.956	32.585	21.981	28.109	1'55.631	270,0	15:50'10.095
11	33.067	32.450	22.113	28.052	1'55.682	274,1	15:52'05.777
12	32.798	32.293	21.807	28.302	1'55.200C	268,0	15:54'00.977
13	32.688	32.396	21.939	28.147	1'55.170C	272,7	15:55'56.147
14	33.176	32.288	21.892	28.208	1'55.564	270,0	15:57'51.711
15	33.287	32.523	22.003	28.020	1'55.833	274,1	15:59'47.544
Race Time 29'04.617							

22° 68 L. POWER [1'54.501]							
Lap	Seg1	Seg2	Seg3	Seg4	Lap Time	km/h	Local Time
1		33.032	22.336	28.007	2'00.449	277,6	15:32'43.376
2	33.457	32.494	22.373	27.940	1'56.264	278,4	15:34'39.640
3	32.971	32.115	22.046	27.882	1'55.014	274,8	15:36'34.654
4	32.735	32.054	21.939	27.878	1'54.606	272,7	15:38'29.260
5	32.867	32.031	21.967	27.803	1'54.668	274,1	15:40'23.928
6	32.697	32.458	22.123	27.848	1'55.126C	278,4	15:42'19.054
7	32.578	32.179	21.956	27.788	1'54.501	274,1	15:44'13.555
8	32.861	32.176	22.051	27.860	1'54.948	276,9	15:46'08.503
9	32.873	32.114	22.080	27.892	1'54.959	273,4	15:48'03.462
10	32.667	32.011	22.018	27.960	1'54.656	276,2	15:49'58.118
11	32.831	32.269	22.111	28.109	1'55.320	269,3	15:51'53.438
12	32.750	32.195	22.183	28.743	1'55.871	265,4	15:53'49.309
13	32.812	32.302	21.973	28.429	1'55.516	264,7	15:55'44.825
14	32.766	32.283	22.039	28.227	1'55.315	267,3	15:57'40.140
15	32.803	32.345	22.283	28.320	1'55.751	270,7	15:59'35.891
Race Time 28'52.964							

26° 77 M. PONS [1'54.949]							
Lap	Seg1	Seg2	Seg3	Seg4	Lap Time	km/h	Local Time
1		33.191	23.983	28.636	2'03.636	276,2	15:32'46.563
2	33.202	32.986	22.174	28.246	1'56.608	279,1	15:34'43.171
3	32.734	32.538	22.361	28.333	1'55.966	268,7	15:36'39.137
4	32.730	32.296	22.011	28.257	1'55.294	267,3	15:38'34.431
5	32.774	32.334	22.160	28.250	1'55.518	265,4	15:40'29.949
6	33.573	32.738	22.174	28.255	1'56.740C	267,3	15:42'26.689
7	33.380	32.463	22.474	28.249	1'56.566	270,0	15:44'23.255
8	33.118	32.500	22.050	28.214	1'55.882	272,0	15:46'19.137
9	32.529	32.348	21.996	28.185	1'55.058	265,4	15:48'14.195
10	33.072	32.459	22.308	28.907	1'56.746	268,7	15:50'10.941
11	32.646	32.191	22.116	27.996	1'54.949	278,4	15:52'05.890
12	32.950	32.290	22.161	28.813	1'56.214C	262,8	15:54'02.104
13	32.709	32.489	22.028	28.448	1'55.674C	263,4	15:55'57.778
14	32.681	32.387	22.065	28.282	1'55.415	263,4	15:57'53.193
15	32.752	32.251	22.067	28.375	1'55.445	268,7	15:59'48.638
Race Time 29'05.711							

23° 22 F. FULIGNI [1'55.191]							
Lap	Seg1	Seg2	Seg3	Seg4	Lap Time	km/h	Local Time
1		33.664	23.246	28.078	2'03.408	287,2	15:32'46.335
2	33.323	32.797	22.325	27.943	1'56.388	282,7	15:34'42.723
3	32.882	32.616	23.049	27.912	1'56.459	284,2	15:36'39.182
4	32.864	32.619	22.293	27.771	1'55.547	279,8	15:38'34.729
5	32.760	32.335	22.244	28.056	1'55.395	279,1	15:40'30.124
6	35.977	32.534	21.957	27.851	1'58.319C	282,7	15:42'28.443
7	32.653	32.682	22.231	28.018	1'55.584	278,4	15:44'24.027
8	32.836	32.672	22.163	27.897	1'55.568	282,0	15:46'19.595
9	33.182	32.333	22.210	27.743	1'55.468	279,8	15:48'15.063
10	32.778	32.526	22.003	27.897	1'55.204	277,6	15:50'10.267
11	32.595	32.498	22.235	27.863	1'55.191	274,1	15:52'05.458
12	32.565	32.235	21.946	27.914	1'54.660C	275,5	15:54'00.118
13	33.048	32.660	21.986	28.154	1'55.848C	274,8	15:55'55.966
14	33.621	32.530	21.923	27.746	1'55.820	276,9	15:57'51.786
15	33.115	32.506	21.960	27.804	1'55.385	277,6	15:59'47.171
Race Time 29'04.244							

27° 39 K. KEANKUM [1'55.735]							
Lap	Seg1	Seg2	Seg3	Seg4	Lap Time	km/h	Local Time
1		33.676	23.064	28.308	2'03.814	283,5	15:32'46.741
2	33.608	32.859	22.494	28.128	1'57.089	279,1	15:34'43.830
3	33.194	32.531	22.210	28.286	1'56.221	274,8	15:36'40.051
4	33.040	32.526	22.083	28.086	1'55.735	276,2	15:38'35.786
5	33.015	32.580	22.747	29.299	1'57.641	266,7	15:40'33.427
6	33.391	32.690	22.185	28.294	1'56.560C	272,7	15:42'29.987
7	33.278	32.559	22.146	28.505	1'56.488	270,7	15:44'26.475
8	33.444	32.867	22.267	28.650	1'57.228	271,4	15:46'23.703
9	33.321	32.784	22.325	28.605	1'57.035	267,3	15:48'20.738
10	33.437	32.834	22.221	28.588	1'57.080	268,0	15:50'17.818
11	33.445	32.881	22.091	28.373	1'56.790	267,3	15:52'14.608
12	33.523	32.687	22.012	28.650	1'56.872C	266,7	15:54'11.480
13	33.241	32.727	22.550	28.583	1'57.101C	268,7	15:56'08.581
14	33.580	32.801	22.378	28.558	1'57.317	270,7	15:58'05.898
15	33.807	32.887	22.397	28.603	1'57.694	266,0	16:00'03.592
Race Time 29'20.665							

24° 3 R. DE ROSA [1'55.209]							
Lap	Seg1	Seg2	Seg3	Seg4	Lap Time	km/h	Local Time
1		33.768	23.199	28.524	2'03.178	276,2	15:32'46.105
2	33.348	32.807	22.322	28.448	1'56.925	274,1	15:34'43.030
3	32.773	32.584	22.660	28.331	1'56.348	275,5	15:36'39.378
4	32.885	32.761	22.372	27.957	1'55.975	275,5	15:38'35.353
5	33.205	32.659	22.125	28.177	1'56.166	273,4	15:40'31.519
6	32.940	32.291	22.113	28.031	1'55.375C	274,8	15:42'26.894
7	33.375	32.382	22.560	27.935	1'56.252	275,5	15:44'23.146
8	32.902	32.291	22.048	28.363	1'55.604	269,3	15:46'18.750
9	32.828	32.242	21.923	28.416	1'55.409	268,0	15:48'14.159
10	33.073	32.230	21.796	28.331	1'55.430	268,0	15:50'09.589
11	32.678	32.218	21.964	28.349	1'55.209	267,3	15:52'04.798
12	32.677	32.280	21.899	28.412	1'55.268C	267,3	15:54'00.066
13	32.928	32.396	21.941	28.561	1'55.826C	266,0	15:55'55.892
14	33.310	32.234	21.917	28.345	1'55.806	268,0	15:57'51.698
15	33.038	32.365	21.989	28.409	1'55.801	265,4	15:59'47.499
Race Time 29'04.572							

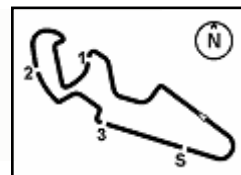
28° 16 A. ANUAR [1'56.146]							
Lap	Seg1	Seg2	Seg3	Seg4	Lap Time	km/h	Local Time
1		33.513	23.038	28.176	2'02.886	279,8	15:32'45.813
2	33.242	32.769	22.387	28.254	1'56.652	277,6	15:34'42.465
3	32.994	32.669	22.138	28.345	1'56.146	272,7	15:36'38.611
4	33.204	32.699	22.222	28.385	1'56.510	273,4	15:38'35.121
5	33.145	32.848	22.608	28.163	1'56.764	275,5	15:40'31.885
6	33.404	32.771	22.315	28.402	1'56.892C	275,5	15:42'28.777
7	33.109	32.547	22.310	28.287	1'56.253	274,1	15:44'25.030
8	33.143	32.587	22.379	28.421	1'56.530	274,1	15:46'21.560
9	33.319	32.638	22.093	28.708	1'56.758	270,7	15:48'18.318
10	33.222	32.893	22.271	28.543	1'56.929	270,7	15:50'15.247
11	33.543	33.216	22.240	28.516	1'57.515	270,7	15:52'12.762
12	33.771	33.200	22.256	28.754	1'57.981C	268,7	15:54'10.743

28/09/2024 P = Pits In/Out - C = Lap Time Cancelled

These data/results cannot be reproduced, stored and/or transmitted in whole or in part by any manner of electronic, mechanical, photocopying, recording, broadcasting or otherwise now known or herein after developed without the previous express consent by the copyright owner, except for reproduction in daily press and regular printed publications on sale to the public within 60 days of the event related to those data/results and always provided that copyright symbol appears together as follows below.

© DORNA WSBK ORGANIZATION Srl 2024





Tissot Aragon Round, 27-29 September 2024
Chronological Analysis Race 1

Start at 15:30'42.927

13	33.530	33.027	22.367	28.734	1'57.658C	267,3	15:56'08.401	3	32.850
14	33.576	32.900	22.193	28.782	1'57.451	267,3	15:58'05.852		
15	34.096	32.768	22.514	28.487	1'57.865	274,1	16:00'03.717		

Race Time 29'20.790

Race Time 4'00.352

RET	71 T. EDWARDS [1'53.710]						
Lap	Seg.1	Seg.2	Seg.3	Seg.4	Lap Time	km/h	Local Time
1		32.689	22.175	27.839	1'58.641	280,5	15:32'41.568
2	32.647	32.112	22.153	27.686	1'54.598	278,4	15:34'36.166
3	32.263	31.980	22.059	27.602	1'53.904	276,2	15:36'30.070
4	32.241	32.089	22.023	27.610	1'53.963	277,6	15:38'24.033
5	32.181	32.059	22.122	27.670	1'54.032	275,5	15:40'18.065
6	32.191	32.175	21.978	27.565	1'53.909C	278,4	15:42'11.974
7	32.192	32.134	21.859	27.525	1'53.710	277,6	15:44'05.684
8	32.450	32.135	21.863	27.555	1'54.003	278,4	15:45'59.687
9	32.576	32.133	22.194	27.787	1'54.690	275,5	15:47'54.377
10	32.703	32.416	21.949	27.822	1'54.890	277,6	15:49'49.267
11	32.610	32.358	21.998	27.885	1'54.851	272,7	15:51'44.118
12	32.579	32.273	21.973	27.709	1'54.534	274,8	15:53'38.652
13	32.569						

Race Time 22'55.725

RET	4 S. ODENDAAL [1'54.108]						
Lap	Seg.1	Seg.2	Seg.3	Seg.4	Lap Time	km/h	Local Time
1		33.562	22.230	27.956	2'01.285	276,2	15:32'44.212
2	32.855	32.385	22.552	27.730	1'55.522	278,4	15:34'39.734
3	32.595	32.030	22.085	27.846	1'54.556	276,2	15:36'34.290
4	32.562	31.865	21.975	27.706	1'54.108	276,2	15:38'28.398
5	34.621	32.412	22.143	27.973	1'57.149	272,7	15:40'25.547
6	32.539	32.283	21.953	27.844	1'54.619C	275,5	15:42'20.166
7	32.498	31.939	22.245	27.860	1'54.542	275,5	15:44'14.708
8	32.491	32.050	22.032	27.794	1'54.367	277,6	15:46'09.075
9	32.599	32.265	22.124	27.722	1'54.710	276,2	15:48'03.785
10	32.623	32.132	22.092	27.762	1'54.609	276,2	15:49'58.394
11	32.921	32.108	22.291	27.782	1'55.102	276,2	15:51'53.496
12	32.944	32.210	22.220			270,0	

Race Time 21'10.569

RET	72 Y. RUIZ [1'55.452]						
Lap	Seg.1	Seg.2	Seg.3	Seg.4	Lap Time	km/h	Local Time
1		33.648	23.041	28.327	2'03.210	279,1	15:32'46.137
2	33.146	32.654	21.941	28.114	1'55.908	271,4	15:34'42.045
3	32.754	32.406	22.061	28.199	1'55.452	269,3	15:36'37.497
4	32.909	32.497	22.058	28.403	1'55.898	265,4	15:38'33.395
5	33.453	32.583	22.116	28.418	1'56.605	264,7	15:40'30.000
6	33.250	32.920	22.415	28.058	1'56.700C	274,8	15:42'26.700
7	33.209	32.552	22.227	28.336	1'56.376	266,7	15:44'23.076
8	33.190	33.084	21.948	28.092	1'56.368	274,8	15:46'19.444
9	33.194	32.262	21.896	28.172	1'55.560	272,0	15:48'15.004
10	33.001	32.419	22.813	28.623	1'56.923	270,7	15:50'11.927
11	32.866	35.575	22.623	35.653	2'06.770P	265,4	15:52'18.697

Race Time 21'35.770

RET	69 T. BOOTH-AMOS [1'53.376]						
Lap	Seg.1	Seg.2	Seg.3	Seg.4	Lap Time	km/h	Local Time
1		32.306	22.048	27.589	1'57.777	281,3	15:32'40.704
2	32.388	31.703	21.719	27.651	1'53.461	276,9	15:34'34.165
3	32.261	31.723	21.698	27.694	1'53.376	274,8	15:36'27.541
4	32.292	31.760	21.728	27.653	1'53.433	276,2	15:38'20.974
5	32.282	31.886	21.643	27.566	1'53.377	275,5	15:40'14.351
6	32.240						

Race Time 9'31.424

RET	47 J. DIAZ [1'58.686]						
Lap	Seg.1	Seg.2	Seg.3	Seg.4	Lap Time	km/h	Local Time
1		33.360	22.532	27.855	2'01.666	280,5	15:32'44.593
2	32.924	35.248	22.508	28.006	1'58.686	280,5	15:34'43.279

28/09/2024 P = Pits In/Out - C = Lap Time Cancelled

These data/results cannot be reproduced, stored and/or transmitted in whole or in part by any manner of electronic, mechanical, photocopying, recording, broadcasting or otherwise now known or herein after developed without the previous express consent by the copyright owner, except for reproduction in daily press and regular printed publications on sale to the public within 60 days of the event related to those data/results and always provided that copyright symbol appears together as follows below.

© DORNA WSBK ORGANIZATION Srl 2024

