

MotorLand Aragon 5.077 km

Tissot Aragon Round, 27-29 September 2024
Chronological Analysis Race 2

Start at 15:15'33.162

1 / 5

1° 55 Y. MONTELLA [1'52.874]							
Lap	Seg1	Seg2	Seg3	Seg4	Lap Time	km/h	Local Time
1		31.819	21.637	27.757	1'55.463	272,7	15:17'28.625
2	32.163	31.823	22.586	28.302	1'54.874	281,3	15:19'23.499
3	32.069	31.904	21.711	27.671	1'53.355	276,2	15:21'16.854
4	31.914	31.763	21.556	27.655	1'52.888	274,1	15:23'09.742
5	32.078	31.896	21.537	27.609	1'53.120	275,5	15:25'02.862
6	32.153	31.895	21.629	27.561	1'53.238	274,8	15:26'56.100
7	32.206	31.833	21.535	27.701	1'53.275	273,4	15:28'49.375
8	32.022	31.719	21.374	27.759	1'52.874	270,7	15:30'42.249
9	32.015	31.842	21.639	27.744	1'53.240	270,0	15:32'35.489
10	31.914	31.863	21.539	27.793	1'53.109	270,0	15:34'28.598
11	32.002	31.683	21.449	27.740	1'52.874	271,4	15:36'21.472
12	31.971	31.771	21.524	27.755	1'53.021	269,3	15:38'14.493
13	31.993	31.816	21.470	27.701	1'52.980	270,7	15:40'07.473
14	32.008	31.799	21.587	27.786	1'53.180	270,7	15:42'00.653
15	31.954	32.007	21.421	27.927	1'53.309	270,7	15:43'53.962
Race Time 28'20.800							

2° 62 S. MANZI [1'52.894]							
Lap	Seg1	Seg2	Seg3	Seg4	Lap Time	km/h	Local Time
1		31.841	21.558	27.952	1'55.226	264,7	15:17'28.388
2	32.127	31.839	21.581	27.988	1'53.535	264,7	15:19'21.923
3	32.174	31.842	21.583	28.044	1'53.643	264,7	15:21'15.566
4	32.247	31.752	21.582	27.969	1'53.550	266,0	15:23'09.116
5	32.232	31.767	21.450	27.948	1'53.397	266,0	15:25'02.513
6	32.145	31.825	21.517	28.063	1'53.550	264,7	15:26'56.063
7	32.404	31.925	21.573	27.740	1'53.642	270,7	15:28'49.705
8	32.244	31.849	21.578	27.669	1'53.340	274,8	15:30'43.045
9	32.058	31.746	21.799	28.123	1'53.726	268,7	15:32'36.771
10	31.966	31.731	21.517	27.733	1'52.947	271,4	15:34'29.718
11	32.156	31.767	21.446	27.890	1'53.259	266,7	15:36'22.977
12	32.104	31.775	21.560	28.053	1'53.492	266,0	15:38'16.469
13	32.103	31.799	21.581	27.726	1'53.209	269,3	15:40'09.678
14	32.045	31.760	21.433	27.656	1'52.894	271,4	15:42'02.572
15	32.192	31.794	21.437	27.874	1'53.297	266,0	15:43'55.869
Race Time 28'22.707							

3° 9 J. NAVARRO [1'53.038]							
Lap	Seg1	Seg2	Seg3	Seg4	Lap Time	km/h	Local Time
1		31.917	21.813	27.715	1'55.961	275,5	15:17'29.123
2	32.179	31.744	22.083	27.939	1'53.945	264,7	15:19'23.068
3	32.144	31.782	21.419	27.806	1'53.151	268,7	15:21'16.219
4	32.013	31.748	21.624	27.712	1'53.097	272,0	15:23'09.316
5	32.191	31.747	21.593	27.800	1'53.331	270,7	15:25'02.647
6	32.193	31.750	21.656	27.721	1'53.320	273,4	15:26'55.967
7	32.085	31.885	21.526	27.840	1'53.336	266,7	15:28'49.303
8	32.518	31.818	21.591	27.736	1'53.663	271,4	15:30'42.966
9	32.342	31.788	21.487	27.787	1'53.404	269,3	15:32'36.370
10	32.096	31.834	21.468	27.835	1'53.233	268,7	15:34'29.603
11	32.176	32.173	21.513	27.730	1'53.592	273,4	15:36'23.195
12	32.074	31.813	21.561	27.723	1'53.171	272,7	15:38'16.366
13	32.041	31.761	21.518	27.718	1'53.038	268,0	15:40'09.404
14	32.063	31.782	21.506	27.716	1'53.067	269,3	15:42'02.471
15	32.411	32.096	21.489	27.627	1'53.623	276,9	15:43'56.094
Race Time 28'22.932							

4° 53 V. DEBISE [1'52.862]							
Lap	Seg1	Seg2	Seg3	Seg4	Lap Time	km/h	Local Time
1		31.890	21.905	27.773	1'55.694	270,0	15:17'28.856
2	32.879	31.757	21.985	27.912	1'54.533	273,4	15:19'23.389
3	32.390	31.901	21.667	27.689	1'53.647	274,8	15:21'17.036
4	32.206	31.983	21.657	27.967	1'53.813	270,0	15:23'10.849
5	32.357	32.012	21.541	27.599	1'53.509	275,5	15:25'04.358
6	32.182	31.730	21.598	27.678	1'53.188	272,0	15:26'57.546

7	32.156	31.848	21.805	27.857	1'53.666	268,0	15:28'51.212
8	32.034	31.854	21.474	27.728	1'53.090	273,4	15:30'44.302
9	31.987	31.796	21.680	27.622	1'53.085	275,5	15:32'37.387
10	32.124	31.860	21.649	27.608	1'53.241	275,5	15:34'30.628
11	32.121	31.729	21.411	27.760	1'53.021	271,4	15:36'23.649
12	32.212	31.644	21.464	27.667	1'52.987	271,4	15:38'16.636
13	32.062	31.813	21.600	27.744	1'53.219	270,7	15:40'09.855
14	32.047	31.646	21.541	27.628	1'52.862	275,5	15:42'02.717
15	32.301	31.765	21.428	27.959	1'53.453	268,7	15:43'56.170
Race Time 28'23.008							

5° 99 A. HUERTAS [1'52.916]							
Lap	Seg1	Seg2	Seg3	Seg4	Lap Time	km/h	Local Time
1		32.327	21.729	27.542	1'56.213	282,0	15:17'29.375
2	32.609	31.867	21.800	28.080	1'54.356	277,6	15:19'23.731
3	32.326	31.894	21.854	27.562	1'53.636	276,2	15:21'17.367
4	32.414	31.838	21.766	27.596	1'53.614	272,7	15:23'10.981
5	32.117	31.792	21.722	27.573	1'53.204	274,1	15:25'04.185
6	32.041	31.728	21.593	27.554	1'52.916	276,2	15:26'57.101
7	32.196	31.969	21.677	27.732	1'53.574	273,4	15:28'50.675
8	32.121	31.865	21.711	27.606	1'53.303	275,5	15:30'43.978
9	32.082	31.814	21.736	27.601	1'53.233	274,8	15:32'37.211
10	32.173	31.859	21.604	27.540	1'53.176	274,8	15:34'30.387
11	32.213	32.079	21.674	27.712	1'53.678	277,6	15:36'24.065
12	32.167	31.753	21.628	27.543	1'53.091	274,8	15:38'17.156
13	32.311	31.775	21.706	27.528	1'53.320	275,5	15:40'10.476
14	32.117	31.795	21.666	27.464	1'53.042	276,2	15:42'03.518
15	32.205	31.817	21.639	27.572	1'53.233	274,8	15:43'56.751
Race Time 28'23.589							

6° 69 T. BOOTH-AMOS [1'52.992]							
Lap	Seg1	Seg2	Seg3	Seg4	Lap Time	km/h	Local Time
1		32.199	22.222	27.819	1'57.476	276,2	15:17'30.638
2	32.454	31.957	21.781	27.580	1'53.772	276,2	15:19'24.410
3	32.935	31.845	21.624	27.789	1'54.193	268,0	15:21'18.603
4	32.279	31.790	21.831	27.638	1'53.538	273,4	15:23'12.141
5	32.328	31.692	21.830	27.581	1'53.431	273,4	15:25'05.572
6	32.131	31.730	21.767	27.526	1'53.154	271,4	15:26'58.726
7	32.100	31.761	21.702	27.659	1'53.222	270,0	15:28'51.948
8	32.083	31.649	21.686	27.574	1'52.992	270,0	15:30'44.940
9	32.128	31.715	21.607	27.619	1'53.069	270,0	15:32'38.009
10	32.147	31.664	21.635	27.603	1'53.049	273,4	15:34'31.058
11	32.487	31.750	21.621	27.643	1'53.501	270,7	15:36'24.559
12	32.181	31.725	21.647	27.717	1'53.270	273,4	15:38'17.829
13	32.162	31.832	21.727	27.610	1'53.331	269,3	15:40'11.160
14	32.145	31.833	21.588	27.719	1'53.285	268,7	15:42'04.445
15	32.276	31.847	21.692	27.780	1'53.595	264,7	15:43'58.040
Race Time 28'24.878							

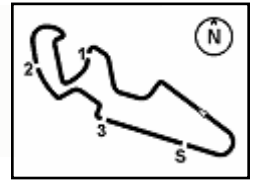
7° 23 M. SCHROETTER [1'53.126]							
Lap	Seg1	Seg2	Seg3	Seg4	Lap Time	km/h	Local Time
1		32.214	21.880	27.793	1'57.341	273,4	15:17'30.503
2	32.415	31.926	21.769	27.604	1'53.714	274,8	15:19'24.217
3	32.943	31.972	21.864	27.718	1'54.497	274,8	15:21'18.714
4	32.350	31.808	21.863	27.641	1'53.662	274,1	15:23'12.376
5	32.334	31.863	21.662	27.519	1'53.378	274,1	15:25'05.754
6	32.233	31.842	21.853	27.645	1'53.573	269,3	15:26'59.327
7	32.212	31.892	21.668	27.638	1'53.410	272,7	15:28'52.737
8	32.619	31.950	21.756	27.671	1'53.996	270,7	15:30'46.733
9	32.211	31.726	21.692	27.606	1'53.235	268,7	15:32'39.968
10	32.286	31.699	21.715	27.699	1'53.399	269,3	15:34'33.367
11	32.120	31.869	21.637	27.606	1'53.232	271,4	15:36'26.599
12	32.159	31.632	21.612	27.745	1'53.148	267,3	15:38'19.747
13	32.102	31.725	21.696	27.603	1'53.126	272,0	15:40'12.873
14	32.373	31.725	21.678	27.603	1'53.379	272,0	15:42'06.252
15	32.770	32.123	21.606	27.890	1'54.389	263,4	15:44'00.641

29/09/2024

P = Pits In/Dut - C = Lap Time Cancelled

These data/results cannot be reproduced, stored and/or transmitted in whole or in part by any manner of electronic, mechanical, photocopying, recording, broadcasting or otherwise now known or herein after developed without the previous express consent by the copyright owner, except for reproduction in daily press and regular printed publications on sale to the public within 60 days of the event related to those data/results and always provided that copyright symbol appears together as follows below.

© DORNA WSBK ORGANIZATION Srl 2024



MotorLand Aragon 5.077 m

Tissot Aragon Round, 27-29 September 2024
Chronological Analysis Race 2

Start at 15:15'33.162

2 / 5

Race Time 28'27.479							
8° 94 L. MAHIAS [1'53.079]							
Lap	Seg1	Seg2	Seg3	Seg4	Lap Time	km/h	Local Time
1		32.054	21.616	27.904	1'56.335	272,0	15:17'29.497
2	32.658	31.877	21.756	27.932	1'54.223	272,7	15:19'23.720
3	32.491	31.946	21.786	27.723	1'53.946	273,4	15:21'17.666
4	32.669	32.012	21.818	27.862	1'54.361	271,4	15:23'12.027
5	32.232	31.736	21.550	27.815	1'53.333	271,4	15:25'05.360
6	32.099	31.882	21.471	27.798	1'53.250	270,0	15:26'58.610
7	32.452	31.926	21.628	27.762	1'53.768	272,7	15:28'52.378
8	32.111	31.820	21.622	28.093	1'53.646	268,7	15:30'46.024
9	32.102	31.862	21.594	27.900	1'53.458	266,7	15:32'39.482
10	32.169	31.976	21.525	28.036	1'53.706	266,7	15:34'33.188
11	32.111	31.862	21.353	28.059	1'53.385	267,3	15:36'26.573
12	32.498	31.679	21.488	27.974	1'53.639	267,3	15:38'20.212
13	32.055	31.804	21.469	27.751	1'53.079	270,7	15:40'13.291
14	32.228	31.800	21.549	27.651	1'53.228	273,4	15:42'06.519
15	32.696	32.245	21.572	27.970	1'54.483	266,7	15:44'01.002
Race Time 28'27.840							
9° 64 F. CARICASULO [1'53.174]							
Lap	Seg1	Seg2	Seg3	Seg4	Lap Time	km/h	Local Time
1		32.197	21.845	27.589	1'56.636	276,9	15:17'29.798
2	32.559	31.932	21.849	27.872	1'54.212	276,9	15:19'24.010
3	32.468	31.891	21.835	27.536	1'53.730	280,5	15:21'17.740
4	32.473	31.928	21.732	27.675	1'53.808	270,7	15:23'11.548
5	32.271	31.802	21.692	27.637	1'53.402	273,4	15:25'04.950
6	32.301	31.796	21.596	27.772	1'53.465	269,3	15:26'58.415
7	32.254	31.852	21.963	27.651	1'53.720	272,0	15:28'52.135
8	32.847	31.737	21.534	27.543	1'53.661	276,9	15:30'45.796
9	32.118	31.682	21.698	27.736	1'53.234	269,3	15:32'39.030
10	32.283	31.651	21.555	27.685	1'53.174	270,7	15:34'32.204
11	32.404	31.825	21.517	27.894	1'53.640	271,4	15:36'25.844
12	32.227	31.780	21.587	27.835	1'53.429	267,3	15:38'19.273
13	32.257	31.744	21.718	27.727	1'53.446	269,3	15:40'12.719
14	32.242	31.739	21.646	27.782	1'53.409	271,4	15:42'06.128
15	32.901	32.320	22.187	27.865	1'55.273	272,7	15:44'01.401
Race Time 28'28.239							
10° 28 G. VAN STRAALEN [1'53.283]							
Lap	Seg1	Seg2	Seg3	Seg4	Lap Time	km/h	Local Time
1		32.254	21.828	27.653	1'56.878	274,1	15:17'30.040
2	32.479	32.016	21.877	27.766	1'54.138	274,1	15:19'24.178
3	33.407	31.927	21.656	27.778	1'54.768	272,7	15:21'18.946
4	32.608	31.878	21.586	27.685	1'53.757	273,4	15:23'12.703
5	32.195	31.896	21.576	27.616	1'53.283	276,2	15:25'05.986
6	32.271	31.868	21.687	27.714	1'53.540	274,8	15:26'59.526
7	32.173	31.962	21.583	27.663	1'53.381	276,2	15:28'52.907
8	32.636	32.007	21.995	27.609	1'54.247	275,5	15:30'47.154
9	32.218	31.891	21.690	27.868	1'53.667	268,0	15:32'40.821
10	32.188	31.945	22.015	28.282	1'54.430	265,4	15:34'35.251
11	32.346	32.039	21.592	28.096	1'54.073	265,4	15:36'29.324
12	32.309	31.939	21.744	28.075	1'54.067	264,7	15:38'23.391
13	32.219	31.997	21.701	27.916	1'53.833	265,4	15:40'17.224
14	32.203	32.000	21.849	28.068	1'54.120	264,7	15:42'11.344
15	32.618	32.091	21.944	28.138	1'54.791	264,1	15:44'06.135
Race Time 28'32.973							
11° 61 C. ONCLU [1'53.289]							
Lap	Seg1	Seg2	Seg3	Seg4	Lap Time	km/h	Local Time
1		31.972	21.745	27.753	1'55.843	275,5	15:17'29.005
2	32.570	31.729	22.011	27.915	1'54.225	271,4	15:19'23.230
3	32.203	31.859	21.565	27.908	1'53.535	267,3	15:21'16.765
4	32.267	31.818	21.444	27.760	1'53.289	272,0	15:23'10.054
5	32.031	31.834	21.636	27.793	1'53.294	270,0	15:25'03.348

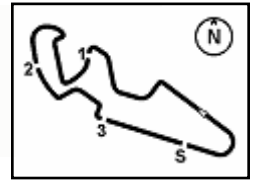
Race Time 28'35.972								
12° 52 B. GOMEZ RUS [1'53.787]								
Lap	Seg1	Seg2	Seg3	Seg4	Lap Time	km/h	Local Time	
1			32.816	22.148	27.724	1'58.833	277,6	15:17'31.995
2	32.592	32.010	21.727	27.636	1'53.965	274,1	15:19'25.960	
3	32.284	32.066	21.763	27.674	1'53.787	276,2	15:21'19.747	
4	32.381	31.998	22.023	27.785	1'54.187	274,1	15:23'13.934	
5	32.440	32.047	21.837	27.830	1'54.154	272,7	15:25'08.088	
6	32.471	32.206	21.841	28.023	1'54.541	268,0	15:27'02.629	
7	32.588	32.252	21.831	28.112	1'54.783	267,3	15:28'57.412	
8	32.541	32.051	21.908	28.065	1'54.565	269,3	15:30'51.977	
9	32.634	32.224	21.895	28.025	1'54.778	268,0	15:32'46.755	
10	32.563	32.087	21.806	28.033	1'54.489	268,0	15:34'41.244	
11	32.448	32.082	21.873	28.031	1'54.434	267,3	15:36'35.678	
12	32.409	32.119	21.855	27.898	1'54.281	268,7	15:38'29.959	
13	32.386	32.165	21.844	27.972	1'54.367	268,0	15:40'24.326	
14	32.370	32.091	21.917	27.900	1'54.278	268,0	15:42'18.604	
15	32.471	32.036	21.796	27.898	1'54.201	268,0	15:44'12.805	
Race Time 28'39.643								
13° 40 S. CORSI [1'54.089]								
Lap	Seg1	Seg2	Seg3	Seg4	Lap Time	km/h	Local Time	
1			32.664	21.953	27.690	1'58.656	276,9	15:17'31.818
2	32.606	31.948	21.710	27.997	1'54.261	268,0	15:19'26.079	
3	32.519	31.982	21.790	27.876	1'54.167	269,3	15:21'20.246	
4	32.422	32.033	21.719	27.915	1'54.089	270,0	15:23'14.335	
5	32.421	31.900	21.846	27.944	1'54.111	268,0	15:25'08.446	
6	32.479	31.960	21.966	27.942	1'54.347	264,7	15:27'02.793	
7	32.637	32.199	21.893	28.121	1'54.850	266,0	15:28'57.643	
8	32.609	32.080	21.894	28.032	1'54.615	266,0	15:30'52.258	
9	32.618	32.218	21.966	28.078	1'54.880	263,4	15:32'47.138	
10	32.611	32.005	21.771	28.019	1'54.406	264,7	15:34'41.544	
11	32.568	32.068	21.780	28.036	1'54.452	264,7	15:36'35.996	
12	32.671	32.019	21.852	28.170	1'54.712	262,8	15:38'30.708	
13	32.659	32.093	21.939	28.123	1'54.814	263,4	15:40'25.522	
14	32.807	32.279	21.944	28.203	1'55.233	262,1	15:42'20.755	
15	32.824	32.165	21.880	28.305	1'55.174	260,9	15:44'15.929	
Race Time 28'42.767								
14° 32 D. BAYLISS [1'54.155]								
Lap	Seg1	Seg2	Seg3	Seg4	Lap Time	km/h	Local Time	
1			32.713	22.171	27.732	1'59.031	276,9	15:17'32.193
2	32.944	32.623	22.489	27.858	1'55.914	272,7	15:19'28.107	
3	32.531	32.154	21.917	27.989	1'54.591	266,7	15:21'22.698	
4	32.564	32.155	22.266	28.120	1'55.105	268,0	15:23'17.803	
5	32.584	32.354	22.038	27.898	1'54.874	271,4	15:25'12.677	
6	32.612	32.322	21.798	27.916	1'54.648	268,7	15:27'07.325	
7	32.373	32.255	21.971	27.913	1'54.512	267,3	15:29'01.837	
8	32.405	32.137	21.728	27.885	1'54.155	268,7	15:30'55.992	
9	32.461	32.107	21.829	27.855	1'54.252	268,0	15:32'50.244	
10	32.550	32.192	21.769	27.854	1'54.365	268,0	15:34'44.609	
11	32.343	32.227	21.779	27.922	1'54.271	265,4	15:36'38.880	
12	32.566	32.317	21.943	27.981	1'54.807	264,7	15:38'33.687	
13	32.436	32.221	21.956	28.004	1'54.617	262,8	15:40'28.304	
14	32.499	32.495	21.954	27.760	1'54.708	268,0	15:42'23.012	

29/09/2024

P = Pits In/Out - C = Lap Time Cancelled

These data/results cannot be reproduced, stored and/or transmitted in whole or in part by any manner of electronic, mechanical, photocopying, recording, broadcasting or otherwise now known or herein after developed without the previous express consent by the copyright owner, except for reproduction in daily press and regular printed publications on sale to the public within 60 days of the event related to those data/results and always provided that copyright symbol appears together as follows below.

© DORNA WSBK ORGANIZATION Srl 2024



MotorLand Aragon 5.077 m

Tissot Aragon Round, 27-29 September 2024
Chronological Analysis Race 2

Start at 15:15'33.162

3 / 5

15	32.494	32.225	22.143	27.864	1'54.726	265,4	15:44'17.738	5	32.553	32.235	22.009	27.797	1'54.594	276,9	15:25'15.357
								6	32.641	32.260	21.996	27.824	1'54.721	274,8	15:27'10.078
								7	32.569	32.162	21.964	27.991	1'54.686	271,4	15:29'04.764
								8	32.570	32.229	21.903	27.900	1'54.602	272,7	15:30'59.366
								9	32.454	32.200	22.043	27.786	1'54.483	272,0	15:32'53.849
								10	32.630	32.493	22.226	27.992	1'55.341	269,3	15:34'49.190
								11	32.466	32.298	21.795	28.185	1'54.744	267,3	15:36'43.934
								12	32.813	32.149	22.015	27.969	1'54.946	270,7	15:38'38.880
								13	32.441	32.280	21.832	27.993	1'54.546	266,7	15:40'33.426
								14	32.465	32.179	21.749	27.986	1'54.379	267,3	15:42'27.805
								15	32.356	32.206	21.789	27.965	1'54.316	267,3	15:44'22.121
								Race Time 28'44.576							

15° 4 S. ODENDAAL (1'54.190)															
Lap	Seg1	Seg2	Seg3	Seg4	Lap Time	km/h	Local Time								
1		32.720	22.452	28.071	2'00.405	274,8	15:17'33.567								
2	32.669	32.255	22.438	27.967	1'55.329	274,8	15:19'28.896								
3	32.707	32.102	21.939	28.062	1'54.810	268,0	15:21'23.706								
4	32.614	31.941	21.846	28.002	1'54.403	270,0	15:23'18.109								
5	32.516	31.988	21.991	27.981	1'54.476	268,7	15:25'12.585								
6	32.571	32.029	21.895	28.180	1'54.675	264,1	15:27'07.260								
7	32.652	32.167	22.111	27.942	1'54.872	272,7	15:29'02.132								
8	32.586	32.019	21.947	27.864	1'54.416	269,3	15:30'56.548								
9	32.556	31.995	21.926	27.893	1'54.370	268,0	15:32'50.918								
10	32.473	31.948	21.880	27.889	1'54.190	270,7	15:34'45.108								
11	32.454	32.047	22.005	27.946	1'54.452	270,0	15:36'39.560								
12	32.515	32.092	21.991	27.938	1'54.536	271,4	15:38'34.096								
13	32.619	31.896	21.919	27.941	1'54.375	260,9	15:40'28.471								
14	32.546	32.100	21.982	28.156	1'54.784	262,1	15:42'23.255								
15	32.738	32.009	22.488	28.238	1'55.473	262,1	15:44'18.728								
								Race Time 28'45.566							

16° 66 N. TUULI (1'53.949)															
Lap	Seg1	Seg2	Seg3	Seg4	Lap Time	km/h	Local Time								
1		32.968	22.021	27.862	1'58.571	272,7	15:17'31.733								
2	33.237	32.476	22.920	29.038	1'57.671	269,3	15:19'29.404								
3	33.035	32.293	22.085	28.043	1'55.456	270,0	15:21'24.860								
4	33.180	32.171	21.851	28.031	1'55.233	272,7	15:23'20.093								
5	32.417	32.118	21.818	27.952	1'54.305	268,7	15:25'14.398								
6	32.393	32.071	22.091	27.946	1'54.501	269,3	15:27'08.899								
7	32.641	32.129	21.747	27.867	1'54.384	270,7	15:29'03.283								
8	32.208	32.073	21.626	28.042	1'53.949	265,4	15:30'57.232								
9	32.224	32.055	21.732	27.946	1'53.957	268,0	15:32'51.189								
10	32.382	32.313	21.706	28.071	1'54.472	265,4	15:34'45.661								
11	32.230	32.010	21.830	27.914	1'53.984	270,0	15:36'39.645								
12	32.559	32.118	21.948	27.924	1'54.549	270,7	15:38'34.194								
13	32.712	31.981	21.754	27.937	1'54.384	268,7	15:40'28.578								
14	32.605	32.296	21.930	27.908	1'54.739	270,7	15:42'23.317								
15	32.372	32.185	22.480	28.411	1'55.448	260,2	15:44'18.765								
								Race Time 28'45.603							

17° 50 O. VOSTATEK (1'54.323)															
Lap	Seg1	Seg2	Seg3	Seg4	Lap Time	km/h	Local Time								
1		32.718	22.413	28.100	2'00.053	271,4	15:17'33.215								
2	32.565	32.310	22.382	28.001	1'55.258	271,4	15:19'28.473								
3	32.328	32.265	21.882	27.984	1'54.459	271,4	15:21'22.932								
4	32.485	32.260	21.713	28.131	1'54.771	262,8	15:23'17.703								
5	32.496	32.053	21.858	28.190	1'54.597	265,4	15:25'12.300								
6	32.326	32.047	21.739	28.211	1'54.323	261,5	15:27'06.623								
7	32.419	31.995	21.714	28.330	1'54.458	263,4	15:29'01.081								
8	32.599	32.122	21.669	28.273	1'54.663	263,4	15:30'55.744								
9	32.280	32.033	21.725	28.293	1'54.331	262,8	15:32'50.075								
10	32.333	32.183	21.619	28.355	1'54.490	262,1	15:34'44.565								
11	32.567	32.420	21.746	28.082	1'54.815	268,0	15:36'39.380								
12	32.345	32.359	21.844	28.139	1'54.687	264,1	15:38'34.067								
13	32.959	32.223	21.671	27.811	1'54.664	276,2	15:40'28.731								
14	32.548	32.408	21.978	27.985	1'54.919	272,7	15:42'23.650								
15	32.492	32.536	22.110	28.280	1'55.418	264,7	15:44'19.068								
								Race Time 28'45.906							

18° 74 P. BIESIEKIRSKI (1'54.316)							
Lap	Seg1	Seg2	Seg3	Seg4	Lap Time	km/h	Local Time
1		32.809	22.379	27.958	2'00.159	276,2	15:17'33.321
2	33.182	32.407	22.301	28.256	1'56.146	269,3	15:19'29.467
3	32.683	32.272	22.278	28.623	1'55.856	270,7	15:21'25.323
4	33.122	32.246	22.199	27.873	1'55.440	274,1	15:23'20.763

19° 27 K. TOBA (1'54.404)															
Lap	Seg1	Seg2	Seg3	Seg4	Lap Time	km/h	Local Time								
1			32.831	22.082	28.358	2'00.013	269,3	15:17'33.175							
2	32.829	32.532	22.640	28.183	1'56.184	270,7	15:19'29.359								
3	32.934	32.296	21.997	28.467	1'55.694	268,0	15:21'25.053								
4	32.620	32.148	21.899	28.093	1'54.760	268,7	15:23'19.813								
5	32.841	32.218	21.919	27.894	1'54.872	274,8	15:25'14.685								
6	32.479	32.078	21.935	27.912	1'54.404	273,4	15:27'09.089								
7	32.710	32.344	22.098	27.941	1'55.093	271,4	15:29'04.182								
8	32.574	32.149	21.950	27.855	1'54.528	274,1	15:30'58.710								
9	32.566	32.220	21.941	28.073	1'54.800	265,4	15:32'53.510								
10	32.597	32.769	22.202	28.505	1'56.073	264,7	15:34'49.583								
11	32.589	32.272	21.925	28.072	1'54.858	269,3	15:36'44.441								
12	32.736	32.231	21.848	28.132	1'54.947	268,0	15:38'39.388								
13	32.509	32.231	21.955	28.206	1'54.901	265,4	15:40'34.289								
14	32.621	32.088	21.805	27.942	1'54.456	267,3	15:42'28.745								
15	32.504	32.108	21.862	27.995	1'54.469	266,7	15:44'23.214								
								Race Time 28'50.052							

20° 71 T. EDWARDS (1'54.299)															
Lap	Seg1	Seg2	Seg3	Seg4	Lap Time	km/h	Local Time								
1			32.558	22.269	27.993	1'58.422	273,4	15:17'31.584							
2	33.245	32.878	22.361	28.181	1'56.665	266,7	15:19'28.249								
3	32.924	32.383	22.244	27.941	1'55.492	273,4	15:21'23.741								
4	32.823	32.251	22.062	27.962	1'55.098	266,7	15:23'18.839								
5	32.547	32.274	22.047	27.863	1'54.731	270,7	15:25'13.570								
6	32.472	32.443	22.386	27.894	1'55.195	273,4	15:27'08.765								
7	32.820	32.429	22.003	27.903	1'55.155	270,0	15:29'03.920								
8	32.408	32.365	21.976	28.067	1'54.816	267,3	15:30'58.736								
9	32.701	32.284	22.004	27.903	1'54.892	272,0	15:32'53.628								
10	32.984	32.421	22.376	27.878	1'55.659	274,8	15:34'49.287								
11	32.617	32.340	21.829	27.897	1'54.683	272,0	15:36'43.970								
12	32.555	32.238	21.961	28.070	1'54.824	265,4	15:38'38.794								
13	32.715	32.315	22.339	28.131	1'55.500	264,7	15:40'34.294								
14	32.773	32.291	22.025	27.715	1'54.804	269,3	15:42'29.098								
15	32.314	32.289	21.929	27.767	1'54.299	270,0	15:44'23.397								
								Race Time 28'50.235							

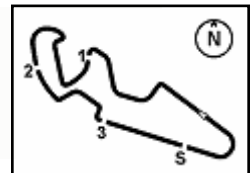
21° 73 J. CRETARD (1'54.256)								
Lap	Seg1	Seg2	Seg3	Seg4	Lap Time	km/h	Local Time	
1			33.158	22.327	28.165	2'01.633	274,8	15:17'34.795
2	32.609	32.280	21.987	28.412	1'55.288	274,1	15:19'30.083	
3	33.121	32.443	21.960	27.915	1'55.439	273,4	15:21'25.522	
4	33.070	32.246	22.166	27.999	1'55.481	270,0	15:23'21.003	
5	32.424	32.375	21.899	27.813	1'54.511	273,4	15:25'15.514	
6	32.816	32.433	21.876	27.902	1'55.027	272,7	15:27'10.541	
7	32.741	32.571	21.818	27.862	1'54.992	275,5	15:29'05.533	
8	32.883	32.291	22.038	28.004	1'55.216	271,4	15:31'00.749	
9	32.552	32.108	21.795	27.938	1'54.393	269,3	15:32'55.142	
10	32.549	32.231	21.968	27.921	1'54.669	274,8	15:34'49.811	
11	32.973	32.351	22.101	27.948	1'55.373	271,4	15:36'45.184	
12	32.559	32.240	22.124	27.895	1'54.818	270,7	15:38'40.002	
13	32.736	32.059	21.741	28.054	1'54.590	268,0	15:40'34.592	

29/09/2024

P = Pits In/Out - C = Lap Time Cancelled

These data/results cannot be reproduced, stored and/or transmitted in whole or in part by any manner of electronic, mechanical, photocopying, recording, broadcasting or otherwise now known or herein after developed without the previous express consent by the copyright owner, except for reproduction in daily press and regular printed publications on sale to the public within 60 days of the event related to those data/results and always provided that copyright symbol appears together as follows below.

© DORNA WSBK ORGANIZATION Srl 2024



Tissot Aragon Round, 27-29 September 2024
Chronological Analysis Race 2

Start at 15:15'33.162

4 / 5

14	32.614	32.394	21.943	27.819	1'54.770	271,4	15:42'29.362
15	32.452	32.148	21.828	27.828	1'54.256	270,7	15:44'23.618
Race Time 28'50.456							

4	32.816	32.273	22.002	28.666	1'55.757	261,5	15:23'26.324
5	32.770	32.186	21.883	28.611	1'55.450	262,8	15:25'21.774
6	32.720	32.378	21.912	28.638	1'55.648	260,2	15:27'17.422
7	32.691	32.406	21.869	28.510	1'55.476	260,9	15:29'12.898
8	32.714	32.334	21.770	28.467	1'55.285	264,1	15:31'08.183
9	32.750	32.206	21.897	28.629	1'55.482	266,7	15:33'03.665
10	32.811	32.450	22.055	28.422	1'55.738	267,3	15:34'59.403
11	32.831	32.506	21.862	28.559	1'55.758	261,5	15:36'55.161
12	32.842	32.466	21.999	28.642	1'55.949	260,9	15:38'51.110
13	32.892	32.446	21.887	28.615	1'55.840	260,2	15:40'46.950
14	32.945	32.464	21.945	28.660	1'56.014	261,5	15:42'42.964
15	32.982	32.473	21.979	28.692	1'56.126	259,6	15:44'39.090
Race Time 29'05.928							

22° 68 L. POWER [1'54.421]							
Lap	Seg1	Seg2	Seg3	Seg4	Lap Time	km/h	Local Time
1		32.822	22.476	28.053	2'01.252	275,5	15:17'34.414
2	32.769	32.167	22.206	28.371	1'55.513	273,4	15:19'29.927
3	33.083	32.252	21.980	28.080	1'55.395	272,7	15:21'25.322
4	32.944	32.145	22.020	28.000	1'55.109	269,3	15:23'20.431
5	32.758	32.206	21.904	28.000	1'54.868	270,0	15:25'15.299
6	32.544	32.095	22.007	27.968	1'54.614	267,3	15:27'09.913
7	33.023	32.171	21.871	28.024	1'55.089	271,4	15:29'05.002
8	32.588	32.257	21.787	28.045	1'54.677	274,8	15:30'59.679
9	32.634	32.052	21.915	27.916	1'54.517	270,7	15:32'54.196
10	32.544	32.492	22.354	28.096	1'55.486	273,4	15:34'49.682
11	32.761	32.157	22.040	28.054	1'55.012	268,7	15:36'44.694
12	32.663	32.186	21.878	28.186	1'54.913	268,7	15:38'39.607
13	32.507	32.161	22.001	28.251	1'54.920	269,3	15:40'34.527
14	32.929	32.225	22.043	27.822	1'55.019	274,8	15:42'29.546
15	32.442	32.136	21.948	27.895	1'54.421	269,3	15:44'23.967
Race Time 28'50.805							

26° 89 K. BIN PAWI [1'55.489]							
Lap	Seg1	Seg2	Seg3	Seg4	Lap Time	km/h	Local Time
1		33.193	22.513	28.217	2'01.700	276,2	15:17'34.862
2	32.972	32.417	22.036	28.259	1'55.684	272,0	15:19'30.546
3	32.972	32.415	22.074	28.028	1'55.489	273,4	15:21'26.035
4	33.238	32.382	22.084	28.151	1'55.855	274,1	15:23'21.890
5	32.845	32.599	21.972	28.186	1'55.602	274,8	15:25'17.492
6	33.849	32.390	22.052	28.486	1'56.777	267,3	15:27'14.269
7	33.039	32.510	22.124	28.553	1'56.226	267,3	15:29'10.495
8	33.167	32.484	22.147	28.349	1'56.147	272,7	15:31'06.642
9	33.115	32.505	22.116	28.420	1'56.156	263,4	15:33'02.798
10	33.189	32.630	22.096	28.627	1'56.542	263,4	15:34'59.340
11	33.506	32.342	22.068	28.482	1'56.398	266,0	15:36'55.738
12	33.166	32.513	22.202	28.379	1'56.260	264,7	15:38'51.998
13	33.060	32.525	22.191	28.435	1'56.211	264,1	15:40'48.209
14	33.072	32.397	22.243	28.517	1'56.229	263,4	15:42'44.438
15	33.091	32.491	22.248	28.444	1'56.274	264,1	15:44'40.712
Race Time 29'07.550							

23° 22 F. FULIGNI [1'54.426]							
Lap	Seg1	Seg2	Seg3	Seg4	Lap Time	km/h	Local Time
1		33.296	22.458	28.081	2'01.976	279,8	15:17'35.138
2	32.999	32.448	22.068	27.944	1'55.459	275,5	15:19'30.597
3	33.129	32.364	22.139	27.841	1'55.473	278,4	15:21'26.070
4	32.962	32.445	21.981	27.742	1'55.130	276,9	15:23'21.200
5	32.550	32.245	21.975	27.656	1'54.426	278,4	15:25'15.626
6	32.598	32.443	21.834	27.710	1'54.585	279,1	15:27'10.211
7	32.990	32.444	21.868	27.914	1'55.216	275,5	15:29'05.427
8	32.648	32.445	21.920	27.851	1'54.864	272,7	15:31'00.291
9	32.547	32.300	21.853	27.795	1'54.495	272,0	15:32'54.786
10	32.445	32.402	22.155	27.954	1'54.956	277,6	15:34'49.742
11	32.962	32.402	21.961	27.903	1'55.228	273,4	15:36'44.970
12	32.628	32.314	22.024	27.931	1'54.897	270,7	15:38'39.867
13	33.340	32.592	21.914	27.868	1'55.714	272,0	15:40'35.581
14	32.713	32.603	22.013	27.936	1'55.265	270,7	15:42'30.846
15	32.702	32.526	22.091	28.229	1'55.548	268,0	15:44'26.394
Race Time 28'53.232							

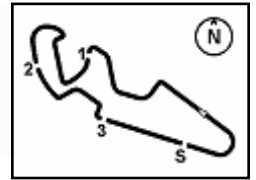
27° 39 K. KEANKUM [1'56.293]							
Lap	Seg1	Seg2	Seg3	Seg4	Lap Time	km/h	Local Time
1		33.311	22.536	28.200	2'02.333	272,0	15:17'35.495
2	33.221	32.810	22.247	28.688	1'56.966	263,4	15:19'32.461
3	34.277	34.497	22.730	28.756	2'00.260	259,6	15:21'32.721
4	33.645	33.124	22.644	28.738	1'58.151	258,4	15:23'30.872
5	33.403	32.929	22.382	28.749	1'57.463	260,2	15:25'28.335
6	33.678	32.946	22.315	28.835	1'57.774	259,6	15:27'26.109
7	33.391	32.897	22.311	28.691	1'57.290	260,2	15:29'23.399
8	33.655	33.190	22.356	28.856	1'58.057	259,6	15:31'21.456
9	33.640	32.941	22.390	36.496	2'05.467P	258,4	15:33'26.923
10	2'07.948	32.624	22.127	28.695	3'31.394P	259,6	15:36'58.317
11	33.160	32.834	22.107	28.896	1'56.997	259,6	15:38'55.314
12	33.160	32.739	22.182	28.536	1'56.617	259,6	15:40'51.931
13	32.947	32.715	22.122	28.509	1'56.293	260,2	15:42'48.224
14	33.076	32.660	22.121	28.576	1'56.433	260,2	15:44'44.657
Race Time 29'11.495							

24° 72 Y. RUIZ [1'54.882]							
Lap	Seg1	Seg2	Seg3	Seg4	Lap Time	km/h	Local Time
1		32.857	22.552	28.137	2'01.016		15:17'34.178
2	32.794	32.381	22.066	28.404	1'55.645		15:19'29.823
3	32.904	32.227	22.038	28.205	1'55.374		15:21'25.197
4	32.656	32.159	21.863	28.204	1'54.882		15:23'20.079
5	32.844	32.075	21.948	28.069	1'54.936		15:25'15.015
6	32.633	32.147	21.979	28.237	1'54.996		15:27'10.011
7	33.017	32.217	21.899	28.277	1'55.410		15:29'05.421
8	32.820	32.349	21.969	28.105	1'55.243		15:31'00.664
9	32.831	32.134	21.895	28.176	1'55.036		15:32'55.700
10	32.891	32.326	21.896	28.337	1'55.450		15:34'51.150
11	32.809	32.162	21.890	28.469	1'55.330		15:36'46.480
12	32.918	32.212	21.817	28.608	1'55.555		15:38'42.035
13	32.949	32.547	22.159	28.529	1'56.184		15:40'38.219
14	33.041	32.618	22.206	28.684	1'56.549		15:42'34.768
15	33.118	32.562	22.249	28.610	1'56.539		15:44'31.307
Race Time 28'58.145							

RET 77 M. PONS [1'55.377]							
Lap	Seg1	Seg2	Seg3	Seg4	Lap Time	km/h	Local Time
1		32.843	22.517	28.189	2'01.205	268,7	15:17'34.367
2	33.193	32.300	22.068	28.215	1'55.776	274,1	15:19'30.143
3	32.984	32.351	21.944	28.098	1'55.377	269,3	15:21'25.520
4	33.294	32.280	22.159	28.248	1'55.981	266,7	15:23'21.501
5	33.016	32.481	21.994	28.537	1'56.028	263,4	15:25'17.529
6	32.894	32.682	22.120	28.578	1'56.274	259,6	15:27'13.803
7	32.831	32.675	22.164	28.795	1'56.465	257,8	15:29'10.268
8	33.089	32.565	22.081	28.726	1'56.461	260,2	15:31'06.729
9	33.124	32.564	22.235	34.826	2'02.749P	258,4	15:33'09.478
Race Time 17'36.316							

25° 3 R. DE ROSA [1'55.285]							
Lap	Seg1	Seg2	Seg3	Seg4	Lap Time	km/h	Local Time
1		32.884	23.279	30.790	2'04.336	262,1	15:17'37.498
2	34.098	32.661	22.063	28.447	1'57.269	262,1	15:19'34.767
3	32.746	32.394	22.018	28.642	1'55.800	261,5	15:21'30.567

RET 5 N. ANTONELLI [1'54.583]							
Lap	Seg1	Seg2	Seg3	Seg4	Lap Time	km/h	Local Time
1		32.843	22.517	28.189	2'01.205	268,7	15:17'34.367
2	33.193	32.300	22.068	28.215	1'55.776	274,1	15:19'30.143
3	32.984	32.351	21.944	28.098	1'55.377	269,3	15:21'25.520
4	33.294	32.280	22.159	28.248	1'55.981	266,7	15:23'21.501
5	33.016	32.481	21.994	28.537	1'56.028	263,4	15:25'17.529
6	32.894	32.682	22.120	28.578	1'56.274	259,6	15:27'13.803
7	32.831	3					



Tissot Aragon Round, 27-29 September 2024
Chronological Analysis Race 2

Start at 15:15'33.162

1		32.691	22.440	28.041	1'59.804	272,0	15:17'32.966
2	32.728	32.604	22.482	28.067	1'55.881	272,0	15:19'28.847
3	33.049	32.213	22.076	27.970	1'55.308	272,0	15:21'24.155
4	32.679	32.230	22.062	27.902	1'54.873	271,4	15:23'19.028
5	32.530	32.327	22.062	27.807	1'54.726	275,5	15:25'13.754
6	32.587	32.245	22.020	28.054	1'54.906	268,0	15:27'08.660
7	32.494	32.177	21.949	27.963	1'54.583	268,7	15:29'03.243
8	36.793	33.832	21.966	28.235	2'00.826	268,7	15:31'04.069
9	39.254	33.174	22.676	35.651	2'10.755P	257,1	15:33'14.824

Race Time 1741.662

RET **54 B. SOFUOGLU (1'53.811)**

Lap	Seg.1	Seg.2	Seg.3	Seg.4	Lap Time	km/h	Local Time
1		32.605	22.122	27.750	1'58.362	276,9	15:17'31.524
2	32.480	31.984	21.817	27.883	1'54.164	271,4	15:19'25.688
3	32.366	31.911	21.783	27.751	1'53.811	274,8	15:21'19.499
4	32.415	31.975	21.802	27.754	1'53.946	272,7	15:23'13.445
5	32.344	31.968	21.759	27.916	1'53.987	271,4	15:25'07.432
6	32.314	31.872	21.807	27.922	1'53.915	267,3	15:27'01.347
7	32.532	32.030	21.789	28.004	1'54.355	267,3	15:28'55.702
8	32.567				2'45.597P		15:31'41.299

Race Time 16'08.137

RET **17 J. MCPHEE (1'54.034)**

Lap	Seg.1	Seg.2	Seg.3	Seg.4	Lap Time	km/h	Local Time
1		32.219	21.732	27.651	1'57.631	272,0	15:17'30.793
2	32.503	31.947	21.855	27.729	1'54.034	270,0	15:19'24.827
3	32.903	31.873	21.773	27.656	1'54.205	273,4	15:21'19.032
4	32.702	32.010	22.272	35.060	2'02.044P	256,5	15:23'21.076

Race Time 7'47.914

RET **16 A. ANUAR**

Lap	Seg.1	Seg.2	Seg.3	Seg.4	Lap Time	km/h	Local Time
1		33.230	22.541	28.295	2'01.945	276,2	15:17'35.107
2	33.906						

Race Time 2'01.945

29/09/2024

P = Pits In/Out - C = Lap Time Cancelled

These data/results cannot be reproduced, stored and/or transmitted in whole or in part by any manner of electronic, mechanical, photocopying, recording, broadcasting or otherwise now known or herein after developed without the previous express consent by the copyright owner, except for reproduction in daily press and regular printed publications on sale to the public within 60 days of the event related to those data/results and always provided that copyright symbol appears together as follows below.

© DORNA WSBK ORGANIZATION Srl 2024