

**Tissot Aragon Round, 27-29 September 2024**  
**Biographical Entry List**

No.	Rider (Abbreviation)	Age	Date of Birth	Place of Birth	Nat	Bike Team	Wins 2024	Podiums 2024	Pole 2024	Races 2024	Tyres	Class
1	<b>3 DE ROSA Raffaele</b> [DeR]	37	25/03/1987	Napoli	ITA	<b>QJMOTOR SRK 800 RR</b> QJMOTOR Factory Racing	1	19		154	Pirelli	*
2	<b>4 ODENDAAL Steven</b> [Ode]	31	02/03/1993	Johannesburg	RSA	<b>Triumph Street Triple RS 765</b> WRP by SKM-Triumph	5	12		42	Pirelli	
3	<b>5 ANTONELLI Niccolò</b> [Ant]	28	23/02/1996	Cattolica	ITA	<b>Ducati Panigale V2</b> Ecosantagata Althea Racing Team				17	Pirelli	
4	<b>9 NAVARRO Jorge</b> [Nav]	28	03/02/1996	Valencia	ESP	<b>Ducati Panigale V2</b> Orelac Racing Verdunatura		2		42	Pirelli	
5**	<b>16 ANUAR Azroy</b> [Anu]	24	17/11/1999	Kuala Lumpur	MAS	<b>Honda CBR600RR</b> PETRONAS MIE Racing Honda					Pirelli	
6	<b>17 MCPHEE John</b> [McP]	30	14/07/1994	Oban, Argyll And Bute	GBR	<b>Triumph Street Triple RS 765</b> WRP by SKM-Triumph		1		40	Pirelli	
7	<b>22 FULIGNI Federico</b> [Ful]	29	01/06/1995	Bologna	ITA	<b>Ducati Panigale V2</b> Orelac Racing Verdunatura				91	Pirelli	*
8	<b>23 SCHROETTER Marcel</b> [Sch]	31	02/01/1993	Landsberg Am Lech	GER	<b>MV Agusta F3 800 RR</b> MV Agusta Reparto Corse			11	44	Pirelli	
9	<b>27 TOBA Kaito</b> [Tob]	24	07/04/2000	Fukuova	JPN	<b>Honda CBR600RR</b> PETRONAS MIE Racing Honda				18	Pirelli	
10	<b>28 VAN STRAALEN Glenn</b> [vSt]	23	30/09/2000	Hoogkarspel	NED	<b>Yamaha YZF R6</b> Pata Yamaha Ten Kate Racing	1	5		95	Pirelli	
11	<b>32 BAYLISS Oliver</b> [Bay]	21	20/09/2003	Monaco	AUS	<b>Ducati Panigale V2</b> D34G Racing WorldSSP Team				53	Pirelli	
12	<b>39 KEANKUM Krittapat</b> [Kea]	19	22/02/2005	Nonthabuuri	THA	<b>Yamaha YZF R6</b> Yamaha Thailand Racing Team				10	Pirelli	
13	<b>40 CORSI Simone</b> [Cor]	37	24/04/1987	Roma	ITA	<b>Ducati Panigale V2</b> Renzi Corse				22	Pirelli	*
14*	<b>47 DIAZ Joan</b> [Diz]	25	14/06/1999	Santa Coloma de Queralt	ESP	<b>Triumph Street Triple RS 765</b> PS Racing Team				2	Pirelli	
15	<b>50 VOSTATEK Ondrej</b> [Vos]	20	26/08/2004	Praha 4	CZE	<b>Triumph Street Triple RS 765</b> PTR Triumph				58	Pirelli	
16	<b>51 SARMOON Anupab</b> [Sar]	30	09/12/1993	Chiang Mai	THA	<b>Yamaha YZF R6</b> Yamaha Thailand Racing Team				42	Pirelli	
17	<b>52 GOMEZ RUS Borja</b> [Gom]	19	10/02/2005	Alicante	ESP	<b>Kawasaki ZX-6R</b> VIAMO Racing by MTM				4	Pirelli	
18	<b>53 DEBISE Valentin</b> [Deb]	32	12/02/1992	Albi	FRA	<b>Yamaha YZF R6</b> Evan Bros. WorldSSP Yamaha Team			6	64	Pirelli	
19	<b>54 SOFUOGLU Bahattin</b> [Sof]	21	19/08/2003	Adapazari	TUR	<b>MV Agusta F3 800 RR</b> MV Agusta Reparto Corse	1	4		57	Pirelli	
20	<b>55 MONTELLA Yari</b> [Mon]	24	05/01/2000	Oliveto Citra	ITA	<b>Ducati Panigale V2</b> Barni Spark Racing Team	6	17	2	64	Pirelli	
21	<b>61 ONCU Can</b> [Onc]	21	26/07/2003	Alanya	TUR	<b>Kawasaki ZX-6R</b> Kawasaki Puccetti Racing	1	14		94	Pirelli	
22	<b>62 MANZI Stefano</b> [Man]	25	29/03/1999	Rimini	ITA	<b>Yamaha YZF R6</b> Pata Yamaha Ten Kate Racing	7	35	2	67	Pirelli	
23	<b>64 CARICASULO Federico</b> [Car]	28	06/04/1996	Ravenna	ITA	<b>MV Agusta F3 800 RR</b> Motozoo ME AIR Racing	7	35	12	135	Pirelli	
24	<b>66 TUULI Niki</b> [Tuu]	28	26/10/1995	Imatra	FIN	<b>Ducati Panigale V2</b> EAB Racing Team	3	12	2	102	Pirelli	
25	<b>68 POWER Luke</b> [Pow]	19	30/11/2004	Ferntree Gully	AUS	<b>MV Agusta F3 800 RR</b> Motozoo ME AIR Racing				34	Pirelli	*
26	<b>69 BOOTH-AMOS Thomas</b> [Boo]	28	12/03/1996	Stafford	GBR	<b>Triumph Street Triple RS 765</b> PTR Triumph			1	55	Pirelli	
27	<b>71 EDWARDS Tom</b> [Edw]	23	09/07/2001	Wellington	AUS	<b>Ducati Panigale V2</b> D34G Racing WorldSSP Team				40	Pirelli	*
28	<b>72 RUIZ Yeray</b> [Rui]	21	15/08/2003	Malaga	ESP	<b>Yamaha YZF R6</b> VFT Racing Yamaha				12	Pirelli	
29*	<b>73 CRETARO Jacopo</b> [Cre]	24	12/05/2000	Roma	ITA	<b>Triumph Street Triple RS 765</b> PS Racing Team				4	Pirelli	
30	<b>74 BIESIEKIRSKI Piotr</b> [Bie]	23	25/09/2001	Warszawa	POL	<b>Ducati Panigale V2</b> Ecosantagata Althea Racing Team				15	Pirelli	
31	<b>77 PONS Miquel</b> [Pon]	27	01/08/1997	Cami Blanc S/N Campanet	ESP	<b>Yamaha YZF R6</b> Team Prodina AltoGo				10	Pirelli	*
32	<b>89 BIN PAWI Khairul Idham</b> [Bin]	26	20/09/1998	Perak	MAS	<b>Honda CBR600RR</b> PETRONAS MIE Racing Honda				20	Pirelli	
33	<b>94 MAHIAS Lucas</b> [Mah]	35	14/04/1989	Mont de Marsan	FRA	<b>Yamaha YZF R6</b> GMT94 Yamaha	9	30	8	90	Pirelli	
34	<b>99 HUERTAS Adrian</b> [Hue]	21	21/08/2003	Parla - Madrid	ESP	<b>Ducati Panigale V2</b> Aruba.it Racing WorldSSP Team	9	14	6	62	Pirelli	

27/09/2024

\* = Wild Card

\*\* = One Event

**Tissot Aragon Round, 27-29 September 2024**  
**Results Free Practice**

MotorLand Aragon 5.077 m

1 / 3

No.	Rider	Nat	Team	Bike	Class	Time	Gap	Rel.	Laps	Speed	
										Avg	Max
1	<b>62 S. MANZI</b>	ITA	Pata Yamaha Ten Kate Racing	Yamaha YZF R6		<b>1'53.626</b>			16	160,854	<b>275,5</b>
2	<b>61 C. ONCU</b>	TUR	Kawasaki Puccetti Racing	Kawasaki ZX-6R		<b>1'53.647</b>	0.021	0.021	16	160,824	<b>278,4</b>
3	<b>9 J. NAVARRO</b>	ESP	Orelac Racing Verdnavatura	Ducati Panigale V2		<b>1'53.765</b>	0.139	0.118	15	160,657	<b>278,4</b>
4	<b>55 Y. MONTELLA</b>	ITA	Barni Spark Racing Team	Ducati Panigale V2		<b>1'53.897</b>	0.271	0.132	9	160,471	<b>277,6</b>
5	<b>23 M. SCHROETTER</b>	GER	MV Agusta Reparto Corse	MV Agusta F3 800 RR		<b>1'54.024</b>	0.398	0.127	15	160,293	<b>275,5</b>
6	<b>64 F. CARICASULO</b>	ITA	Motozoo ME AIR Racing	MV Agusta F3 800 RR		<b>1'54.174</b>	0.548	0.150	17	160,082	<b>282,0</b>
7	<b>54 B. SOFUOGLU</b>	TUR	MV Agusta Reparto Corse	MV Agusta F3 800 RR		<b>1'54.297</b>	0.671	0.123	16	159,910	<b>276,9</b>
8	<b>40 S. CORSI</b>	ITA	Renzi Corse	Ducati Panigale V2	*	<b>1'54.342</b>	0.716	0.045	14	159,847	<b>273,4</b>
9	<b>99 A. HUERTAS</b>	ESP	Aruba.it Racing WorldSSP Team	Ducati Panigale V2		<b>1'54.368</b>	0.742	0.026	15	159,810	<b>280,5</b>
10	<b>17 J. MCPHEE</b>	GBR	WRP by SKM-Triumph	Triumph Street Triple RS 765		<b>1'54.445</b>	0.819	0.077	14	159,703	<b>281,3</b>
11	<b>53 V. DEBISE</b>	FRA	Evan Bros. WorldSSP Yamaha Team	Yamaha YZF R6		<b>1'54.452</b>	0.826	0.007	15	159,693	<b>279,1</b>
12	<b>94 L. MAHIAS</b>	FRA	GMT94 Yamaha	Yamaha YZF R6		<b>1'54.468</b>	0.842	0.016	16	159,671	<b>277,6</b>
13	<b>69 T. BOOTH-AMOS</b>	GBR	PTR Triumph	Triumph Street Triple RS 765		<b>1'54.499</b>	0.873	0.031	14	159,628	<b>276,2</b>
14	<b>52 B. GOMEZ RUS</b>	ESP	VIAMO Racing by MTM	Kawasaki ZX-6R		<b>1'54.579</b>	0.953	0.080	16	159,516	<b>276,9</b>
15	<b>5 N. ANTONELLI</b>	ITA	Ecosantagata Althea Racing Team	Ducati Panigale V2		<b>1'54.584</b>	0.958	0.005	14	159,509	<b>274,1</b>
16	<b>32 O. BAYLISS</b>	AUS	D34G Racing WorldSSP Team	Ducati Panigale V2		<b>1'54.636</b>	1.010	0.052	17	159,437	<b>274,8</b>
17	<b>66 N. TUULI</b>	FIN	EAB Racing Team	Ducati Panigale V2		<b>1'54.912</b>	1.286	0.276	15	159,054	<b>277,6</b>
18	<b>28 G. VAN STRAALEN</b>	NED	Pata Yamaha Ten Kate Racing	Yamaha YZF R6		<b>1'54.919</b>	1.293	0.007	14	159,044	<b>272,7</b>
19	<b>77 M. PONS</b>	ESP	Team Prodina AltoGo	Yamaha YZF R6	*	<b>1'54.988</b>	1.362	0.069	15	158,949	<b>270,7</b>
20	<b>27 K. TOBA</b>	JPN	PETRONAS MIE Racing Honda	Honda CBR600RR		<b>1'55.025</b>	1.399	0.037	8	158,898	<b>279,1</b>
21	<b>4 S. ODENDAAL</b>	RSA	WRP by SKM-Triumph	Triumph Street Triple RS 765		<b>1'55.044</b>	1.418	0.019	14	158,871	<b>279,1</b>
22	<b>71 T. EDWARDS</b>	AUS	D34G Racing WorldSSP Team	Ducati Panigale V2	*	<b>1'55.160</b>	1.534	0.116	16	158,711	<b>280,5</b>
23	<b>50 O. VOSTATEK</b>	CZE	PTR Triumph	Triumph Street Triple RS 765		<b>1'55.222</b>	1.596	0.062	14	158,626	<b>273,4</b>
24	<b>74 P. BIESIEKIRSKI</b>	POL	Ecosantagata Althea Racing Team	Ducati Panigale V2		<b>1'55.535</b>	1.909	0.313	16	158,196	<b>276,2</b>
25	<b>22 F. FULIGNI</b>	ITA	Orelac Racing Verdnavatura	Ducati Panigale V2	*	<b>1'55.787</b>	2.161	0.252	16	157,852	<b>276,2</b>
26	<b>3 R. DE ROSA</b>	ITA	QJMOTOR Factory Racing	QJMOTOR SRK 800 RR	*	<b>1'56.262</b>	2.636	0.475	16	157,207	<b>274,1</b>
27	<b>68 L. POWER</b>	AUS	Motozoo ME AIR Racing	MV Agusta F3 800 RR	*	<b>1'56.307</b>	2.681	0.045	15	157,146	<b>270,7</b>
28	<b>72 Y. RUIZ</b>	ESP	VFT Racing Yamaha	Yamaha YZF R6		<b>1'56.309</b>	2.683	0.002	15	157,143	<b>275,5</b>
29	<b>47 J. DIAZ</b>	ESP	PS Racing Team	Triumph Street Triple RS 765		<b>1'56.386</b>	2.760	0.077	7	157,040	<b>270,0</b>
30	<b>89 K. BIN PAWI</b>	MAS	PETRONAS MIE Racing Honda	Honda CBR600RR		<b>1'56.492</b>	2.866	0.106	15	156,897	<b>277,6</b>
31	<b>51 A. SARMOON</b>	THA	Yamaha Thailand Racing Team	Yamaha YZF R6		<b>1'56.860</b>	3.234	0.368	2	156,403	<b>270,7</b>
32	<b>73 J. CRETARO</b>	ITA	PS Racing Team	Triumph Street Triple RS 765		<b>1'57.147</b>	3.521	0.287	12	156,019	<b>272,7</b>
33	<b>39 K. KEANKUM</b>	THA	Yamaha Thailand Racing Team	Yamaha YZF R6		<b>1'57.949</b>	4.323	0.802	13	154,958	<b>274,1</b>
34	<b>16 A. ANUAR</b>	MAS	PETRONAS MIE Racing Honda	Honda CBR600RR		<b>1'58.381</b>	4.755	0.432	14	154,393	<b>274,1</b>

Qualifying Lap Time (105% of 1'53.626): **1'59.308**

\* WorldSSP Challenge

AIR	Humidity:	43%	Temp:	23°C
TRACK	Condition:	Dry	Temp:	30°C

Records	Pole	[SP]	2023 N.Bulega	1'52.306	162,740	Km/h
	Race	[RC2]	2023 N.Bulega	1'53.191	161,470	Km/h
	All Times	[SP]	2023 N.Bulega	1'52.306	162,740	Km/h

Start 27/09/2024 11:20 End 12:03 The results are provisional until the end of the time limit for protests and appeals and the completion of the technical checks.

These data/results cannot be reproduced, stored and/or transmitted in whole or in part by any manner of electronic, mechanical, photocopying, recording, broadcasting or otherwise now known or herein after developed without the previous express consent by the copyright owner, except for reproduction in daily press and regular printed publications on sale to the public within 60 days of the event related to those data/results and always provided that copyright symbol appears together as follows below.

© DORNA WSBK ORGANIZATION Srl 2024

**Tissot Aragon Round, 27-29 September 2024**  
**Results Free Practice**

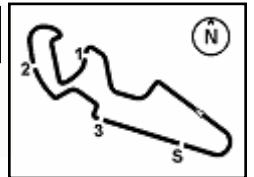
**Session Highlights**

Local Time	No. Rider	Description
11.20.00		Start of Session
11.20.03		WorldSSP Pit Intervention Time: 1min 11secs
11.25.26	<b>54 B. SOFUOGLU</b>	#54 On Asphalt - Rejoined - Turn 12
11.27.14	<b>51 A. SARMOON</b>	#51 Crashed - Turn 8
11.27.53	<b>72 Y. RUIZ</b>	#72 On Asphalt - Rejoined - Turn 14
11.28.16	<b>9 J. NAVARRO</b>	#9 On Asphalt - Rejoined - Turn 1
11.30.08	<b>5 N. ANTONELLI</b>	#5 Lap Time Cancelled [1'56.555] - Yellow Flag - Turn 8
11.30.13	<b>73 J. CRETARO</b>	#73 Lap Time Cancelled [1'59.222] - Yellow Flag - Turn 8
11.30.18	<b>50 O. VOSTATEK</b>	#50 Lap Time Cancelled [1'57.891] - Yellow Flag - Turn 8
11.30.23	<b>23 M. SCHROETTER</b>	#23 Lap Time Cancelled [1'55.405] - Yellow Flag - Turn 8
11.30.38	<b>94 L. MAHIAS</b>	#94 Lap Time Cancelled [2'00.952] - Yellow Flag - Turn 8
11.30.43	<b>28 G. VAN STRAALLEN</b>	#28 Lap Time Cancelled [1'58.211] - Yellow Flag - Turn 8
11.30.48	<b>47 J. DIAZ</b>	#47 Lap Time Cancelled [1'56.971] - Yellow Flag - Turn 8
11.30.53	<b>99 A. HUERTAS</b>	#99 Lap Time Cancelled [1'55.156] - Yellow Flag - Turn 8
11.30.58	<b>47 J. DIAZ</b>	#47 Lap Time Cancelled [1'56.971] - Yellow Flag - Turn 8
11.31.03	<b>62 S. MANZI</b>	#62 Lap Time Cancelled [1'58.318] - Yellow Flag - Turn 8
11.47.55	<b>27 K. TOBA</b>	#27 Crashed - Turn 17
11.48.18	<b>55 Y. MONTELLA</b>	#55 Crashed - Turn 10
11.50.19	<b>40 S. CORSI</b>	#40 Stopped with Technical Problem - Turn 5
11.51.07	<b>53 V. DEBISE</b>	#53 Lap Time Cancelled [12'03.233] - Yellow Flag - Turn 16
11.51.12	<b>73 J. CRETARO</b>	#73 Lap Time Cancelled [1'57.218] - Yellow Flag - Turn 16
11.51.17	<b>52 B. GOMEZ RUS</b>	#52 Lap Time Cancelled [1'55.948] - Yellow Flag - Turn 16
11.51.22	<b>66 N. TUULI</b>	#66 Lap Time Cancelled [1'55.499] - Yellow Flag - Turn 16
11.51.27	<b>71 T. EDWARDS</b>	#71 Lap Time Cancelled [1'57.230] - Yellow Flag - Turn 16
11.51.32	<b>77 M. PONS</b>	#77 Lap Time Cancelled [2'14.253] - Yellow Flag - Turn 16
11.51.38	<b>50 O. VOSTATEK</b>	#50 Lap Time Cancelled [12'19.178] - Yellow Flag - Turn 16
11.51.42	<b>99 A. HUERTAS</b>	#99 Lap Time Cancelled [8'27.523] - Yellow Flag - Turn 16
11.52.27	<b>40 S. CORSI</b>	#40 Lap Time Cancelled [1'55.551] - Yellow Flag - Turn 10-11
11.52.32	<b>32 O. BAYLISS</b>	#32 Lap Time Cancelled [1'55.215] - Yellow Flag - Turn 10-11
11.52.37	<b>64 F. CARICASULO</b>	#64 Lap Time Cancelled [1'55.843] - Yellow Flag - Turn 10-11
11.52.43	<b>74 P. BIESIEKIRSKI</b>	#74 Lap Time Cancelled [1'55.824] - Yellow Flag - Turn 10-11
11.52.47	<b>54 B. SOFUOGLU</b>	#54 Lap Time Cancelled [10'02.891] - Yellow Flag - Turn 10-11
11.52.52	<b>9 J. NAVARRO</b>	#9 Lap Time Cancelled [1'55.388] - Yellow Flag - Turn 10-11
11.52.57	<b>72 Y. RUIZ</b>	#72 Lap Time Cancelled [11'01.862] - Yellow Flag - Turn 10-11
11.53.02	<b>61 C. ONCU</b>	#61 Lap Time Cancelled [1'57.310] - Yellow Flag - Turn 10-11
11.53.07	<b>3 R. DE ROSA</b>	#3 Lap Time Cancelled [1'57.540] - Yellow Flag - Turn 10-11
11.53.09	<b>73 J. CRETARO</b>	#73 Crashed - Turn 9
11.53.12	<b>22 F. FULIGNI</b>	#22 Lap Time Cancelled [1'59.065] - Yellow Flag - Turn 10-11
11.53.17	<b>94 L. MAHIAS</b>	#94 Lap Time Cancelled [1'56.123] - Yellow Flag - Turn 10-11
11.53.22	<b>69 T. BOOTH-AMOS</b>	#69 Lap Time Cancelled [2'07.011] - Yellow Flag - Turn 10-11
11.53.27	<b>89 K. BIN PAWI</b>	#89 Lap Time Cancelled [2'04.604] - Yellow Flag - Turn 10-11
11.53.32	<b>53 V. DEBISE</b>	#53 Lap Time Cancelled [1'55.251] - Yellow Flag - Turn 10-11
11.53.32	<b>73 J. CRETARO</b>	#73 Rejoined
11.53.37	<b>73 J. CRETARO</b>	#73 Lap Time Cancelled [1'56.810] - Yellow Flag - Turn 10-11
11.53.42	<b>52 B. GOMEZ RUS</b>	#52 Lap Time Cancelled [1'55.971] - Yellow Flag - Turn 10-11
11.53.47	<b>39 K. KEANKUM</b>	#39 Lap Time Cancelled [11'40.910] - Yellow Flag - Turn 10-11
11.53.52	<b>66 N. TUULI</b>	#66 Lap Time Cancelled [1'55.090] - Yellow Flag - Turn 10-11
11.53.57	<b>71 T. EDWARDS</b>	#71 Lap Time Cancelled [1'55.347] - Yellow Flag - Turn 10-11
11.54.02	<b>50 O. VOSTATEK</b>	#50 Lap Time Cancelled [1'56.246] - Yellow Flag - Turn 10-11
11.54.07	<b>16 A. ANUAR</b>	#16 Lap Time Cancelled [8'12.714] - Yellow Flag - Turn 10-11
11.54.12	<b>99 A. HUERTAS</b>	#99 Lap Time Cancelled [1'55.087] - Yellow Flag - Turn 10-11
11.55.56	<b>71 T. EDWARDS</b>	#71 Lap Time Cancelled [1'55.366] - Yellow Flag - Turn 8
11.56.01	<b>50 O. VOSTATEK</b>	#50 Lap Time Cancelled [1'55.523] - Yellow Flag - Turn 8
11.56.07	<b>99 A. HUERTAS</b>	#99 Lap Time Cancelled [1'55.814] - Yellow Flag - Turn 8
11.56.12	<b>69 T. BOOTH-AMOS</b>	#69 Lap Time Cancelled [4'38.592] - Yellow Flag - Turn 8
11.56.16	<b>16 A. ANUAR</b>	#16 Lap Time Cancelled [2'00.282] - Yellow Flag - Turn 8

27/09/2024 Start 11:20 End 12:03 The results are provisional until the end of the time limit for protests and appeals and the completion of the technical checks.

These data/results cannot be reproduced, stored and/or transmitted in whole or in part by any manner of electronic, mechanical, photocopying, recording, broadcasting or otherwise now known or herein after developed without the previous express consent by the copyright owner, except for reproduction in daily press and regular printed publications on sale to the public within 60 days of the event related to those data/results and always provided that copyright symbol appears together as follows below.

© DORNA WSBK ORGANIZATION Srl 2024



**Tissot Aragon Round, 27-29 September 2024**  
**Results Free Practice**

12.03.00

End of Session

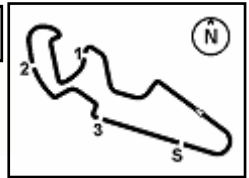
**Fastest Laps Sequence**

No.	Rider	Nat	Team	Bike	Local Time	Time	Gap	Avg
55	Y. MONTELLA	ITA	Barni Spark Racing Team	Ducati Panigale V2	11:23'53.086	<b>1'56.063</b>		157,477
61	C. ONCU	TUR	Kawasaki Puccetti Racing	Kawasaki ZX-6R	11:23'53.539	<b>1'55.632</b>	-0.431	158,064
55	Y. MONTELLA	ITA	Barni Spark Racing Team	Ducati Panigale V2	11:25'48.072	<b>1'54.986</b>	-0.646	158,952
61	C. ONCU	TUR	Kawasaki Puccetti Racing	Kawasaki ZX-6R	11:25'48.347	<b>1'54.808</b>	-0.178	159,198
23	M. SCHROETTER	GER	MV Agusta Reparto Corse	MV Agusta F3 800 RR	11:30'26.246	<b>1'54.537</b>	-0.271	159,575
62	S. MANZI	ITA	Pata Yamaha Ten Kate Racing	Yamaha YZF R6	11:31'02.663	<b>1'54.522</b>	-0.015	159,596
55	Y. MONTELLA	ITA	Barni Spark Racing Team	Ducati Panigale V2	11:31'32.449	<b>1'53.897</b>	-0.625	160,471
62	S. MANZI	ITA	Pata Yamaha Ten Kate Racing	Yamaha YZF R6	11:36'50.928	<b>1'53.875</b>	-0.022	160,502
62	S. MANZI	ITA	Pata Yamaha Ten Kate Racing	Yamaha YZF R6	11:42'38.240	<b>1'53.626</b>	-0.249	160,854

Start 11:20 End 12:03 The results are provisional until the end of the time limit for protests and appeals and the completion of the technical checks.

These data/results cannot be reproduced, stored and/or transmitted in whole or in part by any manner of electronic, mechanical, photocopying, recording, broadcasting or otherwise now known or herein after developed without the previous express consent by the copyright owner, except for reproduction in daily press and regular printed publications on sale to the public within 60 days of the event related to those data/results and always provided that copyright symbol appears together as follows below.

© DORNA WSBK ORGANIZATION Srl 2024



**Tissot Aragon Round, 27-29 September 2024**  
**Best Sectors & Speed Free Practice**

MotorLand Aragon 5.077 m

BEST LAP		
1	<b>62 S. MANZI</b>	Yamaha YZF R6 1'53.626
2	<b>61 C. ONCU</b>	Kawasaki ZX-6R 1'53.647
3	<b>9 J. NAVARRO</b>	Ducati Panigale V2 1'53.765
4	<b>55 Y. MONTELLA</b>	Ducati Panigale V2 1'53.897
5	<b>23 M. SCHROETTER</b>	MV Agusta F3 800 RR 1'54.024
6	<b>64 F. CARICASULO</b>	MV Agusta F3 800 RR 1'54.174
7	<b>54 B. SOFUOGLU</b>	MV Agusta F3 800 RR 1'54.297
8	<b>40 S. CORSI</b>	Ducati Panigale V2 1'54.342
9	<b>99 A. HUERTAS</b>	Ducati Panigale V2 1'54.368
10	<b>17 J. MCPHEE</b>	Triumph Street Triple RS 765 1'54.445
11	<b>53 V. DEBISE</b>	Yamaha YZF R6 1'54.452
12	<b>94 L. MAHIAS</b>	Yamaha YZF R6 1'54.468
13	<b>69 T. BOOTH-AMOS</b>	Triumph Street Triple RS 765 1'54.499
14	<b>52 B. GOMEZ RUS</b>	Kawasaki ZX-6R 1'54.579
15	<b>5 N. ANTONELLI</b>	Ducati Panigale V2 1'54.584
16	<b>32 D. BAYLISS</b>	Ducati Panigale V2 1'54.636
17	<b>66 N. TUULI</b>	Ducati Panigale V2 1'54.912
18	<b>28 G. VAN STRAALEN</b>	Yamaha YZF R6 1'54.919
19	<b>77 M. PONS</b>	Yamaha YZF R6 1'54.988
20	<b>27 K. TOBA</b>	Honda CBR600RR 1'55.025
21	<b>4 S. ODENDAAL</b>	Triumph Street Triple RS 765 1'55.044
22	<b>71 T. EDWARDS</b>	Ducati Panigale V2 1'55.160
23	<b>50 D. VOSTATEK</b>	Triumph Street Triple RS 765 1'55.222
24	<b>74 P. BIESIEKIRSKI</b>	Ducati Panigale V2 1'55.535
25	<b>22 F. FULIGNI</b>	Ducati Panigale V2 1'55.787
26	<b>3 R. DE ROSA</b>	QJMOTOR SRK 800 RR 1'56.262
27	<b>68 L. POWER</b>	MV Agusta F3 800 RR 1'56.307
28	<b>72 Y. RUIZ</b>	Yamaha YZF R6 1'56.309
29	<b>47 J. DIAZ</b>	Triumph Street Triple RS 765 1'56.386
30	<b>89 K. BIN PAWI</b>	Honda CBR600RR 1'56.492
31	<b>51 A. SARMOON</b>	Yamaha YZF R6 1'56.860
32	<b>73 J. CRETARO</b>	Triumph Street Triple RS 765 1'57.147
33	<b>39 K. KEANKUM</b>	Yamaha YZF R6 1'57.949
34	<b>16 A. ANUAR</b>	Honda CBR600RR 1'58.381

SPEED		
1	<b>64 F. CARICASULO</b>	MV Agusta F3 800 RR 282,0
2	<b>17 J. MCPHEE</b>	Triumph Street Triple RS 765 281,3
3	<b>71 T. EDWARDS</b>	Ducati Panigale V2 280,5
4	<b>99 A. HUERTAS</b>	Ducati Panigale V2 280,5
5	<b>4 S. ODENDAAL</b>	Triumph Street Triple RS 765 279,1
6	<b>27 K. TOBA</b>	Honda CBR600RR 279,1
7	<b>53 V. DEBISE</b>	Yamaha YZF R6 279,1
8	<b>9 J. NAVARRO</b>	Ducati Panigale V2 278,4
9	<b>61 C. ONCU</b>	Kawasaki ZX-6R 278,4
10	<b>89 K. BIN PAWI</b>	Honda CBR600RR 277,6
11	<b>94 L. MAHIAS</b>	Yamaha YZF R6 277,6
12	<b>55 Y. MONTELLA</b>	Ducati Panigale V2 277,6
13	<b>66 N. TUULI</b>	Ducati Panigale V2 277,6
14	<b>52 B. GOMEZ RUS</b>	Kawasaki ZX-6R 276,9
15	<b>54 B. SOFUOGLU</b>	MV Agusta F3 800 RR 276,9
16	<b>69 T. BOOTH-AMOS</b>	Triumph Street Triple RS 765 276,2
17	<b>74 P. BIESIEKIRSKI</b>	Ducati Panigale V2 276,2
18	<b>22 F. FULIGNI</b>	Ducati Panigale V2 276,2
19	<b>72 Y. RUIZ</b>	Yamaha YZF R6 275,5
20	<b>23 M. SCHROETTER</b>	MV Agusta F3 800 RR 275,5
21	<b>62 S. MANZI</b>	Yamaha YZF R6 275,5
22	<b>32 D. BAYLISS</b>	Ducati Panigale V2 274,8
23	<b>39 K. KEANKUM</b>	Yamaha YZF R6 274,1
24	<b>5 N. ANTONELLI</b>	Ducati Panigale V2 274,1
25	<b>16 A. ANUAR</b>	Honda CBR600RR 274,1
26	<b>3 R. DE ROSA</b>	QJMOTOR SRK 800 RR 274,1
27	<b>50 D. VOSTATEK</b>	Triumph Street Triple RS 765 273,4
28	<b>40 S. CORSI</b>	Ducati Panigale V2 273,4
29	<b>73 J. CRETARO</b>	Triumph Street Triple RS 765 272,7
30	<b>28 G. VAN STRAALEN</b>	Yamaha YZF R6 272,7
31	<b>68 L. POWER</b>	MV Agusta F3 800 RR 270,7
32	<b>51 A. SARMOON</b>	Yamaha YZF R6 270,7
33	<b>77 M. PONS</b>	Yamaha YZF R6 270,7
34	<b>47 J. DIAZ</b>	Triumph Street Triple RS 765 270,0

SEG. 1			SEG. 2			SEG. 3			SEG. 4		
1	<b>55 Y. MONTELLA</b>	32.042	1	<b>54 B. SOFUOGLU</b>	31.840	1	<b>62 S. MANZI</b>	21.463	1	<b>99 A. HUERTAS</b>	27.591
2	<b>61 C. ONCU</b>	32.264	2	<b>23 M. SCHROETTER</b>	31.867	2	<b>9 J. NAVARRO</b>	21.608	2	<b>64 F. CARICASULO</b>	27.618
3	<b>62 S. MANZI</b>	32.271	3	<b>64 F. CARICASULO</b>	31.874	3	<b>94 L. MAHIAS</b>	21.628	3	<b>61 C. ONCU</b>	27.659
4	<b>23 M. SCHROETTER</b>	32.318	4	<b>61 C. ONCU</b>	31.921	4	<b>61 C. ONCU</b>	21.743	4	<b>23 M. SCHROETTER</b>	27.674
5	<b>17 J. MCPHEE</b>	32.345	5	<b>62 S. MANZI</b>	31.953	5	<b>50 D. VOSTATEK</b>	21.781	5	<b>9 J. NAVARRO</b>	27.709
6	<b>5 N. ANTONELLI</b>	32.352	6	<b>9 J. NAVARRO</b>	31.962	6	<b>40 S. CORSI</b>	21.783	6	<b>55 Y. MONTELLA</b>	27.723
7	<b>99 A. HUERTAS</b>	32.373	7	<b>53 V. DEBISE</b>	32.016	7	<b>99 A. HUERTAS</b>	21.792	7	<b>71 T. EDWARDS</b>	27.803
8	<b>64 F. CARICASULO</b>	32.392	8	<b>69 T. BOOTH-AMOS</b>	32.046	8	<b>66 N. TUULI</b>	21.807	8	<b>69 T. BOOTH-AMOS</b>	27.814
9	<b>9 J. NAVARRO</b>	32.432	9	<b>40 S. CORSI</b>	32.068	9	<b>69 T. BOOTH-AMOS</b>	21.807	9	<b>74 P. BIESIEKIRSKI</b>	27.822
10	<b>40 S. CORSI</b>	32.476	10	<b>4 S. ODENDAAL</b>	32.105	10	<b>64 F. CARICASULO</b>	21.814	10	<b>54 B. SOFUOGLU</b>	27.822
11	<b>94 L. MAHIAS</b>	32.489	11	<b>17 J. MCPHEE</b>	32.115	11	<b>55 Y. MONTELLA</b>	21.833	11	<b>17 J. MCPHEE</b>	27.824
12	<b>53 V. DEBISE</b>	32.517	12	<b>55 Y. MONTELLA</b>	32.140	12	<b>23 M. SCHROETTER</b>	21.834	12	<b>53 V. DEBISE</b>	27.825
13	<b>32 D. BAYLISS</b>	32.551	13	<b>32 D. BAYLISS</b>	32.147	13	<b>17 J. MCPHEE</b>	21.834	13	<b>27 K. TOBA</b>	27.838
14	<b>52 B. GOMEZ RUS</b>	32.579	14	<b>99 A. HUERTAS</b>	32.162	14	<b>32 D. BAYLISS</b>	21.845	14	<b>5 N. ANTONELLI</b>	27.842
15	<b>77 M. PONS</b>	32.613	15	<b>27 K. TOBA</b>	32.172	15	<b>5 N. ANTONELLI</b>	21.859	15	<b>52 B. GOMEZ RUS</b>	27.845
16	<b>50 D. VOSTATEK</b>	32.634	16	<b>28 G. VAN STRAALEN</b>	32.172	16	<b>28 G. VAN STRAALEN</b>	21.886	16	<b>40 S. CORSI</b>	27.852
17	<b>66 N. TUULI</b>	32.645	17	<b>5 N. ANTONELLI</b>	32.173	17	<b>54 B. SOFUOGLU</b>	21.887	17	<b>32 D. BAYLISS</b>	27.887
18	<b>71 T. EDWARDS</b>	32.670	18	<b>77 M. PONS</b>	32.178	18	<b>27 K. TOBA</b>	21.916	18	<b>62 S. MANZI</b>	27.894
19	<b>54 B. SOFUOGLU</b>	32.684	19	<b>52 B. GOMEZ RUS</b>	32.197	19	<b>53 V. DEBISE</b>	21.921	19	<b>28 G. VAN STRAALEN</b>	27.919
20	<b>69 T. BOOTH-AMOS</b>	32.690	20	<b>94 L. MAHIAS</b>	32.198	20	<b>4 S. ODENDAAL</b>	21.934	20	<b>94 L. MAHIAS</b>	27.954
21	<b>28 G. VAN STRAALEN</b>	32.776	21	<b>66 N. TUULI</b>	32.232	21	<b>52 B. GOMEZ RUS</b>	21.944	21	<b>4 S. ODENDAAL</b>	27.956
22	<b>4 S. ODENDAAL</b>	32.782	22	<b>71 T. EDWARDS</b>	32.316	22	<b>77 M. PONS</b>	21.973	22	<b>66 N. TUULI</b>	27.965
23	<b>27 K. TOBA</b>	32.800	23	<b>50 D. VOSTATEK</b>	32.351	23	<b>22 F. FULIGNI</b>	21.995	23	<b>22 F. FULIGNI</b>	28.050
24	<b>22 F. FULIGNI</b>	32.805	24	<b>74 P. BIESIEKIRSKI</b>	32.390	24	<b>71 T. EDWARDS</b>	22.096	24	<b>50 D. VOSTATEK</b>	28.149
25	<b>47 J. DIAZ</b>	32.881	25	<b>3 R. DE ROSA</b>	32.414	25	<b>74 P. BIESIEKIRSKI</b>	22.120	25	<b>77 M. PONS</b>	28.224
26	<b>72 Y. RUIZ</b>	32.918	26	<b>72 Y. RUIZ</b>	32.434	26	<b>3 R. DE ROSA</b>	22.128	26	<b>89 K. BIN PAWI</b>	28.244
27	<b>74 P. BIESIEKIRSKI</b>	32.934	27	<b>51 A. SARMOON</b>	32.506	27	<b>72 Y. RUIZ</b>	22.129	27	<b>51 A. SARMOON</b>	28.289
28	<b>68 L. POWER</b>	33.027	28	<b>22 F. FULIGNI</b>	32.508	28	<b>68 L. POWER</b>	22.207	28	<b>73 J. CRETARO</b>	28.301
29	<b>73 J. CRETARO</b>	33.029	29	<b>47 J. DIAZ</b>	32.512	29	<b>73 J. CRETARO</b>	22.209	29	<b>68 L. POWER</b>	28.330
30	<b>3 R. DE ROSA</b>	33.054	30	<b>89 K. BIN PAWI</b>	32.519	30	<b>89 K. BIN PAWI</b>	22.242	30	<b>39 K. KEANKUM</b>	28.338
31	<b>89 K. BIN PAWI</b>	33.183	31	<b>68 L. POWER</b>	32.546	31	<b>47 J. DIAZ</b>	22.283	31	<b>72 Y. RUIZ</b>	28.357
32	<b>51 A. SARMOON</b>	33.571	32	<b>73 J. CRETARO</b>	32.733	32	<b>16 A. ANUAR</b>	22.350	32	<b>47 J. DIAZ</b>	28.426
33	<b>39 K. KEANKUM</b>	33.608	33	<b>39 K. KEANKUM</b>	33.120	33	<b>39 K. KEANKUM</b>	22.460	33	<b>3 R. DE ROSA</b>	28.543
34	<b>16 A. ANUAR</b>	33.775	34	<b>16 A. ANUAR</b>	33.205	34	<b>51 A. SARMOON</b>	22.494	34	<b>16 A. ANUAR</b>	28.785

27/09/2024

These data/results cannot be reproduced, stored and/or transmitted in whole or in part by any manner of electronic, mechanical, photocopying, recording, broadcasting or otherwise now known or herein after developed without the previous express consent by the copyright owner, except for reproduction in daily press and regular printed publications on sale to the public within 60 days of the event related to those data/results and always provided that copyright symbol appears together as follows below.

© DORNA WSBK ORGANIZATION Srl 2024



**Tissot Aragon Round, 27-29 September 2024**  
**Ideal Times Free Practice**

No.	Rider	Nat	Bike	Seg. 1	Seg. 2	Seg. 3	Seg. 4	Ideal Time		
				Diff. 1	Diff. 2	Diff. 3	Diff. 4	Best Lap	Pos.	Diff.
1	<b>62 S. MANZI</b>	ITA	Yamaha YZF R6	32.271 +0.032	31.953	<b>21.463</b>	27.894 +0.013	<b>1'53.581</b> 1'53.626	1	0.045
2	<b>61 C. ONCU</b>	TUR	Kawasaki ZX-6R	32.264 +0.035	31.921	21.743 +0.025	27.659	<b>1'53.587</b> 1'53.647	2	0.060
3	<b>23 M. SCHROETTER</b>	GER	MV Agusta F3 800 RR	32.318	31.867 +0.269	21.834 +0.062	27.674	<b>1'53.693</b> 1'54.024	5	0.331
4	<b>64 F. CARICASULO</b>	ITA	MV Agusta F3 800 RR	32.392	31.874	21.814 +0.236	27.618 +0.240	<b>1'53.698</b> 1'54.174	6	0.476
5	<b>9 J. NAVARRO</b>	ESP	Ducati Panigale V2	32.432 +0.026	31.962 +0.028	21.608	27.709	<b>1'53.711</b> 1'53.765	3	0.054
6	<b>55 Y. MONTELLA</b>	ITA	Ducati Panigale V2	<b>32.042</b>	32.140 +0.065	21.833 +0.043	27.723 +0.051	<b>1'53.738</b> 1'53.897	4	0.159
7	<b>99 A. HUERTAS</b>	ESP	Ducati Panigale V2	32.373 +0.041	32.162 +0.165	21.792 +0.075	<b>27.591</b> +0.169	<b>1'53.918</b> 1'54.368	9	0.450
8	<b>17 J. MCPHEE</b>	GBR	Triumph Street Triple RS 765	32.345 +0.226	32.115	21.834	27.824 +0.101	<b>1'54.118</b> 1'54.445	10	0.327
9	<b>40 S. CORSI</b>	ITA	Ducati Panigale V2	32.476 +0.100	32.068	21.783 +0.063	27.852	<b>1'54.179</b> 1'54.342	8	0.163
10	<b>5 N. ANTONELLI</b>	ITA	Ducati Panigale V2	32.352 +0.187	32.173	21.859 +0.018	27.842 +0.153	<b>1'54.226</b> 1'54.584	15	0.358
11	<b>54 B. SOFUOGLU</b>	TUR	MV Agusta F3 800 RR	32.684 +0.060	<b>31.840</b>	21.887 +0.004	27.822	<b>1'54.233</b> 1'54.297	7	0.064
12	<b>94 L. MAHIAS</b>	FRA	Yamaha YZF R6	32.489	32.198 +0.004	21.628 +0.017	27.954 +0.178	<b>1'54.269</b> 1'54.468	12	0.199
13	<b>53 V. DEBISE</b>	FRA	Yamaha YZF R6	32.517	32.016	21.921 +0.173	27.825	<b>1'54.279</b> 1'54.452	11	0.173
14	<b>69 T. BOOTH-AMOS</b>	GBR	Triumph Street Triple RS 765	32.690 +0.062	32.046	21.807 +0.080	27.814	<b>1'54.357</b> 1'54.499	13	0.142
15	<b>32 D. BAYLISS</b>	AUS	Ducati Panigale V2	32.551 +0.061	32.147	21.845 +0.145	27.887	<b>1'54.430</b> 1'54.636	16	0.206
16	<b>52 B. GOMEZ RUS</b>	ESP	Kawasaki ZX-6R	32.579	32.197	21.944 +0.010	27.845 +0.004	<b>1'54.565</b> 1'54.579	14	0.014
17	<b>66 N. TUULI</b>	FIN	Ducati Panigale V2	32.645 +0.103	32.232 +0.084	21.807 +0.076	27.965	<b>1'54.649</b> 1'54.912	17	0.263
18	<b>27 K. TOBA</b>	JPN	Honda CBR600RR	32.800	32.172 +0.069	21.916 +0.230	27.838	<b>1'54.726</b> 1'55.025	20	0.299
19	<b>28 G. VAN STRAALEN</b>	NED	Yamaha YZF R6	32.776 +0.021	32.172 +0.145	21.886	27.919	<b>1'54.753</b> 1'54.919	18	0.166
20	<b>4 S. ODENDAAL</b>	RSA	Triumph Street Triple RS 765	32.782 +0.054	32.105 +0.155	21.934	27.956 +0.058	<b>1'54.777</b> 1'55.044	21	0.267
21	<b>71 T. EDWARDS</b>	AUS	Ducati Panigale V2	32.670	32.316 +0.109	22.096 +0.056	27.803 +0.110	<b>1'54.885</b> 1'55.160	22	0.275
22	<b>50 D. VOSTATEK</b>	CZE	Triumph Street Triple RS 765	32.634	32.351 +0.189	21.781 +0.118	28.149	<b>1'54.915</b> 1'55.222	23	0.307
23	<b>77 M. PONS</b>	ESP	Yamaha YZF R6	32.613	32.178	21.973	28.224	<b>1'54.988</b> 1'54.988	19	
24	<b>74 P. BIESIEKIRSKI</b>	POL	Ducati Panigale V2	32.934 +0.192	32.390 +0.077	22.120	27.822	<b>1'55.266</b> 1'55.535	24	0.269
25	<b>22 F. FULIGNI</b>	ITA	Ducati Panigale V2	32.805 +0.158	32.508 +0.063	21.995 +0.110	28.050 +0.098	<b>1'55.358</b> 1'55.787	25	0.429
26	<b>72 Y. RUIZ</b>	ESP	Yamaha YZF R6	32.918 +0.421	32.434 +0.045	22.129 +0.005	28.357	<b>1'55.838</b> 1'56.309	28	0.471
27	<b>47 J. DIAZ</b>	ESP	Triumph Street Triple RS 765	32.881 +0.072	32.512	22.283 +0.014	28.426 +0.198	<b>1'56.102</b> 1'56.386	29	0.284
28	<b>68 L. POWER</b>	AUS	MV Agusta F3 800 RR	33.027	32.546 +0.087	22.207 +0.084	28.330 +0.026	<b>1'56.110</b> 1'56.307	27	0.197
29	<b>3 R. DE ROSA</b>	ITA	QJMOTOR SRK 800 RR	33.054 +0.083	32.414	22.128 +0.040	28.543	<b>1'56.139</b> 1'56.262	26	0.123
30	<b>89 K. BIN PAWI</b>	MAS	Honda CBR600RR	33.183 +0.294	32.519 +0.010	22.242	28.244	<b>1'56.188</b> 1'56.492	30	0.304
31	<b>73 J. CRETARO</b>	ITA	Triumph Street Triple RS 765	33.029 +0.575	32.733	22.209 +0.300	28.301	<b>1'56.272</b> 1'57.147	32	0.875
32	<b>51 A. SARMOON</b>	THA	Yamaha YZF R6	33.571	32.506	22.494	28.289	<b>1'56.860</b> 1'56.860	31	
33	<b>39 K. KEANKUM</b>	THA	Yamaha YZF R6	33.608	33.120	22.460 +0.153	28.338 +0.270	<b>1'57.526</b> 1'57.949	33	0.423
34	<b>16 A. ANUAR</b>	MAS	Honda CBR600RR	33.775	33.205 +0.017	22.350	28.785 +0.249	<b>1'58.115</b> 1'58.381	34	0.266
<b>Overall Ideal Time</b>				32.042	31.840	21.463	27.591	<b>1'52.936</b>		

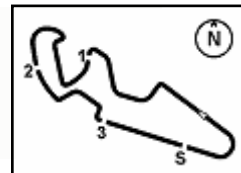
27/09/2024

These data/results cannot be reproduced, stored and/or transmitted in whole or in part by any manner of electronic, mechanical, photocopying, recording, broadcasting or otherwise now known or herein after developed without the previous express consent by the copyright owner, except for reproduction in daily press and regular printed publications on sale to the public within 60 days of the event related to those data/results and always provided that copyright symbol appears together as follows below.

© DORNA WSBK ORGANIZATION Srl 2024

FIGR PERUGIA TIMING





MotorLand Aragon 5.077 m

**Tissot Aragon Round, 27-29 September 2024**  
**Chronological Analysis Free Practice**

1 / 5

1° 62 S. MANZI [1'53.626]							
Lap	Seg1	Seg2	Seg3	Seg4	Lap Time	km/h	Local Time
1		34.080	23.343	28.483		271,4	
2	33.956	32.374	22.043	28.217	1'56.590	270,7	11:25'14.878
3	32.942	32.300	21.740	27.963	1'54.945	273,4	11:27'09.823
4	32.677	34.455	22.639	28.547	1'58.318C	270,7	11:29'08.141
5	32.561	32.203	21.770	27.988	1'54.522	271,4	11:31'02.663
6	32.435	32.029	22.756	33.130	2'00.350	263,4	11:33'03.013
7	32.506	31.973	21.667	<b>27.894</b>	1'54.040	272,7	11:34'57.053
8	<b>32.271</b>	31.973	21.627	28.004	1'53.875	271,4	11:36'50.928
9	36.945	32.507	22.326	28.026	1'59.804	272,7	11:38'50.732
10	32.366	31.998	21.601	27.917	1'53.882	272,7	11:40'44.614
11	32.303	<b>31.953</b>	<b>21.463</b>	27.907	<b>1'53.626</b>	271,4	11:42'38.240
12	33.946	33.631	24.008	35.276	2'06.861P	270,0	11:44'45.101
13	7'14.363	32.479	21.918	28.068	8'36.828P	272,7	11:53'21.929
14	32.443	32.010	21.678	27.975	1'54.106	274,1	11:55'16.035
15	35.471	35.391	22.291	28.046	2'01.199	273,4	11:57'17.234
16	32.484	32.058	23.519	30.299	1'58.360	269,3	11:59'15.594
17	34.269	32.356	21.723	28.638	1'56.986	<b>275,5</b>	12:01'12.580

2° 61 C. ONCU [1'53.647]							
Lap	Seg1	Seg2	Seg3	Seg4	Lap Time	km/h	Local Time
1		32.752	23.021	28.144		274,1	
2	33.114	32.263	22.289	27.966	1'55.632	<b>278,4</b>	11:23'53.539
3	32.762	32.190	22.031	27.825	1'54.808	275,5	11:25'48.347
4	32.578	32.287	22.201	27.753	1'54.819	276,2	11:27'43.166
5	32.475	33.908	22.344	27.941	1'56.668	274,1	11:29'39.834
6	32.531	32.278	21.967	28.193	1'54.969	270,7	11:31'34.803
7	32.592	32.308	21.905	28.201	1'55.006	270,7	11:33'29.809
8	32.799	32.423	21.993	28.364	1'55.579	269,3	11:35'25.388
9	32.886	32.586	22.218	34.837	2'02.527P	266,7	11:37'27.915
10	8'49.953	36.540	25.038	29.243	10'20.774P	255,3	11:47'48.689
11	32.685	33.524	22.720	28.381	1'57.310C	270,7	11:49'45.999
12	32.538	31.974	21.875	27.892	1'54.279	273,4	11:51'40.278
13	32.469	32.171	<b>21.743</b>	27.912	1'54.295	272,7	11:53'34.573
14	32.563	32.481	21.900	28.101	1'55.045	270,7	11:55'29.618
15	<b>32.264</b>	34.836	31.811	28.430	2'07.341	274,8	11:57'36.959
16	32.299	<b>31.921</b>	21.768	<b>27.659</b>	<b>1'53.647</b>	<b>278,4</b>	11:59'30.606
17	32.971	32.285	22.870	27.888	1'56.014	276,2	12:01'26.620

3° 9 J. NAVARRO [1'53.765]							
Lap	Seg1	Seg2	Seg3	Seg4	Lap Time	km/h	Local Time
1		34.099	23.396	28.772		<b>278,4</b>	
2	34.101	33.436	22.273	28.150	1'57.960	276,9	11:24'08.467
3	33.046	32.552	21.992	28.053	1'55.643	272,0	11:26'04.110
4	32.845	32.234	21.933	27.962	1'54.974	275,5	11:27'59.084
5	38.223	32.543	22.884	27.930	2'01.580	274,8	11:30'00.664
6	32.657	32.277	21.931	27.962	1'54.827	273,4	11:31'55.491
7	<b>32.432</b>	32.146	21.846	27.938	1'54.362	272,7	11:33'49.853
8	32.470	32.068	21.705	27.890	1'54.133	274,8	11:35'43.986
9	34.752	32.609	22.313	34.224	2'03.898P	273,4	11:37'47.884
10	6'37.083	32.898	22.131	28.093	8'00.205P	274,1	11:45'48.089
11	32.737	32.339	21.874	28.243	1'55.193	272,0	11:47'43.282
12	32.801	32.492	22.086	28.009	1'55.388C	275,5	11:49'38.670
13	37.196	32.879	22.334	36.689	2'09.098P	225,5	11:51'47.768
14	3'35.206	32.870	21.913	28.105	4'58.094P	272,7	11:56'45.862
15	32.476	<b>31.962</b>	21.749	27.791	1'53.978	273,4	11:58'39.840
16	32.458	31.990	<b>21.608</b>	<b>27.709</b>	<b>1'53.765</b>	274,1	12:00'33.605

4° 55 Y. MONTELLA [1'53.897]							
Lap	Seg1	Seg2	Seg3	Seg4	Lap Time	km/h	Local Time
1		33.647	23.148	28.065		274,8	

2	33.420	32.645	22.261	27.737	1'56.063	276,2	11:23'53.086
3	32.627	32.455	22.114	27.790	1'54.986	274,1	11:25'48.072
4	32.624	32.331	22.112	27.933	1'55.000	273,4	11:27'43.072
5	32.828	32.852	21.983	27.817	1'55.480	275,5	11:29'38.552
6	<b>32.042</b>	32.205	21.876	27.774	<b>1'53.897</b>	274,1	11:31'32.449
7	32.213	32.348	26.412	34.273	2'05.246P	274,1	11:33'37.695
8	7'58.933	32.855	22.066	27.984	9'21.838P	274,1	11:42'59.533
9	32.345	32.310	<b>21.833</b>	27.935	1'54.423	273,4	11:44'53.956
10	32.301	<b>32.140</b>	21.848	<b>27.723</b>	1'54.012	<b>277,6</b>	11:46'47.968
11	32.310						

5° 23 M. SCHROETTER [1'54.024]							
Lap	Seg1	Seg2	Seg3	Seg4	Lap Time	km/h	Local Time
1		34.215	23.848	28.915		265,4	
2	33.909	32.618	22.216	28.058	1'56.801	268,7	11:24'41.051
3	33.027	32.357	21.967	27.902	1'55.253	267,3	11:26'36.304
4	32.892	32.486	22.114	27.913	1'55.405C	268,7	11:28'31.709
5	32.617	32.152	21.964	27.804	1'54.537	269,3	11:30'26.246
6	32.552	32.157	21.980	27.685	1'54.374	272,7	11:32'20.620
7	32.715	32.378	22.468	27.924	1'55.485	274,1	11:34'16.105
8	32.496	32.161	21.902	27.916	1'54.475	269,3	11:36'10.580
9	32.529	31.913	21.884	28.402	1'54.728	268,7	11:38'05.308
10	32.718	32.112	24.203	34.136	2'03.169P	267,3	11:40'08.477
11	9'37.688	34.228	23.398	29.628	11'04.942P	238,4	11:51'13.419
12	32.430	31.939	<b>21.834</b>	27.897	1'54.100	271,4	11:53'07.519
13	32.319	31.938	21.923	27.948	1'54.128	268,7	11:55'01.647
14	32.562	36.166	22.203	27.979	1'58.910	269,3	11:57'00.557
15	<b>32.318</b>	32.136	21.896	<b>27.674</b>	<b>1'54.024</b>	<b>275,5</b>	11:58'54.581
16	32.508	<b>31.867</b>	21.859	27.814	1'54.048	270,0	12:00'48.629

6° 64 F. CARICASULO [1'54.174]							
Lap	Seg1	Seg2	Seg3	Seg4	Lap Time	km/h	Local Time
1		33.881	23.862	28.655		279,1	
2	34.577	32.716	27.092	35.836	2'10.221	222,2	11:24'22.308
3	32.898	32.524	22.268	30.095	1'57.785	271,4	11:26'20.093
4	33.053	32.367	21.997	27.840	1'55.257	276,2	11:28'15.350
5	32.638	32.202	22.555	<b>27.618</b>	1'55.013	278,4	11:30'10.363
6	32.720	32.627	21.982	40.159	2'07.488P	271,4	11:32'17.851
7	6'02.738	32.593	22.165	28.142	7'25.638P	270,7	11:39'43.489
8	32.616	32.236	21.985	27.915	1'54.752	272,7	11:41'38.241
9	32.427	32.055	<b>21.814</b>	27.974	1'54.270	274,1	11:43'32.511
10	32.670	32.129	21.986	27.990	1'54.775	272,0	11:45'27.286
11	32.680	31.981	21.860	27.788	1'54.309	278,4	11:47'21.595
12	33.632	32.400	21.927	27.884	1'55.843C	274,8	11:49'17.438
13	32.596	32.008	22.176	27.918	1'54.698	276,2	11:51'12.136
14	32.489	32.105	22.160	45.582	2'12.336	279,8	11:53'24.472
15	32.743	31.932	<b>21.814</b>	27.980	1'54.469	273,4	11:55'18.941
16	<b>32.392</b>	<b>31.874</b>	22.050	27.858	<b>1'54.174</b>	276,2	11:57'13.115
17	32.561	31.993	22.010	28.034	1'54.598	<b>282,0</b>	11:59'07.713
18	33.038	32.293	21.983	28.020	1'55.334	276,2	12:01'03.047

7° 54 B. SOFUOGLU [1'54.297]							
Lap	Seg1	Seg2	Seg3	Seg4	Lap Time	km/h	Local Time
1		33.260	23.043	28.355		275,5	
2	33.773	32.897	22.509	28.284	1'57.463	274,1	11:23'57.616
3	33.188	32.330	27.985	28.000	2'01.503	272,0	11:25'59.119
4	33.005	32.216	22.149	27.921	1'55.291	274,1	11:27'54.410
5	33.026	32.241	22.175	27.900	1'55.342	275,5	11:29'49.752
6	33.003	32.407	22.209	28.076	1'55.695	274,1	11:31'45.447
7	33.018	32.304	22.136	28.093	1'55.551	273,4	11:33'40.998
8	33.044	32.289	22.268	28.019	1'55.620	272,7	11:35'36.618
9	33.167	32.234	22.169	28.125	1'55.695	272,0	11:37'32.313
10	33.086	32.374	22.921	35.383	2'03.764P	271,4	11:39'36.077

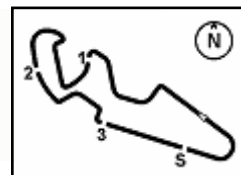
27/09/2024

P = Pits In/Out - C = Lap Time Cancelled

These data/results cannot be reproduced, stored and/or transmitted in whole or in part by any manner of electronic, mechanical, photocopying, recording, broadcasting or otherwise now known or herein after developed without the previous express consent by the copyright owner, except for reproduction in daily press and regular printed publications on sale to the public within 60 days of the event related to those data/results and always provided that copyright symbol appears together as follows below.

© DORNA WSBK ORGANIZATION Srl 2024





MotorLand Aragon 5.077 m

**Tissot Aragon Round, 27-29 September 2024**  
**Chronological Analysis Free Practice**

11	8'36.958	34.567	22.533	28.833	10'02.891CP	264,1	11:49'38.968
12	33.162	32.143	22.040	28.161	1'55.506	272,0	11:51'34.474
13	32.896	32.024	22.011	27.849	1'54.780	274,1	11:53'29.254
14	32.718	32.024	21.939	27.933	1'54.614	272,7	11:55'23.868
15	32.779	32.004	<b>21.887</b>	27.994	1'54.664	274,1	11:57'18.532
16	32.744	<b>31.840</b>	21.891	<b>27.822</b>	<b>1'54.297</b>	274,1	11:59'12.829
17	<b>32.684</b>	31.950	21.927	27.843	1'54.404	<b>276,9</b>	12:01'07.233

8° 40 S. CORSI (1'54.342)							
Lap	Seg.1	Seg.2	Seg.3	Seg.4	Lap Time	km/h	Local Time
1		35.616	24.119	28.772		<b>273,4</b>	
2	34.232	33.306	22.991	28.252	1'58.781	272,7	11:24'09.677
3	33.447	32.657	22.419	28.201	1'56.724	269,3	11:26'06.401
4	33.067	32.443	22.086	28.153	1'55.749	268,0	11:28'02.150
5	33.971	33.164	22.770	28.829	1'58.734	271,4	11:30'00.884
6	33.015	32.248	21.941	27.906	1'55.110	270,0	11:31'55.994
7	32.576	<b>32.068</b>	21.846	<b>27.852</b>	<b>1'54.342</b>	271,4	11:33'50.336
8	<b>32.476</b>	32.285	<b>21.783</b>	27.957	1'54.501	271,4	11:35'44.837
9	32.757	32.456	22.104	28.135	1'55.452	268,0	11:37'40.289
10	32.742	32.331	22.218	28.145	1'55.436	268,0	11:39'35.725
11	33.260	32.541	22.042	28.222	1'56.065	268,0	11:41'31.790
12	32.865	32.287	21.945	28.174	1'55.271	268,0	11:43'27.061
13	33.097	32.396	21.948	28.153	1'55.594	268,0	11:45'22.655
14	33.019	32.373	21.929	28.134	1'55.455	270,0	11:47'18.110
15	32.887	32.410	22.030	28.224	1'55.551C	270,0	11:49'13.661
16							

9° 99 A. HUERTAS (1'54.368)							
Lap	Seg.1	Seg.2	Seg.3	Seg.4	Lap Time	km/h	Local Time
1		34.017	23.137	28.369		276,9	
2	33.322	32.587	22.291	27.883	1'56.083	277,6	11:24'57.845
3	32.917	32.492	22.123	27.856	1'55.388	276,9	11:26'53.233
4	32.969	32.549	22.066	27.632	1'55.156C	<b>280,5</b>	11:28'48.389
5	32.827	32.376	22.191	27.784	1'55.178	276,2	11:30'43.567
6	32.562	<b>32.162</b>	21.949	27.715	1'54.388	<b>280,5</b>	11:32'37.955
7	32.837	<b>32.342</b>	22.292	<b>27.591</b>	1'55.062	279,1	11:34'33.017
8	32.535	32.301	<b>21.792</b>	27.852	1'54.480	274,8	11:36'27.497
9	32.414	32.327	21.867	27.760	<b>1'54.368</b>	276,9	11:38'21.865
10	<b>32.373</b>	32.280	22.048	33.780	2'00.481P	273,4	11:40'22.346
11	6'55.342	34.741	29.310	28.130	8'27.523CP	275,5	11:48'49.869
12	32.612	32.494	22.075	27.906	1'55.087C	276,2	11:50'44.956
13	32.962	32.382	22.013	27.865	1'55.222	276,2	11:52'40.178
14	32.866	32.712	22.165	28.071	1'55.814C	277,6	11:54'35.992
15	32.789	32.644	29.407	34.197	2'09.037P	277,6	11:56'45.029
16	3'19.201	33.834	23.211	34.137	4'50.383P	271,4	12:01'35.412

10° 17 J. MCPHEE (1'54.445)							
Lap	Seg.1	Seg.2	Seg.3	Seg.4	Lap Time	km/h	Local Time
1		34.597	24.054	28.526		276,2	
2	34.715	33.208	23.270	28.315	1'59.508	279,8	11:24'10.704
3	38.488	33.364	22.395	28.264	2'02.511	275,5	11:26'13.215
4	33.143	32.917	22.935	28.322	1'57.317	270,0	11:28'10.532
5	33.045	32.437	22.387	28.064	1'55.933	272,7	11:30'06.465
6	32.928	32.581	22.355	28.102	1'55.966	272,7	11:32'02.431
7	32.740	32.277	22.024	27.863	1'54.904	274,1	11:33'57.335
8	32.638	32.609	22.359	28.064	1'55.670	275,5	11:35'53.005
9	32.886	32.823	23.801	36.931	2'06.441P	266,7	11:37'59.446
10	12'16.795	32.834	22.586	29.518	13'41.733P	237,4	11:51'41.179
11	32.744	32.179	22.028	<b>27.824</b>	1'54.775	274,8	11:53'35.954
12	32.571	<b>32.115</b>	<b>21.834</b>	27.925	<b>1'54.445</b>	276,9	11:55'30.399
13	<b>32.345</b>	32.487	26.981	28.805	2'00.618	264,1	11:57'31.017
14	32.941	35.602	22.695	28.320	1'59.558	264,1	11:59'30.575
15	32.846	32.950	22.554	27.951	1'56.301	<b>281,3</b>	12:01'26.876

11° 53 V. DEBISE (1'54.452)							
Lap	Seg.1	Seg.2	Seg.3	Seg.4	Lap Time	km/h	Local Time
1			33.764	23.123	28.657		270,7
2	33.429	32.696	22.638	28.264	1'57.027	274,1	11:24'16.248
3	33.185	32.706	22.356	28.140	1'56.387	275,5	11:26'12.635
4	33.044	32.499	22.015	27.959	1'55.517	276,2	11:28'08.152
5	32.879	32.345	22.778	28.135	1'56.137	<b>279,1</b>	11:30'04.289
6	32.876	32.170	21.954	28.023	1'55.023		11:31'59.312
7	32.659	32.115	22.061	27.945	1'54.780	275,5	11:33'54.092
8	33.089	34.418	22.094	33.342	2'02.943P	274,8	11:35'57.035
9	10'39.460	33.503	22.118	28.152	12'03.233CP	272,0	11:48'00.268
10	32.793	32.231	22.298	27.929	1'55.251C	274,1	11:49'55.519
11	32.562	32.188	<b>21.921</b>	28.345	1'55.016	272,7	11:51'50.535
12	32.852	32.229	22.494	28.258	1'55.833	272,7	11:53'46.368
13	32.786	32.105	21.951	28.074	1'54.916	273,4	11:55'41.284
14	32.640	32.099	21.944	27.990	1'54.673	273,4	11:57'35.957
15	<b>32.517</b>	<b>32.016</b>	22.094	<b>27.825</b>	<b>1'54.452</b>	278,4	11:59'30.409
16	32.782	36.294	22.084	27.919	1'59.079	274,8	12:01'29.488

12° 94 L. MAHIAS (1'54.468)							
Lap	Seg.1	Seg.2	Seg.3	Seg.4	Lap Time	km/h	Local Time
1			34.027	23.862	29.194		265,4
2	33.502	32.651	22.092	28.367	1'56.612	268,7	11:24'50.833
3	32.797	32.373	21.965	28.192	1'55.327	268,0	11:26'46.160
4	32.987	34.749	23.334	29.882	2'00.952C	257,8	11:28'47.112
5	32.684	32.419	21.799	28.221	1'55.123	270,7	11:30'42.235
6	32.713	32.662	22.044	<b>27.954</b>	1'55.373	<b>277,6</b>	11:32'37.608
7	32.810	32.443	37.253	36.383	2'18.889P	258,4	11:34'56.497
8	5'35.148	33.486	22.580	28.274	6'59.488P	266,0	11:41'55.985
9	<b>32.489</b>	32.202	21.645	28.132	<b>1'54.468</b>	268,0	11:43'50.453
10	32.904	32.236	21.953	28.908	1'56.001	266,7	11:45'46.454
11	33.049	32.593	31.420	29.912	2'06.974	260,9	11:47'53.428
12	33.309	32.392	22.300	28.122	1'56.123C	268,7	11:49'49.551
13	32.651	32.244	21.806	28.071	1'54.772	271,4	11:51'44.323
14	32.693	<b>32.198</b>	<b>21.628</b>	27.980	1'54.499	273,4	11:53'38.822
15	34.761	34.536	22.339	34.257	2'05.893P	268,7	11:55'44.715
16	1'53.985	33.216	22.209	28.414	3'17.824P	268,7	11:59'02.539
17	32.894	32.309	21.723	28.206	1'55.132	272,0	12:00'57.671

13° 69 T. BOOTH-AMOS (1'54.499)							
Lap	Seg.1	Seg.2	Seg.3	Seg.4	Lap Time	km/h	Local Time
1			34.627	23.368	28.781		269,3
2	34.417	32.817	22.571	28.400	1'58.205	271,4	11:24'20.366
3	33.438	32.545	22.182	27.978	1'56.143	<b>276,2</b>	11:26'16.509
4	32.971	32.594	22.099	28.022	1'55.686	275,5	11:28'12.195
5	33.449	33.644	22.634	28.261	1'57.988	272,0	11:30'10.183
6	33.180	32.652	22.124	28.003	1'55.959	275,5	11:32'06.142
7	33.003	32.342	22.135	27.950	1'55.430	272,7	11:34'01.572
8	32.918	36.001	23.848	36.451	2'09.218P	231,8	11:36'10.790
9	8'20.910	35.653	22.292	28.130	9'46.985P	270,0	11:45'57.775
10	32.994	32.425	21.998	27.951	1'55.368	272,7	11:47'53.143
11	34.905	34.652	22.956	34.498	2'07.011CP	271,4	11:50'00.154
12	3'14.771	33.386	22.243	28.192	4'38.592CP	274,8	11:54'38.746
13	33.081	32.189	21.851	27.944	1'55.065	270,7	11:56'33.811
14	<b>32.690</b>	32.073	<b>21.807</b>	28.017	1'54.587	269,3	11:58'28.398
15	32.752	<b>32.046</b>	21.887	<b>27.814</b>	<b>1'54.499</b>	272,0	12:00'22.897

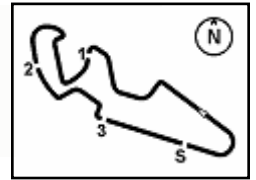
14° 52 B. GOMEZ RUS (1'54.579)							
Lap	Seg.1	Seg.2	Seg.3	Seg.4	Lap Time	km/h	Local Time
1			34.948	23.131	28.441		274,1
2	34.299	33.089	22.511	28.817	1'58.716	274,8	11:24'03.806

27/09/2024 P = Pits In/Out - C = Lap Time Cancelled

These data/results cannot be reproduced, stored and/or transmitted in whole or in part by any manner of electronic, mechanical, photocopying, recording, broadcasting or otherwise now known or herein after developed without the previous express consent by the copyright owner, except for reproduction in daily press and regular printed publications on sale to the public within 60 days of the event related to those data/results and always provided that copyright symbol appears together as follows below.

© DORNA WSBK ORGANIZATION Srl 2024





MotorLand Aragon 5.077 m

**Tissot Aragon Round, 27-29 September 2024**  
**Chronological Analysis Free Practice**

3 / 5

Lap	Seg1	Seg2	Seg3	Seg4	Lap Time	km/h	Local Time
3	33.349	32.744	22.270	27.995	1'56.358	274,1	11:26'00.164
4	33.148	32.767	22.314	28.008	1'56.237	274,1	11:27'56.401
5	33.148	32.731	22.089	27.982	1'55.950	276,2	11:29'52.351
6	32.996	32.526	22.197	28.074	1'55.793	274,1	11:31'48.144
7	32.935	32.643	22.054	28.019	1'55.651	275,5	11:33'43.795
8	34.413	33.472	22.937	37.588	2'08.410P	273,4	11:35'52.205
9	8'55.403	33.349	22.351	28.201	10'19.304P	273,4	11:46'11.509
10	32.988	32.667	22.050	28.243	1'55.948C	275,5	11:48'07.457
11	33.118	32.707	22.088	28.058	1'55.971C	274,1	11:50'03.428
12	32.771	32.520	<b>21.944</b>	27.878	1'55.113	<b>276,9</b>	11:51'58.541
13	32.803	32.549	22.086	28.011	1'55.449	<b>276,9</b>	11:53'53.990
14	32.982	32.393	22.024	<b>27.845</b>	1'55.244	274,8	11:55'49.234
15	32.895	32.423	22.036	27.947	1'55.301	275,5	11:57'44.535
16	32.822	32.264	22.030	27.865	1'54.981	<b>276,9</b>	11:59'39.516
17	<b>32.579</b>	<b>32.197</b>	21.954	27.849	<b>1'54.579</b>	<b>276,9</b>	12:01'34.095

Lap	Seg1	Seg2	Seg3	Seg4	Lap Time	km/h	Local Time
7	32.926	32.414	22.306	28.485	1'56.131	266,7	11:40'32.192
8	32.895	<b>32.232</b>	<b>21.807</b>	28.067	1'55.001	266,7	11:42'27.193
9	32.779	32.271	21.947	28.239	1'55.236	266,7	11:44'23.429
10	32.998	33.706	22.281	39.308	2'08.293	113,9	11:46'30.722
11	33.193	32.425	22.021	27.860	1'55.499C	274,1	11:48'26.221
12	32.806	32.326	21.812	28.146	1'55.090C	268,7	11:50'21.311
13	32.879	33.169	21.948	33.693	2'01.689P	262,8	11:52'23.000
14	3'53.027	32.697	21.987	28.159	5'15.870P	269,3	11:57'38.870
15	32.748	32.316	21.883	<b>27.965</b>	<b>1'54.912</b>	271,4	11:59'33.782
16	<b>32.645</b>	32.316	22.350	28.696	1'56.007	271,4	12:01'29.789

15° 5 N. ANTONELLI (1'54.584)							
Lap	Seg1	Seg2	Seg3	Seg4	Lap Time	km/h	Local Time
1		36.139	23.911	28.800		272,7	
2	35.224	33.839	22.975	28.496	2'00.534	270,7	11:24'24.255
3	33.674	33.177	22.654	28.584	1'58.089	270,0	11:26'22.344
4	33.145	32.888	22.328	28.194	1'56.555C	272,0	11:28'18.899
5	32.907	33.023	23.793	28.156	1'57.879	272,0	11:30'16.778
6	32.954	32.678	22.127	28.185	1'55.944	271,4	11:32'12.722
7	32.655	32.436	22.209	28.049	1'55.349	271,4	11:34'08.071
8	32.688	32.412	22.094	28.078	1'55.272	272,0	11:36'03.343
9	34.671	33.770	23.516	37.329	2'09.286P	255,3	11:38'12.629
10	11'33.929	33.634	22.486	28.414	12'58.463P	268,7	11:51'11.092
11	32.820	32.592	22.058	30.730	1'58.200	272,0	11:53'09.292
12	32.679	32.304	21.951	<b>27.842</b>	1'54.776	<b>274,1</b>	11:55'04.068
13	<b>32.352</b>	32.437	<b>21.859</b>	28.635	1'55.283	272,0	11:56'59.351
14	32.539	<b>32.173</b>	21.877	27.995	<b>1'54.584</b>	272,7	11:58'53.935
15	35.118	32.748	22.005	28.001	1'57.872	273,4	12:00'51.807

18° 28 G. VAN STRAALLEN (1'54.919)							
Lap	Seg1	Seg2	Seg3	Seg4	Lap Time	km/h	Local Time
1			34.023	23.165	28.733		269,3
2	34.052	32.870	23.418	29.312	1'59.652	269,3	11:24'52.117
3	33.153	32.269	22.162	28.093	1'55.677	271,4	11:26'47.794
4	32.820	32.567	24.421	28.403	1'58.211C	270,7	11:28'46.005
5	33.123	32.262	21.933	28.084	1'55.402	270,7	11:30'41.407
6	32.965	33.165	21.955	27.987	1'56.072	<b>272,7</b>	11:32'37.479
7	<b>32.776</b>	32.767	22.224	27.964	1'55.731	270,7	11:34'33.210
8	32.797	32.317	<b>21.886</b>	<b>27.919</b>	<b>1'54.919</b>	<b>272,7</b>	11:36'28.129
9	32.789	<b>32.172</b>	22.357	27.989	1'55.307	<b>272,7</b>	11:38'23.436
10	32.841	36.522	22.560	39.771	2'11.694P	239,5	11:40'35.130
11	10'57.007	32.814	22.405	28.219	12'20.445P	270,0	11:52'55.575
12	33.394	32.930	22.333	28.477	1'57.134	<b>272,7</b>	11:54'52.709
13	33.392	32.487	22.339	28.602	1'56.820	270,7	11:56'49.529
14	32.910	32.492	23.289	30.224	1'58.915	266,0	11:58'48.444
15	32.993	32.723	22.254	28.241	1'56.211	271,4	12:00'44.655

16° 32 O. BAVLISS (1'54.636)							
Lap	Seg1	Seg2	Seg3	Seg4	Lap Time	km/h	Local Time
1		36.321	25.918	31.660		244,9	
2	35.131	33.396	23.013	28.148	1'59.688	<b>274,8</b>	11:24'12.037
3	34.119	33.174	22.705	28.146	1'58.144	272,0	11:26'10.181
4	33.645	33.196	22.330	28.104	1'57.275	269,3	11:28'07.456
5	33.465	32.664	22.381	28.115	1'56.625	273,4	11:30'04.081
6	33.727	32.544	22.141	27.978	1'56.390		11:32'00.471
7	33.016	32.362	22.164	28.039	1'55.581	271,4	11:33'56.052
8	33.342	33.019	22.288	28.695	1'57.344	274,1	11:35'53.396
9	33.046	32.892	25.909	28.942	2'00.789	268,7	11:37'54.185
10	33.273	32.873	22.340	34.152	2'02.638P	268,7	11:39'56.823
11	6'00.809	32.706	22.216	28.400	7'23.771P	270,7	11:47'20.594
12	32.829	32.432	21.895	28.059	1'55.215C	270,0	11:49'15.809
13	32.774	32.559	22.337	30.068	1'57.738	233,3	11:51'13.547
14	32.612	<b>32.147</b>	21.990	<b>27.887</b>	<b>1'54.636</b>	273,4	11:53'08.183
15	32.643	32.331	21.935	28.021	1'54.930	270,0	11:55'03.113
16	32.692	33.519	22.404	28.150	1'56.765	268,0	11:56'59.878
17	<b>32.551</b>	32.426	<b>21.845</b>	28.089	1'54.911	272,0	11:58'54.789
18	32.584	32.296	21.889	28.017	1'54.786	273,4	12:00'49.575

19° 77 M. PONS (1'54.988)							
Lap	Seg1	Seg2	Seg3	Seg4	Lap Time	km/h	Local Time
1			35.608	23.937	29.146		266,0
2	34.596	33.029	22.559	28.671	1'58.855	265,4	11:24'05.567
3	33.338	32.640	22.435	28.537	1'56.950	262,1	11:26'02.517
4	32.821	32.528	22.277	29.837	1'57.463	263,4	11:27'59.980
5	36.534	32.955	22.977	28.398	2'00.864	264,7	11:30'00.844
6	33.431	32.470	22.116	28.409	1'56.426	262,8	11:31'57.270
7	32.742	32.358	22.305	28.351	1'55.756	267,3	11:33'53.026
8	32.731	32.682	22.131	35.410	2'02.954P	265,4	11:35'55.980
9	7'05.878	32.904	22.141	28.519	8'29.442P	261,5	11:44'25.422
10	32.843	32.348	22.036	28.424	1'55.651	266,0	11:46'21.073
11	32.993	34.885	30.706	35.669	2'14.253CP	266,0	11:48'35.326
12	3'25.653	33.151	24.592	30.485	4'53.881P	250,6	11:53'29.207
13	32.890	32.240	22.012	28.243	1'55.385	264,7	11:55'24.592
14	<b>32.613</b>	<b>32.178</b>	<b>21.973</b>	<b>28.224</b>	<b>1'54.988</b>	266,7	11:57'19.580
15	33.132	33.783	24.807	38.325	2'10.047	208,9	11:59'29.627
16	33.398	32.710	22.787	40.262	2'09.157	<b>270,7</b>	12:01'38.784

17° 66 N. TUULI (1'54.912)							
Lap	Seg1	Seg2	Seg3	Seg4	Lap Time	km/h	Local Time
1		34.132	23.604	28.689		<b>277,6</b>	
2	34.698	33.075	23.378	28.743	1'59.894	<b>277,6</b>	11:24'10.919
3	34.208	32.859	22.408	28.444	1'57.919	274,1	11:26'08.838
4	33.396	32.740	22.209	35.443	2'03.788P	272,0	11:28'12.626
5	7'02.948	33.188	22.521	28.440	8'27.097P	264,7	11:36'39.723
6	33.376	32.701	22.008	28.253	1'56.338	267,3	11:38'36.061

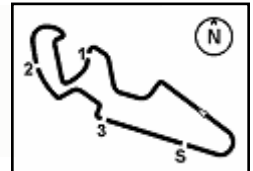
20° 27 K. TOBA (1'55.025)							
Lap	Seg1	Seg2	Seg3	Seg4	Lap Time	km/h	Local Time
1			34.163	23.435	28.667		275,5
2	34.730	33.388	23.130	28.160	1'59.408	276,9	11:24'12.293
3	34.006	33.212	22.950	28.187	1'58.355	273,4	11:26'10.648
4	33.535	33.085	22.466	28.060	1'57.146	272,7	11:28'07.794
5	33.380	32.695	22.284	27.891	1'56.250	<b>279,1</b>	11:30'04.044
6	33.323	<b>32.172</b>	22.100	27.937	1'55.532		11:31'59.576
7	<b>32.800</b>	32.241	22.146	<b>27.838</b>	<b>1'55.025</b>	274,8	11:33'54.601
8	33.050	32.585	22.351	36.153	2'04.139P	268,7	11:35'58.740
9	8'13.484	34.704	28.686	32.671	9'49.545P	205,7	11:45'48.285
10	33.011	32.386	<b>21.916</b>			274,1	

27/09/2024 P = Pits In/Out - C = Lap Time Cancelled

These data/results cannot be reproduced, stored and/or transmitted in whole or in part by any manner of electronic, mechanical, photocopying, recording, broadcasting or otherwise now known or herein after developed without the previous express consent by the copyright owner, except for reproduction in daily press and regular printed publications on sale to the public within 60 days of the event related to those data/results and always provided that copyright symbol appears together as follows below.

© DORNA WSBK ORGANIZATION Srl 2024





**Tissot Aragon Round, 27-29 September 2024**  
**Chronological Analysis Free Practice**

21° 4 S. ODENDAAL [1'55.044]							
Lap	Seg.1	Seg.2	Seg.3	Seg.4	Lap Time	km/h	Local Time
1		34.226	23.756	28.588		276,2	
2	34.656	33.072	23.370	28.435	1'59.533	<b>279,1</b>	11:24'11.025
3	33.824	32.749	22.603	28.463	1'57.639	271,4	11:26'08.664
4	33.074	32.576	22.379	28.453	1'56.482	267,3	11:28'05.146
5	33.459	32.890	22.429	28.100	1'56.878	273,4	11:30'02.024
6	32.908	32.121	22.167	<b>27.956</b>	1'55.152	272,7	11:31'57.176
7	33.235	32.348	22.325	29.384	1'57.292	237,4	11:33'54.468
8	32.836	32.260	<b>21.934</b>	28.014	<b>1'55.044</b>	271,4	11:35'49.512
9	32.989	32.436	22.255	34.784	2'02.464P	265,4	11:37'51.976
10	12'24.940	32.891	22.429	28.559	13'48.819P	257,8	11:51'40.795
11	<b>32.782</b>	<b>32.105</b>	22.064	28.162	1'55.113	270,7	11:53'35.908
12	32.811	32.217	22.309	28.171	1'55.508	269,3	11:55'31.416
13	32.811	32.382	26.050	29.584	2'00.827	262,8	11:57'32.243
14	33.329	33.699	22.333	28.131	1'57.492	270,7	11:59'29.735
15	33.026	32.175	22.281	28.070	1'55.552	273,4	12:01'25.287

22° 71 T. EDWARDS [1'55.160]							
Lap	Seg.1	Seg.2	Seg.3	Seg.4	Lap Time	km/h	Local Time
1		35.588	26.923	28.784		271,4	
2	35.789	33.873	23.430	28.250	2'01.342	<b>280,5</b>	11:24'10.270
3	33.857	32.916	22.830	28.262	1'57.865	272,7	11:26'08.135
4	33.310	33.092	22.495	28.143	1'57.040	274,8	11:28'05.175
5	33.234	33.428	22.687	30.514	1'59.863	220,0	11:30'05.038
6	33.089	32.527	22.476	27.891	1'55.983	277,6	11:32'01.021
7	32.889	<b>32.316</b>	22.352	<b>27.803</b>	1'55.360	278,4	11:33'56.381
8	32.893	32.908	22.246	27.904	1'55.951	274,8	11:35'52.332
9	33.357	35.539	23.062	34.726	2'06.684P	272,0	11:37'59.016
10	6'55.083	33.668	22.741	38.653	8'30.145P	92,6	11:46'29.161
11	33.639	33.014	22.374	28.203	1'57.230C	262,8	11:48'26.391
12	32.906	32.450	<b>22.096</b>	27.895	1'55.347C	275,5	11:50'21.738
13	32.681	32.469	22.204	27.952	1'55.306	272,7	11:52'17.044
14	32.673	32.515	22.253	27.925	1'55.366C	274,8	11:54'12.410
15	40.014	36.299	22.470	28.008	2'06.791	274,1	11:56'19.201
16	<b>32.670</b>	32.425	22.152	27.913	<b>1'55.160</b>	272,0	11:58'14.361
17	32.750	32.328	22.585	28.029	1'55.692	272,7	12:00'10.053

23° 50 O. VOSTATEK [1'55.222]							
Lap	Seg.1	Seg.2	Seg.3	Seg.4	Lap Time	km/h	Local Time
1		33.890	23.156	28.705		269,3	
2	33.825	32.806	22.308	28.373	1'57.312	269,3	11:24'29.973
3	33.056	32.481	21.993	28.310	1'55.840	268,7	11:26'25.813
4	33.211	33.670	22.903	28.107	1'57.891C	268,7	11:28'23.704
5	32.736	32.387	22.111	28.450	1'55.684	<b>273,4</b>	11:30'19.388
6	<b>32.634</b>	32.540	21.899	<b>28.149</b>	<b>1'55.222</b>	272,0	11:32'14.610
7	33.012	32.540	22.551	28.259	1'56.362	268,0	11:34'10.972
8	32.687	32.388	22.878	35.921	2'03.874P	269,3	11:36'14.846
9	10'55.467	32.755	22.342	28.614	12'19.178CP	268,7	11:48'34.024
10	32.875	32.847	22.171	28.353	1'56.246C	270,0	11:50'30.270
11	32.711	32.480	21.847	28.374	1'55.412	268,7	11:52'25.682
12	32.659	32.568	21.961	28.335	1'55.523C	271,4	11:54'21.205
13	32.721	32.616	<b>21.781</b>	28.402	1'55.520	270,0	11:56'16.725
14	34.984	33.421	22.027	28.231	1'58.663	269,3	11:58'15.388
15	32.659	<b>32.351</b>	22.106	28.255	1'55.371	268,7	12:00'10.759

24° 74 P. BIESIEKIRSKI [1'55.535]							
Lap	Seg.1	Seg.2	Seg.3	Seg.4	Lap Time	km/h	Local Time
1		33.864	23.290	28.238		275,5	
2	34.363	33.160	22.636	28.216	1'58.375	272,0	11:23'58.681
3	33.642	32.725	22.290	28.127	1'56.784	271,4	11:25'55.465
4	33.467	33.160	22.316	28.470	1'57.413	270,0	11:27'52.878
5	33.250	32.715	22.297	28.001	1'56.263	271,4	11:29'49.141

6	33.224	32.651	22.143	28.404	1'56.422	270,7	11:31'45.563
7	33.126	32.467	<b>22.120</b>	<b>27.822</b>	<b>1'55.535</b>	274,8	11:33'41.098
8	33.147	<b>32.390</b>	22.193	36.329	2'04.059P	230,3	11:35'45.157
9	8'25.730	32.747	22.157	28.392	9'49.026P	268,7	11:45'34.183
10	33.408	32.533	22.124	28.202	1'56.267	272,0	11:47'30.450
11	<b>32.934</b>	32.574	22.154	28.162	1'55.824C	271,4	11:49'26.274
12	33.027	32.585	22.286	28.391	1'56.289	271,4	11:51'22.563
13	33.003	32.516	22.280	28.201	1'56.000	271,4	11:53'18.563
14	32.970	32.724	22.335	28.194	1'56.223	271,4	11:55'14.786
15	33.081	33.001	22.199	28.279	1'56.560	271,4	11:57'11.346
16	32.943	32.623	22.358	28.413	1'56.337	272,7	11:59'07.683
17	33.266	32.866	22.252	28.219	1'56.603	<b>276,2</b>	12:01'04.286

25° 22 F. FULIGNI [1'55.787]							
Lap	Seg.1	Seg.2	Seg.3	Seg.4	Lap Time	km/h	Local Time
1		34.950	23.579	28.535		<b>276,2</b>	
2	34.638	33.314	22.821	28.379	1'59.152	272,0	11:24'18.504
3	33.960	33.234	22.536	28.188	1'57.918	270,7	11:26'16.422
4	33.502	33.117	22.370	28.196	1'57.185	272,7	11:28'13.607
5	33.152	32.852	22.528	28.118	1'56.650	<b>276,2</b>	11:30'10.257
6	33.456	32.555	22.241	28.051	1'56.303	275,5	11:32'06.560
7	33.069	32.586	22.232	<b>28.050</b>	1'55.937	273,4	11:34'02.497
8	32.986	32.697	22.437	28.090	1'56.210	<b>276,2</b>	11:35'58.707
9	35.216	34.057	22.874	35.767	2'07.914P	268,7	11:38'06.621
10	8'11.930	36.944	23.157	32.077	9'44.108P	266,7	11:47'50.729
11	34.616	33.298	22.650	28.501	1'59.065C	268,0	11:49'49.794
12	33.194	32.720	22.180	28.236	1'56.330	271,4	11:51'46.124
13	32.963	32.571	22.105	28.148	<b>1'55.787</b>	271,4	11:53'41.911
14	33.121	<b>32.508</b>	22.051	28.254	1'55.934	270,7	11:55'37.845
15	32.973	32.669	22.039	28.156	1'55.837	271,4	11:57'33.682
16	<b>32.805</b>	32.645	<b>21.995</b>	28.468	1'55.913	259,0	11:59'29.595
17	33.026	32.909	22.068	30.600	1'58.603	275,5	12:01'28.198

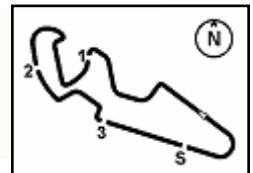
26° 3 R. DE ROSA [1'56.262]							
Lap	Seg.1	Seg.2	Seg.3	Seg.4	Lap Time	km/h	Local Time
1		37.166	24.433	29.831		267,3	
2	35.594	33.972	23.339	29.202	2'02.107	<b>274,1</b>	11:24'10.908
3	35.083	33.292	23.624	30.678	2'02.677	262,1	11:26'13.585
4	33.837	33.123	22.548	28.734	1'58.242	267,3	11:28'11.827
5	38.549	36.837	26.527	29.096	2'11.009	266,0	11:30'22.836
6	33.477	32.720	22.342	28.799	1'57.338	268,0	11:32'20.174
7	33.800	32.960	24.810	37.502	2'09.072P	263,4	11:34'29.246
8	5'56.456	37.657	25.091	29.043	7'28.247P	260,9	11:41'57.493
9	33.685	32.750	22.523	28.786	1'57.744	262,8	11:43'55.237
10	33.378	32.658	22.145	28.666	1'56.847	266,0	11:45'52.084
11	33.328	32.524	22.424	29.327	1'57.603	270,7	11:47'49.687
12	33.179	32.843	22.508	29.010	1'57.540C	268,0	11:49'47.227
13	<b>33.054</b>	32.569	<b>22.128</b>	28.612	1'56.363	266,7	11:51'43.590
14	39.686	33.850	24.634	36.804	2'14.974P	268,0	11:53'58.564
15	1'39.812	33.565	22.438	29.052	3'04.867P	264,7	11:57'03.431
16	34.953	34.074	22.253	28.642	1'59.922	268,7	11:59'03.353
17	33.137	<b>32.414</b>	22.168	<b>28.543</b>	<b>1'56.262</b>	268,7	12:00'59.615

27° 68 L. POWER [1'56.307]							
Lap	Seg.1	Seg.2	Seg.3	Seg.4	Lap Time	km/h	Local Time
1		33.704	23.753	28.349		<b>270,7</b>	
2	34.158	33.189	22.805	29.148	1'59.300	250,6	11:23'57.710
3	33.474	32.835	22.548	28.491	1'57.348	266,7	11:25'55.058
4	33.689	33.237	22.561	30.063	1'59.550	238,9	11:27'54.608
5	33.250	32.720	22.276	28.335	1'56.581	269,3	11:29'51.189
6	33.227	32.788	22.562	43.275	2'11.852	163,1	11:32'03.041
7	33.699	32.858	23.030	29.337	1'58.924	242,2	11:34'01.965
8	33.170	32.760	22.492	28.502	1'56.924	266,7	11:35'58.889

27/09/2024 P = Pits In/Out - C = Lap Time Cancelled

These data/results cannot be reproduced, stored and/or transmitted in whole or in part by any manner of electronic, mechanical, photocopying, recording, broadcasting or otherwise now known or herein after developed without the previous express consent by the copyright owner, except for reproduction in daily press and regular printed publications on sale to the public within 60 days of the event related to those data/results and always provided that copyright symbol appears together as follows below.

© DORNA WSBK ORGANIZATION Srl 2024



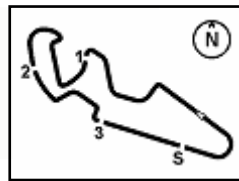
**Tissot Aragon Round, 27-29 September 2024**  
**Chronological Analysis Free Practice**

9	33.156	32.809	22.267	<b>28.330</b>	1'56.562	268,0	11:37'55.451	3	<b>33.571</b>	<b>32.506</b>	<b>22.494</b>	<b>28.289</b>	<b>1'56.860</b>	<b>270,7</b>	11:26'05.263
10	33.193	32.815	22.489	<b>34.820</b>	2'03.317P	260,9	11:39'58.768	4	33.643						
11	9'30.033	34.340	23.953	46.993	1'15.319P	101,5	11:51'14.087	<b>32° 73 J. CRETARD [1'57.147]</b>							
12	33.340	<b>32.546</b>	<b>22.207</b>	28.656	1'56.749	266,0	11:53'10.836	Lap	Seg.1	Seg.2	Seg.3	Seg.4	Lap Time	km/h	Local Time
13	33.132	32.946	22.560	37.244	2'05.882	197,8	11:55'16.718	1		36.615	25.193	29.398		270,0	
14	33.190	32.746	22.277	28.481	1'56.694	269,3	11:57'13.412	2	35.595	34.368	23.303	28.843	2'02.109	267,3	11:24'25.297
15	<b>33.027</b>	32.633	22.291	28.356	<b>1'56.307</b>	269,3	11:59'09.719	3	34.257	33.630	22.685	28.995	1'59.567	265,4	11:26'24.864
16	33.089	32.680	22.292	28.334	1'56.395	270,0	12:01'06.114	4	34.027	33.631	22.838	28.726	1'59.222C	266,0	11:28'24.086
<b>28° 72 Y. RUIZ [1'56.309]</b>								5	33.584	32.898	22.418	28.466	1'57.366	266,7	11:30'21.452
Lap	Seg.1	Seg.2	Seg.3	Seg.4	Lap Time	km/h	Local Time	6	33.604	<b>32.733</b>	22.509	<b>28.301</b>	<b>1'57.147</b>	<b>272,7</b>	11:32'18.599
1		34.324	23.137	29.305		270,7		7	33.525	33.363	22.323	28.492	1'57.703	266,0	11:34'16.302
2	34.753	33.054	22.978	28.615	1'59.400	<b>275,5</b>	11:24'13.268	8	33.810	32.972	22.254	34.778	2'03.814P	266,0	11:36'20.116
3	34.058	32.952	22.421	28.554	1'57.985	271,4	11:26'11.253	9	8'22.458	33.799	22.653	28.639	9'47.549P	266,0	11:46'07.665
4	34.529	33.307	38.467	29.647	2'15.950	263,4	11:28'27.203	10	33.579	32.922	22.270	28.447	1'57.218C	268,0	11:48'04.883
5	33.465	32.856	22.233	28.554	1'57.108	266,7	11:30'24.311	11	33.180	33.005	<b>22.209</b>	28.416	1'56.810C	267,3	11:50'01.693
6	33.500	33.605	22.550	28.516	1'58.171	269,3	11:32'22.482	12	33.159	32.764	22.702	28.684	1'57.309	265,4	11:51'59.002
7	33.159	32.615	38.545	29.717	2'14.036	262,1	11:34'36.518	13	<b>33.029</b>	1'09.081	24.153	41.831	2'48.094P	206,5	11:54'47.096
8	33.750	32.791	22.224	28.583	1'57.348	265,4	11:36'33.866	<b>33° 39 K. KEANKUM [1'57.949]</b>							
9	33.514	33.050	22.910	35.394	2'04.868P	262,1	11:38'38.734	Lap	Seg.1	Seg.2	Seg.3	Seg.4	Lap Time	km/h	Local Time
10	9'33.726	36.800	22.648	28.688	1'01.862CP	267,3	11:49'40.596	1		35.926	23.891	29.488		266,7	
11	33.483	<b>32.434</b>	22.220	28.413	1'56.550	266,0	11:51'37.146	2	36.195	34.375	23.169	28.925	2'02.664	269,3	11:24'10.201
12	33.307	32.613	22.229	28.428	1'56.577	267,3	11:53'33.723	3	35.191	33.426	22.983	28.810	2'00.410	266,7	11:26'10.611
13	33.295	32.939	<b>22.129</b>	28.425	1'56.788	268,0	11:55'30.511	4	34.566	33.762	23.071	28.706	2'00.105	263,4	11:28'10.716
14	<b>32.918</b>	33.098	24.556	31.207	2'01.779	254,7	11:57'32.290	5	34.207	33.938	31.400	28.972	2'08.517	264,1	11:30'19.233
15	33.074	32.788	22.291	28.571	1'56.724	267,3	11:59'29.014	6	34.171	33.551	22.984	28.683	1'59.389	268,0	11:32'18.622
16	33.339	32.479	22.134	<b>28.357</b>	<b>1'56.309</b>	267,3	12:01'25.323	7	33.925	33.122	22.772	<b>28.338</b>	1'58.157	<b>274,1</b>	11:34'16.779
<b>29° 47 J. DIAZ [1'56.386]</b>								8	<b>33.608</b>	<b>33.120</b>	22.613	28.608	<b>1'57.949</b>	268,0	11:36'14.728
Lap	Seg.1	Seg.2	Seg.3	Seg.4	Lap Time	km/h	Local Time	9	38.589	35.383	23.684	34.966	2'12.622P	261,5	11:38'27.350
1		34.871	23.715	29.034		269,3		10	10'13.975	33.462	22.653	30.820	1'40.910CP	264,7	11:50'08.260
2	33.876	32.854	22.443	<b>28.426</b>	1'57.599	<b>270,0</b>	11:24'55.285	11	34.353	33.552	23.125	29.186	2'00.216	264,1	11:52'08.476
3	<b>32.881</b>	32.728	<b>22.283</b>	28.648	1'56.540	265,4	11:26'51.825	12	34.213	33.334	22.549	28.688	1'58.784	268,7	11:54'07.260
4	33.223	33.129	22.406	28.213	1'56.971C	269,3	11:28'48.796	13	34.225	33.588	<b>22.460</b>	36.738	2'07.011P	266,7	11:56'14.271
5	32.953	<b>32.512</b>	22.297	28.624	<b>1'56.386</b>	266,0	11:30'45.182	14	3'36.938	34.767	23.467	29.491	5'04.663P	265,4	12:01'18.934
6	35.132	33.270	22.825	37.903	2'09.130P	206,9	11:32'54.312	<b>34° 16 A. ANUAR [1'58.381]</b>							
7	9'29.213	34.485	23.120	41.241	1'08.059P	152,3	11:44'02.371	Lap	Seg.1	Seg.2	Seg.3	Seg.4	Lap Time	km/h	Local Time
8	14'42.881	33.814	23.187	39.407	16'19.289P	207,3	12:00'21.660	1		35.416	25.031	30.140		270,7	
<b>30° 89 K. BIN PAWI [1'56.492]</b>								2	36.134	34.331	23.499	29.107	2'03.071	<b>274,1</b>	11:24'13.591
Lap	Seg.1	Seg.2	Seg.3	Seg.4	Lap Time	km/h	Local Time	3	35.352	38.996	24.135	40.372	2'18.855P	233,3	11:26'32.446
1		35.322	24.442	35.072		236,8		4	4'23.541	35.934	23.140	29.049	5'51.664P	270,7	11:32'24.110
2	34.974	33.322	22.860	28.628	1'59.784	276,2	11:24'14.153	5	34.616	33.764	22.679	29.067	2'00.126	268,7	11:34'24.236
3	35.045	34.125	22.459	28.311	1'59.940	274,1	11:26'14.093	6	34.249	33.477	23.799	29.224	2'00.749	265,4	11:36'24.985
4	33.625	33.291	22.497	28.359	1'57.772	<b>277,6</b>	11:28'11.865	7	34.151	33.397	22.628	<b>28.785</b>	1'58.961	268,0	11:38'23.946
5	34.004	33.956	22.703	28.737	1'59.400	276,9	11:30'51.265	8	<b>33.775</b>	33.222	<b>22.350</b>	29.034	<b>1'58.381</b>	267,3	11:40'22.327
6	33.464	32.734	22.376	28.476	1'57.050	273,4	11:32'08.315	9	34.062	33.244	22.945	35.147	2'05.398P	264,7	11:42'27.725
7	34.492	33.830	24.127	35.516	2'07.965P	271,4	11:34'16.280	10	6'46.039	34.288	23.061	29.326	8'12.714CP	264,1	11:50'40.439
8	9'56.395	34.767	28.615	32.817	1'32.594P	230,8	11:45'48.874	11	33.796	33.526	22.469	29.028	1'58.819	265,4	11:52'39.258
9	33.519	32.659	24.938	31.568	2'02.684	274,1	11:47'51.558	12	34.081	33.551	22.438	30.212	2'00.282C	271,4	11:54'39.540
10	36.559	34.948	24.854	28.243	2'04.604C	275,5	11:49'56.162	13	33.870	<b>33.205</b>	22.510	29.031	1'58.616	268,7	11:56'38.156
11	<b>33.183</b>	32.695	22.245	28.382	1'56.505	270,7	11:51'52.667	14	33.851	33.507	24.919	30.636	2'02.913	226,4	11:58'41.069
12	33.338	32.795	22.275	33.337	2'01.745	272,0	11:53'54.412	15	33.974	33.282	22.385	28.821	1'58.462	268,7	12:00'39.531
13	34.093	32.926	22.376	28.388	1'57.783	270,7	11:55'52.195	<b>31° 51 A. SARMOON [1'56.860]</b>							
14	33.549	<b>32.519</b>	22.270	28.284	1'56.622	270,7	11:57'48.817	Lap	Seg.1	Seg.2	Seg.3	Seg.4	Lap Time	km/h	Local Time
15	36.257	33.736	23.114	28.375	2'01.482	271,4	11:59'50.299	1		35.470	23.835	31.041		265,4	
16	33.477	32.529	<b>22.242</b>	<b>28.244</b>	<b>1'56.492</b>	271,4	12:01'46.791	2	34.983	33.322	22.761	29.116	2'00.182	269,3	11:24'08.403
<b>31° 51 A. SARMOON [1'56.860]</b>															
Lap	Seg.1	Seg.2	Seg.3	Seg.4	Lap Time	km/h	Local Time								
1		35.470	23.835	31.041		265,4									
2	34.983	33.322	22.761	29.116	2'00.182	269,3	11:24'08.403								

27/09/2024 P = Pits In/Out - C = Lap Time Cancelled

These data/results cannot be reproduced, stored and/or transmitted in whole or in part by any manner of electronic, mechanical, photocopying, recording, broadcasting or otherwise now known or herein after developed without the previous express consent by the copyright owner, except for reproduction in daily press and regular printed publications on sale to the public within 60 days of the event related to those data/results and always provided that copyright symbol appears together as follows below.

© DORNA WSBK ORGANIZATION Srl 2024



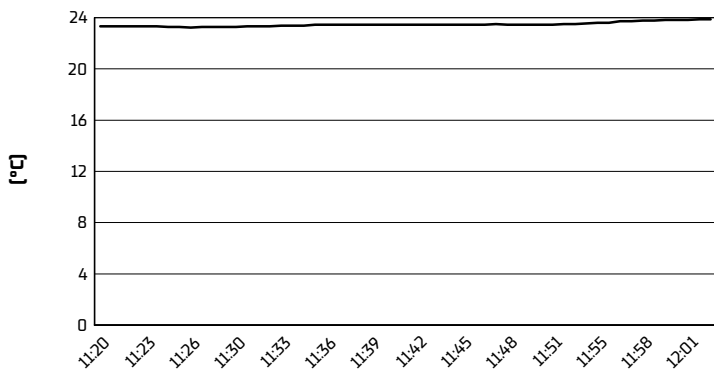
MotorLand Aragon 5.077 m

**Tissot Aragon Round, 27-29 September 2024**

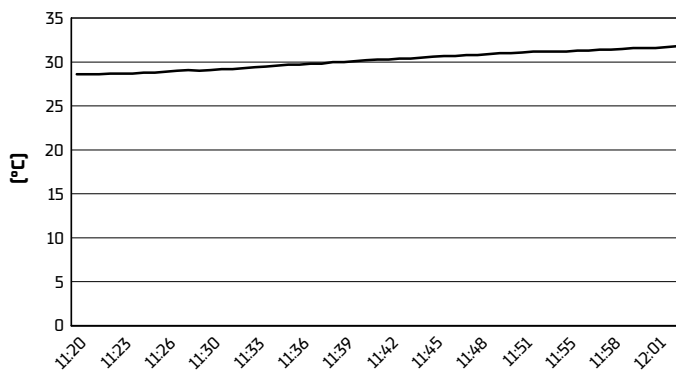
**Weather Report Free Practice**

Session started 11:20 - Session ended 12:03

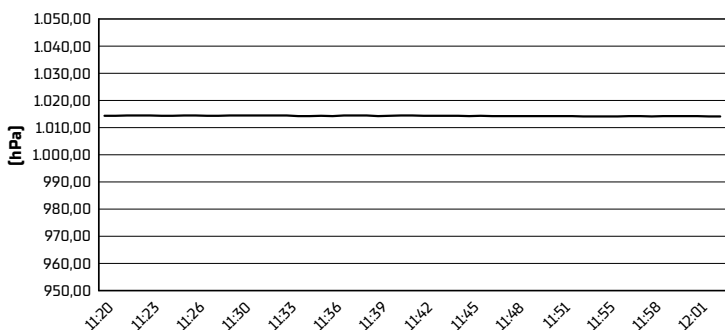
**Air Temperature**




**Track Temperature**



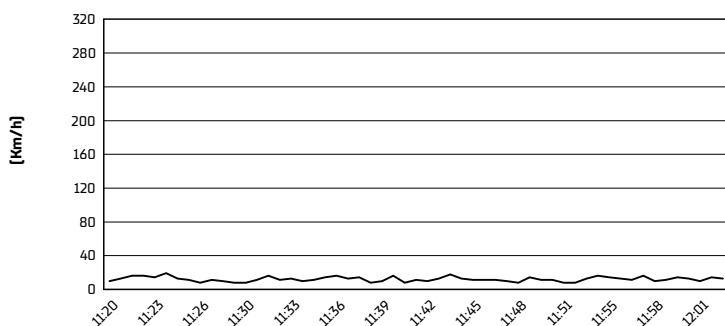
**Air Pressure**



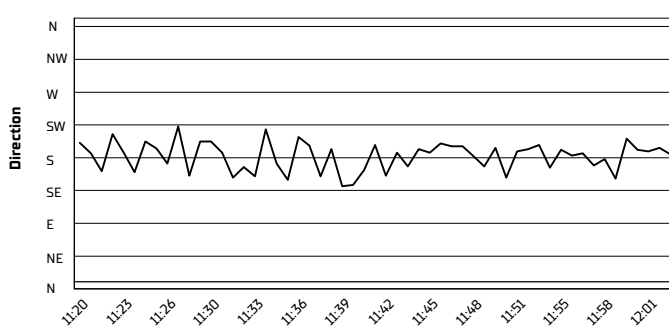
**Humidity**



**Wind Speed**



**Wind Direction**



27/09/2024

These data/results cannot be reproduced, stored and/or transmitted in whole or in part by any manner of electronic, mechanical, photocopying, recording, broadcasting or otherwise now known or herein after developed without the previous express consent by the copyright owner, except for reproduction in daily press and regular printed publications on sale to the public within 60 days of the event related to those data/results and always provided that copyright symbol appears together as follows below.

© DORNA WSBK ORGANIZATION Srl 2024

