

Tissot Aragon Round, 27-29 September 2024
Results Tissot Superpole

MotorLand Aragon 5.077 m

1 / 2

No.	Rider	Nat	Team	Bike	Class	Time	Gap	Rel.	Laps	Speed	
										Avg	Max
1	99 A. HUERTAS	ESP	Aruba.it Racing WorldSSP Team	Ducati Panigale V2		1'52.932			14	161,843	282,0
2	94 L. MAHIAS	FRA	GMT94 Yamaha	Yamaha YZF R6		1'52.994	0.062	0.062	13	161,754	276,9
3	9 J. NAVARRO	ESP	Orelac Racing Verdnavatura	Ducati Panigale V2		1'53.045	0.113	0.051	14	161,681	280,5
4	55 Y. MONTELLA	ITA	Barni Spark Racing Team	Ducati Panigale V2		1'53.145	0.213	0.100	16	161,538	280,5
5	28 G. VAN STRAALEN	NED	Pata Yamaha Ten Kate Racing	Yamaha YZF R6		1'53.339	0.407	0.194	17	161,261	283,5
6	23 M. SCHROETTER	GER	MV Agusta Reparto Corse	MV Agusta F3 800 RR		1'53.387	0.455	0.048	14	161,193	276,2
7	53 V. DEBISE	FRA	Evan Bros. WorldSSP Yamaha Team	Yamaha YZF R6		1'53.413	0.481	0.026	14	161,156	277,6
8	62 S. MANZI	ITA	Pata Yamaha Ten Kate Racing	Yamaha YZF R6		1'53.415	0.483	0.002	13	161,153	276,9
9	61 C. ONCU	TUR	Kawasaki Puccetti Racing	Kawasaki ZX-6R		1'53.480	0.548	0.065	15	161,061	277,6
10	69 T. BOOTH-AMOS	GBR	PTR Triumph	Triumph Street Triple RS 765		1'53.856	0.924	0.376	15	160,529	278,4
11	64 F. CARICASULO	ITA	Motozoo ME AIR Racing	MV Agusta F3 800 RR		1'53.873	0.941	0.017	14	160,505	279,8
12	52 B. GOMEZ RUS	ESP	VIAMO Racing by MTM	Kawasaki ZX-6R		1'53.941	1.009	0.068	16	160,409	279,8
13	71 T. EDWARDS	AUS	D34G Racing WorldSSP Team	Ducati Panigale V2	*	1'53.995	1.063	0.054	15	160,333	275,5
14	17 J. MCPHEE	GBR	WRP by SKM-Triumph	Triumph Street Triple RS 765		1'54.049	1.117	0.054	13	160,257	278,4
15	54 B. SOFUOGLU	TUR	MV Agusta Reparto Corse	MV Agusta F3 800 RR		1'54.083	1.151	0.034	15	160,210	279,8
16	66 N. TUULI	FIN	EAB Racing Team	Ducati Panigale V2		1'54.123	1.191	0.040	13	160,154	272,7
17	5 N. ANTONELLI	ITA	Ecosantagata Althea Racing Team	Ducati Panigale V2		1'54.131	1.199	0.008	14	160,142	277,6
18	32 O. BAYLISS	AUS	D34G Racing WorldSSP Team	Ducati Panigale V2		1'54.157	1.225	0.026	15	160,106	276,9
19	27 K. TOBA	JPN	PETRONAS MIE Racing Honda	Honda CBR600RR		1'54.305	1.373	0.148	14	159,899	277,6
20	40 S. CORSI	ITA	Renzi Corse	Ducati Panigale V2	*	1'54.399	1.467	0.094	16	159,767	277,6
21	77 M. PONS	ESP	Team Prodina AltoGo	Yamaha YZF R6	*	1'54.552	1.620	0.153	14	159,554	273,4
22	50 O. VOSTATEK	CZE	PTR Triumph	Triumph Street Triple RS 765		1'54.596	1.664	0.044	16	159,492	278,4
23	3 R. DE ROSA	ITA	QJMOTOR Factory Racing	QJMOTOR SRK 800 RR	*	1'54.835	1.903	0.239	15	159,161	275,5
24	74 P. BIESIEKIRSKI	POL	Ecosantagata Althea Racing Team	Ducati Panigale V2		1'54.866	1.934	0.031	13	159,118	275,5
25	22 F. FULIGNI	ITA	Orelac Racing Verdnavatura	Ducati Panigale V2	*	1'54.956	2.024	0.090	16	158,993	279,1
26	68 L. POWER	AUS	Motozoo ME AIR Racing	MV Agusta F3 800 RR	*	1'55.043	2.111	0.087	15	158,873	274,8
27	89 K. BIN PAWI	MAS	PETRONAS MIE Racing Honda	Honda CBR600RR		1'55.392	2.460	0.349	13	158,392	279,1
28	4 S. ODENDAAL	RSA	WRP by SKM-Triumph	Triumph Street Triple RS 765		1'55.422	2.490	0.030	4	158,351	272,7
29	72 Y. RUIZ	ESP	VFT Racing Yamaha	Yamaha YZF R6		1'55.691	2.759	0.269	14	157,983	271,4
30	39 K. KEANKUM	THA	Yamaha Thailand Racing Team	Yamaha YZF R6		1'56.667	3.735	0.976	16	156,661	274,1
31	73 J. CRETARD	ITA	PS Racing Team	Triumph Street Triple RS 765		1'56.784	3.852	0.117	9	156,504	270,7
32	16 A. ANUAR	MAS	PETRONAS MIE Racing Honda	Honda CBR600RR		1'57.737	4.805	0.953	11	155,238	274,8
Disqualified											
DSQ	47 J. DIAZ	ESP	PS Racing Team	Triumph Street Triple RS 765		1'58.063	5.131	0.326	9	154,809	255,9

Qualifying Lap Time (105% of 1'52.932): **1'58.579**

* WorldSSP Challenge

AIR	Humidity:	29%	Temp:	26°C
TRACK	Condition:	Dry	Temp:	35°C

Records	Pole	(SP)	2023	N.Bulega	1'52.306	162,740	Km/h
	Race	(RC2)	2023	N.Bulega	1'53.191	161,470	Km/h
	All Times	(SP)	2023	N.Bulega	1'52.306	162,740	Km/h

Start 27/09/2024 16:05 End 16:48 The results are provisional until the end of the time limit for protests and appeals and the completion of the technical checks.

These data/results cannot be reproduced, stored and/or transmitted in whole or in part by any manner of electronic, mechanical, photocopying, recording, broadcasting or otherwise now known or herein after developed without the previous express consent by the copyright owner, except for reproduction in daily press and regular printed publications on sale to the public within 60 days of the event related to those data/results and always provided that copyright symbol appears together as follows below.

© DORNA WSBK ORGANIZATION Srl 2024

Tissot Aragon Round, 27-29 September 2024
Results Tissot Superpole

MotorLand Aragon 5.077 m

2 / 2

Session Highlights

Local Time	No. Rider	Description
16.05.00		Start of Session
16.05.03		WorldSSP Pit Intervention Time: 1min 11secs
16.11.33	62 S. MANZI	#62 Check racelink gps - too few satellites
16.13.30	3 R. DE ROSA	#3 Check racelink RF - signal is too weak
16.13.30	27 K. TOBA	#27 Check racelink RF - signal is too weak
16.15.11	99 A. HUERTAS	#99 On Asphalt - Rejoined - Turn 14
16.15.22	4 S. ODENDAAL	#4 Crashed - Turn 3
16.15.36	94 L. MAHIAS	#94 Lap Time Cancelled [1'56.522] - Exceeded Track Limits - Turn 12
16.18.11	4 S. ODENDAAL	#4 Medical Centre
16.19.48	32 O. BAYLISS	#32 Lap Time Cancelled [1'56.075] - Yellow Flag - Turn 3
16.19.53	40 S. CORSI	#40 Lap Time Cancelled [1'56.310] - Yellow Flag - Turn 3
16.19.58	3 R. DE ROSA	#3 Lap Time Cancelled [2'04.378] - Yellow Flag - Turn 3
16.20.03	22 F. FULIGNI	#22 Lap Time Cancelled [1'59.535] - Yellow Flag - Turn 3
16.20.08	69 T. BOOTH-AMOS	#69 Lap Time Cancelled [1'54.440] - Yellow Flag - Turn 3
16.20.13	53 V. DEBISE	#53 Lap Time Cancelled [2'01.225] - Yellow Flag - Turn 3
16.20.18	23 M. SCHROETTER	#23 Lap Time Cancelled [2'03.555] - Yellow Flag - Turn 3
16.20.23	89 K. BIN PAWI	#89 Lap Time Cancelled [2'02.823] - Yellow Flag - Turn 3
16.20.28	5 N. ANTONELLI	#5 Lap Time Cancelled [2'04.363] - Yellow Flag - Turn 3
16.20.33	72 Y. RUIZ	#72 Lap Time Cancelled [2'04.562] - Yellow Flag - Turn 3
16.20.38	53 V. DEBISE	#53 Lap Time Cancelled [2'01.225] - Yellow Flag - Turn 3
16.21.28	39 K. KEANKUM	#39 Lap Time Cancelled [1'57.806] - Yellow Flag - Turn 3
16.21.31	66 N. TUULI	#66 On Asphalt - Rejoined - Turn 14
16.21.33	16 A. ANUAR	#16 Lap Time Cancelled [1'57.900] - Yellow Flag - Turn 3
16.21.38	28 G. VAN STRAALEN	#28 Lap Time Cancelled [2'01.275] - Yellow Flag - Turn 3
16.21.43	94 L. MAHIAS	#94 Lap Time Cancelled [2'06.179] - Yellow Flag - Turn 3
16.21.48	50 O. VOSTATEK	#50 Lap Time Cancelled [2'04.940] - Yellow Flag - Turn 3
16.21.53	71 T. EDWARDS	#71 Lap Time Cancelled [1'58.480] - Yellow Flag - Turn 3
16.21.58	62 S. MANZI	#62 Lap Time Cancelled [1'53.967] - Yellow Flag - Turn 3
16.22.03	9 J. NAVARRO	#9 Lap Time Cancelled [1'53.753] - Yellow Flag - Turn 3
16.23.08	32 O. BAYLISS	#32 Lap Time Cancelled [2'06.597] - Yellow Flag - Turn 3
16.23.13	40 S. CORSI	#40 Lap Time Cancelled [2'04.811] - Yellow Flag - Turn 3
16.23.18	69 T. BOOTH-AMOS	#69 Lap Time Cancelled [2'03.914] - Yellow Flag - Turn 3
16.23.23	22 F. FULIGNI	#22 Lap Time Cancelled [1'57.223] - Yellow Flag - Turn 3
16.23.28	39 K. KEANKUM	#39 Lap Time Cancelled [1'58.212] - Yellow Flag - Turn 3
16.23.33	16 A. ANUAR	#16 Lap Time Cancelled [1'57.803] - Yellow Flag - Turn 3
16.23.38	9 J. NAVARRO	#9 Lap Time Cancelled [1'59.977] - Exceeded Track Limits - Turn 3
16.27.42	27 K. TOBA	#27 On Asphalt - Rejoined - Turn 12
16.36.05	54 B. SOFUOGLU	#54 check racelink gps - too few satellites on this run
16.46.40		2024 WorldSSP Tissot Superpole Award Winner: Huertas A.
16.48.15		End of Session
09.37.10	47 J. DIAZ	#47 has been disqualified - Technical Infringment

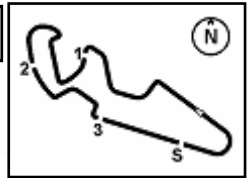
Fastest Laps Sequence

No.	Rider	Nat	Team	Bike	Local Time	Time	Gap	Avg
55	Y. MONTELLA	ITA	Barni Spark Racing Team	Ducati Panigale V2	16:08'48.452	1'54.319		159,879
9	J. NAVARRO	ESP	Orelac Racing Verdnatura	Ducati Panigale V2	16:09'01.190	1'54.088	-0.231	160,203
55	Y. MONTELLA	ITA	Barni Spark Racing Team	Ducati Panigale V2	16:10'42.492	1'54.040	-0.048	160,270
62	S. MANZI	ITA	Pata Yamaha Ten Kate Racing	Yamaha YZF R6	16:12'02.755	1'53.929	-0.111	160,426
99	A. HUERTAS	ESP	Aruba.it Racing WorldSSP Team	Ducati Panigale V2	16:13'34.407	1'53.830	-0.099	160,566
9	J. NAVARRO	ESP	Orelac Racing Verdnatura	Ducati Panigale V2	16:22'26.646	1'53.188	-0.642	161,476
9	J. NAVARRO	ESP	Orelac Racing Verdnatura	Ducati Panigale V2	16:41'38.507	1'53.129	-0.059	161,561
99	A. HUERTAS	ESP	Aruba.it Racing WorldSSP Team	Ducati Panigale V2	16:42'47.640	1'52.946	-0.183	161,822
99	A. HUERTAS	ESP	Aruba.it Racing WorldSSP Team	Ducati Panigale V2	16:46'33.801	1'52.932	-0.014	161,843

Start 16:05 End 16:48 The results are provisional until the end of the time limit for protests and appeals and the completion of the technical checks.

These data/results cannot be reproduced, stored and/or transmitted in whole or in part by any manner of electronic, mechanical, photocopying, recording, broadcasting or otherwise now known or herein after developed without the previous express consent by the copyright owner, except for reproduction in daily press and regular printed publications on sale to the public within 60 days of the event related to those data/results and always provided that copyright symbol appears together as follows below.

© DORNA WSBK ORGANIZATION Srl 2024



Tissot Aragon Round, 27-29 September 2024
Best Sectors & Speed Tissot Superpole

MotorLand Aragon 5.077 m

BEST LAP		
1	99 A. HUERTAS	Ducati Panigale V2 1'52.932
2	94 L. MAHIAS	Yamaha YZF R6 1'52.994
3	9 J. NAVARRO	Ducati Panigale V2 1'53.045
4	55 Y. MONTELLA	Ducati Panigale V2 1'53.145
5	28 G. VAN STRAALEN	Yamaha YZF R6 1'53.339
6	23 M. SCHROETTER	MV Agusta F3 800 RR 1'53.387
7	53 V. DEBISE	Yamaha YZF R6 1'53.413
8	62 S. MANZI	Yamaha YZF R6 1'53.415
9	61 C. ONCU	Kawasaki ZX-6R 1'53.480
10	69 T. BOOTH-AMOS	Triumph Street Triple RS 765 1'53.856
11	64 F. CARICASULO	MV Agusta F3 800 RR 1'53.873
12	52 B. GOMEZ RUS	Kawasaki ZX-6R 1'53.941
13	71 T. EDWARDS	Ducati Panigale V2 1'53.995
14	17 J. MCPHEE	Triumph Street Triple RS 765 1'54.049
15	54 B. SOFUOGLU	MV Agusta F3 800 RR 1'54.083
16	66 N. TUULI	Ducati Panigale V2 1'54.123
17	5 N. ANTONELLI	Ducati Panigale V2 1'54.131
18	32 D. BAYLISS	Ducati Panigale V2 1'54.157
19	27 K. TOBA	Honda CBR600RR 1'54.305
20	40 S. CORSI	Ducati Panigale V2 1'54.399
21	77 M. PONS	Yamaha YZF R6 1'54.552
22	50 D. VOSTATEK	Triumph Street Triple RS 765 1'54.596
23	3 R. DE ROSA	QJMOTOR SRK 800 RR 1'54.835
24	74 P. BIESIEKIRSKI	Ducati Panigale V2 1'54.866
25	22 F. FULIGNI	Ducati Panigale V2 1'54.956
26	68 L. POWER	MV Agusta F3 800 RR 1'55.043
27	89 K. BIN PAWI	Honda CBR600RR 1'55.392
28	4 S. ODENDAAL	Triumph Street Triple RS 765 1'55.422
29	72 Y. RUIZ	Yamaha YZF R6 1'55.691
30	39 K. KEANKUM	Yamaha YZF R6 1'56.667
31	73 J. CRETARO	Triumph Street Triple RS 765 1'56.784
32	16 A. ANUAR	Honda CBR600RR 1'57.737
33	47 J. DIAZ	Triumph Street Triple RS 765 1'58.063

SPEED		
1	28 G. VAN STRAALEN	Yamaha YZF R6 283,5
2	99 A. HUERTAS	Ducati Panigale V2 282,0
3	9 J. NAVARRO	Ducati Panigale V2 280,5
4	55 Y. MONTELLA	Ducati Panigale V2 280,5
5	52 B. GOMEZ RUS	Kawasaki ZX-6R 279,8
6	54 B. SOFUOGLU	MV Agusta F3 800 RR 279,8
7	64 F. CARICASULO	MV Agusta F3 800 RR 279,8
8	22 F. FULIGNI	Ducati Panigale V2 279,1
9	89 K. BIN PAWI	Honda CBR600RR 279,1
10	50 D. VOSTATEK	Triumph Street Triple RS 765 278,4
11	69 T. BOOTH-AMOS	Triumph Street Triple RS 765 278,4
12	17 J. MCPHEE	Triumph Street Triple RS 765 278,4
13	61 C. ONCU	Kawasaki ZX-6R 277,6
14	5 N. ANTONELLI	Ducati Panigale V2 277,6
15	27 K. TOBA	Honda CBR600RR 277,6
16	40 S. CORSI	Ducati Panigale V2 277,6
17	53 V. DEBISE	Yamaha YZF R6 277,6
18	32 D. BAYLISS	Ducati Panigale V2 276,9
19	62 S. MANZI	Yamaha YZF R6 276,9
20	94 L. MAHIAS	Yamaha YZF R6 276,9
21	23 M. SCHROETTER	MV Agusta F3 800 RR 276,2
22	74 P. BIESIEKIRSKI	Ducati Panigale V2 275,5
23	3 R. DE ROSA	QJMOTOR SRK 800 RR 275,5
24	71 T. EDWARDS	Ducati Panigale V2 275,5
25	16 A. ANUAR	Honda CBR600RR 274,8
26	68 L. POWER	MV Agusta F3 800 RR 274,8
27	39 K. KEANKUM	Yamaha YZF R6 274,1
28	77 M. PONS	Yamaha YZF R6 273,4
29	4 S. ODENDAAL	Triumph Street Triple RS 765 272,7
30	66 N. TUULI	Ducati Panigale V2 272,7
31	72 Y. RUIZ	Yamaha YZF R6 271,4
32	73 J. CRETARO	Triumph Street Triple RS 765 270,7
33	47 J. DIAZ	Triumph Street Triple RS 765 255,9

SEG. 1	
1	99 A. HUERTAS 31.946
2	55 Y. MONTELLA 31.951
3	61 C. ONCU 32.099
4	9 J. NAVARRO 32.104
5	94 L. MAHIAS 32.125
6	62 S. MANZI 32.134
7	64 F. CARICASULO 32.191
8	23 M. SCHROETTER 32.200
9	53 V. DEBISE 32.201
10	71 T. EDWARDS 32.206
11	28 G. VAN STRAALEN 32.208
12	52 B. GOMEZ RUS 32.235
13	5 N. ANTONELLI 32.291
14	69 T. BOOTH-AMOS 32.291
15	32 D. BAYLISS 32.349
16	17 J. MCPHEE 32.367
17	66 N. TUULI 32.380
18	77 M. PONS 32.473
19	27 K. TOBA 32.487
20	74 P. BIESIEKIRSKI 32.500
21	54 B. SOFUOGLU 32.528
22	40 S. CORSI 32.577
23	4 S. ODENDAAL 32.582
24	50 D. VOSTATEK 32.584
25	22 F. FULIGNI 32.618
26	3 R. DE ROSA 32.624
27	68 L. POWER 32.751
28	89 K. BIN PAWI 32.838
29	72 Y. RUIZ 32.951
30	47 J. DIAZ 33.164
31	73 J. CRETARO 33.182
32	39 K. KEANKUM 33.205
33	16 A. ANUAR 33.655

SEG. 2	
1	53 V. DEBISE 31.594
2	9 J. NAVARRO 31.608
3	69 T. BOOTH-AMOS 31.715
4	99 A. HUERTAS 31.725
5	64 F. CARICASULO 31.759
6	17 J. MCPHEE 31.777
7	94 L. MAHIAS 31.784
8	23 M. SCHROETTER 31.786
9	61 C. ONCU 31.797
10	62 S. MANZI 31.809
11	28 G. VAN STRAALEN 31.842
12	54 B. SOFUOGLU 31.876
13	32 D. BAYLISS 31.886
14	5 N. ANTONELLI 31.979
15	55 Y. MONTELLA 31.990
16	77 M. PONS 32.000
17	27 K. TOBA 32.003
18	52 B. GOMEZ RUS 32.009
19	66 N. TUULI 32.017
20	4 S. ODENDAAL 32.057
21	3 R. DE ROSA 32.073
22	40 S. CORSI 32.092
23	71 T. EDWARDS 32.109
24	74 P. BIESIEKIRSKI 32.115
25	68 L. POWER 32.124
26	50 D. VOSTATEK 32.183
27	89 K. BIN PAWI 32.321
28	22 F. FULIGNI 32.322
29	72 Y. RUIZ 32.439
30	73 J. CRETARO 32.759
31	39 K. KEANKUM 32.781
32	16 A. ANUAR 32.982
33	47 J. DIAZ 32.996

SEG. 3	
1	94 L. MAHIAS 21.509
2	99 A. HUERTAS 21.559
3	55 Y. MONTELLA 21.571
4	62 S. MANZI 21.573
5	9 J. NAVARRO 21.592
6	53 V. DEBISE 21.639
7	61 C. ONCU 21.675
8	66 N. TUULI 21.686
9	23 M. SCHROETTER 21.692
10	69 T. BOOTH-AMOS 21.709
11	74 P. BIESIEKIRSKI 21.725
12	50 D. VOSTATEK 21.727
13	28 G. VAN STRAALEN 21.750
14	89 K. BIN PAWI 21.771
15	17 J. MCPHEE 21.784
16	40 S. CORSI 21.784
17	5 N. ANTONELLI 21.803
18	64 F. CARICASULO 21.818
19	52 B. GOMEZ RUS 21.822
20	27 K. TOBA 21.830
21	54 B. SOFUOGLU 21.847
22	32 D. BAYLISS 21.852
23	72 Y. RUIZ 21.862
24	22 F. FULIGNI 21.888
25	68 L. POWER 21.906
26	71 T. EDWARDS 21.920
27	77 M. PONS 21.924
28	3 R. DE ROSA 21.932
29	73 J. CRETARO 22.145
30	39 K. KEANKUM 22.160
31	4 S. ODENDAAL 22.222
32	16 A. ANUAR 22.254
33	47 J. DIAZ 22.594

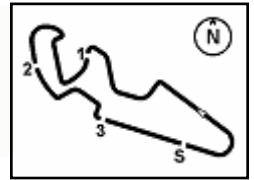
SEG. 4	
1	99 A. HUERTAS 27.475
2	23 M. SCHROETTER 27.512
3	55 Y. MONTELLA 27.532
4	28 G. VAN STRAALEN 27.539
5	9 J. NAVARRO 27.546
6	94 L. MAHIAS 27.576
7	5 N. ANTONELLI 27.674
8	54 B. SOFUOGLU 27.702
9	52 B. GOMEZ RUS 27.711
10	53 V. DEBISE 27.714
11	71 T. EDWARDS 27.715
12	64 F. CARICASULO 27.716
13	69 T. BOOTH-AMOS 27.721
14	17 J. MCPHEE 27.780
15	61 C. ONCU 27.781
16	62 S. MANZI 27.787
17	27 K. TOBA 27.835
18	32 D. BAYLISS 27.838
19	66 N. TUULI 27.920
20	40 S. CORSI 27.925
21	50 D. VOSTATEK 27.927
22	22 F. FULIGNI 27.936
23	74 P. BIESIEKIRSKI 27.983
24	77 M. PONS 27.986
25	68 L. POWER 28.022
26	4 S. ODENDAAL 28.030
27	39 K. KEANKUM 28.068
28	89 K. BIN PAWI 28.114
29	72 Y. RUIZ 28.130
30	3 R. DE ROSA 28.206
31	73 J. CRETARO 28.336
32	16 A. ANUAR 28.549
33	47 J. DIAZ 29.060

27/09/2024

These data/results cannot be reproduced, stored and/or transmitted in whole or in part by any manner of electronic, mechanical, photocopying, recording, broadcasting or otherwise now known or herein after developed without the previous express consent by the copyright owner, except for reproduction in daily press and regular printed publications on sale to the public within 60 days of the event related to those data/results and always provided that copyright symbol appears together as follows below.

© DORNA WSBK ORGANIZATION Srl 2024





MotorLand Aragon 5.077 m

Tissot Aragon Round, 27-29 September 2024
Ideal Times Tissot Superpole

No.	Rider	Nat	Bike	Seg. 1	Seg. 2	Seg. 3	Seg. 4	Ideal Time		
				Diff. 1	Diff. 2	Diff. 3	Diff. 4	Best Lap	Pos.	Diff.
1	99 A. HUERTAS	ESP	Ducati Panigale V2	31.946	31.725 +0.138	21.559 +0.082	27.475 +0.007	1'52.705 1'52.932	1	0.227
2	9 J. NAVARRO	ESP	Ducati Panigale V2	32.104	31.608 +0.188	21.592 +0.007	27.546	1'52.850 1'53.045	3	0.195
3	94 L. MAHIAS	FRA	Yamaha YZF R6	32.125	31.784	21.509	27.576	1'52.994 1'52.994	2	
4	55 Y. MONTELLA	ITA	Ducati Panigale V2	31.951	31.990 +0.027	21.571 +0.074	27.532	1'53.044 1'53.145	4	0.101
5	53 V. DEBISE	FRA	Yamaha YZF R6	32.201 +0.265	31.594	21.639	27.714	1'53.148 1'53.413	7	0.265
6	23 M. SCHROETTER	GER	MV Agusta F3 800 RR	32.200	31.786 +0.028	21.692 +0.126	27.512 +0.043	1'53.190 1'53.387	6	0.197
7	62 S. MANZI	ITA	Yamaha YZF R6	32.134 +0.112	31.809	21.573	27.787	1'53.303 1'53.415	8	0.112
8	28 G. VAN STRAALEN	NED	Yamaha YZF R6	32.208	31.842	21.750	27.539	1'53.339 1'53.339	5	
9	61 C. ONCU	TUR	Kawasaki ZX-6R	32.099 +0.042	31.797 +0.040	21.675	27.781 +0.046	1'53.352 1'53.480	9	0.128
10	69 T. BOOTH-AMOS	GBR	Triumph Street Triple RS 765	32.291	31.715	21.709 +0.119	27.721 +0.301	1'53.436 1'53.856	10	0.420
11	64 F. CARICASULO	ITA	MV Agusta F3 800 RR	32.191 +0.189	31.759	21.818 +0.039	27.716 +0.161	1'53.484 1'53.873	11	0.389
12	17 J. MCPHEE	GBR	Triumph Street Triple RS 765	32.367 +0.245	31.777	21.784	27.780 +0.096	1'53.708 1'54.049	14	0.341
13	5 N. ANTONELLI	ITA	Ducati Panigale V2	32.291	31.979 +0.100	21.803 +0.068	27.674 +0.216	1'53.747 1'54.131	17	0.384
14	52 B. GOMEZ RUS	ESP	Kawasaki ZX-6R	32.235	32.009 +0.164	21.822	27.711	1'53.777 1'53.941	12	0.164
15	32 D. BAYLISS	AUS	Ducati Panigale V2	32.349	31.886 +0.128	21.852 +0.104	27.838	1'53.925 1'54.157	18	0.232
16	71 T. EDWARDS	AUS	Ducati Panigale V2	32.206 +0.045	32.109	21.920	27.715	1'53.950 1'53.995	13	0.045
17	54 B. SOFUOGLU	TUR	MV Agusta F3 800 RR	32.528	31.876	21.847 +0.130	27.702	1'53.953 1'54.083	15	0.130
18	66 N. TUULI	FIN	Ducati Panigale V2	32.380 +0.053	32.017	21.686 +0.067	27.920	1'54.003 1'54.123	16	0.120
19	27 K. TOBA	JPN	Honda CBR600RR	32.487	32.003	21.830 +0.150	27.835	1'54.155 1'54.305	19	0.150
20	74 P. BIESIEKIRSKI	POL	Ducati Panigale V2	32.500 +0.010	32.115 +0.087	21.725 +0.319	27.983 +0.127	1'54.323 1'54.866	24	0.543
21	40 S. CORSI	ITA	Ducati Panigale V2	32.577	32.092	21.784	27.925 +0.021	1'54.378 1'54.399	20	0.021
22	77 M. PONS	ESP	Yamaha YZF R6	32.473 +0.004	32.000	21.924 +0.134	27.986 +0.031	1'54.383 1'54.552	21	0.169
23	50 D. VOSTATEK	CZE	Triumph Street Triple RS 765	32.584 +0.034	32.183	21.727 +0.068	27.927 +0.073	1'54.421 1'54.596	22	0.175
24	22 F. FULIGNI	ITA	Ducati Panigale V2	32.618 +0.105	32.322 +0.030	21.888 +0.057	27.936	1'54.764 1'54.956	25	0.192
25	68 L. POWER	AUS	MV Agusta F3 800 RR	32.751 +0.046	32.124 +0.039	21.906	28.022 +0.155	1'54.803 1'55.043	26	0.240
26	3 R. DE ROSA	ITA	QJMOTOR SRK 800 RR	32.624	32.073	21.932	28.206	1'54.835 1'54.835	23	
27	4 S. ODENDAAL	RSA	Triumph Street Triple RS 765	32.582 +0.312	32.057 +0.219	22.222	28.030	1'54.891 1'55.422	28	0.531
28	89 K. BIN PAWI	MAS	Honda CBR600RR	32.838	32.321	21.771 +0.325	28.114 +0.023	1'55.044 1'55.392	27	0.348
29	72 Y. RUIZ	ESP	Yamaha YZF R6	32.951	32.439	21.862 +0.165	28.130 +0.144	1'55.382 1'55.691	29	0.309
30	39 K. KEANKUM	THA	Yamaha YZF R6	33.205 +0.269	32.781 +0.184	22.160	28.068	1'56.214 1'56.667	30	0.453
31	73 J. CRETARO	ITA	Triumph Street Triple RS 765	33.182 +0.316	32.759 +0.002	22.145 +0.044	28.336	1'56.422 1'56.784	31	0.362
32	16 A. ANUAR	MAS	Honda CBR600RR	33.655 +0.120	32.982	22.254 +0.105	28.549 +0.072	1'57.440 1'57.737	32	0.297
33	47 J. DIAZ	ESP	Triumph Street Triple RS 765	33.164	32.996 +0.020	22.594 +0.118	29.060 +0.111	1'57.814 1'58.063	33	0.249
Overall Ideal Time				31.946	31.594	21.509	27.475	1'52.524		

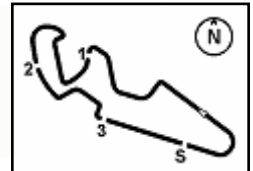
27/09/2024

These data/results cannot be reproduced, stored and/or transmitted in whole or in part by any manner of electronic, mechanical, photocopying, recording, broadcasting or otherwise now known or herein after developed without the previous express consent by the copyright owner, except for reproduction in daily press and regular printed publications on sale to the public within 60 days of the event related to those data/results and always provided that copyright symbol appears together as follows below.

© DORNA WSBK ORGANIZATION Srl 2024

FIGR PERUGIA TIMING





**Tissot Aragon Round, 27-29 September 2024
Chronological Analysis Tissot Superpole**

1° 99 A. HUERTAS [1'52.932]							
Lap	Seg1	Seg2	Seg3	Seg4	Lap Time	km/h	Local Time
1		33.514	23.548	28.043		279,1	
2	32.565	32.157	21.817	27.778	1'54.317	279,1	16:09'43.847
3	32.546	33.114	22.057	29.013	1'56.730	268,0	16:11'40.577
4	32.282	32.081	21.689	27.778	1'53.830	279,8	16:13'34.407
5	32.234	32.092	36.465	34.143	2'14.934P	276,9	16:15'49.341
6	7'28.289	31.977	21.918	28.082	8'50.266P	280,5	16:24'39.607
7	32.254	31.919	21.724	27.621	1'53.518	279,8	16:26'33.125
8	32.198	31.825	21.883	27.564	1'53.470	280,5	16:28'26.595
9	32.261	31.954	21.687	27.615	1'53.517	282,0	16:30'20.112
10	32.174	31.944	21.650	33.892	1'59.660P	277,6	16:32'19.772
11	5'14.064	36.481	22.823	28.270	6'41.638P	266,7	16:39'01.410
12	32.096	31.843	21.870	27.475	1'53.284	280,5	16:40'54.694
13	32.068	31.725	21.600	27.553	1'52.946	276,9	16:42'47.640
14	32.083	31.916	21.559	27.671	1'53.229	276,2	16:44'40.869
15	31.946	31.863	21.641	27.482	1'52.932	279,8	16:46'33.801

2° 94 L. MAHIAS [1'52.994]							
Lap	Seg1	Seg2	Seg3	Seg4	Lap Time	km/h	Local Time
1		35.139	26.169	31.867		237,9	
2	32.700	31.930	21.787	27.914	1'54.331	272,7	16:09'44.205
3	32.838	32.195	21.958	28.388	1'55.379	272,0	16:11'39.584
4	32.457	32.042	21.598	28.121	1'54.218	272,0	16:13'33.802
5	32.620	32.243	23.480	28.179	1'56.522C	271,4	16:15'30.324
6	36.780	33.235	22.038	34.126	2'06.179CP	270,0	16:17'36.503
7	6'19.887	33.298	22.140	28.056	7'43.381P	271,4	16:25'19.884
8	32.475	32.095	21.712	28.203	1'54.485	272,7	16:27'14.369
9	32.329	31.992	21.588	28.008	1'53.917	274,1	16:29'08.286
10	36.459	33.112	22.458	34.440	2'06.469P	270,7	16:31'14.755
11	6'37.358	33.189	21.934	53.562	8'26.043P	71,5	16:39'40.798
12	33.666	33.198	22.201	29.695	1'58.760	274,1	16:41'39.558
13	32.381	39.696	21.784	27.724	2'01.585	272,7	16:43'41.143
14	32.125	31.784	21.509	27.576	1'52.994	276,9	16:45'34.137

3° 9 J. NAVARRO [1'53.045]							
Lap	Seg1	Seg2	Seg3	Seg4	Lap Time	km/h	Local Time
1		32.925	22.276	29.461		264,7	
2	32.571	31.977	21.836	27.704	1'54.088	278,4	16:09'01.190
3	40.939	34.962	22.183	33.328	2'11.412P	277,6	16:11'12.602
4	4'04.686	32.543	21.933	27.964	5'27.126P	274,8	16:16'39.728
5	32.515	31.801	21.663	27.774	1'53.753C	275,5	16:18'33.481
6	32.211	31.760	24.609	31.397	1'59.977C	266,7	16:20'33.458
7	32.183	31.777	21.592	27.636	1'53.188	276,9	16:22'26.646
8	32.358	31.868	21.732	27.679	1'53.637	276,9	16:24'20.283
9	34.767	32.685	22.293	33.955	2'03.700P	276,9	16:26'23.983
10	7'41.921	32.106	21.722	27.646	9'03.395P	277,6	16:35'27.378
11	32.140	31.756	21.719	27.582	1'53.197	277,6	16:37'20.575
12	32.164	31.688	22.278	58.673	2'24.803	80,1	16:39'45.378
13	32.188	31.608	21.689	27.644	1'53.129	280,5	16:41'38.507
14	39.454	32.962	22.235	27.693	2'02.344	274,8	16:43'40.851
15	32.104	31.796	21.599	27.546	1'53.045	278,4	16:45'33.896

4° 55 Y. MONTELLA [1'53.145]							
Lap	Seg1	Seg2	Seg3	Seg4	Lap Time	km/h	Local Time
1		32.815	22.396	28.051		274,8	
2	32.493	32.193	21.822	27.811	1'54.319	276,9	16:08'48.452
3	32.214	32.177	21.902	27.747	1'54.040	277,6	16:10'42.492
4	32.182	32.652	21.806	27.736	1'54.376	278,4	16:12'36.868
5	32.047	32.282	21.889	27.736	1'53.954	277,6	16:14'30.822
6	32.863	32.872	22.167	33.559	2'01.461P	277,6	16:16'32.283
7	6'16.635	32.389	22.008	27.944	7'38.976P	276,2	16:24'11.259

8	32.098	32.004	21.725	27.664	1'53.491	278,4	16:26'04.750
9	32.183	32.049	21.701	27.695	1'53.628	279,8	16:27'58.378
10	32.179	31.990	21.704	27.813	1'53.686	280,5	16:29'52.064
11	33.681	32.888	22.025	27.886	1'56.480	280,5	16:31'48.544
12	32.560	32.156	21.847	33.413	1'59.976P	278,4	16:33'48.520
13	3'15.092	32.293	21.739	27.825	4'36.949P	278,4	16:38'25.469
14	32.113	32.163	22.284	28.404	1'54.964	272,7	16:40'20.433
15	31.990	32.045	21.571	27.588	1'53.194	279,1	16:42'13.627
16	31.994	32.152	21.618	27.739	1'53.503	277,6	16:44'07.130
17	31.951	32.017	21.645	27.532	1'53.145	279,8	16:46'00.275

5° 28 G. VAN STRAALEN [1'53.339]							
Lap	Seg1	Seg2	Seg3	Seg4	Lap Time	km/h	Local Time
1		35.170	24.292	29.898		263,4	
2	32.851	32.534	25.597	28.088	1'59.070	273,4	16:09'45.629
3	32.478	32.003	21.992	27.971	1'54.444	275,5	16:11'40.073
4	32.566	32.223	22.372	27.957	1'55.118	274,8	16:13'35.191
5	32.323	32.000	22.377	28.113	1'54.813	272,0	16:15'30.004
6	37.379	33.508	22.195	28.193	2'01.275C	269,3	16:17'31.279
7	32.544	32.136	21.942	27.980	1'54.602	273,4	16:19'25.881
8	32.459	33.034	22.332	34.969	2'02.794P	270,0	16:21'28.675
9	3'17.523	32.541	22.117	28.038	4'40.219P	274,8	16:26'08.894
10	32.596	32.148	22.062	27.987	1'54.793	276,9	16:28'03.687
11	32.699	33.280	23.162	34.419	2'03.560P	272,0	16:30'07.247
12	3'15.844	32.684	21.894	27.945	4'38.367P	276,2	16:34'45.614
13	32.435	32.001	21.843	27.873	1'54.152	280,5	16:36'39.766
14	32.489	31.860	21.906	27.675	1'53.930	278,4	16:38'33.696
15	32.234	32.154	21.979	27.783	1'54.150	281,3	16:40'27.846
16	32.540	32.621	21.883	28.021	1'55.065	273,4	16:42'22.911
17	32.296	38.026	22.235	28.417	2'00.974	273,4	16:44'23.885
18	32.208	31.842	21.750	27.539	1'53.339	283,5	16:46'17.224

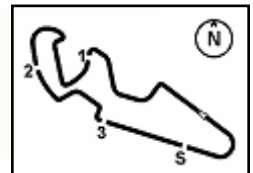
6° 23 M. SCHROETTER [1'53.387]							
Lap	Seg1	Seg2	Seg3	Seg4	Lap Time	km/h	Local Time
1		33.107	22.644	28.329		268,7	
2	33.046	32.498	22.317	28.180	1'56.041	276,2	16:09'04.282
3	33.230	36.294	26.782	28.176	2'04.482	271,4	16:11'08.764
4	32.982	32.239	22.210	27.968	1'55.399	271,4	16:13'04.163
5	32.512	32.135	22.107	28.072	1'54.826	267,3	16:14'58.989
6	34.827	32.594	22.209	33.925	2'03.555CP	268,7	16:17'02.544
7	6'09.236	33.774	24.457	35.455	7'42.922P	215,1	16:24'45.466
8	4'51.397	33.210	22.219	28.153	6'14.979P	269,3	16:31'00.445
9	32.594	32.093	21.973	27.840	1'54.500	272,7	16:32'54.945
10	32.345	31.887	21.823	27.772	1'53.827	274,1	16:34'48.772
11	32.462	31.842	21.894	27.512	1'53.710	275,5	16:36'42.482
12	32.366	31.786	21.970	32.103	1'58.225P	274,1	16:38'40.707
13	2'28.430	32.200	22.003	31.447	3'54.080P	239,5	16:42'34.787
14	32.470	31.968	21.692	27.813	1'53.943	271,4	16:44'28.730
15	32.200	31.814	21.818	27.555	1'53.387	274,8	16:46'22.117

7° 53 V. DEBISE [1'53.413]							
Lap	Seg1	Seg2	Seg3	Seg4	Lap Time	km/h	Local Time
1		35.936	24.013	29.301		254,1	
2	33.218	32.732	21.908	27.975	1'55.833	272,7	16:09'03.145
3	32.417	32.139	25.471	30.060	2'00.087	266,7	16:11'03.232
4	32.587	32.087	21.884	27.776	1'54.334	276,9	16:12'57.566
5	32.939	38.957	21.902	28.120	2'01.918	277,6	16:14'59.484
6	32.511	31.995	22.109	34.610	2'01.225CP	277,6	16:17'00.709
7	6'26.545	34.053	25.947	28.241	7'54.786P	274,1	16:24'55.495
8	32.781	32.114	21.865	27.983	1'54.743	274,1	16:26'50.238
9	32.564	32.086	21.716	27.948	1'54.314	276,9	16:28'44.552
10	32.513	31.941	21.699	27.778	1'53.931	277,6	16:30'38.483
11	32.437	31.876	22.324	34.406	2'01.043P	272,7	16:32'39.526

27/09/2024 P = Pits In/Out - C = Lap Time Cancelled

These data/results cannot be reproduced, stored and/or transmitted in whole or in part by any manner of electronic, mechanical, photocopying, recording, broadcasting or otherwise now known or herein after developed without the previous express consent by the copyright owner, except for reproduction in daily press and regular printed publications on sale to the public within 60 days of the event related to those data/results and always provided that copyright symbol appears together as follows below.

© DORNA WSBK ORGANIZATION Srl 2024



**Tissot Aragon Round, 27-29 September 2024
Chronological Analysis Tissot Superpole**

12	5'11.886	32.597	21.922	57.979	7'04.384P	84,6	16:39'43.910
13	32.466	31.594	21.639	27.714	1'53.413	276,9	16:41'37.323
14	36.644	32.636	21.994	29.014	2'00.288	252,3	16:43'37.611
15	32.201	31.874	22.169	27.863	1'54.107	274,1	16:45'31.718

8° 62 S. MANZI [1'53.415]

Lap	Seg.1	Seg.2	Seg.3	Seg.4	Lap Time	km/h	Local Time
1		32.650	21.810	28.035		270,0	
2	32.537	32.090	21.700	27.896	1'54.223	273,4	16:10'08.826
3	32.552	31.909	21.605	27.863	1'53.929	273,4	16:12'02.755
4	32.498	31.850	21.612	27.908	1'53.868	273,4	16:13'56.623
5	33.920	33.284	21.932	27.965	1'57.101	272,7	16:15'53.724
6	32.548	31.901	21.633	27.885	1'53.967C	274,1	16:17'47.691
7	34.359	32.779	22.307	34.755	2'04.200P	270,7	16:19'51.891
8	6'58.765	32.793	21.750	27.857	8'21.165P	276,2	16:28'13.056
9	32.246	31.809	21.573	27.787	1'53.415	276,9	16:30'06.471
10	32.387	36.071	23.051	36.402	2'07.911P	259,0	16:32'14.382
11	6'06.981	32.223	21.785	27.908	7'28.897P	275,5	16:39'43.279
12	32.206	31.809	21.624	28.130	1'53.769	274,1	16:41'37.048
13	38.421	32.273	21.828	27.988	2'00.510	276,2	16:43'37.558
14	32.134	38.569	23.467	28.613	2'02.783	273,4	16:45'40.341

9° 61 C. ONCU [1'53.480]

Lap	Seg.1	Seg.2	Seg.3	Seg.4	Lap Time	km/h	Local Time
1		33.056	22.583	28.067		272,0	
2	32.369	32.207	21.764	28.028	1'54.368	273,4	16:08'49.614
3	32.232	32.039	21.757	28.059	1'54.087	275,5	16:10'43.701
4	33.686	35.208	22.548	34.619	2'06.061P	259,0	16:12'49.762
5	6'13.534	33.921	26.009	32.126	7'45.590P	263,4	16:20'35.352
6	32.141	31.837	21.675	27.827	1'53.480	273,4	16:22'28.832
7	32.121	31.962	25.563	28.530	1'58.176	268,7	16:24'27.008
8	32.222	32.017	21.736	27.816	1'53.791	276,2	16:26'20.799
9	32.778	32.046	22.095	34.984	2'01.903P	275,5	16:28'22.702
10	4'58.615	32.455	22.093	28.611	6'21.774P	257,8	16:34'44.476
11	32.143	31.848	21.937	29.122	1'55.050	268,7	16:36'39.526
12	32.322	31.864	23.266	28.125	1'55.577	276,9	16:38'35.103
13	32.182	31.887	22.135	27.994	1'54.198	277,6	16:40'29.301
14	32.144	31.797	22.116	27.781	1'53.838	277,6	16:42'23.139
15	39.873	32.437	22.164	28.278	2'02.752	270,7	16:44'25.891
16	32.099	31.987	21.811	27.808	1'53.705	277,6	16:46'19.596

10° 69 T. BOOTH-AMOS [1'53.856]

Lap	Seg.1	Seg.2	Seg.3	Seg.4	Lap Time	km/h	Local Time
1		32.977	22.783	28.548		268,0	
2	32.966	32.333	22.341	27.852	1'55.492	278,4	16:09'04.142
3	32.736	36.689	24.445	31.196	2'05.066	260,9	16:11'09.208
4	32.793	32.082	22.268	27.796	1'54.939	274,1	16:13'04.147
5	32.721	32.076	22.167	27.721	1'54.685	272,0	16:14'58.832
6	32.631	32.053	21.965	27.791	1'54.440C	276,2	16:16'53.272
7	33.298	32.686	22.688	35.242	2'03.914CP	272,0	16:18'57.186
8	5'22.397	34.845	23.250	27.927	6'48.419P	271,4	16:25'45.605
9	32.858	31.926	21.709	27.949	1'54.442	274,8	16:27'40.047
10	32.581	31.870	25.931	30.766	2'01.148	268,0	16:29'41.195
11	32.614	32.067	21.833	27.744	1'54.258	274,1	16:31'35.453
12	33.958	32.541	22.838	34.869	2'04.206P	274,1	16:33'39.659
13	4'11.686	32.862	21.950	53.564	6'00.062P	72,8	16:39'39.721
14	32.636	31.993	26.184	28.500	1'59.313	275,5	16:41'39.034
15	32.656	36.339	21.998	27.852	1'58.845	274,8	16:43'37.879
16	32.291	31.715	21.828	28.022	1'53.856	270,0	16:45'31.735

11° 64 F. CARICASULO [1'53.873]

Lap	Seg.1	Seg.2	Seg.3	Seg.4	Lap Time	km/h	Local Time
-----	-------	-------	-------	-------	----------	------	------------

1		35.715	24.823	31.865		255,9	
2	33.259	32.814	23.025	29.133	1'58.231	271,4	16:09'49.777
3	32.567	32.076	21.862	28.027	1'54.532	276,9	16:11'44.309
4	32.792	32.554	28.604	36.437	2'10.387P	274,1	16:13'54.696
5	5'20.310	33.732	22.611	28.950	6'45.603P	270,0	16:20'40.299
6	32.566	32.046	21.874	28.027	1'54.513	276,2	16:22'34.812
7	32.421	31.886	21.818	27.857	1'53.982	279,8	16:24'28.794
8	32.592	32.029	21.981	27.716	1'54.318	279,1	16:26'23.112
9	32.380	31.759	21.857	27.877	1'53.873	278,4	16:28'16.985
10	33.224	32.975	22.315	35.784	2'04.298P	274,1	16:30'21.283
11	6'42.712	32.536	21.953	27.973	8'05.174P	276,2	16:38'26.457
12	32.338	32.342	31.474	29.263	2'05.417	275,5	16:40'31.874
13	32.356	31.898	22.276	28.221	1'54.751	273,4	16:42'26.625
14	32.251	31.963	22.075	27.981	1'54.270	278,4	16:44'20.895
15	32.191	32.074			2'10.862	240,0	16:46'31.757

12° 52 B. GOMEZ RUS [1'53.941]

Lap	Seg.1	Seg.2	Seg.3	Seg.4	Lap Time	km/h	Local Time
1		33.514	22.791	28.441		272,7	
2	32.984	32.366	21.986	27.890	1'55.226	275,5	16:08'54.499
3	32.528	32.466	22.157	27.915	1'55.066	278,4	16:10'49.565
4	32.711	32.117	21.941	27.782	1'54.551	279,8	16:12'44.116
5	32.476	32.188	21.830	27.744	1'54.238	276,2	16:14'38.354
6	32.467	32.154	21.993	38.522	2'05.136P	275,5	16:16'43.490
7	4'51.175	32.738	22.344	28.588	6'14.845P	268,0	16:22'58.335
8	32.768	32.125	22.208	27.781	1'54.882	278,4	16:24'53.217
9	32.562	32.377	21.876	30.889	1'57.704	198,5	16:26'50.921
10	32.680	32.203	21.870	27.846	1'54.599	279,8	16:28'45.520
11	33.693	33.214	22.745	35.761	2'05.413P	278,4	16:30'50.933
12	4'14.255	33.807	22.516	28.302	5'38.880P	276,2	16:36'29.813
13	34.726	32.509	22.179	28.059	1'57.473	276,9	16:38'27.286
14	32.484	32.050	21.990	27.886	1'54.410	278,4	16:40'21.696
15	32.441	32.239	21.920	27.828	1'54.428	276,2	16:42'16.124
16	32.441	32.009	21.965	27.849	1'54.264	276,2	16:44'10.388
17	32.235	32.173	21.822	27.711	1'53.941	276,9	16:46'04.329

13° 71 T. EDWARDS [1'53.995]

Lap	Seg.1	Seg.2	Seg.3	Seg.4	Lap Time	km/h	Local Time
1		33.243	23.004	28.150		273,4	
2	33.002	32.762	22.431	28.267	1'56.462	274,1	16:08'53.419
3	32.987	32.933	24.819	34.253	2'04.992P	275,5	16:10'58.411
4	3'23.137	33.379	22.716	28.429	4'47.661P	272,7	16:15'46.072
5	33.485	32.891	23.671	28.433	1'58.480C	272,7	16:17'44.552
6	32.925	32.749	35.171	34.833	2'15.678P	267,3	16:20'00.230
7	5'13.125	33.356	22.657	28.161	6'37.299P	272,0	16:26'37.529
8	32.841	32.271	22.308	27.985	1'55.405	274,8	16:28'32.934
9	32.606	32.308	22.385	27.936	1'55.235	275,5	16:30'28.169
10	32.685	32.233	22.242	27.729	1'54.889	275,5	16:32'23.058
11	32.494	33.223	24.799	32.464	2'02.980	256,5	16:34'26.038
12	33.150	33.161	22.764	33.827	2'02.902P	274,8	16:36'28.940
13	2'23.883	34.129	23.134	30.461	3'51.607P	264,7	16:40'20.547
14	32.251	32.109	21.920	27.715	1'53.995	275,5	16:42'14.542
15	32.206	32.439	22.134	27.792	1'54.571	274,1	16:44'09.113
16	32.778	33.472	22.767	28.001	1'57.018	274,1	16:46'06.131

14° 17 J. MCPHEE [1'54.049]

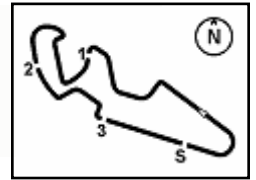
Lap	Seg.1	Seg.2	Seg.3	Seg.4	Lap Time	km/h	Local Time
1		33.039	22.650	28.556		269,3	
2	32.613	32.575	22.391	27.995	1'55.574	276,2	16:08'53.317
3	32.565	32.261	25.124	28.368	1'58.318	272,7	16:10'51.635
4	32.729	32.061	21.948	27.963	1'54.701	273,4	16:12'46.336
5	33.496	33.719	24.485	35.663	2'07.363P	266,7	16:14'53.699
6	8'00.304	35.021	30.828	35.980	9'42.133P	234,3	16:24'35.832

27/09/2024 P = Pits In/Out - C = Lap Time Cancelled

These data/results cannot be reproduced, stored and/or transmitted in whole or in part by any manner of electronic, mechanical, photocopying, recording, broadcasting or otherwise now known or herein after developed without the previous express consent by the copyright owner, except for reproduction in daily press and regular printed publications on sale to the public within 60 days of the event related to those data/results and always provided that copyright symbol appears together as follows below.

© DORNA WSBK ORGANIZATION Srl 2024





Tissot Aragon Round, 27-29 September 2024
Chronological Analysis Tissot Superpole

7	1'16.022	35.473	23.771	35.852	2'51.118P	269,3	16:27'26.950
8	5'55.636	32.383	21.980	28.114	7'18.113P	270,7	16:34'45.063
9	32.612	31.777	21.784	27.876	1'54.049	276,9	16:36'39.112
10	32.435	31.974	21.902	27.780	1'54.091	278,4	16:38'33.203
11	32.367	31.950	21.892	28.246	1'54.455	275,5	16:40'27.658
12	32.612	35.568	21.864	27.958	1'58.002	270,7	16:42'25.660
13	32.400	36.521	22.594	29.648	2'01.163	267,3	16:44'26.823
14	36.082	32.846	22.723	37.581	2'09.232P	260,2	16:46'36.055

15° 54 B. SOFUOGLU (1'54.083)							
Lap	Seg1	Seg2	Seg3	Seg4	Lap Time	km/h	Local Time
1		33.130	22.619	28.316		268,0	
2	33.026	32.402	22.222	28.100	1'55.750	275,5	16:08'51.859
3	33.172	32.239	22.176	27.932	1'55.519	276,9	16:10'47.378
4	33.139	32.134	22.327	34.472	2'02.072P	275,5	16:12'49.450
5	6'24.310	32.796	22.165	28.118	7'47.389P	273,4	16:20'36.839
6	32.639	32.164	21.948	27.824	1'54.575	276,2	16:22'31.414
7	32.660	31.957	21.991	27.759	1'54.367	276,9	16:24'25.781
8	32.614	31.973	21.989	27.748	1'54.324	277,6	16:26'20.105
9	33.114	32.203	22.027	35.218	2'02.562P	258,4	16:28'22.667
10	4'58.463	32.297	22.145	27.938	6'20.843P	273,4	16:34'43.510
11	32.747	31.911	22.020	27.804	1'54.482	278,4	16:36'37.992
12	32.630	31.908	21.847	27.866	1'54.251	277,6	16:38'32.243
13	32.696	31.919	21.887	27.817	1'54.319	279,8	16:40'26.562
14	32.749	31.926	21.897	27.992	1'54.564	274,8	16:42'21.126
15	35.584	37.688	22.405	29.774	2'05.451	267,3	16:44'26.577
16	32.528	31.876	21.977	27.702	1'54.083	278,4	16:46'20.660

16° 66 N. TUULI (1'54.123)							
Lap	Seg1	Seg2	Seg3	Seg4	Lap Time	km/h	Local Time
1		33.853	24.856	31.125		252,9	
2	32.932	33.922	22.484	28.462	1'57.800	268,7	16:09'48.796
3	32.639	32.327	23.327	32.560	2'00.853	197,8	16:11'49.649
4	32.404	32.128	21.762	28.105	1'54.399	270,0	16:13'44.048
5	32.489	34.679	22.079	34.256	2'03.503P	268,7	16:15'47.551
6	2'41.399	32.625	21.829	27.988	4'03.841P	268,7	16:19'51.392
7	32.391	32.021	36.328	28.815	2'09.555	266,0	16:22'00.947
8	32.380	32.095	21.686	28.020	1'54.181	270,7	16:23'55.128
9	33.023	32.494	23.305	30.732	1'59.554	228,3	16:25'54.682
10	32.443	32.237	21.988	36.933	2'03.601P	270,0	16:27'58.283
11	9'33.058	37.806	23.268	28.350	11'02.482P	270,0	16:39'00.765
12	32.433	32.017	21.753	27.920	1'54.123	272,7	16:40'54.888
13	32.535	32.153	29.752	41.879	2'16.319	231,3	16:43'11.207
14	32.507	33.978	21.869	28.005	1'56.359	268,7	16:45'07.566

17° 5 N. ANTONELLI (1'54.131)							
Lap	Seg1	Seg2	Seg3	Seg4	Lap Time	km/h	Local Time
1		34.840	22.677	28.332		270,7	
2	32.702	32.387	21.908	27.960	1'54.957	276,2	16:09'05.443
3	32.938	32.763	22.605	28.215	1'56.521	274,8	16:11'01.964
4	32.413	32.270	22.754	37.354	2'04.791	151,0	16:13'06.755
5	32.407	32.206	21.904	27.881	1'54.398	274,8	16:15'01.153
6	33.945	32.946	22.287	35.185	2'04.363CP	272,0	16:17'05.516
7	6'31.239	35.958	22.304	31.465	8'00.966P	271,4	16:25'06.482
8	32.751	32.235	21.909	27.882	1'54.777	273,4	16:27'01.259
9	32.371	32.131	22.009	27.851	1'54.362	276,9	16:28'55.621
10	32.291	32.079	21.871	27.890	1'54.131	275,5	16:30'49.752
11	33.737	32.771	22.422	34.378	2'03.308P	272,0	16:32'53.060
12	5'43.466	35.992	35.351	42.688	7'37.497P	131,7	16:40'30.557
13	32.563	32.064	21.803	27.916	1'54.346	274,8	16:42'24.903
14	32.465	37.817	23.002	28.980	2'02.264	270,0	16:44'27.167
15	32.806	31.979	21.853	27.674	1'54.312	277,6	16:46'21.479

18° 32 O. BAYLISS (1'54.157)							
Lap	Seg1	Seg2	Seg3	Seg4	Lap Time	km/h	Local Time
1			34.135	22.992	28.650		274,1
2	33.520	33.228	22.616	28.560	1'57.924	270,0	16:08'59.342
3	33.052	32.737	22.150	28.218	1'56.157	273,4	16:10'55.499
4	32.931	32.384	22.316	34.969	2'02.600	204,2	16:12'58.099
5	32.942	33.208	22.223	28.859	1'57.232	257,1	16:14'55.331
6	32.973	32.632	22.246	28.224	1'56.075C	270,7	16:16'51.406
7	34.628	33.709	22.977	35.283	2'06.597CP	272,0	16:18'58.003
8	7'24.202	35.422	23.338	29.361	8'52.323P	267,3	16:27'50.326
9	32.737	32.578	22.113	34.989	2'02.417	142,1	16:29'52.743
10	32.373	32.272	21.877	27.952	1'54.474	273,4	16:31'47.217
11	34.125	32.460	22.035	33.522	2'02.142P	274,1	16:33'49.359
12	3'14.727	32.532	22.111	27.924	4'37.294P	276,9	16:38'26.653
13	32.505	32.104	22.993	37.752	2'05.354	197,8	16:40'32.007
14	32.476	31.886	22.166	28.263	1'54.791	273,4	16:42'26.798
15	32.349	32.014	21.956	27.838	1'54.157	276,9	16:44'20.955
16	32.520	32.221	21.852	27.932	1'54.525	272,0	16:46'15.480

19° 27 K. TOBA (1'54.305)							
Lap	Seg1	Seg2	Seg3	Seg4	Lap Time	km/h	Local Time
1			33.821	23.013	28.651		272,0
2	33.705	33.562	23.311	29.165	1'59.743	258,4	16:09'00.474
3	33.462	32.928	22.481	28.467	1'57.338	272,7	16:10'57.812
4	33.261	32.680	22.534	28.333	1'56.808	274,8	16:12'54.620
5	33.035	32.420	22.243	28.151	1'55.849	273,4	16:14'50.469
6	33.571	34.257	23.936	40.199	2'11.963P	190,8	16:17'02.432
7	7'45.525	32.498	22.104	28.062	9'08.189P	273,4	16:26'10.621
8	32.871	40.711	27.160	28.145	2'08.887	275,5	16:28'19.508
9	32.872	32.350	22.019	28.138	1'55.379	276,2	16:30'14.887
10	33.039	34.468	27.613	30.764	2'05.884	247,1	16:32'20.771
11	32.994	32.440	22.258	34.679	2'02.371P	277,6	16:34'23.142
12	4'28.735	40.680	22.693	38.005	6'10.113P	274,1	16:40'33.255
13	33.152	32.120	21.830	27.903	1'55.005	273,4	16:42'28.260
14	32.506	32.955	22.208	29.036	1'56.705	268,7	16:44'24.965
15	32.487	32.003	21.980	27.835	1'54.305	276,9	16:46'19.270

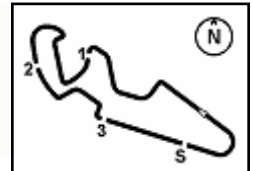
20° 40 S. CORSI (1'54.399)							
Lap	Seg1	Seg2	Seg3	Seg4	Lap Time	km/h	Local Time
1			33.263	22.370	28.903		264,7
2	33.009	32.738	22.563	28.240	1'56.550	270,0	16:09'03.976
3	32.743	32.230	22.100	27.925	1'54.998	277,6	16:10'58.974
4	33.390	35.718	22.595	28.161	1'59.864	272,7	16:12'58.838
5	32.699	32.317	24.279	28.385	1'57.680	269,3	16:14'56.518
6	33.172	32.464	22.325	28.349	1'56.310C	272,0	16:16'52.828
7	34.124	32.964	22.386	35.337	2'04.811CP	272,7	16:18'57.639
8	3'09.922	33.459	22.421	28.397	4'34.199P	268,0	16:23'31.838
9	32.906	32.357	21.949	28.239	1'55.451	270,0	16:25'27.289
10	32.754	32.211	22.034	28.042	1'55.041	271,4	16:27'22.330
11	33.980	32.494	22.523	33.954	2'02.951P	270,0	16:29'25.281
12	4'55.507	33.157	22.461	29.345	6'20.470P	262,8	16:35'45.751
13	33.524	32.470	22.074	28.171	1'56.239	271,4	16:37'41.990
14	32.697	32.145	22.134	28.110	1'55.086	270,7	16:39'37.076
15	33.880	34.409	22.352	30.938	2'01.579	262,8	16:41'38.655
16	32.867	34.003	22.926	29.904	1'59.700	255,9	16:43'38.355
17	32.577	32.092	21.784	27.946	1'54.399	271,4	16:45'32.754

21° 77 M. PONS (1'54.552)							
Lap	Seg1	Seg2	Seg3	Seg4	Lap Time	km/h	Local Time
1			32.966	22.672	28.608		268,7
2	32.565	32.499	22.495	28.174	1'55.733	269,3	16:08'53.675
3	32.849	32.335	23.167	28.454	1'56.805	268,7	16:10'50.480
4	32.979	32.160	21.924	28.341	1'55.404	270,0	16:12'45.884

27/09/2024 P = Pits In/Out - C = Lap Time Cancelled

These data/results cannot be reproduced, stored and/or transmitted in whole or in part by any manner of electronic, mechanical, photocopying, recording, broadcasting or otherwise now known or herein after developed without the previous express consent by the copyright owner, except for reproduction in daily press and regular printed publications on sale to the public within 60 days of the event related to those data/results and always provided that copyright symbol appears together as follows below.

© DORNA WSBK ORGANIZATION Srl 2024



Tissot Aragon Round, 27-29 September 2024
Chronological Analysis Tissot Superpole

5	32.795	32.430	22.337	34.385	2'01.947P	266,7	16:14'47.831
6	7'21.269	33.052	22.216	28.418	8'44.955P	264,1	16:23'32.786
7	32.517	32.188	21.939	28.026	1'54.670	272,0	16:25'27.456
8	32.826	32.374	22.303	27.986	1'55.489	272,0	16:27'22.945
9	32.840	32.697	23.351	34.757	2'03.645P	267,3	16:29'26.590
10	5'46.672	34.472	22.222	28.350	7'11.716P	272,7	16:36'38.306
11	32.626	32.181	22.042	28.140	1'54.989	270,7	16:38'33.295
12	32.473	32.106	21.989	28.076	1'54.644	273,4	16:40'27.939
13	32.640	32.471	22.073	28.201	1'55.385	267,3	16:42'23.324
14	32.944	35.794	22.386	29.717	2'00.841	237,4	16:44'24.165
15	32.477	32.000	22.058	28.017	1'54.552	270,0	16:46'18.717

25°		22 F. FULIGNI [1'54.956]					
Lap	Seg1	Seg2	Seg3	Seg4	Lap Time	km/h	Local Time
1			33.571	22.710	28.414		271,4
2	33.064	32.656	22.461	28.158	1'56.339	278,4	16:09'04.098
3	33.155	32.527	22.513	28.059	1'56.254	275,5	16:11'00.352
4	32.738	34.648	23.307	28.084	1'58.777	277,6	16:12'59.129
5	32.695	32.630	22.294	28.104	1'55.723	271,4	16:14'54.852
6	36.301	32.738	22.035	28.461	1'59.535C	274,8	16:16'54.387
7	32.913	33.002	22.616	28.692	1'57.223C	279,1	16:18'51.610
8	33.101	32.483	22.188	28.148	1'55.920	270,7	16:20'47.530
9	32.618	32.671	22.331	34.199	2'01.819P	270,7	16:22'49.349
10	7'50.249	35.549	23.239	28.556	9'17.593P	270,7	16:32'06.942
11	33.191	32.522	22.097	28.119	1'55.929	272,7	16:34'02.871
12	32.723	32.352	21.945	27.936	1'54.956	275,5	16:35'57.827
13	32.814	32.395	22.118	28.077	1'55.404	274,1	16:37'53.231
14	32.773	32.344	21.888	28.098	1'55.103	274,1	16:39'48.334
15	32.786	32.322	22.011	27.938	1'55.057	274,1	16:41'43.391
16	33.982	33.195	22.371	28.085	1'57.633	268,7	16:43'41.024
17	33.047	32.562	22.038	28.089	1'55.736	272,7	16:45'36.760

22°		50 O. VOSTATEK [1'54.596]					
Lap	Seg1	Seg2	Seg3	Seg4	Lap Time	km/h	Local Time
1		35.682	23.039	28.696		267,3	
2	33.212	32.779	22.182	28.351	1'56.524	270,0	16:09'38.468
3	32.928	32.544	21.926	28.316	1'55.714	271,4	16:11'34.182
4	32.584	32.883	22.312	28.392	1'56.171	270,0	16:13'30.353
5	33.081	32.532	27.642	28.328	2'01.583	271,4	16:15'31.936
6	33.877	33.037	22.428	35.598	2'04.940CP	268,0	16:17'36.876
7	4'58.576	32.528	22.284	28.495	6'21.883P	268,7	16:23'58.759
8	33.058	32.309	21.954	28.238	1'55.559	272,0	16:25'54.318
9	32.650	32.372	22.369	28.120	1'55.511	276,2	16:27'49.829
10	32.794	33.751	21.981	28.775	1'57.301	262,8	16:29'47.130
11	32.591	32.231	21.964	28.126	1'54.912	273,4	16:31'42.042
12	32.892	32.537	23.122	34.935	2'03.486P	271,4	16:33'45.528
13	3'28.483	33.281	22.085	28.187	4'52.036P	274,8	16:38'37.564
14	32.601	32.187	21.727	28.329	1'54.844	275,5	16:40'32.408
15	32.618	32.183	21.795	28.000	1'54.596	276,2	16:42'27.004
16	32.642	32.714	22.420	33.059	2'00.835	191,8	16:44'27.839
17	32.630	32.239	22.113	27.927	1'54.909	278,4	16:46'22.748

26°		68 L. POWER [1'55.043]					
Lap	Seg1	Seg2	Seg3	Seg4	Lap Time	km/h	Local Time
1			34.188	27.328	33.522		196,0
2	33.082	32.548	24.799	29.085	1'59.514	268,0	16:09'50.194
3	32.973	32.388	22.205	28.206	1'55.772	272,0	16:11'45.966
4	32.953	32.282	22.458	30.704	1'58.397	219,1	16:13'44.363
5	32.818	32.440	22.262	38.078	2'05.598P	194,2	16:15'49.961
6	3'19.848	36.138	22.967	28.157	4'47.110P	270,0	16:20'37.071
7	32.872	32.308	22.408	28.044	1'55.632	272,7	16:22'32.703
8	32.945	32.452	22.122	28.050	1'55.569	272,0	16:24'28.272
9	32.797	32.163	21.906	28.177	1'55.043	271,4	16:26'23.315
10	32.798	32.170	22.191	29.699	1'56.858	266,0	16:28'20.173
11	32.970	32.816	22.646	33.868	2'02.300P	271,4	16:30'22.473
12	6'39.166	32.853	22.078	29.114	8'03.211P	238,9	16:38'25.684
13	32.751	32.124	22.111	28.118	1'55.104	274,8	16:40'20.788
14	34.116	34.050	22.612	30.070	2'00.848	215,1	16:42'21.636
15	33.493	35.287	22.275	29.005	2'00.060	260,2	16:44'21.696
16	32.821	32.471	22.053	28.022	1'55.367	270,7	16:46'17.063

23°		3 R. DE ROSA [1'54.835]					
Lap	Seg1	Seg2	Seg3	Seg4	Lap Time	km/h	Local Time
1		33.949	24.087	28.985		268,0	
2	33.767	33.449	22.988	30.786	2'00.990	225,0	16:09'02.381
3	33.097	32.668	22.367	28.420	1'56.552	275,5	16:10'58.933
4	33.969	33.282	26.104	28.715	2'02.070	268,7	16:13'01.003
5	32.977	32.411	22.104	28.414	1'55.906	271,4	16:14'56.909
6	33.053	32.879	22.270	36.176	2'04.378CP	268,0	16:17'01.287
7	4'06.799	35.366	23.996	28.814	5'34.975P	264,1	16:22'36.262
8	32.961	32.541	22.168	28.436	1'56.106	269,3	16:24'32.368
9	32.705	32.376	22.063	28.443	1'55.587	269,3	16:26'27.955
10	37.197	34.537	22.575	35.380	2'09.689P	266,0	16:28'37.644
11	4'46.741	32.533	22.062	30.229	6'11.565P	216,4	16:34'49.209
12	32.624	32.073	21.932	28.206	1'54.835	274,1	16:36'44.044
13	34.851	47.672	27.837	28.480	2'18.840	269,3	16:39'02.884
14	40.312	36.410	23.596	29.134	2'09.452	264,1	16:41'12.336
15	32.782	32.298	21.984	28.559	1'55.623	266,7	16:43'07.959
16	33.055	32.336	21.941	28.592	1'55.924	266,7	16:45'03.883

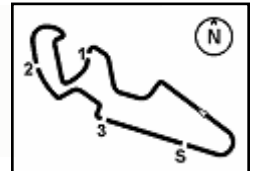
27°		89 K. BIN PAWI [1'55.392]					
Lap	Seg1	Seg2	Seg3	Seg4	Lap Time	km/h	Local Time
1			33.659	23.175	28.580		277,6
2	33.582	33.505	27.971	28.508	2'03.566	274,8	16:09'05.331
3	33.321	32.850	22.459	28.419	1'57.049	279,1	16:11'02.380
4	35.979	35.040	23.261	28.243	2'02.523	276,9	16:13'04.903
5	33.111	32.519	22.065	28.307	1'56.002	271,4	16:15'00.905
6	33.670	32.466	22.140	34.547	2'02.823CP	273,4	16:17'03.728
7	5'39.583	32.875	23.524	31.937	7'07.919P	213,4	16:24'11.647
8	32.877	32.393	22.071	28.297	1'55.638	273,4	16:26'07.285
9	33.141	32.545	22.090	28.114	1'55.890	275,5	16:28'03.175
10	33.130	32.685	24.635	34.535	2'04.985P	274,8	16:30'08.160
11	8'38.777	42.005	26.997	37.691	10'25.470P	156,3	16:40'33.630
12	33.491	32.350	21.927	44.058	2'11.826	273,4	16:42'45.456
13	34.441	32.394	21.771	28.454	1'57.060	270,0	16:44'42.516
14	32.838	32.321	22.096	28.137	1'55.392	274,1	16:46'37.908

24°		74 P. BIESIEKIRSKI [1'54.866]					
Lap	Seg1	Seg2	Seg3	Seg4	Lap Time	km/h	Local Time
1		33.545	22.664	28.224		275,5	
2	33.125	32.545	22.110	27.983	1'55.763	274,8	16:08'51.990
3	33.307	32.463	22.088	28.011	1'55.869	275,5	16:10'47.859
4	32.973	32.326	22.267	28.663	1'56.229	271,4	16:12'44.088
5	32.942	32.315	22.067	28.004	1'55.328	275,5	16:14'39.416
6	32.881	32.441	22.123	34.768	2'02.213P	269,3	16:16'41.629
7	5'43.611	32.612	22.241	28.196	7'06.660P	272,0	16:23'48.289
8	32.833	32.115	22.127	28.107	1'55.182	274,8	16:25'43.471
9	32.889	32.593	21.962	28.275	1'55.719	273,4	16:27'39.190
10	32.782	40.122	23.179	42.793	2'18.876P	178,2	16:29'58.066

27/09/2024 P = Pits In/Out - C = Lap Time Cancelled

These data/results cannot be reproduced, stored and/or transmitted in whole or in part by any manner of electronic, mechanical, photocopying, recording, broadcasting or otherwise now known or herein after developed without the previous express consent by the copyright owner, except for reproduction in daily press and regular printed publications on sale to the public within 60 days of the event related to those data/results and always provided that copyright symbol appears together as follows below.

© DORNA WSBK ORGANIZATION Srl 2024



Tissot Aragon Round, 27-29 September 2024
Chronological Analysis Tissot Superpole

28° 4 S. ODENDAAL [1'55.422]							
Lap	Seg.1	Seg.2	Seg.3	Seg.4	Lap Time	km/h	Local Time
1		33.137	22.658	28.329		269,3	
2	32.894	32.276	22.222	28.030	1'55.422	272,7	16:08'54.968
3	32.582	32.057	29.014	29.823	2'03.476	253,5	16:10'58.444
4	33.134	32.212	22.310	28.339	1'55.995	270,0	16:12'54.439
5	32.924	32.232	22.225	28.221	1'55.602	268,0	16:14'50.041
6							

29° 72 Y. RUIZ [1'55.691]							
Lap	Seg.1	Seg.2	Seg.3	Seg.4	Lap Time	km/h	Local Time
1		33.722	22.831	28.855		262,8	
2	33.612	32.803	22.301	28.455	1'57.171	266,0	16:09'09.242
3	33.203	33.357	23.033	28.831	1'58.424		16:11'07.666
4	34.504	32.859	22.297	28.325	1'57.985	269,3	16:13'05.651
5	33.112	32.601	22.162	28.206	1'56.081	269,3	16:15'01.732
6	34.267	32.982	22.197	35.116	2'04.562CP		16:17'06.294
7	4'46.402	36.756	22.922	28.708	6'14.788P		16:23'21.082
8	33.510	32.714	22.233	28.304	1'56.761		16:25'17.843
9	33.289	32.925	24.329	34.368	2'04.911P	266,7	16:27'22.754
10	6'55.783	34.353	22.887	30.222	8'23.245P	255,3	16:35'45.999
11	33.512	32.534	22.216	28.130	1'56.392	271,4	16:37'42.391
12	32.951	32.439	22.027	28.274	1'55.691	268,7	16:39'38.082
13	33.521	34.271	22.424	29.730	1'59.946	261,5	16:41'38.028
14	33.161	32.771	24.947	29.001	1'59.880	259,6	16:43'37.908
15	33.034	32.557	21.862	28.246	1'55.699	268,7	16:45'33.607

30° 39 K. KEANKUM [1'56.667]							
Lap	Seg.1	Seg.2	Seg.3	Seg.4	Lap Time	km/h	Local Time
1		33.731	22.978	28.909		268,0	
2	34.426	33.358	22.914	28.729	1'59.427	268,0	16:08'59.825
3	33.994	33.480	22.530	28.440	1'58.444	272,0	16:10'58.269
4	33.874	32.986	22.625	28.664	1'58.149	270,0	16:12'56.418
5	33.920	33.292	31.859	29.037	2'08.108	266,0	16:15'04.526
6	33.886	32.982	22.298	28.640	1'57.806C	268,7	16:17'02.332
7	33.650	33.322	22.458	28.782	1'58.212C	266,7	16:19'00.544
8	33.810	33.247	22.543	28.741	1'58.341	263,4	16:20'58.885
9	33.454	33.067	22.479	28.607	1'57.607	266,0	16:22'56.492
10	33.460	32.781	22.418	28.348	1'57.007	268,7	16:24'53.499
11	36.782	43.608	23.834	37.914	2'22.138P	260,2	16:27'15.637
12	7'49.257	34.010	23.372	28.485	9'15.124P	273,4	16:36'30.761
13	34.119	32.978	22.261	28.389	1'57.747	271,4	16:38'28.508
14	33.242	32.861	22.311	28.650	1'57.064	272,0	16:40'25.572
15	34.562	32.869	22.748	28.302	1'58.481	274,1	16:42'24.053
16	33.205	32.825	22.381	28.409	1'56.820	268,7	16:44'20.873
17	33.474	32.965	22.160	28.068	1'56.667	274,1	16:46'17.540

31° 73 J. CRETARD [1'56.784]							
Lap	Seg.1	Seg.2	Seg.3	Seg.4	Lap Time	km/h	Local Time
1		35.142	23.698	34.637		264,1	
2	3'43.725	33.767	22.798	58.056	5'38.346P	267,3	16:13'08.263
3	17'46.703	33.454	22.732	28.582	19'11.471P	265,4	16:32'19.734
4	33.379	32.783	22.145	28.490	1'56.797	268,7	16:34'16.531
5	33.498	32.761	22.189	28.336	1'56.784	270,7	16:36'13.315
6	36.778	33.977	29.302	28.605	2'08.662	268,7	16:38'21.977
7	33.815	33.473	22.506	28.586	1'58.380	270,0	16:40'20.357
8	33.417	32.806	22.293	28.389	1'56.905	270,0	16:42'17.262
9	33.182	32.759	22.361	28.513	1'56.815	268,0	16:44'14.077
10	33.215	33.449	23.124	28.835	1'58.623	266,7	16:46'12.700

32° 16 A. ANUAR [1'57.737]							
Lap	Seg.1	Seg.2	Seg.3	Seg.4	Lap Time	km/h	Local Time

27/09/2024

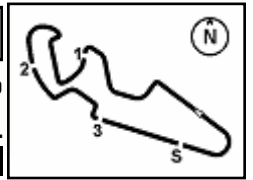
P = Pits In/Out - C = Lap Time Cancelled

These data/results cannot be reproduced, stored and/or transmitted in whole or in part by any manner of electronic, mechanical, photocopying, recording, broadcasting or otherwise now known or herein after developed without the previous express consent by the copyright owner, except for reproduction in daily press and regular printed publications on sale to the public within 60 days of the event related to those data/results and always provided that copyright symbol appears together as follows below.

© DORNA WSBK ORGANIZATION Srl 2024

1		33.926	22.891	28.675	274,1		
2	33.922	33.251	22.633	28.610	1'58.416	270,7	16:09'00.600
3	33.662	33.466	22.525	28.624	1'58.277	274,8	16:10'58.877
4	33.846	33.168	22.477	28.549	1'58.040	272,7	16:12'56.917
5	35.574	39.614	23.969	28.974	2'08.131	269,3	16:15'05.048
6	33.699	33.248	22.321	28.632	1'57.900C	271,4	16:17'02.948
7	33.655	33.092	22.455	28.601	1'57.803C	272,7	16:19'00.751
8	34.514	34.638	23.148	35.862	2'08.162P	259,0	16:21'08.913
9	17'43.065	37.296	23.138	40.436	19'23.935P	209,3	16:40'32.848
10	34.136	33.188	22.254	30.212	1'59.790	270,7	16:42'32.638
11	33.708	33.272	22.407	28.695	1'58.082	272,0	16:44'30.720
12	33.775	32.982	22.359	28.621	1'57.737	272,7	16:46'28.457

33° 47 J. DIAZ [1'58.063]							
Lap	Seg.1	Seg.2	Seg.3	Seg.4	Lap Time	km/h	Local Time
1		35.498	24.518	40.089		206,5	
2	6'26.719	35.736	24.625	37.397	8'04.477P	232,8	16:15'40.313
3	7'31.149	34.572	23.464	31.602	9'00.787P	218,2	16:24'41.100
4	33.508	33.851	22.740	29.482	1'59.581	238,4	16:26'40.681
5	33.642	33.493	22.783	29.097	1'59.015	254,7	16:28'39.696
6	33.764	33.810	23.048	35.560	2'06.182P	239,5	16:30'45.878
7	4'44.665	33.946	22.594	29.060	6'10.265P	252,9	16:36'56.143
8	33.164	33.016	22.712	29.171	1'58.063	255,9	16:38'54.206
9	33.347	33.219	22.827	29.174	1'58.567	251,7	16:40'52.773
10	33.449	32.996	24.096	37.443	2'07.984P	228,3	16:43'00.757



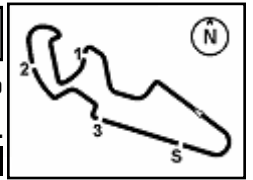
Tissot Aragon Round, 27-29 September 2024
Best Laps & Speeds

No.	Rider	Nat	Best Lap		FP		SP												
			LL	SPD	LL	SPD	LL	SPD											
1	99 A. HUERTAS Ducati Panigale V2	ESP	1'52.932 29 282,0		1'54.368 15 280,5		1'52.932 14 282,0												
2	94 L. MAHIAS Yamaha YZF R6	FRA	1'52.994 29 277,6		1'54.468 16 277,6		1'52.994 13 276,9												
3	9 J. NAVARRO Ducati Panigale V2	ESP	1'53.045 29 280,5		1'53.765 15 278,4		1'53.045 14 280,5												
4	55 Y. MONTELLA Ducati Panigale V2	ITA	1'53.145 25 280,5		1'53.897 9 277,6		1'53.145 16 280,5												
5	28 G. VAN STRAALEN Yamaha YZF R6	NED	1'53.339 31 283,5		1'54.919 14 272,7		1'53.339 17 283,5												
6	23 M. SCHROETTER MV Agusta F3 800 RR	GER	1'53.387 29 276,2		1'54.024 15 275,5		1'53.387 14 276,2												
7	53 V. DEBISE Yamaha YZF R6	FRA	1'53.413 29 279,1		1'54.452 15 279,1		1'53.413 14 277,6												
8	62 S. MANZI Yamaha YZF R6	ITA	1'53.415 29 276,9		1'53.626 16 275,5		1'53.415 13 276,9												
9	61 C. ONCU Kawasaki ZX-6R	TUR	1'53.480 31 278,4		1'53.647 16 278,4		1'53.480 15 277,6												
10	69 T. BOOTH-AMOS Triumph Street Triple RS 765	GBR	1'53.856 29 278,4		1'54.499 14 276,2		1'53.856 15 278,4												
11	64 F. CARICASULO MV Agusta F3 800 RR	ITA	1'53.873 31 282,0		1'54.174 17 282,0		1'53.873 14 279,8												
12	52 B. GOMEZ RUS Kawasaki ZX-6R	ESP	1'53.941 32 279,8		1'54.579 16 276,9		1'53.941 16 279,8												
13	71 T. EDWARDS Ducati Panigale V2	AUS	1'53.995 31 280,5		1'55.160 16 280,5		1'53.995 15 275,5												
14	17 J. MCPHEE Triumph Street Triple RS 765	GBR	1'54.049 27 281,3		1'54.445 14 281,3		1'54.049 13 278,4												
15	54 B. SOFUOGLU MV Agusta F3 800 RR	TUR	1'54.083 31 279,8		1'54.297 16 276,9		1'54.083 15 279,8												
16	66 N. TUULI Ducati Panigale V2	FIN	1'54.123 28 277,6		1'54.912 15 277,6		1'54.123 13 272,7												
17	5 N. ANTONELLI Ducati Panigale V2	ITA	1'54.131 28 277,6		1'54.584 14 274,1		1'54.131 14 277,6												
18	32 O. BAYLISS Ducati Panigale V2	AUS	1'54.157 32 276,9		1'54.636 17 274,8		1'54.157 15 276,9												
19	27 K. TOBA Honda CBR600RR	JPN	1'54.305 22 279,1		1'55.025 8 279,1		1'54.305 14 277,6												
20	40 S. CORSI Ducati Panigale V2	ITA	1'54.342 30 277,6		1'54.342 14 273,4		1'54.399 16 277,6												
21	77 M. PONS Yamaha YZF R6	ESP	1'54.552 29 273,4		1'54.988 15 270,7		1'54.552 14 273,4												
22	50 O. VOSTATEK Triumph Street Triple RS 765	CZE	1'54.596 30 278,4		1'55.222 14 273,4		1'54.596 16 278,4												
23	3 R. DE ROSA QJMOTOR SRK 800 RR	ITA	1'54.835 31 275,5		1'56.262 16 274,1		1'54.835 15 275,5												
24	74 P. BIESIEKIRSKI Ducati Panigale V2	POL	1'54.866 29 276,2		1'55.535 16 276,2		1'54.866 13 275,5												
25	22 F. FULIGNI Ducati Panigale V2	ITA	1'54.956 32 279,1		1'55.787 16 276,2		1'54.956 16 279,1												

27/09/2024

These data/results cannot be reproduced, stored and/or transmitted in whole or in part by any manner of electronic, mechanical, photocopying, recording, broadcasting or otherwise now known or herein after developed without the previous express consent by the copyright owner, except for reproduction in daily press and regular printed publications on sale to the public within 60 days of the event related to those data/results and always provided that copyright symbol appears together as follows below.

© DORNA WSBK ORGANIZATION Srl 2024



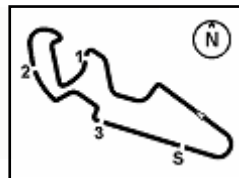
Tissot Aragon Round, 27-29 September 2024
Best Laps & Speeds

No.	Rider Bike	Nat	Best Lap		FP		SP										
			LL	SPD	LL	SPD	LL	SPD									
26	68 L. POWER MV Agusta F3 800 RR	AUS	1'55.043 30 274,8		1'56.307 15 270,7		1'55.043 15 274,8										
27	4 S. ODEENDAAL Triumph Street Triple RS 765	RSA	1'55.044 18 279,1		1'55.044 14 279,1		1'55.422 4 272,7										
28	89 K. BIN PAWI Honda CBR600RR	MAS	1'55.392 28 279,1		1'56.492 15 277,6		1'55.392 13 279,1										
29	72 Y. RUIZ Yamaha YZF R6	ESP	1'55.691 29 275,5		1'56.309 15 275,5		1'55.691 14 271,4										
30	47 J. DIAZ Triumph Street Triple RS 765	ESP	1'56.386 16 270,0		1'56.386 7 270,0		1'58.063 9 255,9										
31	39 K. KEANKUM Yamaha YZF R6	THA	1'56.667 29 274,1		1'57.949 13 274,1		1'56.667 16 274,1										
32	73 J. CRETARO Triumph Street Triple RS 765	ITA	1'56.784 21 272,7		1'57.147 12 272,7		1'56.784 9 270,7										
33	51 A. SARMOON Yamaha YZF R6	THA	1'56.860 2 270,7		1'56.860 2 270,7												
34	16 A. ANUAR Honda CBR600RR	MAS	1'57.737 25 274,8		1'58.381 14 274,1		1'57.737 11 274,8										

27/09/2024

These data/results cannot be reproduced, stored and/or transmitted in whole or in part by any manner of electronic, mechanical, photocopying, recording, broadcasting or otherwise now known or herein after developed without the previous express consent by the copyright owner, except for reproduction in daily press and regular printed publications on sale to the public within 60 days of the event related to those data/results and always provided that copyright symbol appears together as follows below.

© DORNA WSBK ORGANIZATION Srl 2024



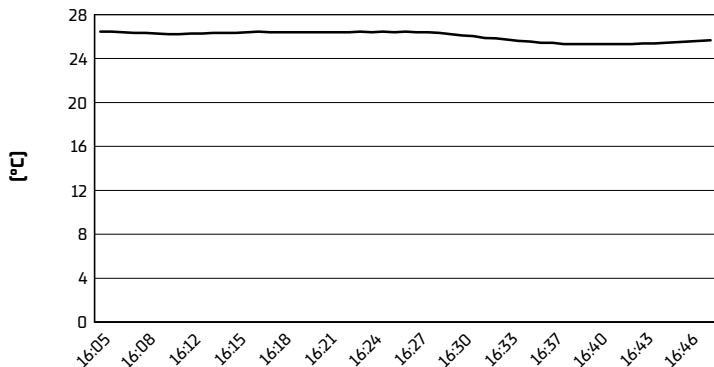
MotorLand Aragon 5.077 m

Tissot Aragon Round, 27-29 September 2024

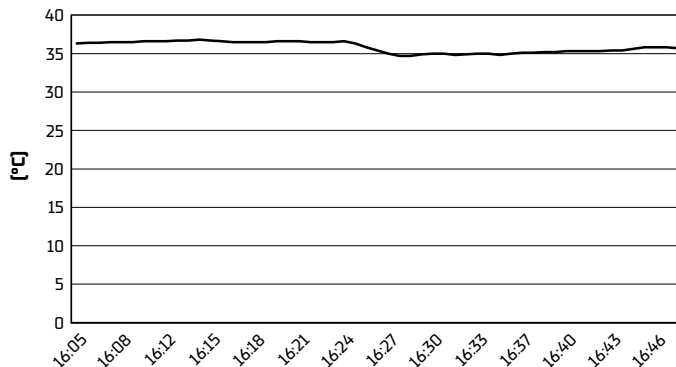
Weather Report Tissot Superpole

Session started 16:05 - Session ended 16:48

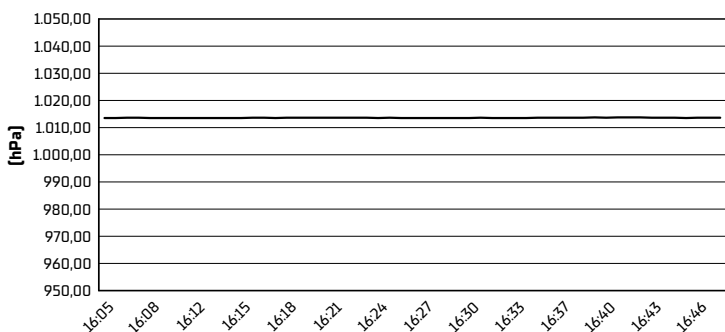
Air Temperature



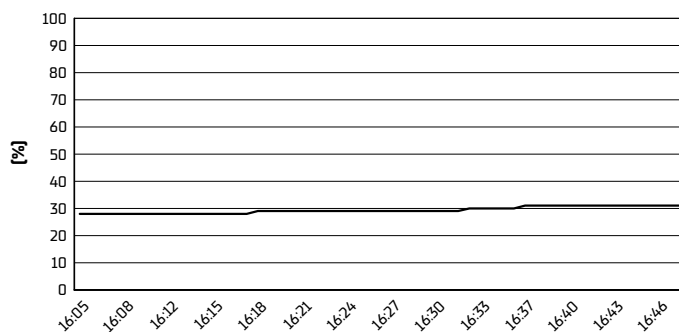
Track Temperature



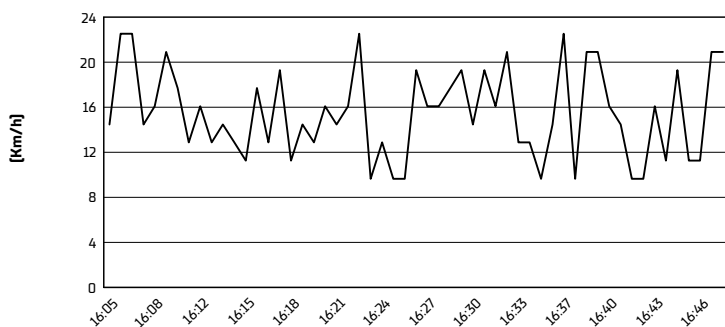
Air Pressure



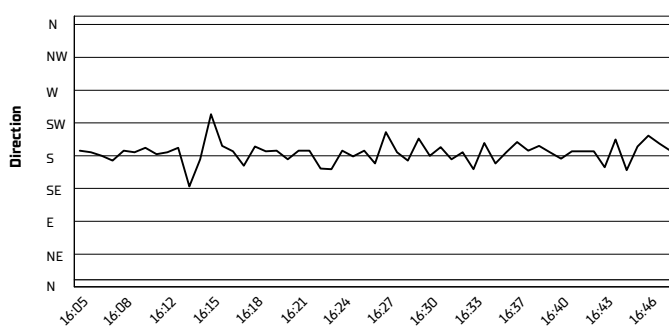
Humidity



Wind Speed



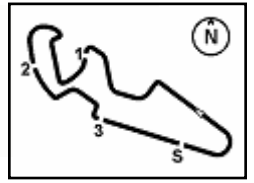
Wind Direction



27/09/2024

These data/results cannot be reproduced, stored and/or transmitted in whole or in part by any manner of electronic, mechanical, photocopying, recording, broadcasting or otherwise now known or herein after developed without the previous express consent by the copyright owner, except for reproduction in daily press and regular printed publications on sale to the public within 60 days of the event related to those data/results and always provided that copyright symbol appears together as follows below.

© DORNA WSBK ORGANIZATION Srl 2024



Tissot Aragon Round, 27-29 September 2024
Tissot Superpole Winners

MotorLand Aragon 5.077 m

	2021	2022	2023	2024
01 Phillip Island		Caricasulo (Ita) Duc 1'37.161 (164,7 Km/h)	Manzi (Ita) Yam 1'32.814 (172,4 Km/h)	Huertas (Esp) Duc 1'31.407 (175,1 Km/h)
02 Barcelona	Gonzalez (Esp) Yam 1'44.593 (159,3 Km/h)	Aegerter (Sui) Yam 1'43.983 (160,2 Km/h)	Bulega (Ita) Duc 1'44.243 (159,8 Km/h)	Huertas (Esp) Duc 1'44.197 (159,9 Km/h)
03 Assen	Aegerter (Sui) Yam 1'37.222 (168,2 Km/h)	Aegerter (Sui) Yam 1'36.906 (168,7 Km/h)	Bulega (Ita) Duc 1'36.900 (168,7 Km/h)	Manzi (Ita) Yam 1'45.203 (155,4 Km/h)
04 Misano	Aegerter (Sui) Yam 1'37.726 (149,6 Km/h)	Aegerter (Sui) Yam 1'37.173 (150,4 Km/h)	Bulega (Ita) Duc 1'36.495 (151,5 Km/h)	Montella (Ita) Duc 1'36.876 (150,9 Km/h)
05 Donington		Aegerter (Sui) Yam 1'29.961 (160,9 Km/h)	Bulega (Ita) Duc 1'29.323 (162,0 Km/h)	Huertas (Esp) Duc 1'28.322 (163,9 Km/h)
06 Most	Gonzalez (Esp) Yam 1'35.213 (159,3 Km/h)	Baldassarri (Ita) Yam 1'34.952 (159,7 Km/h)	Bulega (Ita) Duc 1'34.479 (160,5 Km/h)	Montella (Ita) Duc 1'34.126 (161,1 Km/h)
07 Portimao	Cluzel (Fra) Yam 1'43.908 (159,1 Km/h)	Aegerter (Sui) Yam 1'43.065 (160,4 Km/h)	Bulega (Ita) Duc 1'42.769 (160,9 Km/h)	Huertas (Esp) Duc 1'43.352 (160,0 Km/h)
08 Magny-Cours	Bernardi (Smr) Yam 1'40.330 (158,3 Km/h)	Caricasulo (Ita) Duc 1'40.565 (157,9 Km/h)	Bulega (Ita) Duc 1'40.074 (158,7 Km/h)	Huertas (Esp) Duc 1'39.705 (159,3 Km/h)
09 Cremona				Huertas (Esp) Duc 1'31.478 (149,2 Km/h)
10 Aragon	Cluzel (Fra) Yam 1'52.937 (161,8 Km/h)	Baldassarri (Ita) Yam 1'52.706 (162,2 Km/h)	Bulega (Ita) Duc 1'52.306 (162,7 Km/h)	Huertas (Esp) Duc 1'52.932 (161,8 Km/h)
11 Estoril	Caricasulo (Ita) Yam 1'39.973 (150,6 Km/h)	Aegerter (Sui) Yam 1'39.046 (152,0 Km/h)		
12 Jerez	Oetti (Ger) Kaw 1'41.798 (156,4 Km/h)		Bulega (Ita) Duc 1'41.823 (156,4 Km/h)	

2024

- 7 A. Huertas
- 2 Y. Montella
- 1 S. Manzi

ALL TIMES

- | | | | |
|-------------------|-------------------|-----------------------|--------------|
| 34 K. Sofuoglu | 5 C. Vermeulen | 2 J. Teuchert | 1 J. Whitham |
| 24 J. Cluzel | 4 R. Krummenacher | 2 N. Tuuli | |
| 22 S. Charpentier | 4 R. Xaus | 2 M. van der Mark | |
| 17 B. Parkes | 3 S. Cortese | 1 L. Bernardi | |
| 15 K. Muggeridge | 3 K. Curtain | 1 K. Coghlan | |
| 14 F. Foret | 3 J. Lascorz | 1 C. Davies | |
| 14 S. Lowes | 3 I. MacPherson | 1 M. Fabrizio | |
| 12 F. Caricasulo | 3 A. Pitt | 1 T. Gradinger | |
| 11 D. Aegerter | 3 D. Salom | 1 C. Jones | |
| 10 N. Bulega | 2 L. Baldassarri | 1 C. Kellner | |
| 10 C. Crutchlow | 2 P. Bontempi | 1 F. Marino | |
| 8 L. Mahias | 2 M. Gonzalez | 1 M. Meregalli | |
| 7 A. Huertas | 2 V. Guareschi | 1 S. Morais | |
| 7 A. Locatelli | 2 M. Lagrive | 1 P. Oetti | |
| 6 S. Chambon | 2 S. Manzi | 1 C. Perolari | |
| 6 E. Laverty | 2 Y. Montella | 1 P. Riba | |
| 5 P. Casoli | 2 M. Pirro | 1 S. Sanna | |
| 5 K. Fujiwara | 2 L. Scassa | 1 L. Stapleford | |
| 5 P. Jacobsen | 2 K. Smith | 1 J. Van Den Goorberg | |

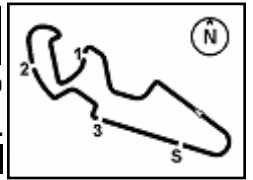
27/09/2024

These data/results cannot be reproduced, stored and/or transmitted in whole or in part by any manner of electronic, mechanical, photocopying, recording, broadcasting or otherwise now known or herein after developed without the previous express consent by the copyright owner, except for reproduction in daily press and regular printed publications on sale to the public within 60 days of the event related to those data/results and always provided that copyright symbol appears together as follows below.

© DORNA WSBK ORGANIZATION Srl 2024

FICR PERUGIA TIMING





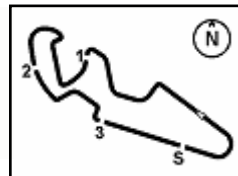
Tissot Aragon Round, 27-29 September 2024
Tissot Superpole Award

Points	Points From First	Points From Previous	February 25	March 24	April 21	June 16	July 14	July 21	August 11	September 8	September 22	September 29	October 13	October 20				
			PHILLIP ISLAND	BARCELONA	ASSEN	MISANO	DONINGTON PARK	MOST	PORTIMAO	MAGNY-COURS	CREMONA CIRCUIT	ARAGON	ESTORIL	JEREZ				
1	HUERTAS Adrian (ESP)	109	12	12	7	9	12	9	12	12	12	12						
2	MONTELLA Yari (ITA)	74	35	9	4		12	9	12	9	6	7	6					
3	MANZI Stefano (ITA)	69	40	5	6	7	12	7	7	7	5	9	2					
4	MAHIAS Lucas (FRA)	39	70	30	4	6			5		9	3	9					
5	DEBISE Valentin (FRA)	35	74	4	5	3		6	6	6	2	3	1	3				
6	SCHROETTER Marcel (GER)	30	79	5	7	5	6			2	1	1	4	4				
7	NAVARRO Jorge (ESP)	29	80	1	1	1		1	4	3	5	7	7					
8	CARICASULO Federico (ITA)	26	83	3	2			3		5	6	4	6					
9	ONCU Can (TUR)	20	89	6		9		4			4		2	1				
10	VAN STRAALEN Glenn (NED)	14	95	6								5						
11	TUULI Niki (FIN)	12	97	2			5	5	2									
12	SOFUOGLU Bahattin (TUR)	11	98	1	3		3		1	4								
13	BOOTH-AMOS Thomas (GBR)	7	102	4			2		3			2						
14	MCPHEE John (GBR)	5	104	2									5					
15	BALDASSARRI Lorenzo (ITA)	4	105	1			4											
16	BAYLISS Oliver (AUS)	2	107	2				2										
17	ANTONELLI Niccolo (ITA)	2	107	0			2											
18	EDWARDS Tom (AUS)	1	108	1					1									
19	SMITS Twan (NED)	1	108	0			1											

27/09/2024 Odd points columns: Tissot Superpole Even points columns: Tissot Superpole Race

These data/results cannot be reproduced, stored and/or transmitted in whole or in part by any manner of electronic, mechanical, photocopying, recording, broadcasting or otherwise now known or herein after developed without the previous express consent by the copyright owner, except for reproduction in daily press and regular printed publications on sale to the public within 60 days of the event related to those data/results and always provided that copyright symbol appears together as follows below.

© DORNA WSBK ORGANIZATION Srl 2024



MotorLand Aragon 5.077 m

Tissot Aragon Round, 27-29 September 2024

Provisional Starting Grid - Race 1 (15 Laps x 5,077 km = 76,155 km)

3	9 NAVARRO J. Ducati 1'53.045	2	94 MAHIAS L. Yamaha 1'52.994	1	99 HUERTAS A. Ducati 1'52.932	1
6	23 SCHROETTER M. MV Agusta 1'53.387	5	28 VAN STRAALLEN G. Yamaha 1'53.339	4	55 MONTELLA Y. Ducati 1'53.145	2
9	61 ONCU C. Kawasaki 1'53.480	8	62 MANZI S. Yamaha 1'53.415	7	53 DEBISE V. Yamaha 1'53.413	3
12	52 GOMEZ RUS B. Kawasaki 1'53.941	11	64 CARICASULO F. MV Agusta 1'53.873	10	69 BOOTH-AMOS T. Triumph 1'53.856	4
15	54 SOFUOGLU B. MV Agusta 1'54.083	14	17 MCPHEE J. Triumph 1'54.049	13	71 EDWARDS T. Ducati 1'53.995	5
18	32 BAYLISS O. Ducati 1'54.157	17	5 ANTONELLI N. Ducati 1'54.131	16	66 TUULI N. Ducati 1'54.123	6
21	77 PONS M. Yamaha 1'54.552	20	40 CORSI S. Ducati 1'54.399	19	27 TOBA K. Honda 1'54.305	7
24	74 BIESIEKIRSKI P. Ducati 1'54.866	23	3 DE ROSA R. QJMOTOR 1'54.835	22	50 VOSTATEK O. Triumph 1'54.596	8
27	89 BIN PAWI K. Honda 1'55.392	26	68 POWER L. MV Agusta 1'55.043	25	22 FULIGNI F. Ducati 1'54.956	9
30	39 KEANKUM K. Yamaha 1'56.667	29	72 RUIZ Y. Yamaha 1'55.691	28	4 ODENDAAL S. Triumph 1'55.422	10
33	47 DIAZ J. Triumph	32	16 ANUAR A. Honda 1'57.737	31	73 CRETARO J. Triumph 1'56.784	11

N47 [Diaz J.] has been penalized with Long Lap Penalty - Technical Infringements

27/09/2024 The Race Director

These data/results cannot be reproduced, stored and/or transmitted in whole or in part by any manner of electronic, mechanical, photocopying, recording, broadcasting or otherwise now known or herein after developed without the previous express consent by the copyright owner, except for reproduction in daily press and regular printed publications on sale to the public within 60 days of the event related to those data/results and always provided that copyright symbol appears together as follows below. © DORNA WSBK ORGANIZATION Srl 2024