

Tissot Aragon Round, 27-29 September 2024
Results Warm Up 1

MotorLand Aragon 5.077 m

1 / 2

No.	Rider	Nat	Team	Bike	Class	Time	Gap	Rel.	Laps	Speed	
										Avg	Max
1	62 S. MANZI	ITA	Pata Yamaha Ten Kate Racing	Yamaha YZF R6		1'52.876			4	161,923	277,6
2	94 L. MAHIAS	FRA	GMT94 Yamaha	Yamaha YZF R6		1'53.103	0.227	0.227	4	161,598	273,4
3	99 A. HUERTAS	ESP	Aruba.it Racing WorldSSP Team	Ducati Panigale V2		1'53.141	0.265	0.038	5	161,544	284,2
4	55 Y. MONTELLA	ITA	Barni Spark Racing Team	Ducati Panigale V2		1'53.274	0.398	0.133	5	161,354	281,3
5	61 C. ONCU	TUR	Kawasaki Puccetti Racing	Kawasaki ZX-6R		1'53.389	0.513	0.115	5	161,190	279,8
6	69 T. BOOTH-AMOS	GBR	PTR Triumph	Triumph Street Triple RS 765		1'53.458	0.582	0.069	5	161,092	282,7
7	66 N. TUULI	FIN	EAB Racing Team	Ducati Panigale V2		1'53.592	0.716	0.134	5	160,902	277,6
8	53 V. DEBISE	FRA	Evan Bros. WorldSSP Yamaha Team	Yamaha YZF R6		1'53.749	0.873	0.157	5	160,680	281,3
9	64 F. CARICASULO	ITA	Motozoo ME AIR Racing	MV Agusta F3 800 RR		1'53.846	0.970	0.097	5	160,543	283,5
10	28 G. VAN STRAALLEN	NED	Pata Yamaha Ten Kate Racing	Yamaha YZF R6		1'53.930	1.054	0.084	4	160,425	274,8
11	9 J. NAVARRO	ESP	Orelac Racing Verdnavatura	Ducati Panigale V2		1'53.933	1.057	0.003	5	160,421	283,5
12	5 N. ANTONELLI	ITA	Ecosantagata Althea Racing Team	Ducati Panigale V2		1'53.969	1.093	0.036	5	160,370	282,0
13	23 M. SCHROETTER	GER	MV Agusta Reparto Corse	MV Agusta F3 800 RR		1'54.045	1.169	0.076	5	160,263	279,1
14	32 O. BAYLISS	AUS	D34G Racing WorldSSP Team	Ducati Panigale V2		1'54.131	1.255	0.086	5	160,142	276,9
15	40 S. CORSI	ITA	Renzi Corse	Ducati Panigale V2	*	1'54.257	1.381	0.126	5	159,966	280,5
16	52 B. GOMEZ RUS	ESP	VIAMO Racing by MTM	Kawasaki ZX-6R		1'54.481	1.605	0.224	5	159,653	281,3
17	74 P. BIESIEKIRSKI	POL	Ecosantagata Althea Racing Team	Ducati Panigale V2		1'54.563	1.687	0.082	5	159,538	279,1
18	72 Y. RUIZ	ESP	VFT Racing Yamaha	Yamaha YZF R6		1'54.617	1.741	0.054	5	159,463	276,9
19	54 B. SOFUOGLU	TUR	MV Agusta Reparto Corse	MV Agusta F3 800 RR		1'54.633	1.757	0.016	5	159,441	275,5
20	17 J. MCPHEE	GBR	WRP by SKM-Triumph	Triumph Street Triple RS 765		1'54.636	1.760	0.003	5	159,437	281,3
21	4 S. ODENDAAL	RSA	WRP by SKM-Triumph	Triumph Street Triple RS 765		1'54.762	1.886	0.126	4	159,262	272,0
22	71 T. EDWARDS	AUS	D34G Racing WorldSSP Team	Ducati Panigale V2	*	1'54.763	1.887	0.001	5	159,260	280,5
23	22 F. FULIGNI	ITA	Orelac Racing Verdnavatura	Ducati Panigale V2	*	1'54.764	1.888	0.001	5	159,259	281,3
24	89 K. BIN PAWI	MAS	PETRONAS MIE Racing Honda	Honda CBR600RR		1'54.794	1.918	0.030	5	159,217	279,1
25	27 K. TOBA	JPN	PETRONAS MIE Racing Honda	Honda CBR600RR		1'54.979	2.103	0.185	5	158,961	280,5
26	50 O. VOSTATEK	CZE	PTR Triumph	Triumph Street Triple RS 765		1'54.993	2.117	0.014	4	158,942	276,2
27	77 M. PONS	ESP	Team Prodina AltoGo	Yamaha YZF R6	*	1'55.089	2.213	0.096	5	158,809	275,5
28	3 R. DE ROSA	ITA	QJMOTOR Factory Racing	QJMOTOR SRK 800 RR	*	1'55.145	2.269	0.056	5	158,732	278,4
29	68 L. POWER	AUS	Motozoo ME AIR Racing	MV Agusta F3 800 RR	*	1'55.718	2.842	0.573	2	157,946	270,0
30	16 A. ANUAR	MAS	PETRONAS MIE Racing Honda	Honda CBR600RR		1'56.096	3.220	0.378	5	157,432	274,8
31	73 J. CRETARD	ITA	PS Racing Team	Triumph Street Triple RS 765		1'56.181	3.305	0.085	5	157,317	274,1
32	39 K. KEANKUM	THA	Yamaha Thailand Racing Team	Yamaha YZF R6		1'56.714	3.838	0.533	5	156,598	274,8
Out 105% in this Session											
33	47 J. DIAZ	ESP	PS Racing Team	Triumph Street Triple RS 765					2		250,6

Qualifying Lap Time [105% of 1'52.876]: **1'58.520**

* WorldSSP Challenge

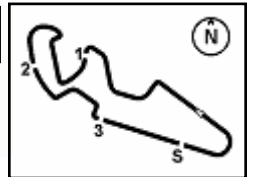
AIR	Humidity:	55%	Temp:	16°C
TRACK	Condition:	Dry	Temp:	18°C

Records	Pole	[SP]	2023 N.Bulega	1'52.306	162,740	Km/h
	Race	[RC2]	2023 N.Bulega	1'53.191	161,470	Km/h
	All Times	[SP]	2023 N.Bulega	1'52.306	162,740	Km/h

Start 28/09/2024 10:00 End 10:12 The results are provisional until the end of the time limit for protests and appeals and the completion of the technical checks.

These data/results cannot be reproduced, stored and/or transmitted in whole or in part by any manner of electronic, mechanical, photocopying, recording, broadcasting or otherwise now known or herein after developed without the previous express consent by the copyright owner, except for reproduction in daily press and regular printed publications on sale to the public within 60 days of the event related to those data/results and always provided that copyright symbol appears together as follows below.

© DORNA WSBK ORGANIZATION Srl 2024



Tissot Aragon Round, 27-29 September 2024
Results Warm Up 1

Session Highlights

Local Time	No. Rider	Description
10.00.00		Start of Session
10.12.56		End of Session

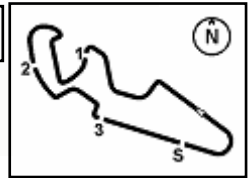
Fastest Laps Sequence

No.	Rider	Nat	Team	Bike	Local Time	Time	Gap	Avg
61	C. ONCU	TUR	Kawasaki Puccetti Racing	Kawasaki ZX-6R	10:03'47.363	1'54.230		160,004
62	S. MANZI	ITA	Pata Yamaha Ten Kate Racing	Yamaha YZF R6	10:04'49.976	1'53.570	-0.660	160,933
55	Y. MONTELLA	ITA	Barni Spark Racing Team	Ducati Panigale V2	10:05'40.677	1'53.274	-0.296	161,354
62	S. MANZI	ITA	Pata Yamaha Ten Kate Racing	Yamaha YZF R6	10:06'43.192	1'53.216	-0.058	161,437
62	S. MANZI	ITA	Pata Yamaha Ten Kate Racing	Yamaha YZF R6	10:08'36.068	1'52.876	-0.340	161,923

Start End The results are provisional until the end of the time limit for protests and appeals
28/09/2024 10:00 10:12 and the completion of the technical checks.

These data/results cannot be reproduced, stored and/or transmitted in whole or in part by any manner of electronic, mechanical, photocopying, recording, broadcasting or otherwise now known or herein after developed without the previous express consent by the copyright owner, except for reproduction in daily press and regular printed publications on sale to the public within 60 days of the event related to those data/results and always provided that copyright symbol appears together as follows below.

© DORNA WSBK ORGANIZATION Srl 2024



Tissot Aragon Round, 27-29 September 2024
Best Sectors & Speed Warm Up 1

MotorLand Aragon 5.077 m

BEST LAP		
1	62 S. MANZI	Yamaha YZF R6 1'52.876
2	94 L. MAHIAS	Yamaha YZF R6 1'53.103
3	99 A. HUERTAS	Ducati Panigale V2 1'53.141
4	55 Y. MONTELLA	Ducati Panigale V2 1'53.274
5	61 C. ONCU	Kawasaki ZX-6R 1'53.389
6	69 T. BOOTH-AMOS	Triumph Street Triple RS 765 1'53.458
7	66 N. TUULI	Ducati Panigale V2 1'53.592
8	53 V. DEBISE	Yamaha YZF R6 1'53.749
9	64 F. CARICASULO	MV Agusta F3 800 RR 1'53.846
10	28 G. VAN STRAALLEN	Yamaha YZF R6 1'53.930
11	9 J. NAVARRO	Ducati Panigale V2 1'53.933
12	5 N. ANTONELLI	Ducati Panigale V2 1'53.969
13	23 M. SCHROETTER	MV Agusta F3 800 RR 1'54.045
14	32 D. BAYLISS	Ducati Panigale V2 1'54.131
15	40 S. CORSI	Ducati Panigale V2 1'54.257
16	52 B. GOMEZ RUS	Kawasaki ZX-6R 1'54.481
17	74 P. BIESIEKIRSKI	Ducati Panigale V2 1'54.563
18	72 Y. RUIZ	Yamaha YZF R6 1'54.617
19	54 B. SOFUOGLU	MV Agusta F3 800 RR 1'54.633
20	17 J. MCPHEE	Triumph Street Triple RS 765 1'54.636
21	4 S. ODENDAAL	Triumph Street Triple RS 765 1'54.762
22	71 T. EDWARDS	Ducati Panigale V2 1'54.763
23	22 F. FULIGNI	Ducati Panigale V2 1'54.764
24	89 K. BIN PAWI	Honda CBR600RR 1'54.794
25	27 K. TOBA	Honda CBR600RR 1'54.979
26	50 D. VOSTATEK	Triumph Street Triple RS 765 1'54.993
27	77 M. PONS	Yamaha YZF R6 1'55.089
28	3 R. DE ROSA	QJMOTOR SRK 800 RR 1'55.145
29	68 L. POWER	MV Agusta F3 800 RR 1'55.718
30	16 A. ANUAR	Honda CBR600RR 1'56.096
31	73 J. CRETARO	Triumph Street Triple RS 765 1'56.181
32	39 K. KEANKUM	Yamaha YZF R6 1'56.714
33	47 J. DIAZ	Triumph Street Triple RS 765

SPEED		
1	99 A. HUERTAS	Ducati Panigale V2 284,2
2	64 F. CARICASULO	MV Agusta F3 800 RR 283,5
3	9 J. NAVARRO	Ducati Panigale V2 283,5
4	69 T. BOOTH-AMOS	Triumph Street Triple RS 765 282,7
5	5 N. ANTONELLI	Ducati Panigale V2 282,0
6	53 V. DEBISE	Yamaha YZF R6 281,3
7	52 B. GOMEZ RUS	Kawasaki ZX-6R 281,3
8	55 Y. MONTELLA	Ducati Panigale V2 281,3
9	17 J. MCPHEE	Triumph Street Triple RS 765 281,3
10	22 F. FULIGNI	Ducati Panigale V2 281,3
11	71 T. EDWARDS	Ducati Panigale V2 280,5
12	40 S. CORSI	Ducati Panigale V2 280,5
13	27 K. TOBA	Honda CBR600RR 280,5
14	61 C. ONCU	Kawasaki ZX-6R 279,8
15	23 M. SCHROETTER	MV Agusta F3 800 RR 279,1
16	89 K. BIN PAWI	Honda CBR600RR 279,1
17	74 P. BIESIEKIRSKI	Ducati Panigale V2 279,1
18	3 R. DE ROSA	QJMOTOR SRK 800 RR 278,4
19	62 S. MANZI	Yamaha YZF R6 277,6
20	66 N. TUULI	Ducati Panigale V2 277,6
21	32 D. BAYLISS	Ducati Panigale V2 276,9
22	72 Y. RUIZ	Yamaha YZF R6 276,9
23	50 D. VOSTATEK	Triumph Street Triple RS 765 276,2
24	77 M. PONS	Yamaha YZF R6 275,5
25	54 B. SOFUOGLU	MV Agusta F3 800 RR 275,5
26	39 K. KEANKUM	Yamaha YZF R6 274,8
27	28 G. VAN STRAALLEN	Yamaha YZF R6 274,8
28	16 A. ANUAR	Honda CBR600RR 274,8
29	73 J. CRETARO	Triumph Street Triple RS 765 274,1
30	94 L. MAHIAS	Yamaha YZF R6 273,4
31	4 S. ODENDAAL	Triumph Street Triple RS 765 272,0
32	68 L. POWER	MV Agusta F3 800 RR 270,0
33	47 J. DIAZ	Triumph Street Triple RS 765 250,6

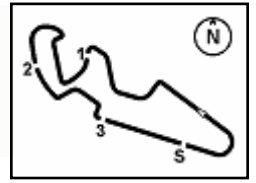
SEG. 1		SEG. 2		SEG. 3		SEG. 4	
1	55 Y. MONTELLA 31.976	1	69 T. BOOTH-AMOS 31.625	1	62 S. MANZI 21.443	1	99 A. HUERTAS 27.324
2	62 S. MANZI 31.990	2	99 A. HUERTAS 31.714	2	94 L. MAHIAS 21.467	2	69 T. BOOTH-AMOS 27.453
3	99 A. HUERTAS 32.083	3	62 S. MANZI 31.750	3	55 Y. MONTELLA 21.667	3	64 F. CARICASULO 27.497
4	61 C. ONCU 32.122	4	94 L. MAHIAS 31.784	4	61 C. ONCU 21.693	4	53 V. DEBISE 27.520
5	94 L. MAHIAS 32.130	5	64 F. CARICASULO 31.799	5	9 J. NAVARRO 21.693	5	61 C. ONCU 27.575
6	5 N. ANTONELLI 32.220	6	4 S. ODENDAAL 31.851	6	99 A. HUERTAS 21.696	6	5 N. ANTONELLI 27.580
7	28 G. VAN STRAALLEN 32.224	7	53 V. DEBISE 31.861	7	66 N. TUULI 21.705	7	9 J. NAVARRO 27.594
8	66 N. TUULI 32.226	8	61 C. ONCU 31.905	8	28 G. VAN STRAALLEN 21.721	8	23 M. SCHROETTER 27.606
9	9 J. NAVARRO 32.338	9	32 D. BAYLISS 31.909	9	53 V. DEBISE 21.790	9	71 T. EDWARDS 27.607
10	69 T. BOOTH-AMOS 32.413	10	23 M. SCHROETTER 31.911	10	89 K. BIN PAWI 21.843	10	66 N. TUULI 27.632
11	32 D. BAYLISS 32.417	11	55 Y. MONTELLA 31.918	11	5 N. ANTONELLI 21.876	11	32 D. BAYLISS 27.634
12	23 M. SCHROETTER 32.460	12	17 J. MCPHEE 31.930	12	17 J. MCPHEE 21.878	12	40 S. CORSI 27.642
13	53 V. DEBISE 32.466	13	28 G. VAN STRAALLEN 31.957	13	50 D. VOSTATEK 21.908	13	55 Y. MONTELLA 27.660
14	74 P. BIESIEKIRSKI 32.469	14	72 Y. RUIZ 31.983	14	64 F. CARICASULO 21.931	14	22 F. FULIGNI 27.665
15	71 T. EDWARDS 32.480	15	5 N. ANTONELLI 31.983	15	23 M. SCHROETTER 21.950	15	62 S. MANZI 27.668
16	64 F. CARICASULO 32.484	16	40 S. CORSI 32.011	16	74 P. BIESIEKIRSKI 21.961	16	94 L. MAHIAS 27.699
17	17 J. MCPHEE 32.493	17	66 N. TUULI 32.029	17	69 T. BOOTH-AMOS 21.967	17	52 B. GOMEZ RUS 27.701
18	52 B. GOMEZ RUS 32.550	18	9 J. NAVARRO 32.062	18	40 S. CORSI 21.968	18	74 P. BIESIEKIRSKI 27.715
19	54 B. SOFUOGLU 32.555	19	54 B. SOFUOGLU 32.067	19	52 B. GOMEZ RUS 22.032	19	27 K. TOBA 27.736
20	77 M. PONS 32.603	20	52 B. GOMEZ RUS 32.120	20	77 M. PONS 22.035	20	54 B. SOFUOGLU 27.757
21	50 D. VOSTATEK 32.608	21	89 K. BIN PAWI 32.135	21	32 D. BAYLISS 22.044	21	72 Y. RUIZ 27.773
22	40 S. CORSI 32.613	22	74 P. BIESIEKIRSKI 32.151	22	22 F. FULIGNI 22.054	22	17 J. MCPHEE 27.789
23	27 K. TOBA 32.631	23	3 R. DE ROSA 32.198	23	3 R. DE ROSA 22.067	23	28 G. VAN STRAALLEN 27.842
24	22 F. FULIGNI 32.691	24	71 T. EDWARDS 32.225	24	4 S. ODENDAAL 22.068	24	89 K. BIN PAWI 27.883
25	72 Y. RUIZ 32.695	25	50 D. VOSTATEK 32.233	25	54 B. SOFUOGLU 22.103	25	77 M. PONS 27.886
26	4 S. ODENDAAL 32.698	26	77 M. PONS 32.283	26	27 K. TOBA 22.114	26	50 D. VOSTATEK 27.901
27	89 K. BIN PAWI 32.766	27	27 K. TOBA 32.348	27	16 A. ANUAR 22.137	27	4 S. ODENDAAL 28.070
28	3 R. DE ROSA 32.795	28	22 F. FULIGNI 32.354	28	72 Y. RUIZ 22.166	28	3 R. DE ROSA 28.085
29	68 L. POWER 32.998	29	68 L. POWER 32.365	29	68 L. POWER 22.177	29	73 J. CRETARO 28.091
30	73 J. CRETARO 33.090	30	16 A. ANUAR 32.562	30	71 T. EDWARDS 22.181	30	68 L. POWER 28.178
31	16 A. ANUAR 33.126	31	73 J. CRETARO 32.690	31	73 J. CRETARO 22.231	31	16 A. ANUAR 28.193
32	39 K. KEANKUM 33.326	32	39 K. KEANKUM 32.727	32	39 K. KEANKUM 22.408	32	39 K. KEANKUM 28.253
33	47 J. DIAZ 33.976	33	47 J. DIAZ 35.107	33	47 J. DIAZ 23.684	33	47 J. DIAZ 29.565

28/09/2024

These data/results cannot be reproduced, stored and/or transmitted in whole or in part by any manner of electronic, mechanical, photocopying, recording, broadcasting or otherwise now known or herein after developed without the previous express consent by the copyright owner, except for reproduction in daily press and regular printed publications on sale to the public within 60 days of the event related to those data/results and always provided that copyright symbol appears together as follows below.

© DORNA WSBK ORGANIZATION Srl 2024





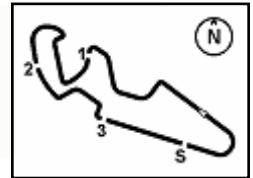
MotorLand Aragon 5.077 m

Tissot Aragon Round, 27-29 September 2024
Ideal Times Warm Up 1

No.	Rider	Nat	Bike	Seg. 1	Seg. 2	Seg. 3	Seg. 4	Ideal Time		
				Diff. 1	Diff. 2	Diff. 3	Diff. 4	Best Lap	Pos.	Diff.
1	99 A. HUERTAS	ESP	Ducati Panigale V2	32.083	31.714	21.696 +0.296	27.324 +0.028	1'52.817 1'53.141	3	0.324
2	62 S. MANZI	ITA	Yamaha YZF R6	31.990	31.750	21.443	27.668 +0.025	1'52.851 1'52.876	1	0.025
3	94 L. MAHIAS	FRA	Yamaha YZF R6	32.130 +0.023	31.784	21.467	27.699	1'53.080 1'53.103	2	0.023
4	55 Y. MONTELLA	ITA	Ducati Panigale V2	31.976	31.918	21.667 +0.008	27.660 +0.045	1'53.221 1'53.274	4	0.053
5	61 C. ONCU	TUR	Kawasaki ZX-6R	32.122	31.905 +0.058	21.693 +0.036	27.575	1'53.295 1'53.389	5	0.094
6	69 T. BOOTH-AMOS	GBR	Triumph Street Triple RS 765	32.413	31.625	21.967	27.453	1'53.458 1'53.458	6	
7	66 N. TUULI	FIN	Ducati Panigale V2	32.226	32.029	21.705	27.632	1'53.592 1'53.592	7	
8	53 V. DEBISE	FRA	Yamaha YZF R6	32.466	31.861	21.790	27.520 +0.112	1'53.637 1'53.749	8	0.112
9	5 N. ANTONELLI	ITA	Ducati Panigale V2	32.220 +0.108	31.983 +0.202	21.876	27.580	1'53.659 1'53.969	12	0.310
10	9 J. NAVARRO	ESP	Ducati Panigale V2	32.338 +0.110	32.062	21.693 +0.136	27.594	1'53.687 1'53.933	11	0.246
11	64 F. CARICASULO	ITA	MV Agusta F3 800 RR	32.484	31.799 +0.135	21.931	27.497	1'53.711 1'53.846	9	0.135
12	28 G. VAN STRAALEN	NED	Yamaha YZF R6	32.224 +0.186	31.957	21.721	27.842	1'53.744 1'53.930	10	0.186
13	23 M. SCHROETTER	GER	MV Agusta F3 800 RR	32.460 +0.113	31.911	21.950	27.606 +0.005	1'53.927 1'54.045	13	0.118
14	32 D. BAYLISS	AUS	Ducati Panigale V2	32.417	31.909	22.044 +0.025	27.634 +0.102	1'54.004 1'54.131	14	0.127
15	17 J. MCPHEE	GBR	Triumph Street Triple RS 765	32.493	31.930 +0.477	21.878	27.789 +0.069	1'54.090 1'54.636	20	0.546
16	40 S. CORSI	ITA	Ducati Panigale V2	32.613	32.011	21.968	27.642 +0.023	1'54.234 1'54.257	15	0.023
17	74 P. BIESIEKIRSKI	POL	Ducati Panigale V2	32.469	32.151	21.961 +0.134	27.715 +0.133	1'54.296 1'54.563	17	0.267
18	52 B. GOMEZ RUS	ESP	Kawasaki ZX-6R	32.550	32.120 +0.021	22.032	27.701 +0.057	1'54.403 1'54.481	16	0.078
19	54 B. SOFUOGLU	TUR	MV Agusta F3 800 RR	32.555	32.067	22.103 +0.013	27.757 +0.138	1'54.482 1'54.633	19	0.151
20	71 T. EDWARDS	AUS	Ducati Panigale V2	32.480	32.225 +0.232	22.181	27.607 +0.038	1'54.493 1'54.763	22	0.270
21	72 Y. RUIZ	ESP	Yamaha YZF R6	32.695	31.983	22.166	27.773	1'54.617 1'54.617	18	
22	89 K. BIN PAWI	MAS	Honda CBR600RR	32.766	32.135	21.843	27.883 +0.167	1'54.627 1'54.794	24	0.167
23	50 D. VOSTATEK	CZE	Triumph Street Triple RS 765	32.608 +0.187	32.233 +0.015	21.908	27.901 +0.141	1'54.650 1'54.993	26	0.343
24	4 S. ODENDAAL	RSA	Triumph Street Triple RS 765	32.698	31.851 +0.057	22.068 +0.018	28.070	1'54.687 1'54.762	21	0.075
25	22 F. FULIGNI	ITA	Ducati Panigale V2	32.691	32.354	22.054	27.665	1'54.764 1'54.764	23	
26	77 M. PONS	ESP	Yamaha YZF R6	32.603	32.283	22.035	27.886 +0.282	1'54.807 1'55.089	27	0.282
27	27 K. TOBA	JPN	Honda CBR600RR	32.631 +0.129	32.348	22.114 +0.021	27.736	1'54.829 1'54.979	25	0.150
28	3 R. DE ROSA	ITA	QJMOTOR SRK 800 RR	32.795	32.198	22.067	28.085	1'55.145 1'55.145	28	
29	68 L. POWER	AUS	MV Agusta F3 800 RR	32.998	32.365	22.177	28.178	1'55.718 1'55.718	29	
30	16 A. ANUAR	MAS	Honda CBR600RR	33.126	32.562	22.137 +0.032	28.193 +0.046	1'56.018 1'56.096	30	0.078
31	73 J. CRETARO	ITA	Triumph Street Triple RS 765	33.090 +0.046	32.690 +0.004	22.231	28.091 +0.029	1'56.102 1'56.181	31	0.079
32	39 K. KEANKUM	THA	Yamaha YZF R6	33.326	32.727	22.408	28.253	1'56.714 1'56.714	32	
	47 J. DIAZ	ESP	Triumph Street Triple RS 765							
Overall Ideal Time				31.976	31.625	21.443	27.324	1'52.368		

28/09/2024
These data/results cannot be reproduced, stored and/or transmitted in whole or in part by any manner of electronic, mechanical, photocopying, recording, broadcasting or otherwise now known or herein after developed without the previous express consent by the copyright owner, except for reproduction in daily press and regular printed publications on sale to the public within 60 days of the event related to those data/results and always provided that copyright symbol appears together as follows below.
© DORNA WSBK ORGANIZATION Srl 2024





Tissot Aragon Round, 27-29 September 2024
Chronological Analysis Warm Up 1

1° 62 S. MANZI [1'52.876]								8° 53 V. DEBISE [1'53.749]							
Lap	Seg1	Seg2	Seg3	Seg4	Lap Time	km/h	Local Time	Lap	Seg1	Seg2	Seg3	Seg4	Lap Time	km/h	Local Time
1		32.691	22.131	27.909		274,8		1		33.933	22.982	40.967		137,4	
2	32.128	31.881	21.571	27.990	1'53.570	277,6	10:04'49.976	2	33.162	32.490	22.051	28.033	1'55.736	270,7	10:04'13.282
3	32.106	31.817	21.540	27.753	1'53.216	274,1	10:06'43.192	3	32.973	32.076	22.083	27.816	1'54.948	274,1	10:06'08.230
4	31.990	31.750	21.443	27.693	1'52.876	275,5	10:08'36.068	4	32.531	31.945	21.939	27.520	1'53.935	281,3	10:08'02.165
5	32.032	31.769	21.498	27.668	1'52.967	276,9	10:10'29.035	5	33.104	34.144	22.160	27.677	1'57.085	276,9	10:09'59.250
								6	32.466	31.861	21.790	27.632	1'53.749	279,8	10:11'52.999

2° 94 L. MAHIAS [1'53.103]								9° 64 F. CARICASULO [1'53.846]							
Lap	Seg1	Seg2	Seg3	Seg4	Lap Time	km/h	Local Time	Lap	Seg1	Seg2	Seg3	Seg4	Lap Time	km/h	Local Time
1		33.353	22.430	28.704		268,0		1		33.095	22.789	28.500		279,8	
2	32.454	32.221	22.057	28.282	1'55.014	270,0	10:04'49.932	2	33.287	32.496	22.131	27.907	1'55.821	279,1	10:03'53.766
3	32.331	31.917	21.633	27.763	1'53.644	273,4	10:06'43.576	3	33.436	36.654	22.092	27.525	1'59.707	283,5	10:05'53.473
4	32.153	31.784	21.467	27.699	1'53.103	272,7	10:08'36.679	4	32.484	31.934	21.931	27.497	1'53.846	282,7	10:07'47.319
5	32.130	32.448	21.639	27.900	1'54.117	273,4	10:10'30.796	5	32.790	31.799	21.955	27.713	1'54.257	283,5	10:09'41.576
								6	32.671	41.434	22.394	38.056	2'14.555P	264,7	10:11'56.131

3° 99 A. HUERTAS [1'53.141]								10° 28 G. VAN STRAALEN [1'53.930]							
Lap	Seg1	Seg2	Seg3	Seg4	Lap Time	km/h	Local Time	Lap	Seg1	Seg2	Seg3	Seg4	Lap Time	km/h	Local Time
1		32.608	22.248	33.199		284,2		1		33.820	22.584	28.319		272,0	
2	33.325	32.167	21.943	27.705	1'55.140	283,5	10:03'58.957	2	32.884	32.378	21.934	28.128	1'55.324	272,7	10:04'37.234
3	32.400	31.922	21.945	27.537	1'53.804	282,0	10:05'52.761	3	32.733	32.108	22.046	27.981	1'54.868	272,7	10:06'32.102
4	32.477	31.956	21.854	27.324	1'53.611	283,5	10:07'46.372	4	32.410	31.957	21.721	27.842	1'53.930	273,4	10:08'26.032
5	32.374	32.394	21.696	27.403	1'53.867	282,0	10:09'40.239	5	32.224	31.970	21.913	27.943	1'54.050	274,8	10:10'20.082
6	32.083	31.714	21.992	27.352	1'53.141	283,5	10:11'33.380								

4° 55 Y. MONTELLA [1'53.274]								11° 9 J. NAVARRO [1'53.933]							
Lap	Seg1	Seg2	Seg3	Seg4	Lap Time	km/h	Local Time	Lap	Seg1	Seg2	Seg3	Seg4	Lap Time	km/h	Local Time
1		32.613	22.122	27.934		276,2		1		34.232	23.010	40.175		203,8	
2	32.521	32.238	21.934	27.671	1'54.364	281,3	10:03'47.403	2	32.694	32.196	21.915	27.702	1'54.507	274,8	10:04'11.122
3	31.976	31.918	21.675	27.705	1'53.274	276,9	10:05'40.677	3	32.338	32.120	21.693	28.171	1'54.322	272,0	10:06'05.444
4	32.201	31.932	21.667	27.660	1'53.460	278,4	10:07'34.137	4	32.497	32.493	21.861	27.687	1'54.538	279,8	10:07'59.982
5	32.229	32.101	21.942	27.682	1'53.954	276,9	10:09'28.091	5	32.448	32.062	21.829	27.594	1'53.933	283,5	10:09'53.915
6	33.099	32.167	22.031	27.854	1'55.151	279,8	10:11'23.242	6	32.585	32.286	21.792	28.087	1'54.750	279,1	10:11'48.665

5° 61 C. ONCU [1'53.389]								12° 5 N. ANTONELLI [1'53.969]							
Lap	Seg1	Seg2	Seg3	Seg4	Lap Time	km/h	Local Time	Lap	Seg1	Seg2	Seg3	Seg4	Lap Time	km/h	Local Time
1		32.166	22.037	27.757		277,6		1		34.027	23.478	31.663		210,5	
2	32.237	32.158	21.870	27.965	1'54.230	272,7	10:03'47.363	2	33.100	32.621	22.121	28.006	1'55.848	273,4	10:04'06.311
3	32.324	31.905	21.693	27.631	1'53.553	278,4	10:05'40.916	3	32.529	32.326	22.006	28.179	1'55.040	277,6	10:06'01.351
4	32.122	31.963	21.729	27.575	1'53.389	279,8	10:07'34.305	4	32.454	32.132	21.947	27.700	1'54.233	282,0	10:07'55.584
5	32.216	32.018	21.798	27.914	1'53.946	274,1	10:09'28.251	5	32.328	32.185	21.876	27.580	1'53.969	278,4	10:09'49.553
6	32.419	32.434	21.893	28.184	1'54.930	274,1	10:11'23.181	6	32.220	31.983	21.918	30.953	1'57.074	278,4	10:11'46.627

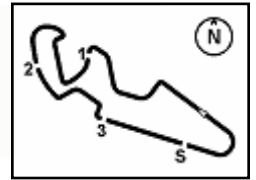
6° 69 T. BOOTH-AMOS [1'53.458]								13° 23 M. SCHROETTER [1'54.045]							
Lap	Seg1	Seg2	Seg3	Seg4	Lap Time	km/h	Local Time	Lap	Seg1	Seg2	Seg3	Seg4	Lap Time	km/h	Local Time
1		35.080	22.970	28.554		272,7		1		33.170	22.644	28.121		270,0	
2	32.967	32.513	22.244	27.877	1'55.601	282,0	10:04'01.016	2	32.795	32.418	22.092	27.765	1'55.070	274,1	10:04'13.302
3	32.712	31.968	22.092	27.757	1'54.529	279,1	10:05'55.545	3	32.733	32.130	22.018	27.818	1'54.699	270,0	10:06'08.001
4	32.577	31.896	22.046	27.538	1'54.057	282,0	10:07'49.602	4	32.573	31.911	21.950	27.611	1'54.045	274,8	10:08'02.046
5	36.397	32.029	22.138	27.631	1'58.195	275,5	10:09'47.797	5	32.764	31.970	22.069	27.606	1'54.409	275,5	10:09'56.455
6	32.413	31.625	21.967	27.453	1'53.458	282,7	10:11'41.255	6	32.460	32.075	22.214	27.611	1'54.360	279,1	10:11'50.815

7° 66 N. TUULI [1'53.592]								14° 32 O. BAYLISS [1'54.131]							
Lap	Seg1	Seg2	Seg3	Seg4	Lap Time	km/h	Local Time	Lap	Seg1	Seg2	Seg3	Seg4	Lap Time	km/h	Local Time
1		33.125	22.482	28.209		269,3		1		33.995	23.064	28.341		274,8	
2	32.826	32.158	21.898	27.998	1'54.880	269,3	10:04'14.853	2	33.399	32.460	22.692	27.979	1'56.530	275,5	10:03'54.005
3	32.481	32.124	21.727	27.926	1'54.258	272,0	10:06'09.111	3	33.195	32.231	22.287	27.836	1'55.549	274,1	10:05'49.554
4	32.338	32.094	21.715	27.877	1'54.024	273,4	10:08'03.135	4	32.891	32.091	22.044	27.654	1'54.680	276,9	10:07'44.234
5	32.321	32.116	22.301	29.718	1'56.456	249,4	10:09'59.591	5	32.826	32.319	22.472	27.634	1'55.251	274,8	10:09'39.485
6	32.226	32.029	21.705	27.632	1'53.592	277,6	10:11'53.183	6	32.417	31.909	22.069	27.736	1'54.131	275,5	10:11'33.616

28/09/2024 P = Pits In/Out - C = Lap Time Cancelled

These data/results cannot be reproduced, stored and/or transmitted in whole or in part by any manner of electronic, mechanical, photocopying, recording, broadcasting or otherwise now known or herein after developed without the previous express consent by the copyright owner, except for reproduction in daily press and regular printed publications on sale to the public within 60 days of the event related to those data/results and always provided that copyright symbol appears together as follows below.

© DORNA WSBK ORGANIZATION Srl 2024



Tissot Aragon Round, 27-29 September 2024
Chronological Analysis Warm Up 1

15° 40 S. CORSI [1'54.257]							
Lap	Seg.1	Seg.2	Seg.3	Seg.4	Lap Time	km/h	Local Time
1		33.775	23.332	28.670		272,0	
2	33.694	32.798	22.198	28.016	1'56.706	273,4	10:04'00.563
3	32.743	32.074	22.030	27.642	1'54.489	278,4	10:05'55.052
4	32.897	32.034	22.327	27.965	1'55.223	280,5	10:07'50.275
5	32.613	32.011	21.968	27.665	1'54.257	277,6	10:09'44.532
6	33.060	33.672	22.123	27.716	1'56.571	280,5	10:11'41.103

16° 52 B. GOMEZ RUS [1'54.481]							
Lap	Seg.1	Seg.2	Seg.3	Seg.4	Lap Time	km/h	Local Time
1		33.566	23.251	28.415		279,8	
2	33.600	32.468	22.228	28.163	1'56.459	276,9	10:03'59.218
3	32.756	32.431	22.187	27.701	1'55.075	280,5	10:05'54.293
4	32.778	32.120	22.145	27.779	1'54.822	279,1	10:07'49.115
5	32.565	32.208	22.202	27.716	1'54.691	281,3	10:09'43.806
6	32.550	32.141	22.032	27.758	1'54.481	280,5	10:11'38.287

17° 74 P. BIESIEKIRSKI [1'54.563]							
Lap	Seg.1	Seg.2	Seg.3	Seg.4	Lap Time	km/h	Local Time
1		33.917	23.272	28.435		278,4	
2	33.560	32.825	22.386	28.462	1'57.233	264,1	10:03'55.308
3	32.887	32.974	22.007	27.952	1'55.820	276,2	10:05'51.128
4	32.585	32.426	22.079	27.871	1'54.961	276,9	10:07'46.089
5	32.554	32.722	21.961	27.715	1'54.952	279,1	10:09'41.041
6	32.469	32.151	22.095	27.848	1'54.563	278,4	10:11'35.604

18° 72 Y. RUIZ [1'54.617]							
Lap	Seg.1	Seg.2	Seg.3	Seg.4	Lap Time	km/h	Local Time
1							
2					1'55.718		10:03'54.064
3					1'55.369	270,0	10:05'49.433
4	33.133	32.783			1'59.175	274,1	10:07'48.608
5	32.809	32.234	22.305	27.952	1'55.300	276,2	10:09'43.908
6	32.695	31.983	22.166	27.773	1'54.617	276,9	10:11'38.525

19° 54 B. SOFUOGLU [1'54.633]							
Lap	Seg.1	Seg.2	Seg.3	Seg.4	Lap Time	km/h	Local Time
1		33.442	22.815	28.423		272,7	
2	33.303	32.474	22.410	28.001	1'56.188	274,1	10:03'53.561
3	32.922	32.188	22.183	28.089	1'55.382	273,4	10:05'48.943
4	32.798	32.165	22.103	27.896	1'54.962	275,5	10:07'43.905
5	32.722	32.185	22.196	27.757	1'54.860	274,8	10:09'38.765
6	32.555	32.067	22.116	27.895	1'54.633	275,5	10:11'33.398

20° 17 J. MCPHEE [1'54.636]							
Lap	Seg.1	Seg.2	Seg.3	Seg.4	Lap Time	km/h	Local Time
1		33.822	23.171	28.263		281,3	
2	33.021	32.558	22.739	27.954	1'56.272	272,0	10:03'58.476
3	32.766	33.405	22.353	27.819	1'56.343	276,9	10:05'54.819
4	33.840	31.930	22.070	27.789	1'55.629	276,9	10:07'50.448
5	32.683	32.116	22.066	27.909	1'54.774	275,5	10:09'45.222
6	32.493	32.407	21.878	27.858	1'54.636	274,1	10:11'39.858

21° 4 S. ODENDAAL [1'54.762]							
Lap	Seg.1	Seg.2	Seg.3	Seg.4	Lap Time	km/h	Local Time
1		34.001	22.862	28.501		268,7	
2	33.206	32.190	22.094	28.154	1'55.644	269,3	10:04'38.101
3	32.955	32.153	22.068	28.145	1'55.321	270,7	10:06'33.422
4	32.787	31.851	22.140	28.095	1'54.873	270,7	10:08'28.295

22° 71 T. EDWARDS [1'54.763]							
Lap	Seg.1	Seg.2	Seg.3	Seg.4	Lap Time	km/h	Local Time
1		33.429	22.982	28.470		279,1	
2	33.397	32.719	22.845	28.567	1'57.528	259,0	10:03'58.909
3	32.716	32.416	22.255	27.819	1'55.206	276,2	10:05'54.115
4	33.043	32.225	22.341	27.607	1'55.216	280,5	10:07'49.331
5	34.235	32.501	22.312	27.676	1'56.724	279,1	10:09'46.055
6	32.480	32.457	22.181	27.645	1'54.763	278,4	10:11'40.818

23° 22 F. FULIGNI [1'54.764]							
Lap	Seg.1	Seg.2	Seg.3	Seg.4	Lap Time	km/h	Local Time
1		34.619	23.120	29.347		257,1	
2	33.798	33.172	22.525	27.969	1'57.464	278,4	10:04'06.668
3	32.988	32.657	22.391	27.924	1'55.960	278,4	10:06'02.628
4	32.891	32.486	22.234	27.732	1'55.343	279,1	10:07'57.971
5	33.425	33.824	22.273	28.355	1'57.877	272,7	10:09'55.848
6	32.691	32.354	22.054	27.665	1'54.764	281,3	10:11'50.612

24° 89 K. BIN PAWI [1'54.794]							
Lap	Seg.1	Seg.2	Seg.3	Seg.4	Lap Time	km/h	Local Time
1		33.657	22.601	28.275		277,6	
2	33.391	32.485	21.981	28.241	1'56.098	275,5	10:03'56.743
3	33.000	32.271	21.911	27.998	1'55.180	276,2	10:05'51.923
4	33.014	32.290	22.099	27.883	1'55.286	279,1	10:07'47.209
5	33.272	32.138	22.005	27.910	1'55.325	277,6	10:09'42.534
6	32.766	32.135	21.843	28.050	1'54.794	275,5	10:11'37.328

25° 27 K. TOBA [1'54.979]							
Lap	Seg.1	Seg.2	Seg.3	Seg.4	Lap Time	km/h	Local Time
1		33.519	22.721	28.108		277,6	
2	33.347	32.643	22.393	27.946	1'56.329	276,9	10:03'55.591
3	32.971	32.766	22.114	27.850	1'55.701	279,1	10:05'51.292
4	32.760	32.348	22.135	27.736	1'54.979	279,1	10:07'46.271
5	32.754	32.533	22.179	28.208	1'55.674	280,5	10:09'41.945
6	32.631	32.774	22.243	28.211	1'55.859	277,6	10:11'37.804

26° 50 O. VOSTATEK [1'54.993]							
Lap	Seg.1	Seg.2	Seg.3	Seg.4	Lap Time	km/h	Local Time
1		34.188	22.913	28.226		274,1	
2	33.088	32.706	22.191	28.107	1'56.092	273,4	10:04'38.777
3	32.608	32.426	22.059	27.901	1'54.994	276,2	10:06'33.771
4	32.795	32.248	21.908	28.042	1'54.993	274,1	10:08'28.764
5	32.732	32.233	22.016	28.111	1'55.092	275,5	10:10'23.856

27° 77 M. PONS [1'55.089]							
Lap	Seg.1	Seg.2	Seg.3	Seg.4	Lap Time	km/h	Local Time
1		33.373	22.792	28.261		274,8	
2	33.053	32.460	22.154	27.999	1'55.666	275,5	10:03'54.341
3	33.017	34.549	23.713	28.196	1'59.475	270,7	10:05'53.816
4	32.659	32.321	22.237	28.207	1'55.424	272,7	10:07'49.240
5	36.534	32.732	22.139	27.886	1'59.291	273,4	10:09'48.531
6	32.603	32.283	22.035	28.168	1'55.089	272,0	10:11'43.620

28° 3 R. DE ROSA [1'55.145]							
Lap	Seg.1	Seg.2	Seg.3	Seg.4	Lap Time	km/h	Local Time
1		34.489	22.798	30.857		269,3	
2	34.974	33.234	22.734	30.811	2'01.753	268,7	10:04'04.708
3	33.180	32.469	22.238	28.716	1'56.603	270,0	10:06'01.311
4	32.938	32.262	22.102	28.376	1'55.678	276,9	10:07'56.989

28/09/2024 P = Pits In/Out - C = Lap Time Cancelled

These data/results cannot be reproduced, stored and/or transmitted in whole or in part by any manner of electronic, mechanical, photocopying, recording, broadcasting or otherwise now known or herein after developed without the previous express consent by the copyright owner, except for reproduction in daily press and regular printed publications on sale to the public within 60 days of the event related to those data/results and always provided that copyright symbol appears together as follows below.

© DORNA WSBK ORGANIZATION Srl 2024

Tissot Aragon Round, 27-29 September 2024
Chronological Analysis Warm Up 1

5	36.241	32.719	22.386	29.034	2'00.380	270,0	10:09'57.369
6	32.795	32.198	22.067	28.085	1'55.145	278,4	10:11'52.514

29° 68 L. POWER [1'55.718]							
Lap	Seg.1	Seg.2	Seg.3	Seg.4	Lap Time	km/h	Local Time
1		33.840	23.266	43.925		214,7	
2	33.164	32.845	22.361	28.308	1'56.678	268,7	10:09'07.022
3	32.998	32.365	22.177	28.178	1'55.718	270,0	10:11'02.740

30° 16 A. ANUAR [1'56.096]							
Lap	Seg.1	Seg.2	Seg.3	Seg.4	Lap Time	km/h	Local Time
1		33.771	22.896	28.547		274,8	
2	35.254	33.089	22.561	28.193	1'59.097	274,8	10:04'01.025
3	33.282	32.699	22.137	28.353	1'56.471	273,4	10:05'57.496
4	33.219	32.826	22.214	31.603	1'59.862	198,9	10:07'57.358
5	33.276	32.795	22.241	28.243	1'56.555	274,1	10:09'53.913
6	33.126	32.562	22.169	28.239	1'56.096	273,4	10:11'50.009

31° 73 J. CRETARD [1'56.181]							
Lap	Seg.1	Seg.2	Seg.3	Seg.4	Lap Time	km/h	Local Time
1		34.331	23.151	28.629		272,0	
2	33.090	32.690	22.635	28.224	1'56.639	272,7	10:04'02.281
3	33.693	32.932	22.390	28.452	1'57.467	270,7	10:05'59.748
4	33.275	32.912	22.422	28.309	1'56.918	272,7	10:07'56.666
5	34.171	32.982	22.315	28.091	1'57.559	274,1	10:09'54.225
6	33.136	32.694	22.231	28.120	1'56.181	273,4	10:11'50.406

32° 39 K. KEANKUM [1'56.714]							
Lap	Seg.1	Seg.2	Seg.3	Seg.4	Lap Time	km/h	Local Time
1		33.957	23.286	28.980		274,8	
2	34.379	33.144	23.138	28.321	1'58.982	274,8	10:04'01.691
3	33.347	32.789	22.532	28.375	1'57.043	272,0	10:05'58.734
4	33.595	32.732	22.575	28.420	1'57.322	272,0	10:07'56.056
5	33.326	32.727	22.408	28.253	1'56.714	272,7	10:09'52.770
6	33.615	32.885	22.924	30.504	1'59.928	270,0	10:11'52.698

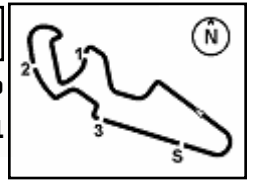
33° 47 J. DIAZ							
Lap	Seg.1	Seg.2	Seg.3	Seg.4	Lap Time	km/h	Local Time
1		35.107	23.684	29.565		250,6	
2	33.976	35.330	25.670	36.940	2'11.916P	244,3	10:04'25.702
3	5'59.468	44.344	25.602	37.443	7'46.857P	249,4	10:12'12.559

28/09/2024

P = Pits In/Out - C = Lap Time Cancelled

These data/results cannot be reproduced, stored and/or transmitted in whole or in part by any manner of electronic, mechanical, photocopying, recording, broadcasting or otherwise now known or herein after developed without the previous express consent by the copyright owner, except for reproduction in daily press and regular printed publications on sale to the public within 60 days of the event related to those data/results and always provided that copyright symbol appears together as follows below.

© DORNA WSBK ORGANIZATION Srl 2024



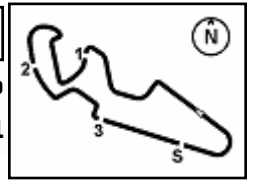
Tissot Aragon Round, 27-29 September 2024
Best Laps & Speeds

No.	Rider Bike	Nat	Best Lap		FP		SP		WUP1									
			LL	SPD	LL	SPD	LL	SPD	LL	SPD								
1	62 S. MANZI Yamaha YZF R6	ITA	1'52.876 33 277,6		1'53.626 16 275,5		1'53.415 13 276,9		1'52.876 4 277,6									
2	99 A. HUERTAS Ducati Panigale V2	ESP	1'52.932 34 284,2		1'54.368 15 280,5		1'52.932 14 282,0		1'53.141 5 284,2									
3	94 L. MAHIAS Yamaha YZF R6	FRA	1'52.994 33 277,6		1'54.468 16 277,6		1'52.994 13 276,9		1'53.103 4 273,4									
4	9 J. NAVARRO Ducati Panigale V2	ESP	1'53.045 34 283,5		1'53.765 15 278,4		1'53.045 14 280,5		1'53.933 5 283,5									
5	55 Y. MONTELLA Ducati Panigale V2	ITA	1'53.145 30 281,3		1'53.897 9 277,6		1'53.145 16 280,5		1'53.274 5 281,3									
6	28 G. VAN STRAALEN Yamaha YZF R6	NED	1'53.339 35 283,5		1'54.919 14 272,7		1'53.339 17 283,5		1'53.930 4 274,8									
7	23 M. SCHROETTER MV Agusta F3 800 RR	GER	1'53.387 34 279,1		1'54.024 15 275,5		1'53.387 14 276,2		1'54.045 5 279,1									
8	61 C. ONCU Kawasaki ZX-6R	TUR	1'53.389 36 279,8		1'53.647 16 278,4		1'53.480 15 277,6		1'53.389 5 279,8									
9	53 V. DEBISE Yamaha YZF R6	FRA	1'53.413 34 281,3		1'54.452 15 279,1		1'53.413 14 277,6		1'53.749 5 281,3									
10	69 T. BOOTH-AMOS Triumph Street Triple RS 765	GBR	1'53.458 34 282,7		1'54.499 14 276,2		1'53.856 15 278,4		1'53.458 5 282,7									
11	66 N. TUULI Ducati Panigale V2	FIN	1'53.592 33 277,6		1'54.912 15 277,6		1'54.123 13 272,7		1'53.592 5 277,6									
12	64 F. CARICASULO MV Agusta F3 800 RR	ITA	1'53.846 36 283,5		1'54.174 17 282,0		1'53.873 14 279,8		1'53.846 5 283,5									
13	52 B. GOMEZ RUS Kawasaki ZX-6R	ESP	1'53.941 37 281,3		1'54.579 16 276,9		1'53.941 16 279,8		1'54.481 5 281,3									
14	5 N. ANTONELLI Ducati Panigale V2	ITA	1'53.969 33 282,0		1'54.584 14 274,1		1'54.131 14 277,6		1'53.969 5 282,0									
15	71 T. EDWARDS Ducati Panigale V2	AUS	1'53.995 36 280,5		1'55.160 16 280,5		1'53.995 15 275,5		1'54.763 5 280,5									
16	17 J. MCPHEE Triumph Street Triple RS 765	GBR	1'54.049 32 281,3		1'54.445 14 281,3		1'54.049 13 278,4		1'54.636 5 281,3									
17	54 B. SOFUOGLU MV Agusta F3 800 RR	TUR	1'54.083 36 279,8		1'54.297 16 276,9		1'54.083 15 279,8		1'54.633 5 275,5									
18	32 O. BAYLISS Ducati Panigale V2	AUS	1'54.131 37 276,9		1'54.636 17 274,8		1'54.157 15 276,9		1'54.131 5 276,9									
19	40 S. CORSI Ducati Panigale V2	ITA	1'54.257 35 280,5		1'54.342 14 273,4		1'54.399 16 277,6		1'54.257 5 280,5									
20	27 K. TOBA Honda CBR600RR	JPN	1'54.305 27 280,5		1'55.025 8 279,1		1'54.305 14 277,6		1'54.979 5 280,5									
21	77 M. PONS Yamaha YZF R6	ESP	1'54.552 34 275,5		1'54.988 15 270,7		1'54.552 14 273,4		1'55.089 5 275,5									
22	74 P. BIESIEKIRSKI Ducati Panigale V2	POL	1'54.563 34 279,1		1'55.535 16 276,2		1'54.866 13 275,5		1'54.563 5 279,1									
23	50 O. VOSTATEK Triumph Street Triple RS 765	CZE	1'54.596 34 278,4		1'55.222 14 273,4		1'54.596 16 278,4		1'54.993 4 276,2									
24	72 Y. RUIZ Yamaha YZF R6	ESP	1'54.617 34 276,9		1'56.309 15 275,5		1'55.691 14 271,4		1'54.617 5 276,9									
25	4 S. ODENDAAL Triumph Street Triple RS 765	RSA	1'54.762 22 279,1		1'55.044 14 279,1		1'55.422 4 272,7		1'54.762 4 272,0									

28/09/2024

These data/results cannot be reproduced, stored and/or transmitted in whole or in part by any manner of electronic, mechanical, photocopying, recording, broadcasting or otherwise now known or herein after developed without the previous express consent by the copyright owner, except for reproduction in daily press and regular printed publications on sale to the public within 60 days of the event related to those data/results and always provided that copyright symbol appears together as follows below.

© DORNA WSBK ORGANIZATION Srl 2024



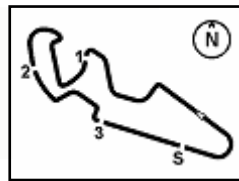
Tissot Aragon Round, 27-29 September 2024
Best Laps & Speeds

No.	Rider Bike	Nat	Best Lap		FP		SP		WUP1										
			LL	SPD	LL	SPD	LL	SPD	LL	SPD									
26	22 F. FULIGNI Ducati Panigale V2	ITA	1'54.764		1'55.787		1'54.956		1'54.764										
			37	281,3	16	276,2	16	279,1	5	281,3									
27	89 K. BIN PAWI Honda CBR600RR	MAS	1'54.794		1'56.492		1'55.392		1'54.794										
			33	279,1	15	277,6	13	279,1	5	279,1									
28	3 R. DE ROSA QJMOTOR SRK 800 RR	ITA	1'54.835		1'56.262		1'54.835		1'55.145										
			36	278,4	16	274,1	15	275,5	5	278,4									
29	68 L. POWER MV Agusta F3 800 RR	AUS	1'55.043		1'56.307		1'55.043		1'55.718										
			32	274,8	15	270,7	15	274,8	2	270,0									
30	16 A. ANUAR Honda CBR600RR	MAS	1'56.096		1'58.381		1'57.737		1'56.096										
			30	274,8	14	274,1	11	274,8	5	274,8									
31	73 J. CRETARO Triumph Street Triple RS 765	ITA	1'56.181		1'57.147		1'56.784		1'56.181										
			26	274,1	12	272,7	9	270,7	5	274,1									
32	47 J. DIAZ Triumph Street Triple RS 765	ESP	1'56.386		1'56.386		1'58.063												
			18	270,0	7	270,0	9	255,9	2	250,6									
33	39 K. KEANKUM Yamaha YZF R6	THA	1'56.667		1'57.949		1'56.667		1'56.714										
			34	274,8	13	274,1	16	274,1	5	274,8									
34	51 A. SARMOON Yamaha YZF R6	THA	1'56.860		1'56.860														
			2	270,7	2	270,7													

28/09/2024

These data/results cannot be reproduced, stored and/or transmitted in whole or in part by any manner of electronic, mechanical, photocopying, recording, broadcasting or otherwise now known or herein after developed without the previous express consent by the copyright owner, except for reproduction in daily press and regular printed publications on sale to the public within 60 days of the event related to those data/results and always provided that copyright symbol appears together as follows below.

© DORNA WSBK ORGANIZATION Srl 2024

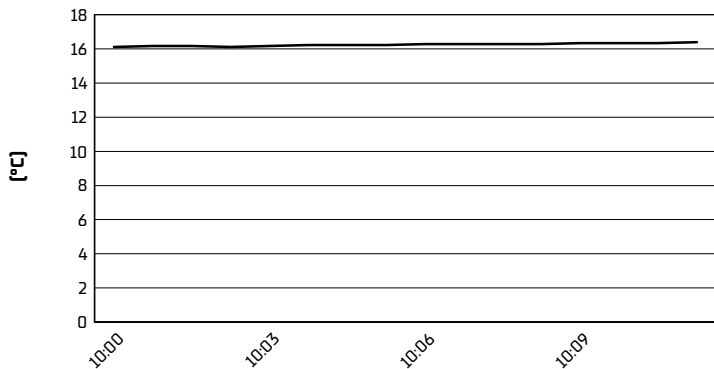


MotorLand Aragon 5.077 m

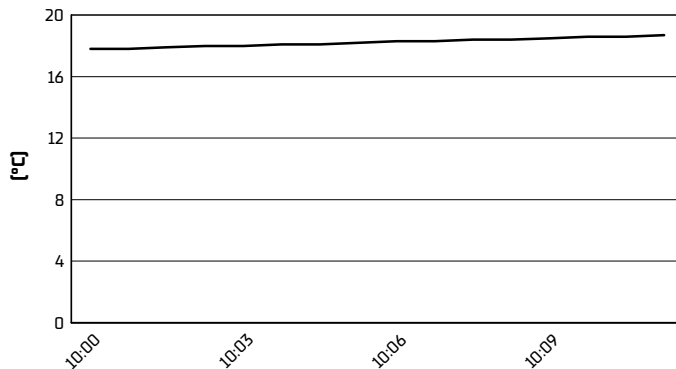
Tissot Aragon Round, 27-29 September 2024
Weather Report Warm Up 1

Session started 10:00 - Session ended 10:12


Air Temperature



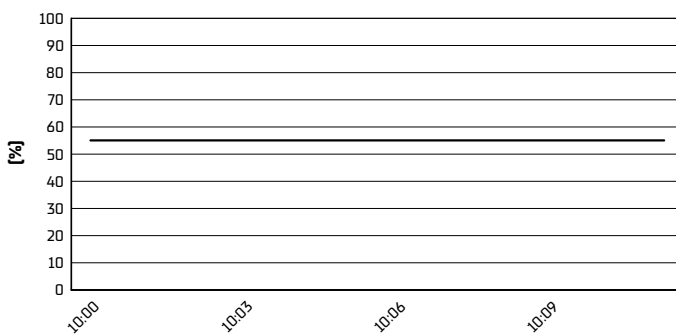
Track Temperature



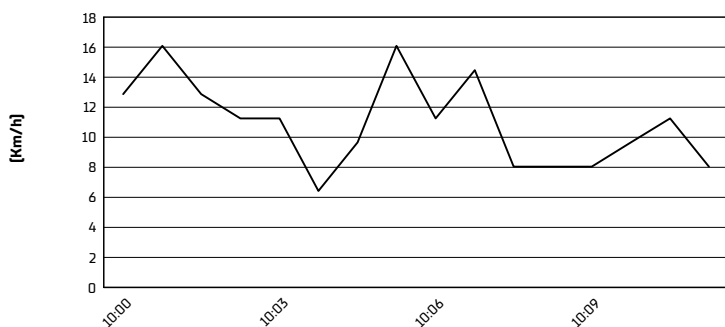
Air Pressure



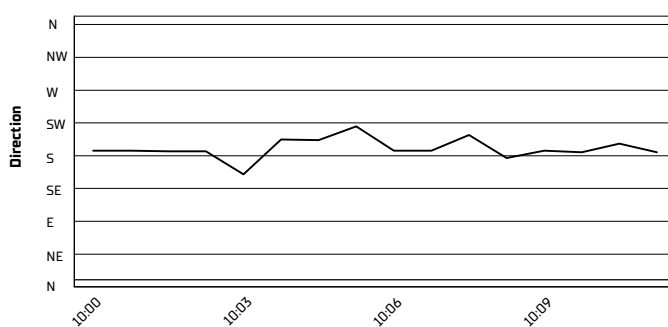
Humidity



Wind Speed



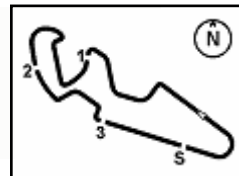
Wind Direction



28/09/2024

These data/results cannot be reproduced, stored and/or transmitted in whole or in part by any manner of electronic, mechanical, photocopying, recording, broadcasting or otherwise now known or herein after developed without the previous express consent by the copyright owner, except for reproduction in daily press and regular printed publications on sale to the public within 60 days of the event related to those data/results and always provided that copyright symbol appears together as follows below.

© DORNA WSBK ORGANIZATION Srl 2024



Tissot Aragon Round, 27-29 September 2024
Starting Grid - Race 1 (15 Laps x 5,077 km = 76,155 km)

MotorLand Aragon 5.077 m

3	9 NAVARRO J. Ducati 1'53.045	2	94 MAHIAS L. Yamaha 1'52.994	1	99 HUERTAS A. Ducati 1'52.932	1
6	23 SCHROETTER M. MV Agusta 1'53.387	5	28 VAN STRAALLEN G. Yamaha 1'53.339	4	55 MONTELLA Y. Ducati 1'53.145	2
9	61 ONCU C. Kawasaki 1'53.480	8	62 MANZI S. Yamaha 1'53.415	7	53 DEBISE V. Yamaha 1'53.413	3
12	52 GOMEZ RUS B. Kawasaki 1'53.941	11	64 CARICASULO F. MV Agusta 1'53.873	10	69 BOOTH-AMOS T. Triumph 1'53.856	4
15	54 SOFUOGLU B. MV Agusta 1'54.083	14	17 MCPHEE J. Triumph 1'54.049	13	71 EDWARDS T. Ducati 1'53.995	5
18	32 BAYLISS O. Ducati 1'54.157	17	5 ANTONELLI N. Ducati 1'54.131	16	66 TUULI N. Ducati 1'54.123	6
21	77 PONS M. Yamaha 1'54.552	20	40 CORSI S. Ducati 1'54.399	19	27 TOBA K. Honda 1'54.305	7
24	74 BIESIEKIRSKI P. Ducati 1'54.866	23	3 DE ROSA R. QJMOTOR 1'54.835	22	50 VOSTATEK O. Triumph 1'54.596	8
27	89 BIN PAWI K. Honda 1'55.392	26	68 POWER L. MV Agusta 1'55.043	25	22 FULIGNI F. Ducati 1'54.956	9
30	39 KEANKUM K. Yamaha 1'56.667	29	72 RUIZ Y. Yamaha 1'55.691	28	4 ODENDAAL S. Triumph 1'55.422	10
33	47 DIAZ J. Triumph *	32	16 ANUAR A. Honda 1'57.737	31	73 CRETARO J. Triumph 1'56.784	11

N.47 (Diaz J.) has been penalized with Long Lap Penalty - Technical Infringements

28/09/2024 The Race Director

* = Penalized

These data/results cannot be reproduced, stored and/or transmitted in whole or in part by any manner of electronic, mechanical, photocopying, recording, broadcasting or otherwise now known or herein after developed without the previous express consent by the copyright owner, except for reproduction in daily press and regular printed publications on sale to the public within 60 days of the event related to those data/results and always provided that copyright symbol appears together as follows below. © DORNA WSBK ORGANIZATION Srl 2024