

MotorLand Aragon 5.077 m

Tissot Aragon Round, 27-29 September 2024
Chronological Analysis Race 1

Start at 12:46'01.590

1 / 4

1° 58 I. IGLESIAS BRAVO [2'06.831]							
Lap	Seg1	Seg2	Seg3	Seg4	Lap Time	km/h	Local Time
1		35.475	23.311	32.378	2'09.657	216,0	12:48'11.247
2	36.071	35.354	23.910	32.543	2'07.878	218,2	12:50'19.125
3	36.159	35.600	23.317	32.288	2'07.364	216,0	12:52'26.489
4	36.318	35.696	22.938	32.808	2'07.760	208,9	12:54'34.249
5	36.488	35.442	23.265	32.792	2'07.987C	206,9	12:56'42.236
6	36.533	35.330	23.035	33.056	2'07.954	204,5	12:58'50.190
7	36.188	35.386	23.151	32.645	2'07.370	212,6	13:00'57.560
8	36.022	35.255	22.744	32.772	2'06.793C	206,5	13:03'04.353
9	35.833	35.446	22.934	33.363	2'07.576	203,8	13:05'11.929
10	35.715	35.249	23.249	2'06.831	211,4	13:07'18.760	
11	36.034	35.248	23.192	33.076	2'07.550	205,3	13:09'26.310
Race Time 23'24.720							

2° 48 J. GARCIA GONZALEZ [2'06.892]							
Lap	Seg1	Seg2	Seg3	Seg4	Lap Time	km/h	Local Time
1		35.249	23.077	32.565	2'08.577	207,7	12:48'10.167
2	36.459	35.661	23.288	32.755	2'08.163	208,1	12:50'18.330
3	36.022	35.586	23.208	33.511	2'08.327C	204,5	12:52'26.657
4	37.026	35.655	23.111	32.233	2'08.025	218,2	12:54'34.682
5	36.438	35.376	23.586	32.261	2'07.661	218,2	12:56'42.343
6	36.820	35.123	22.953	32.918	2'07.814	201,5	12:58'50.157
7	35.928	35.390	23.028	32.996	2'07.342	204,2	13:00'57.499
8	36.328	35.316	22.917	32.331	2'06.892	211,8	13:03'04.391
9	35.815	35.357	23.530	32.677	2'07.379	213,4	13:05'11.770
10	36.028	35.186	23.300	32.773	2'07.287C	213,0	13:07'19.057
11	35.947	35.171	23.306	32.839	2'07.263	206,9	13:09'26.320
Race Time 23'24.730							

3° 7 L. VENEMAN [2'06.721]							
Lap	Seg1	Seg2	Seg3	Seg4	Lap Time	km/h	Local Time
1		35.330	23.129	32.869	2'08.606	206,9	12:48'10.196
2	36.351	35.632	24.533	32.431	2'08.947	219,5	12:50'19.143
3	36.249	35.476	23.466	32.299	2'07.490	219,1	12:52'26.633
4	35.891	35.498	23.108	33.458	2'07.955	202,6	12:54'34.588
5	35.909	35.712	23.040	33.060	2'07.721	204,2	12:56'42.309
6	36.117	35.503	23.015	33.217	2'07.852	204,2	12:58'50.161
7	36.361	35.315	23.464	32.501	2'07.641C	215,1	13:00'57.802
8	35.947	35.274	22.883	32.617	2'06.721	209,7	13:03'04.523
9	36.205	35.576	23.134	32.529	2'07.444	214,7	13:05'11.967
10	36.130	35.373	23.321	32.398	2'07.222	217,7	13:07'19.189
11	35.996	35.438	23.273	32.455	2'07.162	214,7	13:09'26.351
Race Time 23'24.761							

4° 56 G. PRATAMA [2'06.895]							
Lap	Seg1	Seg2	Seg3	Seg4	Lap Time	km/h	Local Time
1		35.284	23.145	32.962	2'08.801	205,7	12:48'10.391
2	36.339	35.508	23.555	32.485	2'07.887	211,8	12:50'18.278
3	36.333	35.382	23.662	32.659	2'08.036	211,4	12:52'26.314
4	36.666	35.739	23.147	32.803	2'08.355	208,5	12:54'34.669
5	36.703	35.248	24.002	32.552	2'08.505	213,0	12:56'43.174
6	36.450	35.424	22.995	32.888	2'07.757	208,1	12:58'50.931
7	35.991	35.126	23.338	32.503	2'06.958	210,9	13:00'57.889
8	36.172	35.152	23.149	32.627	2'07.100	209,7	13:03'04.989
9	35.790	35.254	23.222	32.629	2'06.895	210,9	13:05'11.884
10	36.468	35.093	23.455	32.275	2'07.291	208,9	13:07'19.175
11	36.128	34.987	23.407	32.665	2'07.187	210,1	13:09'26.362
Race Time 23'24.772							

5° 57 A. MAHENDRA [2'06.753]							
Lap	Seg1	Seg2	Seg3	Seg4	Lap Time	km/h	Local Time
1		35.240	23.061	32.735	2'09.042	213,0	12:48'10.632
2	36.219	35.452	23.034	33.013	2'07.718	209,7	12:50'18.350
3	36.094	35.542	23.315	33.003	2'07.954	208,1	12:52'26.304
4	36.561	35.326	23.054	33.179	2'08.120	201,9	12:54'34.424

5	35.973	35.853	23.328	32.918	2'08.072	205,7	12:56'42.496
6	37.047	35.704	23.084	32.556	2'08.391	214,3	12:58'50.887
7	36.213	35.133	23.269	32.400	2'07.015	212,6	13:00'57.902
8	36.236	35.246	23.132	32.139	2'06.753	212,2	13:03'04.655
9	35.778	35.299	23.212	33.019	2'07.308	207,7	13:05'11.963
10	35.931	35.247	23.313	32.517	2'07.008	212,6	13:07'18.971
11	35.910	35.155	23.281	33.133	2'07.479	206,5	13:09'26.450
Race Time 23'24.860							

6° 50 C. THOMPSON [2'06.515]							
Lap	Seg1	Seg2	Seg3	Seg4	Lap Time	km/h	Local Time
1		35.702	23.404	32.458	2'09.835	219,1	12:48'11.425
2	35.960	35.502	23.472	32.573	2'07.507	213,0	12:50'18.932
3	36.169	35.250	23.503	32.578	2'07.500	218,6	12:52'26.432
4	36.709	35.553	23.054	32.918	2'08.234	217,3	12:54'34.666
5	36.829	35.546	23.740	32.200	2'08.315C	219,1	12:56'42.981
6	36.559	35.186	23.079	32.787	2'07.611	214,3	12:58'50.592
7	36.000	35.282	23.225	32.594	2'07.101	214,7	13:00'57.693
8	35.516	35.245	22.722	33.032	2'06.515	204,9	13:03'04.208
9	36.102	35.351	23.140	33.025	2'07.618	207,7	13:05'11.826
10	35.626	35.386	23.083	32.822	2'06.917	207,7	13:07'18.743
11	36.511	35.465	23.326	32.434	2'07.736	216,9	13:09'26.479
Race Time 23'24.889							

7° 80 G. MANSO [2'06.396]							
Lap	Seg1	Seg2	Seg3	Seg4	Lap Time	km/h	Local Time
1		35.328	23.180	32.855	2'09.600	210,1	12:48'11.190
2	36.532	35.300	23.838	32.340	2'08.010	216,4	12:50'19.200
3	36.783	35.111	23.334	32.351	2'07.579	215,1	12:52'26.779
4	36.556	35.574	23.156	32.637	2'07.923	204,9	12:54'34.702
5	36.598	35.258	23.925	32.392	2'08.173	215,1	12:56'42.875
6	37.117	35.861	23.273	33.022	2'09.273	206,1	12:58'52.148
7	35.611	35.238	22.931	32.616	2'06.396	210,1	13:00'58.544
8	36.115	35.073	23.008	32.475	2'06.671	213,0	13:03'05.215
9	35.932	35.583	23.029	32.272	2'06.816	212,6	13:05'12.031
10	36.233	35.119	23.212	32.614	2'07.178	216,0	13:07'19.209
11	36.329	36.144	23.135	33.237	2'08.845	208,5	13:09'28.054
Race Time 23'26.464							

8° 77 J. OSUNA SAEZ [2'06.416]							
Lap	Seg1	Seg2	Seg3	Seg4	Lap Time	km/h	Local Time
1		35.184	23.659	32.421	2'11.665	213,4	12:48'13.255
2	36.242	35.548	23.338	32.551	2'07.679	214,3	12:50'20.934
3	36.112	34.930	23.235	32.139	2'06.416	217,3	12:52'27.350
4	36.532	35.681	23.421	32.123	2'07.757	219,5	12:54'35.107
5	36.815	35.658	23.444	32.264	2'08.181	213,0	12:56'43.288
6	36.918	35.621	23.122	33.009	2'08.670	208,9	12:58'51.958
7	36.007	35.212	23.326	32.300	2'06.845	213,0	13:00'58.803
8	35.985	35.340	22.990	32.233	2'06.548	214,7	13:03'05.351
9	35.990	35.996	23.582	32.346	2'07.914	214,7	13:05'13.265
10	35.977	35.171	23.289	32.330	2'06.767	219,1	13:07'20.032
11	36.366	35.442	23.479	32.946	2'08.233	208,9	13:09'28.265
Race Time 23'26.675							

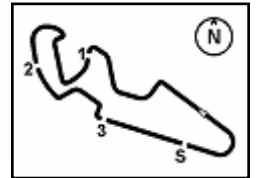
9° 1 J. BUIS [2'06.454]							
Lap	Seg1	Seg2	Seg3	Seg4	Lap Time	km/h	Local Time
1		35.345	23.153	32.351	2'09.469	218,2	12:48'11.059
2	36.081	35.309	23.863	32.682	2'07.935	220,4	12:50'18.994
3	35.802	35.503	23.195	32.699	2'07.199	212,2	12:52'26.193
4	36.589	35.638	23.166	32.673	2'08.066C	216,9	12:54'34.259
5	36.618	35.505	23.566	32.580	2'08.269	215,6	12:56'42.528
6	36.578	35.110	23.457	32.873	2'08.018	213,0	12:58'50.546
7	36.802	36.075	23.416	32.539	2'08.832C	213,9	13:00'59.378
8	35.613	35.236	23.268	32.363	2'06.480	214,7	13:03'05.858
9	35.713	35.584	23.089	32.794	2'07.180	208,9	13:05'13.038
10	35.622	35.088	23.342	32.402	2'06.454	219,1	13:07'19.492

28/09/2024

P = Pits In/Out - C = Lap Time Cancelled

These data/results cannot be reproduced, stored and/or transmitted in whole or in part by any manner of electronic, mechanical, photocopying, recording, broadcasting or otherwise now known or herein after developed without the previous express consent by the copyright owner, except for reproduction in daily press and regular printed publications on sale to the public within 60 days of the event related to those data/results and always provided that copyright symbol appears together as follows below.

© DORNA WSBK ORGANIZATION Srl 2024



MotorLand Aragon 5.077 m

Tissot Aragon Round, 27-29 September 2024
Chronological Analysis Race 1

Start at 12:46'01.590

2 / 4

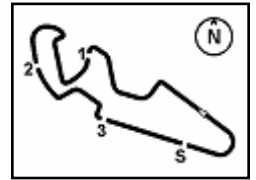
10° 43 M. GAGGI (2'06.590)									
Lap	Seg1	Seg2	Seg3	Seg4	Lap Time	km/h	Local Time		
1		35.418	23.603	32.779	2'11.301	208,1	12:48'12.891		
2	36.429	35.200	23.305	32.364	2'07.298	211,4	12:50'20.189		
3	36.115	35.250	23.355	32.385	2'07.105	216,0	12:52'27.294		
4	36.514	36.047	23.371	32.436	2'08.368	218,2	12:54'35.662		
5	36.211	35.379	23.603	32.290	2'07.483	218,6	12:56'43.145		
6	36.636	35.752	23.035	32.601	2'08.024	207,7	12:58'51.169		
7	36.207	35.589	23.341	32.351	2'07.488	215,6	13:00'58.657		
8	36.022	35.489	23.109	32.263	2'06.883C	216,0	13:03'05.540		
9	35.881	35.795	23.279	32.228	2'07.583	213,0	13:05'13.123		
10	35.673	34.993	23.585	32.339	2'06.590	219,1	13:07'19.713		
11	36.173	35.755	23.508	33.111	2'08.547C	208,5	13:09'28.260		
Race Time 23'26.575 + 0.120Pen									
15° 9 E. ERCOLANI (2'06.584)									
Lap	Seg1	Seg2	Seg3	Seg4	Lap Time	km/h	Local Time		
1				35.620	23.911	32.596	2'11.477	215,1	12:48'13.067
2	36.253	35.454	23.491	32.781	2'07.979	209,7	12:50'21.046		
3	35.587	35.135	23.303	32.559	2'06.584	214,7	12:52'27.630		
4	36.318	36.107	23.328	32.777	2'08.530	213,4	12:54'36.160		
5	35.938	35.792	23.504	32.734	2'07.968	214,3	12:56'44.128		
6	36.122	35.910	23.529	33.232	2'08.793	208,5	12:58'52.921		
7	35.879	34.901	23.506	32.682	2'06.968	213,0	13:00'59.889		
8	35.624	35.279	23.303	32.714	2'06.920	214,7	13:03'06.809		
9	35.681	35.074	23.508	33.100	2'07.363	210,1	13:05'14.172		
10	36.067	35.187	22.839	32.991	2'07.084	208,9	13:07'21.256		
11	36.079	34.982	23.615	32.775	2'07.451	210,5	13:09'28.707		
Race Time 23'27.117									
16° 47 F. SEABRIGHT (2'06.990)									
Lap	Seg1	Seg2	Seg3	Seg4	Lap Time	km/h	Local Time		
1				35.275	23.162	33.201	2'11.445	208,5	12:48'13.035
2	36.250	35.254	23.498	32.734	2'07.736	210,9	12:50'20.771		
3	36.388	35.106	23.103	32.777	2'07.374	210,5	12:52'28.145		
4	36.004	36.211	23.162	32.718	2'08.095	212,2	12:54'36.240		
5	36.043	35.727	23.535	32.816	2'08.121	213,9	12:56'44.361		
6	36.307	35.423	23.307	32.895	2'07.932	210,9	12:58'52.293		
7	36.066	35.155	23.463	32.648	2'07.332	212,6	13:00'59.625		
8	35.771	35.309	23.237	32.673	2'06.990	213,4	13:03'06.615		
9	36.071	35.271	23.272	32.904	2'07.518	212,2	13:05'14.133		
10	36.332	35.455	23.347	36.446	2'11.580	197,1	13:07'25.713		
11	36.330	35.929	23.249	33.407	2'08.915	207,3	13:09'34.628		
Race Time 23'33.038									
17° 31 E. BARTOLINI (2'07.278)									
Lap	Seg1	Seg2	Seg3	Seg4	Lap Time	km/h	Local Time		
1				35.814	24.413	32.597	2'11.945	214,7	12:48'13.535
2	36.282	35.835	23.329	32.417	2'07.863	220,0	12:50'21.398		
3	36.495	35.517	23.332	33.192	2'08.536	211,4	12:52'29.934		
4	36.128	35.724	23.367	33.210	2'08.429	202,2	12:54'38.363		
5	36.244	35.231	23.180	33.044	2'07.699	213,9	12:56'46.062		
6	36.299	35.297	23.247	32.682	2'07.525	212,6	12:58'53.587		
7	36.114	35.196	23.165	32.803	2'07.278	214,3	13:01'00.865		
8	36.219	35.394	23.737	32.897	2'08.247	213,0	13:03'09.112		
9	36.056	35.458	23.074	33.268	2'07.856	208,5	13:05'16.968		
10	36.299	35.607	24.577	32.355	2'08.838	218,6	13:07'25.806		
11	36.730	35.708	23.178	33.215	2'08.831	209,7	13:09'34.637		
Race Time 23'33.047									
18° 66 P. TONN (2'07.234)									
Lap	Seg1	Seg2	Seg3	Seg4	Lap Time	km/h	Local Time		
1				36.063	23.614	32.568	2'13.184	218,2	12:48'14.774
2	35.922	35.671	24.735	32.440	2'08.768	214,7	12:50'23.542		
3	35.897	35.636	23.456	32.503	2'07.492	213,4	12:52'31.034		
4	36.007	35.379	23.500	32.737	2'07.623	216,0	12:54'38.657		
5	36.077	35.428	23.165	32.599	2'07.269	213,9	12:56'45.926		
6	35.850	35.550	23.161	33.029	2'07.590	210,5	12:58'53.516		
7	35.854	35.212	23.257	32.911	2'07.234	210,1	13:01'00.750		
8	36.039	35.515	23.609	33.035	2'08.198	207,3	13:03'08.948		

28/09/2024 P = Pits In/Out - C = Lap Time Cancelled

These data/results cannot be reproduced, stored and/or transmitted in whole or in part by any manner of electronic, mechanical, photocopying, recording, broadcasting or otherwise now known or herein after developed without the previous express consent by the copyright owner, except for reproduction in daily press and regular printed publications on sale to the public within 60 days of the event related to those data/results and always provided that copyright symbol appears together as follows below.

© DORNA WSBK ORGANIZATION Srl 2024





MotorLand Aragon 5.077 m

Tissot Aragon Round, 27-29 September 2024
Chronological Analysis Race 1

Start at 12:46'01.590

3 / 4

9	36.451	35.325	23.228	33.180	2'08.184	211,4	13:05'17.132	1		35.768	23.679	32.494	2'12.689	216,9	12:48'14.279
10	36.262	35.599	23.866	32.740	2'08.467	218,6	13:07'25.599	2	36.341	35.705	23.434	32.804	2'08.284	213,4	12:50'22.563
11	36.565	35.667	23.278	33.619	2'09.129	203,0	13:09'34.728	3	36.792	35.673	23.665	32.720	2'08.850	213,0	12:52'31.413

Race Time 23'33.138

19° 62 K. FONTAINHA [2'07.084]							
Lap	Seg.1	Seg.2	Seg.3	Seg.4	Lap Time	km/h	Local Time
1		35.993	23.744	32.845	2'13.147	217,3	12:48'14.737
2	36.126	35.697	23.830	32.749	2'08.402		12:50'23.139
3	35.893	35.667	23.196	33.119	2'07.875	210,5	12:52'31.014
4	36.470	35.349	23.247	33.102	2'08.168	215,1	12:54'39.182
5	36.127	35.465	23.328	32.867	2'07.787	212,2	12:56'46.969
6	36.142	35.523	23.067	33.042	2'07.774	209,3	12:58'54.743
7	36.103	35.361	23.209	32.956	2'07.629	207,7	13:01'02.372
8	35.827	35.248	23.272	32.737	2'07.084		13:03'09.456
9	36.270	35.530	23.255	32.776	2'07.831		13:05'17.287
10	36.348	35.420	23.536	33.207	2'08.511		13:07'25.798
11	36.897	35.601	23.291	33.155	2'08.944		13:09'34.742

Race Time 23'33.152

20° 22 M. GARCIA [2'07.053]							
Lap	Seg.1	Seg.2	Seg.3	Seg.4	Lap Time	km/h	Local Time
1		35.151	23.063	32.596	2'08.765	210,9	12:48'10.355
2	36.009	38.841	23.594	32.402	2'10.846	215,1	12:50'21.201
3	36.280	38.258	23.320	32.442	2'10.300	216,0	12:52'31.501
4	35.795	35.144	23.289	32.825	2'07.053	211,4	12:54'38.554
5	35.764	35.279	23.095	33.110	2'07.248	206,1	12:56'45.802
6	36.251	35.361	23.203	32.915	2'07.730	208,5	12:58'53.532
7	36.011	35.256	23.154	32.957	2'07.378	209,7	13:01'00.910
8	36.052	35.181	23.931	32.909	2'08.073	207,7	13:03'08.983
9	36.041	35.450	23.053	33.353	2'07.897	203,8	13:05'16.880
10	36.278	35.537	23.734	33.099	2'08.648	210,9	13:07'25.528
11	36.895	35.784	23.584	32.966	2'09.229	213,0	13:09'34.757

Race Time 23'33.167

21° 17 R. BIJMAN [2'07.260]							
Lap	Seg.1	Seg.2	Seg.3	Seg.4	Lap Time	km/h	Local Time
1		35.683	23.568	32.558	2'12.177	213,4	12:48'13.767
2	36.192	35.751	23.561	32.455	2'07.959	218,6	12:50'21.726
3	36.383	35.581	23.554	32.911	2'08.429	207,7	12:52'30.155
4	36.188	35.590	23.535	33.251	2'08.564	208,9	12:54'38.719
5	36.213	35.381	23.202	32.942	2'07.738	208,1	12:56'46.457
6	36.167	35.259	23.374	33.271	2'08.071	204,5	12:58'54.528
7	36.191	35.426	23.088	33.175	2'07.880	204,9	13:01'02.408
8	35.982	35.223	23.269	32.786	2'07.260	213,9	13:03'09.668
9	36.306	35.540	23.314	32.735	2'07.895	212,6	13:05'17.563
10	36.474	35.319	23.793	32.739	2'08.325	213,0	13:07'25.888
11	36.740	35.810	23.507	32.965	2'09.022	206,5	13:09'34.910

Race Time 23'33.320

22° 11 F. NOVOTNY [2'07.040]							
Lap	Seg.1	Seg.2	Seg.3	Seg.4	Lap Time	km/h	Local Time
1		36.225	23.548	32.622	2'13.397	211,4	12:48'14.987
2	36.094	35.568	23.570	32.998	2'08.230	212,2	12:50'23.217
3	35.960	35.938	23.683	32.864	2'08.445	214,7	12:52'31.662
4	35.987	35.336	23.274	32.929	2'07.526	212,6	12:54'39.188
5	36.685	35.528	23.092	32.986	2'08.291	208,1	12:56'47.479
6	35.989	35.442	23.047	33.082	2'07.560	204,9	12:58'55.039
7	35.971	35.388	23.311	32.958	2'07.628	205,3	13:01'02.667
8	35.873	35.378	23.088	32.701	2'07.040	210,5	13:03'09.707
9	36.411	35.571	23.287	33.110	2'08.379	205,3	13:05'18.086
10	36.142	35.464	23.632	32.923	2'08.161	212,2	13:07'26.247
11	36.612	35.700	23.489	33.059	2'08.860	209,7	13:09'35.107

Race Time 23'33.517

23° 85 K. SABATUCCI [2'07.120]							
Lap	Seg.1	Seg.2	Seg.3	Seg.4	Lap Time	km/h	Local Time

24° 55 U. CALATAYUD [2'07.085]							
Lap	Seg.1	Seg.2	Seg.3	Seg.4	Lap Time	km/h	Local Time
1		35.536	23.711	32.881	2'12.013	210,5	12:48'13.603
2	36.093	35.706	23.147	32.815	2'07.761	217,7	12:50'21.364
3	36.710	35.355	23.065	33.172	2'08.302	205,3	12:52'29.666
4	36.267	35.722	24.716	32.856	2'09.561	215,6	12:54'39.227
5	36.201	35.386	23.038	33.190	2'07.815	206,9	12:56'47.027
6	35.778	35.088	23.132	33.087	2'07.085	205,3	12:58'54.127
7	35.821	35.169	23.112	33.236	2'07.338	207,3	13:01'01.465
8	35.799	35.573	23.629	32.976	2'07.977	209,3	13:03'09.442
9	36.404	35.469	23.330	32.802	2'08.005	209,7	13:05'17.447
10	36.351	35.379	23.763	33.210	2'08.703	209,3	13:07'26.150
11	36.900	35.933	23.448	32.818	2'09.099	210,1	13:09'35.249

Race Time 23'33.582

25° 44 S. MOUNSEY [2'07.609]							
Lap	Seg.1	Seg.2	Seg.3	Seg.4	Lap Time	km/h	Local Time
1		35.843	23.385	32.664	2'12.655	216,9	12:48'14.245
2	35.886	38.253	23.287	32.471	2'09.897	216,0	12:50'24.142
3	36.066	35.827	23.210	32.506	2'07.609	215,1	12:52'31.751
4	36.117	37.756	23.130	33.016	2'10.019	210,9	12:54'41.770
5	36.723	35.747	23.189	33.341	2'09.000	200,7	12:56'50.770
6	36.833	36.101	23.882	33.930	2'10.746	200,4	12:59'01.516
7	37.257	35.945	23.583	33.330	2'10.115	203,4	13:01'11.631
8	37.368	36.300	23.988	33.124	2'10.780	205,7	13:03'22.411
9	37.201	36.072	23.506	33.468	2'10.247	200,7	13:05'32.658
10	37.177	36.138	23.210	33.268	2'09.793	202,2	13:07'42.451
11	37.072	35.863	23.111	33.510	2'09.556	198,5	13:09'52.007

Race Time 23'33.659

26° 71 I. BOLANO HERNANDEZ [2'08.721]							
Lap	Seg.1	Seg.2	Seg.3	Seg.4	Lap Time	km/h	Local Time
1		36.581	23.662	32.769	2'13.843	213,0	12:48'15.433
2	36.099	35.945	23.984	32.923	2'08.951	214,3	12:50'24.384
3	36.081	35.885	23.575	33.180	2'08.721	207,3	12:52'33.105
4	36.265	35.711	23.422	33.463	2'08.861	201,9	12:54'41.966
5	36.371	35.885	23.534	33.253	2'09.043	205,3	12:56'51.009
6	36.889	35.906	23.585	34.101	2'10.481	200,0	12:59'01.490
7	37.084	36.065	23.484	33.504	2'10.137	200,0	13:01'11.627
8	37.025	36.506	23.953	33.475	2'10.959	199,6	13:03'22.586
9	36.780	36.310	24.029	33.116	2'10.235	208,1	13:05'32.821
10	36.890	36.239	23.651	33.424	2'10.204	203,8	13:07'43.025
11	36.828	36.037	23.570	33.269	2'09.704	205,3	13:09'52.729

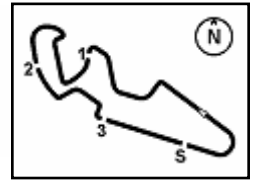
Race Time 23'51.139

27° 29 G. ZANNINI [2'08.135]							
Lap	Seg.1	Seg.2	Seg.3	Seg.4	Lap Time	km/h	Local Time
1		36.306	23.802	32.648	2'13.913	213,0	12:48'15.503
2	36.377	35.651	23.733	32.933	2'08.694	212,2	12:50'24.197
3	36.040	35.936	23.393	32.766	2'08.135	211,4	12:52'32.332
4	36.546	35.920	23.434	33.688	2'09.588	204,9	12:54'41.920
5	36.838	35.614	23.619	33.059	2'09.130	209,3	12:56'51.050
6	37.039	35.858	23.985	33.695	2'10.577	201,1	12:59'01.627

28/09/2024 P = Pits In/Out - C = Lap Time Cancelled

These data/results cannot be reproduced, stored and/or transmitted in whole or in part by any manner of electronic, mechanical, photocopying, recording, broadcasting or otherwise now known or herein after developed without the previous express consent by the copyright owner, except for reproduction in daily press and regular printed publications on sale to the public within 60 days of the event related to those data/results and always provided that copyright symbol appears together as follows below.

© DORNA WSBK ORGANIZATION Srl 2024



Tissot Aragon Round, 27-29 September 2024
Chronological Analysis Race 1

Start at 12:46'01.590

7	36.772	36.391	23.769	33.218	2'10.150	206,9	13:01'11.777
8	37.054	36.255	23.846	33.444	2'10.599	199,6	13:03'22.376
9	37.225	36.414	23.859	33.033	2'10.531	210,1	13:05'32.907
10	37.269	36.053	23.694	32.956	2'09.972	213,4	13:07'42.879
11	37.426	35.969	23.403	33.424	2'10.222	208,5	13:09'53.101

Race Time 23'51.511

28° 13 R. FERNANDEZ [2'07.902]							
Lap	Seg.1	Seg.2	Seg.3	Seg.4	Lap Time	km/h	Local Time
1		36.821	23.858	32.702	2'14.640	214,3	12:48'16.230
2	36.444	36.080	23.531	32.714	2'08.769	211,8	12:50'24.999
3	35.875	35.761	23.568	32.698	2'07.902	207,7	12:52'32.901
4	36.035	37.866	23.462	33.390	2'10.753	205,3	12:54'43.654
5	36.641	36.177	23.684	33.408	2'09.910	204,2	12:56'53.564
6	36.755	36.161	23.421	33.642	2'09.979	202,2	12:59'03.543
7	36.691	36.019	23.506	33.478	2'09.694	203,8	13:01'13.237
8	36.452	35.681	24.126	33.234	2'09.493	207,3	13:03'22.730
9	37.000	36.071	23.690	33.153	2'09.914	208,5	13:05'32.644
10	37.369	36.020	23.740	33.188	2'10.317	202,6	13:07'42.961
11	37.184	35.745	23.389	33.940	2'10.258	200,7	13:09'53.219

Race Time 23'51.629

29° 16 U. HIDALGO [2'10.811]							
Lap	Seg.1	Seg.2	Seg.3	Seg.4	Lap Time	km/h	Local Time
1		36.680	23.960	33.153	2'15.286	212,2	12:48'16.876
2	37.190	36.580	23.610	33.431	2'10.811	204,9	12:50'27.687
3	37.189	36.459	23.681	33.535	2'10.864	204,2	12:52'38.551
4	37.399	36.576	23.627	34.001	2'11.603	200,0	12:54'50.154
5	37.405	36.674	23.634	34.367	2'12.080	197,8	12:57'02.234
6	37.718	36.835	23.722	34.176	2'12.451	199,3	12:59'14.685
7	37.695	36.677	23.700	34.457	2'12.529	200,4	13:01'27.214
8	37.742	36.562	23.752	34.263	2'12.319	199,6	13:03'39.533
9	37.390	36.541	23.558	34.114	2'11.603	198,9	13:05'51.136
10	37.390	36.640	23.617	33.955	2'11.602	200,4	13:08'02.738
11	37.337	36.546	23.726	33.997	2'11.606	197,8	13:10'14.344

Race Time 24'12.754

RET 99 H. MAIER [2'07.370]							
Lap	Seg.1	Seg.2	Seg.3	Seg.4	Lap Time	km/h	Local Time
1		35.782	23.662	32.836	2'12.549	212,2	12:48'14.139
2	36.089	35.521	23.333	32.507	2'07.450	216,4	12:50'21.589
3	36.198	35.473	23.740	33.046	2'08.457	212,6	12:52'30.046
4	36.116	35.645	23.179	33.320	2'08.260	208,1	12:54'38.306
5	36.158	35.178	23.207	32.990	2'07.533	204,9	12:56'45.839
6	36.385	35.317	23.196	33.270	2'08.168	211,8	12:58'54.007
7	35.985	35.383	23.162	32.840	2'07.370	214,7	13:01'01.377
8	36.039	35.315	23.598	32.923	2'07.875	212,2	13:03'09.252
9	36.249	35.229	23.617	32.899	2'07.994	207,7	13:05'17.246
10	36.679	39.493	25.988	48.570	2'30.730P	181,5	13:07'47.976

Race Time 21'46.386

RET 41 R. TRAGNI [2'10.536]							
Lap	Seg.1	Seg.2	Seg.3	Seg.4	Lap Time	km/h	Local Time
1		36.238	23.947	33.781	2'15.439	208,9	12:48'17.029
2	37.190	36.696	23.525	33.125	2'10.536	211,8	12:50'27.565
3	36.997	36.418	23.841	33.840	2'11.096	198,9	12:52'38.661
4	37.532	36.429	24.072	34.252	2'12.285	198,5	12:54'50.946
5	37.158	36.360	23.746	43.612	2'20.876P	197,8	12:57'11.822

Race Time 11'10.232

28/09/2024 P = Pits In/Out - C = Lap Time Cancelled

These data/results cannot be reproduced, stored and/or transmitted in whole or in part by any manner of electronic, mechanical, photocopying, recording, broadcasting or otherwise now known or herein after developed without the previous express consent by the copyright owner, except for reproduction in daily press and regular printed publications on sale to the public within 60 days of the event related to those data/results and always provided that copyright symbol appears together as follows below.

© DORNA WSBK ORGANIZATION Srl 2024