

Grand Ridge Brewery Australian Round, 23-25 February 2024

Results Race 2 - Red Flag

Laps 3 = 15,417 Km - Time of Race 5'13.944 - Avg. 176,787 km/h

1 / 2

Pos	Grid	No. Rider	Nat	Team	Bike	Class	LL	Int.	Gap	Rel.	Fastest Lap	Speed	Qualifying	Speed
1	4	1 A. BAUTISTA	ESP	Aruba.it Racing - Ducati	Ducati Panigale V4R		3	II.1			1'29.500	321,4	1'28.700	321,4
2	2	55 A. LOCATELLI	ITA	Pata Prometeon Yamaha	Yamaha YZF R1		3	II.1	0.190	0.190	1'29.638	311,2	1'28.540	316,7
3	10	29 A. IANNONE	ITA	Team GoEleven	Ducati Panigale V4R	IND	3	II.1	0.570	0.380	1'28.660	328,3	1'28.154	321,4
4	8	14 S. LOWES	GBR	ELF Marc VDS Racing Team	Ducati Panigale V4R	IND	3	II	1 Sector	1 Sector	1'29.129	327,3	1'28.676	318,6
5	1	22 A. LOWES	GBR	Kawasaki Racing Team WorldSBK	Kawasaki ZX-10RR		3	II	1 Sector	1.462	1'30.323	321,4	1'28.239	318,6
6	9	21 M. RINALDI	ITA	Team Motocorsa Racing	Ducati Panigale V4R	IND	3	II	1 Sector	0.386	1'30.485	317,6	1'28.784	315,8
7	12	9 D. PETRUCCI	ITA	Barni Spark Racing Team	Ducati Panigale V4R	IND	3	II	1 Sector	0.442	1'30.154	326,3	1'28.903	320,5
8	16	60 M. VAN DER MARK	NED	ROKIT BMW Motorrad WorldSBK Team	BMW M 1000 RR		3	II	1 Sector	0.101	1'29.897	321,4	1'29.127	316,7
9	14	31 G. GERLOFF	USA	Bonovo Action BMW	BMW M 1000 RR		3	II	1 Sector	0.187	1'29.765	330,3	1'29.045	318,6
10	5	11 N. BULEGA	ITA	Aruba.it Racing - Ducati	Ducati Panigale V4R		3	II	1 Sector	0.155	1'30.240	332,3	1'27.916	325,3
11	15	47 A. BASSANI	ITA	Kawasaki Racing Team WorldSBK	Kawasaki ZX-10RR		3	II	1 Sector	0.440	1'30.067	326,3	1'29.118	313,0
12	7	77 D. AEGERTER	SUI	GYTR GRT Yamaha WorldSBK Team	Yamaha YZF R1		3	II	1 Sector	0.196	1'30.131	325,3	1'28.403	314,9
13	13	97 X. VIERGE	ESP	Team HRC	Honda CBR1000 RR-R		3	II	1 Sector	0.257	1'30.117	331,3	1'29.000	327,3
14	18	5 P. OETTL	GER	GMT94 Yamaha	Yamaha YZF R1	IND	3	II	1 Sector	0.580	1'30.278	319,5	1'29.263	309,5
15	19	45 S. REDDING	GBR	Bonovo Action BMW	BMW M 1000 RR		3	II	1 Sector	1.354	1'30.754	320,5	1'29.726	315,8
16	17	28 B. RAY	GBR	Yamaha Motocrossing WorldSBK Team	Yamaha YZF R1	IND	3	II	1 Sector	0.132	1'30.644	320,5	1'29.242	312,1
17	20	53 T. RABAT	ESP	Kawasaki Puccetti Racing	Kawasaki ZX-10RR	IND	3	II	1 Sector	1.095	1'31.336	322,4	1'29.809	318,6
18	21	95 T. MACKENZIE	GBR	PETRONAS MIE Racing Honda	Honda CBR1000 RR-R	IND	3	II	1 Sector	3.428	1'32.344	312,1	1'31.133	306,8
19	22	27 A. NORRODIN	MAS	PETRONAS MIE Racing Honda	Honda CBR1000 RR-R	IND	3	II	1 Sector	0.264	1'32.521	317,6	1'31.888	309,5
20	6	87 R. GARDNER	AUS	GYTR GRT Yamaha WorldSBK Team	Yamaha YZF R1		3	SPD	3 Sectors	2 Sectors	1'30.813	325,3	1'28.604	318,6
-----Not Classified-----														
RET	11	65 J. REA	GBR	Pata Prometeon Yamaha	Yamaha YZF R1			2			1'29.888	324,3	1'28.890	314,0
RET	3	54 T. RAZGATLIOGLU	TUR	ROKIT BMW Motorrad WorldSBK Team	BMW M 1000 RR			1				321,4	1'28.520	320,5

AIR	Humidity:	50%	Temp:	23°C
TRACK	Condition:	Dry	Temp:	37°C

Records	Pole [SP]	2024	N.Bulega	1'27.916	182,015 Km/h
	Race [RC1]	2024	N.Bulega	1'28.564	180,683 Km/h
	All Times [SP]	2024	N.Bulega	1'27.916	182,015 Km/h
	Race Fastest Lap	Lap 3	A.Iannone	1'28.660	180,487 Km/h

Start End The results are provisional until the end of the time limit for protests and appeals and the completion of the technical checks.

25/02/2024 17:15 17:23

These data/results cannot be reproduced, stored and/or transmitted in whole or in part by any manner of electronic, mechanical, photocopying, recording, broadcasting or otherwise now known or herein after developed without the previous express consent by the copyright owner, except for reproduction in daily press and regular printed publications on sale to the public within 60 days of the event related to those data/results and always provided that copyright symbol appears together as follows below.

© DORNA WSBK ORGANIZATION Srl 2024

Grand Ridge Brewery Australian Round, 23-25 February 2024
Results Race 2 - Red Flag

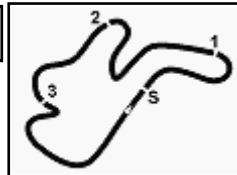
Race Highlights

Time	No. Rider	Description
16.50.00		15 minutes procedure
17.00.00		Sighting Lap Started
17.12.51		Warm Up Lap Started
17.13.06	21 M. RINALDI	Racelink GPS not working
17.15.18		Start
17.17.21		No Jump Starts
17.17.52	54 T. RAZGATLIOGLU	Technical Problem - Turn 9
17.18.26	54 T. RAZGATLIOGLU	Not Actively Competing
17.19.56	65 J. REA	Crashed - Turn 10
17.20.06	87 R. GARDNER	On the Gravel - Re-Joined - Turn 10
17.20.22		RED FLAG
17.20.43	65 J. REA	Not Actively Competing
17.21.30	21 M. RINALDI	Check Racelink GPS before restart
17.23.38		End Of Session

Start End The results are provisional until the end of the time limit for protests and appeals
25/02/2024 17:15 17:23 and the completion of the technical checks.

These data/results cannot be reproduced, stored and/or transmitted in whole or in part by any manner of electronic, mechanical, photocopying, recording, broadcasting or otherwise now known or herein after developed without the previous express consent by the copyright owner, except for reproduction in daily press and regular printed publications on sale to the public within 60 days of the event related to those data/results and always provided that copyright symbol appears together as follows below.

© DORNA WSBK ORGANIZATION Srl 2024



Grand Ridge Brewery Australian Round, 23-25 February 2024

Best Sectors & Speed Race 2 - Red Flag

Phillip Island 4.445 m

RESULTS			LL	Int.	
1	1	A. BAUTISTA	Ducati Panigale V4R	3	11.1
2	55	A. LOCATELLI	Yamaha YZF R1	3	11.1
3	29	A. IANNONE	Ducati Panigale V4R	3	11.1
4	14	S. LOWES	Ducati Panigale V4R	3	11
5	22	A. LOWES	Kawasaki ZX-10RR	3	11
6	21	M. RINALDI	Ducati Panigale V4R	3	11
7	9	D. PETRUCCI	Ducati Panigale V4R	3	11
8	60	M. VAN DER MARK	BMW M 1000 RR	3	11
9	31	G. GERLOFF	BMW M 1000 RR	3	11
10	11	N. BULEGA	Ducati Panigale V4R	3	11
11	47	A. BASSANI	Kawasaki ZX-10RR	3	11
12	77	D. AEGERTER	Yamaha YZF R1	3	11
13	97	X. VIERGE	Honda CBR1000 RR-R	3	11
14	5	P. OETTL	Yamaha YZF R1	3	11
15	45	S. REDDING	BMW M 1000 RR	3	11
16	28	B. RAY	Yamaha YZF R1	3	11
17	53	T. RABAT	Kawasaki ZX-10RR	3	11
18	95	T. MACKENZIE	Honda CBR1000 RR-R	3	11
19	27	A. NORRODIN	Honda CBR1000 RR-R	3	11
20	87	R. GARDNER	Yamaha YZF R1	3	SPD
RET	65	J. REA	Yamaha YZF R1	2	
RET	54	T. RAZGATLIOGLU	BMW M 1000 RR	1	

SPEED				
1	11	N. BULEGA	Ducati Panigale V4R	332,3
2	97	X. VIERGE	Honda CBR1000 RR-R	331,3
3	31	G. GERLOFF	BMW M 1000 RR	330,3
4	29	A. IANNONE	Ducati Panigale V4R	328,3
5	14	S. LOWES	Ducati Panigale V4R	327,3
6	9	D. PETRUCCI	Ducati Panigale V4R	326,3
7	47	A. BASSANI	Kawasaki ZX-10RR	326,3
8	87	R. GARDNER	Yamaha YZF R1	325,3
9	77	D. AEGERTER	Yamaha YZF R1	325,3
10	65	J. REA	Yamaha YZF R1	324,3
11	53	T. RABAT	Kawasaki ZX-10RR	322,4
12	54	T. RAZGATLIOGLU	BMW M 1000 RR	321,4
13	60	M. VAN DER MARK	BMW M 1000 RR	321,4
14	22	A. LOWES	Kawasaki ZX-10RR	321,4
15	1	A. BAUTISTA	Ducati Panigale V4R	321,4
16	45	S. REDDING	BMW M 1000 RR	320,5
17	28	B. RAY	Yamaha YZF R1	320,5
18	5	P. OETTL	Yamaha YZF R1	319,5
19	21	M. RINALDI	Ducati Panigale V4R	317,6
20	27	A. NORRODIN	Honda CBR1000 RR-R	317,6
21	95	T. MACKENZIE	Honda CBR1000 RR-R	312,1
22	55	A. LOCATELLI	Yamaha YZF R1	311,2

SEG. 1	
1	22 A. LOWES 21.156
2	29 A. IANNONE 21.188
3	14 S. LOWES 21.294
4	65 J. REA 21.370
5	1 A. BAUTISTA 21.414
6	60 M. VAN DER MARK 21.458
7	55 A. LOCATELLI 21.464
8	87 R. GARDNER 21.477
9	11 N. BULEGA 21.501
10	31 G. GERLOFF 21.516
11	9 D. PETRUCCI 21.569
12	21 M. RINALDI 21.582
13	77 D. AEGERTER 21.588
14	54 T. RAZGATLIOGLU 21.613
15	5 P. OETTL 21.633
16	97 X. VIERGE 21.647
17	47 A. BASSANI 21.690
18	28 B. RAY 21.708
19	45 S. REDDING 21.796
20	53 T. RABAT 21.861
21	95 T. MACKENZIE 21.863
22	27 A. NORRODIN 21.892

SEG. 2	
1	29 A. IANNONE 25.688
2	54 T. RAZGATLIOGLU 25.756
3	1 A. BAUTISTA 25.771
4	55 A. LOCATELLI 25.781
5	14 S. LOWES 25.784
6	65 J. REA 25.811
7	21 M. RINALDI 25.906
8	97 X. VIERGE 25.926
9	9 D. PETRUCCI 25.940
10	31 G. GERLOFF 25.945
11	87 R. GARDNER 25.949
12	5 P. OETTL 25.970
13	60 M. VAN DER MARK 25.985
14	47 A. BASSANI 26.009
15	45 S. REDDING 26.047
16	11 N. BULEGA 26.056
17	22 A. LOWES 26.058
18	77 D. AEGERTER 26.131
19	28 B. RAY 26.151
20	53 T. RABAT 26.354
21	95 T. MACKENZIE 26.525
22	27 A. NORRODIN 26.549

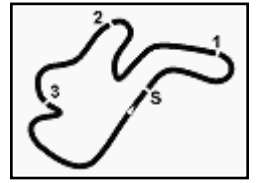
SEG. 3	
1	22 A. LOWES 17.003
2	29 A. IANNONE 17.050
3	87 R. GARDNER 17.053
4	65 J. REA 17.057
5	21 M. RINALDI 17.067
6	14 S. LOWES 17.072
7	55 A. LOCATELLI 17.096
8	1 A. BAUTISTA 17.113
9	54 T. RAZGATLIOGLU 17.135
10	47 A. BASSANI 17.140
11	77 D. AEGERTER 17.156
12	9 D. PETRUCCI 17.156
13	31 G. GERLOFF 17.186
14	11 N. BULEGA 17.212
15	5 P. OETTL 17.227
16	60 M. VAN DER MARK 17.236
17	97 X. VIERGE 17.318
18	28 B. RAY 17.349
19	45 S. REDDING 17.444
20	53 T. RABAT 17.531
21	95 T. MACKENZIE 17.570
22	27 A. NORRODIN 17.616

SEG. 4	
1	29 A. IANNONE 24.734
2	1 A. BAUTISTA 24.884
3	14 S. LOWES 24.907
4	31 G. GERLOFF 24.956
5	11 N. BULEGA 24.989
6	47 A. BASSANI 24.993
7	60 M. VAN DER MARK 25.003
8	21 M. RINALDI 25.013
9	97 X. VIERGE 25.021
10	54 T. RAZGATLIOGLU 25.028
11	65 J. REA 25.029
12	55 A. LOCATELLI 25.044
13	28 B. RAY 25.053
14	22 A. LOWES 25.060
15	9 D. PETRUCCI 25.080
16	5 P. OETTL 25.159
17	87 R. GARDNER 25.163
18	53 T. RABAT 25.168
19	77 D. AEGERTER 25.173
20	45 S. REDDING 25.178
21	95 T. MACKENZIE 25.337
22	27 A. NORRODIN 25.417

25/02/2024

These data/results cannot be reproduced, stored and/or transmitted in whole or in part by any manner of electronic, mechanical, photocopying, recording, broadcasting or otherwise now known or herein after developed without the previous express consent by the copyright owner, except for reproduction in daily press and regular printed publications on sale to the public within 60 days of the event related to those data/results and always provided that copyright symbol appears together as follows below.

© DORNA WSBK ORGANIZATION Srl 2024



Phillip Island 4.445 m

Grand Ridge Brewery Australian Round, 23-25 February 2024
Lap Chart Race 2 - Red Flag

	Lap		
	1	2	3
1	55	55	55
2	22	1	1
3	1	14	14
4	54	65	29
5	21	21	21
6	87	29	22
7	14	22	9
8	29	87	60
9	65	9	31
10	11	60	11
11	9	11	77
12	60	31	47
13	77	77	97
14	31	47	5
15	47	97	45
16	97	5	28
17	5	45	53
18	45	28	27
19	28	53	95
20	53	95	87
21	95	27	
22	27		

25/02/2024

These data/results cannot be reproduced, stored and/or transmitted in whole or in part by any manner of electronic, mechanical, photocopying, recording, broadcasting or otherwise now known or herein after developed without the previous express consent by the copyright owner, except for reproduction in daily press and regular printed publications on sale to the public within 60 days of the event related to those data/results and always provided that copyright symbol appears together as follows below.

© DORNA WSBK ORGANIZATION Srl 2024

Grand Ridge Brewery Australian Round, 23-25 February 2024
Lap Chart Race 2 - Red Flag

2 / 3

Lap 1

1	55	A.Locatelli	1'35.021
2	22	A.Lowes	0.180
3	1	A.Bautista	0.296
4	54	T.Razgatioglu	0.593
5	21	M.Rinaldi	0.790
6	87	R.Gardner	0.870
7	14	S.Lowes	0.922
8	29	A.Iannone	1.303
9	65	J.Rea	1.379
10	11	N.Bulega	1.498
11	9	D.Petrucci	1.687
12	60	M.van der Mark	1.778
13	77	D.Aegerter	2.144
14	31	G.Gerloff	2.240
15	47	A.Bassani	2.301
16	97	X.Vierge	2.589
17	5	P.Oetli	2.891
18	45	S.Redding	3.193
19	28	B.Ray	3.442
20	53	T.Rabat	3.668
21	95	T.Mackenzie	3.874
22	27	A.Norrodin	4.293

Lap 2

1	55	A.Locatelli	3'04.659
2	1	A.Bautista	0.158
3	14	S.Lowes	1.184
4	65	J.Rea	1.629
5	21	M.Rinaldi	1.637
6	29	A.Iannone	1.733
7	22	A.Lowes	1.850
8	87	R.Gardner	2.045
9	9	D.Petrucci	2.434
10	60	M.van der Mark	2.721
11	11	N.Bulega	2.859
12	31	G.Gerloff	3.049
13	77	D.Aegerter	3.210
14	47	A.Bassani	3.283
15	97	X.Vierge	3.729
16	5	P.Oetli	4.162
17	45	S.Redding	4.757
18	28	B.Ray	4.949
19	53	T.Rabat	5.366
20	95	T.Mackenzie	6.580
21	27	A.Norrodin	7.176

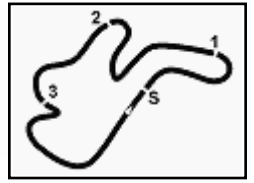
Lap 3

1	55	A.Locatelli	4'34.310
2	1	A.Bautista	0.027
3	14	S.Lowes	0.662
4	29	A.Iannone	0.742
5	21	M.Rinaldi	2.482
6	22	A.Lowes	2.522
7	9	D.Petrucci	2.937
8	60	M.van der Mark	2.967
9	31	G.Gerloff	3.163
10	11	N.Bulega	3.448
11	77	D.Aegerter	3.690
12	47	A.Bassani	3.699
13	97	X.Vierge	4.195
14	5	P.Oetli	4.789
15	45	S.Redding	5.860
16	28	B.Ray	5.942
17	53	T.Rabat	7.105
18	27	A.Norrodin	10.330
19	95	T.Mackenzie	10.410
20	87	R.Gardner	11.231

25/02/2024

These data/results cannot be reproduced, stored and/or transmitted in whole or in part by any manner of electronic, mechanical, photocopying, recording, broadcasting or otherwise now known or herein after developed without the previous express consent by the copyright owner, except for reproduction in daily press and regular printed publications on sale to the public within 60 days of the event related to those data/results and always provided that copyright symbol appears together as follows below.

© DORNA WSBK ORGANIZATION Srl 2024



Race Pace Comparison

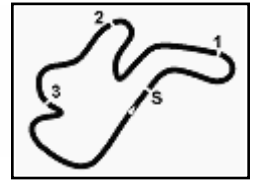
	14 SLo	22 ALo	21 Rin	9 Pet	60 vdM	31 Ger	11 Bul	47 Bas	77 Aeg	97 Vie	5 Det	45 Red	28 Ray	87 Gar
1	1'35.943	1'35.201	1'35.811	1'36.708	1'36.799	1'37.261	1'36.519	1'37.322	1'37.165	1'37.610	1'37.912	1'38.214	1'38.463	1'35.891
2	1'29.900	1'31.308	1'30.485	1'30.385	1'30.581	1'30.447	1'30.999	1'30.620	1'30.704	1'30.778	1'30.909	1'31.202	1'31.145	1'30.813
3	1'29.129	1'30.323	1'30.496	1'30.154	1'29.897	1'29.765	1'30.240	1'30.067	1'30.131	1'30.117	1'30.278	1'30.754	1'30.644	1'38.837

	1 Bau	55 Loc	29 Ian	53 Rab	95 Mac	27 Nor	65 Rea	54 Raz
1	1'35.317	1'35.021	1'36.324	1'38.689	1'38.895	1'39.314	1'36.400	1'35.614
2	1'29.500	1'29.638	1'30.068	1'31.336	1'32.344	1'32.521	1'29.888	
3	1'29.520	1'29.651	1'28.660	1'31.390	1'33.481	1'32.805		

25/02/2024

These data/results cannot be reproduced, stored and/or transmitted in whole or in part by any manner of electronic, mechanical, photocopying, recording, broadcasting or otherwise now known or herein after developed without the previous express consent by the copyright owner, except for reproduction in daily press and regular printed publications on sale to the public within 60 days of the event related to those data/results and always provided that copyright symbol appears together as follows below.

© DORNA WSBK ORGANIZATION Srl 2024



Grand Ridge Brewery Australian Round, 23-25 February 2024
Chronological Analysis Race 2 - Red Flag

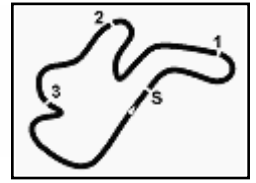
Start at 17:15:07417

1° 1 A. BAUTISTA (1'29.500)								11° 47 A. BASSANI (1'30.067)							
Lap	Seg1	Seg2	Seg3	Seg4	Lap Time	km/h	Local Time	Lap	Seg1	Seg2	Seg3	Seg4	Lap Time	km/h	Local Time
1		26.101	17.207	24.900	1'35.317		17:16'42.734	1		26.611	17.140	25.099	1'37.322		17:16'44.739
2	21.655	25.771	17.113	24.961	1'29.500	321,4	17:18'12.234	2	21.740	26.134	17.650	25.096	1'30.620	316,7	17:18'15.359
3	21.530	25.844	17.262	24.884	1'29.520	320,5	17:19'41.754	3	21.777	26.009	17.288	24.993	1'30.067	326,3	17:19'45.426
Last Passing Point I1.1 at 17:20'21.361								Last Passing Point I1 at 17:20'07.116							
2° 55 A. LOCATELLI (1'29.638)								12° 77 D. AEGERTER (1'30.131)							
Lap	Seg1	Seg2	Seg3	Seg4	Lap Time	km/h	Local Time	Lap	Seg1	Seg2	Seg3	Seg4	Lap Time	km/h	Local Time
1		25.975	17.096	25.071	1'35.021		17:16'42.438	1		26.700	17.156	25.216	1'37.165		17:16'44.582
2	21.561	25.822	17.135	25.120	1'29.638	310,3	17:18'12.076	2	21.743	26.180	17.602	25.179	1'30.704	325,3	17:18'15.286
3	21.464	25.781	17.362	25.044	1'29.651	311,2	17:19'41.727	3	21.588	26.131	17.239	25.173	1'30.131	324,3	17:19'45.417
Last Passing Point I1.1 at 17:20'21.551								Last Passing Point I1 at 17:20'07.312							
3° 29 A. IANNONE (1'28.660)								13° 97 X. VIERGE (1'30.117)							
Lap	Seg1	Seg2	Seg3	Seg4	Lap Time	km/h	Local Time	Lap	Seg1	Seg2	Seg3	Seg4	Lap Time	km/h	Local Time
1		26.286	17.122	25.164	1'36.324		17:16'43.741	1		26.821	17.318	25.041	1'37.610		17:16'45.027
2	21.558	26.174	17.405	24.931	1'30.068	323,4	17:18'13.809	2	21.779	26.045	17.933	25.021	1'30.778	331,3	17:18'15.805
3	21.188	25.688	17.050	24.734	1'28.660	323,4	17:19'42.469	3	21.730	25.926	17.374	25.087	1'30.117	328,3	17:19'45.922
Last Passing Point I1.1 at 17:20'21.931								Last Passing Point I1 at 17:20'07.569							
4° 14 S. LOWES (1'29.129)								14° 5 P. OETTL (1'30.278)							
Lap	Seg1	Seg2	Seg3	Seg4	Lap Time	km/h	Local Time	Lap	Seg1	Seg2	Seg3	Seg4	Lap Time	km/h	Local Time
1		26.389	17.152	24.907	1'35.943		17:16'43.360	1		26.983	17.348	25.159	1'37.912		17:16'45.329
2	21.577	26.091	17.297	24.935	1'29.900	327,3	17:18'13.260	2	21.692	26.160	17.868	25.189	1'30.909	319,5	17:18'16.238
3	21.294	25.784	17.072	24.979	1'29.129	316,7	17:19'42.389	3	21.696	25.970	17.227	25.385	1'30.278	317,6	17:19'46.516
Last Passing Point I1 at 17:20'03.943								Last Passing Point I1 at 17:20'08.149							
5° 22 A. LOWES (1'30.323)								15° 45 S. REDDING (1'30.754)							
Lap	Seg1	Seg2	Seg3	Seg4	Lap Time	km/h	Local Time	Lap	Seg1	Seg2	Seg3	Seg4	Lap Time	km/h	Local Time
1		26.128	17.028	25.060	1'35.201		17:16'42.618	1		26.937	17.444	25.199	1'38.214		17:16'45.631
2	21.923	26.058	18.240	25.087	1'31.308	311,2	17:18'13.926	2	21.934	26.099	17.991	25.178	1'31.202	320,5	17:18'16.833
3	21.851	26.081	17.003	25.388	1'30.323	316,7	17:19'44.249	3	21.796	26.047	17.451	25.460	1'30.754	320,5	17:19'47.587
Last Passing Point I1 at 17:20'05.405								Last Passing Point I1 at 17:20'09.503							
6° 21 M. RINALDI (1'30.485)								16° 28 B. RAY (1'30.644)							
Lap	Seg1	Seg2	Seg3	Seg4	Lap Time	km/h	Local Time	Lap	Seg1	Seg2	Seg3	Seg4	Lap Time	km/h	Local Time
1		26.196	17.185	25.013	1'35.811		17:16'43.228	1		26.966	17.415	25.310	1'38.463		17:16'45.880
2	21.662	25.906	17.782	25.135	1'30.485	317,6	17:18'13.713	2	21.826	26.207	18.059	25.053	1'31.145	318,6	17:18'17.025
3	21.743	25.912	17.067	25.774	1'30.496	314,9	17:19'44.209	3	21.708	26.151	17.349	25.436	1'30.644	320,5	17:19'47.669
Last Passing Point I1 at 17:20'05.791								Last Passing Point I1 at 17:20'09.635							
7° 9 D. PETRUCCI (1'30.154)								17° 53 T. RABAT (1'31.336)							
Lap	Seg1	Seg2	Seg3	Seg4	Lap Time	km/h	Local Time	Lap	Seg1	Seg2	Seg3	Seg4	Lap Time	km/h	Local Time
1		26.438	17.166	25.080	1'36.708		17:16'44.125	1		26.999	17.531	25.244	1'38.689		17:16'46.106
2	21.621	26.093	17.566	25.105	1'30.385	326,3	17:18'14.510	2	21.995	26.354	17.819	25.168	1'31.336	305,9	17:18'17.442
3	21.603	25.940	17.156	25.455	1'30.154	326,3	17:19'44.664	3	21.861	26.630	17.544	25.355	1'31.390	322,4	17:19'48.832
Last Passing Point I1 at 17:20'06.233								Last Passing Point I1 at 17:20'10.730							
8° 60 M. VAN DER MARK (1'29.897)								18° 95 T. MACKENZIE (1'32.344)							
Lap	Seg1	Seg2	Seg3	Seg4	Lap Time	km/h	Local Time	Lap	Seg1	Seg2	Seg3	Seg4	Lap Time	km/h	Local Time
1		26.415	17.236	25.003	1'36.799		17:16'44.216	1		27.018	17.570	25.344	1'38.895		17:16'46.312
2	21.586	26.193	17.647	25.155	1'30.581	317,6	17:18'14.797	2	21.863	26.525	18.619	25.337	1'32.344	299,2	17:18'18.656
3	21.458	25.985	17.267	25.187	1'29.897	321,4	17:19'44.694	3	22.334	27.186	17.859	26.102	1'33.481	312,1	17:19'52.137
Last Passing Point I1 at 17:20'06.334								Last Passing Point I1 at 17:20'14.158							
9° 31 G. GERLOFF (1'29.765)								19° 27 A. NORRODIN (1'32.521)							
Lap	Seg1	Seg2	Seg3	Seg4	Lap Time	km/h	Local Time	Lap	Seg1	Seg2	Seg3	Seg4	Lap Time	km/h	Local Time
1		26.640	17.186	25.158	1'37.261		17:16'44.678	1		27.177	17.616	25.417	1'39.314		17:16'46.731
2	21.516	26.014	17.643	25.274	1'30.447	330,3	17:18'15.125	2	21.892	26.549	18.448	25.632	1'32.521	317,6	17:18'19.252
3	21.567	25.945	17.297	24.956	1'29.765	327,3	17:19'44.890	3	21.894	26.787	17.969	26.155	1'32.805	313,0	17:19'52.057
Last Passing Point I1 at 17:20'06.521								Last Passing Point I1 at 17:20'14.422							
10° 11 N. BULEGA (1'30.240)								20° 87 R. GARDNER (1'30.813)							
Lap	Seg1	Seg2	Seg3	Seg4	Lap Time	km/h	Local Time	Lap	Seg1	Seg2	Seg3	Seg4	Lap Time	km/h	Local Time
1		26.434	17.212	24.989	1'36.519		17:16'43.936	1		26.177	17.177	25.163	1'35.891		17:16'43.308
2	21.672	26.056	17.918	25.353	1'30.999	324,3	17:18'14.935	2	21.477	26.399	17.728	25.209	1'30.813	325,3	17:18'14.121
3	21.591	26.260	17.359	25.030	1'30.240	321,4	17:19'45.175	3	21.575	25.949	17.053	34.260	1'38.837	321,4	17:19'52.958
Last Passing Point I1 at 17:20'06.676								Last Passing Point SPD at 17:19'57.974							

25/02/2024 P = Pits In/Out - C = Lap Time Cancelled

These data/results cannot be reproduced, stored and/or transmitted in whole or in part by any manner of electronic, mechanical, photocopying, recording, broadcasting or otherwise now known or herein after developed without the previous express consent by the copyright owner, except for reproduction in daily press and regular printed publications on sale to the public within 60 days of the event related to those data/results and always provided that copyright symbol appears together as follows below.

© DORNA WSBK ORGANIZATION Srl 2024



Grand Ridge Brewery Australian Round, 23-25 February 2024
Chronological Analysis Race 2 - Red Flag

Start at 17:15:07417

RET								65 J. REA [1'29.888]	
Lap	Seg.1	Seg.2	Seg.3	Seg.4	Lap Time	km/h	Local Time		
1		26.230	17.177	25.029	1'36.400		17:16'43.817		
2	21.370	26.076	17.338	25.104	1'29.888	324,3	17:18'13.705		
Last Passing Point I3.1 at 17:19'23.970									

RET								54 T. RAZGATLIOGLU	
Lap	Seg.1	Seg.2	Seg.3	Seg.4	Lap Time	km/h	Local Time		
1		26.226	17.135	25.028	1'35.614		17:16'43.031		
Last Passing Point I2 at 17:17'30.400									

25/02/2024

P = Pits In/Dut - C = Lap Time Cancelled

These data/results cannot be reproduced, stored and/or transmitted in whole or in part by any manner of electronic, mechanical, photocopying, recording, broadcasting or otherwise now known or herein after developed without the previous express consent by the copyright owner, except for reproduction in daily press and regular printed publications on sale to the public within 60 days of the event related to those data/results and always provided that copyright symbol appears together as follows below.

© DORNA WSBK ORGANIZATION Srl 2024

Grand Ridge Brewery Australian Round, 23-25 February 2024

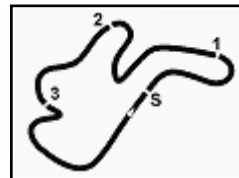
Fastest Laps Race 2 - Red Flag

	No.	Rider	Nat	Team	Bike	Class	Lap	Time	Gap
1	29	A. IANNONE	ITA	Team GoEleven	Ducati Panigale V4R	IND	3	1'28.660	
2	14	S. LOWES	GBR	ELF Marc VDS Racing Team	Ducati Panigale V4R	IND	3	1'29.129	0.469
3	1	A. BAUTISTA	ESP	Aruba.it Racing - Ducati	Ducati Panigale V4R		2	1'29.500	0.840
4	55	A. LOCATELLI	ITA	Pata Prometeon Yamaha	Yamaha YZF R1		2	1'29.638	0.978
5	31	G. GERLOFF	USA	Bonovo Action BMW	BMW M 1000 RR		3	1'29.765	1.105
6	65	J. REA	GBR	Pata Prometeon Yamaha	Yamaha YZF R1		2	1'29.888	1.228
7	60	M. VAN DER MARK	NED	ROKIT BMW Motorrad WorldSBK Team	BMW M 1000 RR		3	1'29.897	1.237
8	47	A. BASSANI	ITA	Kawasaki Racing Team WorldSBK	Kawasaki ZX-10RR		3	1'30.067	1.407
9	97	X. VIERGE	ESP	Team HRC	Honda CBR1000 RR-R		3	1'30.117	1.457
10	77	D. AEGERTER	SUI	GYTR GRT Yamaha WorldSBK Team	Yamaha YZF R1		3	1'30.131	1.471
11	9	D. PETRUCCI	ITA	Barni Spark Racing Team	Ducati Panigale V4R	IND	3	1'30.154	1.494
12	11	N. BULEGA	ITA	Aruba.it Racing - Ducati	Ducati Panigale V4R		3	1'30.240	1.580
13	5	P. OETTL	GER	GMT94 Yamaha	Yamaha YZF R1	IND	3	1'30.278	1.618
14	22	A. LOWES	GBR	Kawasaki Racing Team WorldSBK	Kawasaki ZX-10RR		3	1'30.323	1.663
15	21	M. RINALDI	ITA	Team Motocorsa Racing	Ducati Panigale V4R	IND	2	1'30.485	1.825
16	28	B. RAY	GBR	Yamaha Motoxrcing WorldSBK Team	Yamaha YZF R1	IND	3	1'30.644	1.984
17	45	S. REDDING	GBR	Bonovo Action BMW	BMW M 1000 RR		3	1'30.754	2.094
18	87	R. GARDNER	AUS	GYTR GRT Yamaha WorldSBK Team	Yamaha YZF R1		2	1'30.813	2.153
19	53	T. RABAT	ESP	Kawasaki Puccetti Racing	Kawasaki ZX-10RR	IND	2	1'31.336	2.676
20	95	T. MACKENZIE	GBR	PETRONAS MIE Racing Honda	Honda CBR1000 RR-R	IND	2	1'32.344	3.684
21	27	A. NORRODIN	MAS	PETRONAS MIE Racing Honda	Honda CBR1000 RR-R	IND	2	1'32.521	3.861

25/02/2024

These data/results cannot be reproduced, stored and/or transmitted in whole or in part by any manner of electronic, mechanical, photocopying, recording, broadcasting or otherwise now known or herein after developed without the previous express consent by the copyright owner, except for reproduction in daily press and regular printed publications on sale to the public within 60 days of the event related to those data/results and always provided that copyright symbol appears together as follows below.

© DORNA WSBK ORGANIZATION Srl 2024



Phillip Island 4.445 m

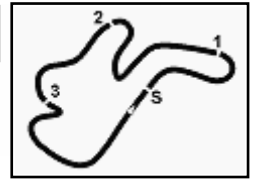
Grand Ridge Brewery Australian Round, 23-25 February 2024

Starting Grid - Race 2 ReStart (11 Laps x 4,445 km = 48,895 km)

1	1	1 BAUTISTA A. Ducati	2	55 LOCATELLI A. Yamaha	3	29 IANNONE A. Ducati
2	4	14 LOWES S. Ducati	5	22 LOWES A. Kawasaki	6	21 RINALDI M. Ducati
3	7	9 PETRUCCI D. Ducati	8	60 VAN DER MARK M. BMW	9	31 GERLOFF G. BMW
4	10	11 BULEGAN N. Ducati	11	47 BASSANI A. Kawasaki	12	77 AEGERTER D. Yamaha
5	13	97 VIERGE X. Honda	14	5 OETTL P. Yamaha	15	45 REDDING S. BMW
6	16	28 RAY B. Yamaha	17	53 RABAT T. Kawasaki	18	95 MACKENZIE T. Honda
7	19	27 NORRODIN A. Honda	20	87 GARDNER R. Yamaha		

25/02/2024 The Race Director

These data/results cannot be reproduced, stored and/or transmitted in whole or in part by any manner of electronic, mechanical, photocopying, recording, broadcasting or otherwise now known or herein after developed without the previous express consent by the copyright owner, except for reproduction in daily press and regular printed publications on sale to the public within 60 days of the event related to those data/results and always provided that copyright symbol appears together as follows below. © DORNA WSBK ORGANIZATION Srl 2024




Phillip Island 4.445 m

Grand Ridge Brewery Australian Round, 23-25 February 2024


Weather Report Race 2 - Red Flag

Session started 17:15 - Session ended 17:23


Air Temperature



Track Temperature




Air Pressure



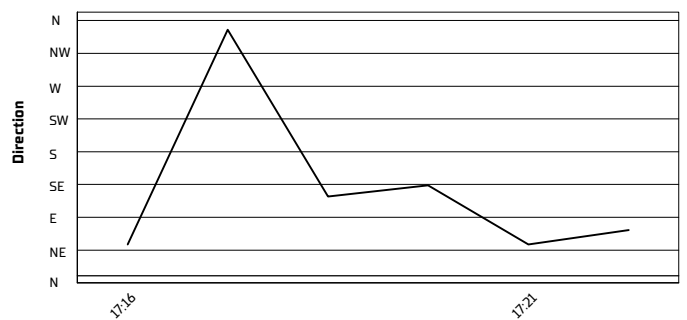
Humidity



Wind Speed



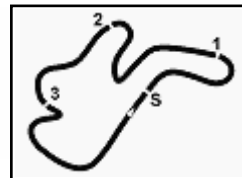
Wind Direction



25/02/2024

These data/results cannot be reproduced, stored and/or transmitted in whole or in part by any manner of electronic, mechanical, photocopying, recording, broadcasting or otherwise now known or herein after developed without the previous express consent by the copyright owner, except for reproduction in daily press and regular printed publications on sale to the public within 60 days of the event related to those data/results and always provided that copyright symbol appears together as follows below.

© DORNA WSBK ORGANIZATION Srl 2024



Grand Ridge Brewery Australian Round, 23-25 February 2024

Starting Grid - Race 2 ReStart (11 Laps x 4,445 km = 48,895 km)

1	1	1 BAUTISTA A. Ducati	2	55 LOCATELLI A. Yamaha	3	29 IANNONE A. Ducati
2	4	14 LOWES S. Ducati	5	22 LOWES A. Kawasaki	6	21 RINALDI M. Ducati
3	7	9 PETRUCCI D. Ducati	8	60 VAN DER MARK M. BMW	9	31 GERLOFF G. BMW
4	10	11 BULEGAN N. Ducati	11	47 BASSANI A. Kawasaki	12	77 AEGERTER D. Yamaha
5	13	97 VIERGE X. Honda	14	5 OETTL P. Yamaha	15	45 REDDING S. BMW
6	16	28 RAY B. Yamaha	17	53 RABAT T. Kawasaki	18	95 MACKENZIE T. Honda
7	19	27 NORRODIN A. Honda	20	87 GARDNER R. Yamaha		

25/02/2024 The Race Director

These data/results cannot be reproduced, stored and/or transmitted in whole or in part by any manner of electronic, mechanical, photocopying, recording, broadcasting or otherwise now known or herein after developed without the previous express consent by the copyright owner, except for reproduction in daily press and regular printed publications on sale to the public within 60 days of the event related to those data/results and always provided that copyright symbol appears together as follows below. © DORNA WSBK ORGANIZATION Srl 2024