

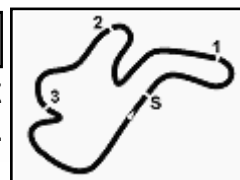
PHILLIP ISLAND GP CIRCUIT				
TRACK LENGTH:		4,445km	2,762 mi	
Loop	ID	OC	GPS	
		ms	LAT	LON
Pit In	3	15	38,49871 S	145,23126 E
Pit Out	18	90	38,50343 S	145,23263 E
Speed	20	100	38,50489 S	145,23312 E
FL.1	41	205	38,50877 S	145,23216 E
I1	22	110	38,51019 S	145,23316 E
I1.1	42	210	38,50568 S	145,23667 E
I2	24	120	38,50535 S	145,23818 E
I3	26	130	38,49900 S	145,23575 E
I3.1	43	215	38,49852 S	145,23486 E
FL	30	150	38,50262 S	145,23214 E

LLP = Long Lap Penalty
PS = Practice Start board

Grand Ridge Brewery Australian Round, 23–25 February 2024

Biographical Entry List

No.	Rider (Abbreviation)	Age	Date of Birth	Place of Birth	Nat	Bike Team	Wins 2024	Podiums 2024	Pole 2024	Races 2024	Tyres	Class
1	1 BAUTISTA Alvaro (Bau)	39	21/11/1984	Talavera de la Reina	ESP	Ducati Panigale V4R Arubait Racing - Ducati	59	89	10	169	Pirelli	
2	5 OETTL Philipp (Det)	27	03/05/1996	Bad Reichenhall	GER	Yamaha YZF R1 GMT94 Yamaha				68	Pirelli	IND
3	7 LECUONA Iker (Lec)	24	06/01/2000	Valencia	ESP	Honda CBR1000 RR-R Team HRC		1	1	65	Pirelli	
4	9 PETRUCCI Danilo (Pet)	33	24/10/1990	Terni	ITA	Ducati Panigale V4R Barni Spark Racing Team		3		36	Pirelli	IND
5	11 BULEGA Nicolo (Bul)	24	16/10/1999	Montecchio Emilia	ITA	Ducati Panigale V4R Arubait Racing - Ducati					Pirelli	
6	14 LOWES Sam (SLo)	33	14/09/1990	Lincoln	GBR	Ducati Panigale V4R ELF Marc VDS Racing Team					Pirelli	IND
7	21 RINALDI Michael Ruben (Rin)	28	21/12/1995	Rimini	ITA	Ducati Panigale V4R Team Motocorsa Racing	5	23		186	Pirelli	IND
8	22 LOWES Alex (ALo)	33	14/09/1990	Lincoln	GBR	Kawasaki ZX-10RR Kawasaki Racing Team WorldSBK	2	34	1	285	Pirelli	
9	27 NORRODIN Adam (Nor)	25	13/06/1998	Malesia	MAS	Honda CBR1000 RR-R PETRONAS MIE Racing Honda					Pirelli	IND
10	28 RAY Bradley (Ray)	26	16/05/1997	Lydd	GBR	Yamaha YZF R1 Yamaha Motoxracing WorldSBK Team				26	Pirelli	IND
11	29 IANNONE Andrea (Ian)	34	09/08/1989	Vasto	ITA	Ducati Panigale V4R Team GoEleven					Pirelli	IND
12	31 GERLOFF Garrett (Ger)	28	01/08/1995	Spring	USA	BMW M 1000 RR Bonovo Action BMW		6	1	128	Pirelli	
13	45 REDDING Scott (Red)	31	04/01/1993	Gloucester	GBR	BMW M 1000 RR Bonovo Action BMW	12	40	2	133	Pirelli	
14	47 BASSANI Axel (Bas)	24	24/07/1999	Feltre	ITA	Kawasaki ZX-10RR Kawasaki Racing Team WorldSBK		6		109	Pirelli	
15	53 RABAT Tito (Rab)	34	25/05/1989	Barcelona	ESP	Kawasaki ZX-10RR Kawasaki Puccetti Racing				56	Pirelli	IND
16	54 RAZGATLIOGLU Toprak (Raz)	27	16/10/1996	Alanya	TUR	BMW M 1000 RR ROKIT BMW Motorrad WorldSBK Team	39	115	12	192	Pirelli	
17	55 LOCATELLI Andrea (Loc)	27	16/10/1996	Alzano Lombardo	ITA	Yamaha YZF R1 Pata Prometeon Yamaha		14		109	Pirelli	
18	60 VAN DER MARK Michael (vdM)	31	26/10/1992	Gouda	NED	BMW M 1000 RR ROKIT BMW Motorrad WorldSBK Team	5	40	1	243	Pirelli	
19	65 REA Jonathan (Rea)	37	02/02/1987	Ballymena	GBR	Yamaha YZF R1 Pata Prometeon Yamaha	119	263	43	413	Pirelli	
20	77 AEGERTER Dominique (Aeg)	33	30/09/1990	Röthenbach Im Emmental Be	SUI	Yamaha YZF R1 GYTR GRT Yamaha WorldSBK Team		2		36	Pirelli	
21	87 GARDNER Remy (Gar)	25	24/02/1998	Randwick	AUS	Yamaha YZF R1 GYTR GRT Yamaha WorldSBK Team				35	Pirelli	
22	95 MACKENZIE Tarran (Mac)	28	29/10/1995	Stirling	GBR	Honda CBR1000 RR-R PETRONAS MIE Racing Honda				3	Pirelli	IND
23	97 VIERGE Xavi (Vie)	26	30/04/1997	Barcelona	ESP	Honda CBR1000 RR-R Team HRC		1		72	Pirelli	



No.	Rider	Nat	Team	Bike	Class	Time	Gap	Rel.	Laps	Speed	
										Avg	Max
1	55 A. LOCATELLI	ITA	Pata Prometeon Yamaha	Yamaha YZF R1		1'29.197			4	179,401	314,0
2	22 A. LOWES	GBR	Kawasaki Racing Team WorldSBK	Kawasaki ZX-10RR		1'29.303	0.106	0.106	4	179,188	321,4
3	14 S. LOWES	GBR	ELF Marc VDS Racing Team	Ducati Panigale V4R	IND	1'29.717	0.520	0.414	7	178,361	314,0
4	87 R. GARDNER	AUS	GYTR GRT Yamaha WorldSBK Team	Yamaha YZF R1		1'29.755	0.558	0.038	8	178,285	315,8
5	29 A. IANNONE	ITA	Team GoEleven	Ducati Panigale V4R	IND	1'29.885	0.688	0.130	10	178,027	321,4
6	21 M. RINALDI	ITA	Team Motocorsa Racing	Ducati Panigale V4R	IND	1'29.924	0.727	0.039	7	177,950	312,1
7	11 N. BULEGA	ITA	Aruba.it Racing - Ducati	Ducati Panigale V4R		1'29.949	0.752	0.025	8	177,901	318,6
8	1 A. BAUTISTA	ESP	Aruba.it Racing - Ducati	Ducati Panigale V4R		1'30.034	0.837	0.085	7	177,733	319,5
9	77 D. AEGERTER	SUI	GYTR GRT Yamaha WorldSBK Team	Yamaha YZF R1		1'30.350	1.153	0.316	9	177,111	315,8
10	54 T. RAZGATLIOGLU	TUR	ROKIT BMW Motorrad WorldSBK Team	BMW M1000 RR		1'30.354	1.157	0.004	5	177,103	324,3
11	9 D. PETRUCCI	ITA	Barni Spark Racing Team	Ducati Panigale V4R	IND	1'30.455	1.258	0.101	8	176,906	320,5
12	65 J. REA	GBR	Pata Prometeon Yamaha	Yamaha YZF R1		1'30.495	1.298	0.040	6	176,827	306,8
13	5 P. OETTL	GER	GMT94 Yamaha	Yamaha YZF R1	IND	1'30.752	1.555	0.257	11	176,327	311,2
14	60 M. VAN DER MARK	NED	ROKIT BMW Motorrad WorldSBK Team	BMW M1000 RR		1'30.808	1.611	0.056	6	176,218	314,9
15	45 S. REDDING	GBR	Bonovo Action BMW	BMW M1000 RR		1'30.896	1.699	0.088	5	176,047	314,0
16	97 X. VERGÈ	ESP	Team HRC	Honda CBR1000 RR-R		1'31.004	1.807	0.108	5	175,838	318,6
17	47 A. BASSANI	ITA	Kawasaki Racing Team WorldSBK	Kawasaki ZX-10RR		1'31.030	1.833	0.026	3	175,788	311,2
18	31 G. GERLOFF	USA	Bonovo Action BMW	BMW M1000 RR		1'31.437	2.240	0.407	7	175,006	315,8
19	28 B. RAY	GBR	Yamaha Motoxrcing WorldSBK Team	Yamaha YZF R1	IND	1'31.443	2.246	0.006	7	174,994	313,0
20	7 I. LECUONA	ESP	Team HRC	Honda CBR1000 RR-R		1'31.682	2.485	0.239	6	174,538	315,8
21	53 T. RABAT	ESP	Kawasaki Puccetti Racing	Kawasaki ZX-10RR	IND	1'32.404	3.207	0.722	9	173,174	319,5
22	95 T. MACKENZIE	GBR	PETRONAS MIE Racing Honda	Honda CBR1000 RR-R	IND	1'32.416	3.219	0.012	8	173,152	305,1
Out 105% in this Session											
23	27 A. NORRODIN	MAS	PETRONAS MIE Racing Honda	Honda CBR1000 RR-R	IND	1'33.862	4.665	1.446	10	170,484	300,0

Qualifying Lap Time [105% of 1'29.197]: **1'33.657**

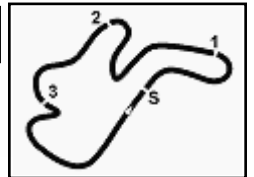
AIR	Humidity:	66%	Temp:	17°C
TRACK	Condition:	Dry	Temp:	25°C

Records	Pole	(SP)	2020 T.Sykes	1'29.230	179,330	Km/h
	Race	(SPRC)	2019 J.Rea	1'30.075	177,650	Km/h
	All Times	(SP)	2020 T.Sykes	1'29.230	179,330	Km/h

Start 11:20 End 12:07 The results are provisional until the end of the time limit for protests and appeals and the completion of the technical checks.

These data/results cannot be reproduced, stored and/or transmitted in whole or in part by any manner of electronic, mechanical, photocopying, recording, broadcasting or otherwise now known or herein after developed without the previous express consent by the copyright owner, except for reproduction in daily press and regular printed publications on sale to the public within 60 days of the event related to those data/results and always provided that copyright symbol appears together as follows below.

© DORNA WSBK ORGANIZATION Srl 2024



Grand Ridge Brewery Australian Round, 23-25 February 2024

Results Free Practice 1st Session

Session Highlights

Local Time	No. Rider	Description
11.20.00		Start
11.20.04		WorldSBK Pit Intervention Time: 1min 3secs
11.21.04		DROPS of RAIN in Sector 4
11.21.13		WHITE FLAG
11.22.52	11 N. BULEGA	GPS not working at all
11.23.17	29 A. IANNONE	GPS is working, but with poor performances
11.25.29		DROPS of RAIN in All Sectors
11.29.16	45 S. REDDING	racelink seems turned off, please check it
12.07.07		End Of Session

Fastest Laps Sequence

No.	Rider	Nat	Team	Bike	Local Time	Time	Gap	Avg
27	A. NORRODIN	MAS	PETRONAS MIE Racing Honda	Honda CBR1000 RR-R	11:46'17.541	1'57.642		136,023
5	P. OETTL	GER	GMT94 Yamaha	Yamaha YZF R1	11:53'43.855	1'31.992	-25.650	173,950
14	S. LOWES	GBR	ELF Marc VDS Racing Team	Ducati Panigale V4R	11:58'34.306	1'31.220	-0.772	175,422
21	M. RINALDI	ITA	Team Motocorsa Racing	Ducati Panigale V4R	11:58'58.488	1'30.907	-0.313	176,026
1	A. BAUTISTA	ESP	Aruba.it Racing - Ducati	Ducati Panigale V4R	11:59'25.428	1'30.553	-0.354	176,714
14	S. LOWES	GBR	ELF Marc VDS Racing Team	Ducati Panigale V4R	12:00'04.769	1'30.463	-0.090	176,890
87	R. GARDNER	AUS	GYTR GRT Yamaha WorldSBK Team	Yamaha YZF R1	12:00'20.551	1'29.755	-0.708	178,285
22	A. LOWES	GBR	Kawasaki Racing Team WorldSBK	Kawasaki ZX-10RR	12:02'27.810	1'29.347	-0.408	179,099
22	A. LOWES	GBR	Kawasaki Racing Team WorldSBK	Kawasaki ZX-10RR	12:05'26.690	1'29.303	-0.044	179,188
55	A. LOCATELLI	ITA	Pata Prometeon Yamaha	Yamaha YZF R1	12:05'33.408	1'29.197	-0.106	179,401

Start 11:20 End 12:07 The results are provisional until the end of the time limit for protests and appeals and the completion of the technical checks.

These data/results cannot be reproduced, stored and/or transmitted in whole or in part by any manner of electronic, mechanical, photocopying, recording, broadcasting or otherwise now known or herein after developed without the previous express consent by the copyright owner, except for reproduction in daily press and regular printed publications on sale to the public within 60 days of the event related to those data/results and always provided that copyright symbol appears together as follows below.

© DORNA WSBK ORGANIZATION Srl 2024

Grand Ridge Brewery Australian Round, 23–25 February 2024

Best Sectors & Speed Free Practice 1st Session

BEST LAP		
1	55 A. LOCATELLI	Yamaha YZF R1 1'29.197
2	22 A. LOWES	Kawasaki ZX-10RR 1'29.303
3	14 S. LOWES	Ducati Panigale V4R 1'29.717
4	87 R. GARDNER	Yamaha YZF R1 1'29.755
5	29 A. IANNONE	Ducati Panigale V4R 1'29.885
6	21 M. RINALDI	Ducati Panigale V4R 1'29.924
7	11 N. BULEGA	Ducati Panigale V4R 1'29.949
8	1 A. BAUTISTA	Ducati Panigale V4R 1'30.034
9	77 D. AEGERTER	Yamaha YZF R1 1'30.350
10	54 T. RAZGATLIOGLU	BMW M 1000 RR 1'30.354
11	9 D. PETRUCCI	Ducati Panigale V4R 1'30.455
12	65 J. REA	Yamaha YZF R1 1'30.495
13	5 P. OETTL	Yamaha YZF R1 1'30.752
14	60 M. VAN DER MARK	BMW M 1000 RR 1'30.808
15	45 S. REDDING	BMW M 1000 RR 1'30.896
16	97 X. VIERGE	Honda CBR1000 RR-R 1'31.004
17	47 A. BASSANI	Kawasaki ZX-10RR 1'31.030
18	31 G. GERLOFF	BMW M 1000 RR 1'31.437
19	28 B. RAY	Yamaha YZF R1 1'31.443
20	7 I. LECUONA	Honda CBR1000 RR-R 1'31.682
21	53 T. RABAT	Kawasaki ZX-10RR 1'32.404
22	95 T. MACKENZIE	Honda CBR1000 RR-R 1'32.416
23	27 A. NORRODIN	Honda CBR1000 RR-R 1'33.862

SPEED		
1	54 T. RAZGATLIOGLU	BMW M 1000 RR 324,3
2	29 A. IANNONE	Ducati Panigale V4R 321,4
3	22 A. LOWES	Kawasaki ZX-10RR 321,4
4	9 D. PETRUCCI	Ducati Panigale V4R 320,5
5	1 A. BAUTISTA	Ducati Panigale V4R 319,5
6	53 T. RABAT	Kawasaki ZX-10RR 319,5
7	11 N. BULEGA	Ducati Panigale V4R 318,6
8	97 X. VIERGE	Honda CBR1000 RR-R 318,6
9	31 G. GERLOFF	BMW M 1000 RR 315,8
10	87 R. GARDNER	Yamaha YZF R1 315,8
11	77 D. AEGERTER	Yamaha YZF R1 315,8
12	7 I. LECUONA	Honda CBR1000 RR-R 315,8
13	60 M. VAN DER MARK	BMW M 1000 RR 314,9
14	55 A. LOCATELLI	Yamaha YZF R1 314,0
15	14 S. LOWES	Ducati Panigale V4R 314,0
16	45 S. REDDING	BMW M 1000 RR 314,0
17	28 B. RAY	Yamaha YZF R1 313,0
18	21 M. RINALDI	Ducati Panigale V4R 312,1
19	47 A. BASSANI	Kawasaki ZX-10RR 311,2
20	5 P. OETTL	Yamaha YZF R1 311,2
21	65 J. REA	Yamaha YZF R1 306,8
22	95 T. MACKENZIE	Honda CBR1000 RR-R 305,1
23	27 A. NORRODIN	Honda CBR1000 RR-R 300,0

SEG. 1	
1	22 A. LOWES 21.324
2	55 A. LOCATELLI 21.413
3	87 R. GARDNER 21.440
4	1 A. BAUTISTA 21.455
5	11 N. BULEGA 21.466
6	14 S. LOWES 21.491
7	21 M. RINALDI 21.519
8	29 A. IANNONE 21.534
9	60 M. VAN DER MARK 21.559
10	65 J. REA 21.573
11	54 T. RAZGATLIOGLU 21.576
12	5 P. OETTL 21.660
13	77 D. AEGERTER 21.726
14	9 D. PETRUCCI 21.740
15	45 S. REDDING 21.797
16	97 X. VIERGE 21.826
17	28 B. RAY 21.878
18	7 I. LECUONA 21.883
19	47 A. BASSANI 21.922
20	31 G. GERLOFF 22.000
21	53 T. RABAT 22.060
22	95 T. MACKENZIE 22.074
23	27 A. NORRODIN 22.574

SEG. 2	
1	22 A. LOWES 25.753
2	55 A. LOCATELLI 25.837
3	14 S. LOWES 25.887
4	87 R. GARDNER 25.955
5	21 M. RINALDI 25.990
6	1 A. BAUTISTA 26.007
7	29 A. IANNONE 26.050
8	77 D. AEGERTER 26.056
9	65 J. REA 26.065
10	5 P. OETTL 26.075
11	47 A. BASSANI 26.078
12	11 N. BULEGA 26.100
13	9 D. PETRUCCI 26.132
14	54 T. RAZGATLIOGLU 26.133
15	45 S. REDDING 26.158
16	60 M. VAN DER MARK 26.172
17	97 X. VIERGE 26.263
18	31 G. GERLOFF 26.284
19	28 B. RAY 26.336
20	7 I. LECUONA 26.427
21	95 T. MACKENZIE 26.456
22	53 T. RABAT 26.619
23	27 A. NORRODIN 26.915

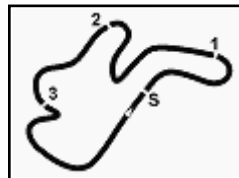
SEG. 3	
1	55 A. LOCATELLI 17.102
2	87 R. GARDNER 17.170
3	22 A. LOWES 17.181
4	14 S. LOWES 17.246
5	29 A. IANNONE 17.271
6	21 M. RINALDI 17.294
7	11 N. BULEGA 17.309
8	54 T. RAZGATLIOGLU 17.318
9	77 D. AEGERTER 17.352
10	1 A. BAUTISTA 17.373
11	9 D. PETRUCCI 17.412
12	65 J. REA 17.430
13	47 A. BASSANI 17.436
14	5 P. OETTL 17.476
15	97 X. VIERGE 17.503
16	45 S. REDDING 17.520
17	60 M. VAN DER MARK 17.547
18	31 G. GERLOFF 17.581
19	28 B. RAY 17.607
20	7 I. LECUONA 17.671
21	53 T. RABAT 17.814
22	95 T. MACKENZIE 18.043
23	27 A. NORRODIN 18.246

SEG. 4	
1	55 A. LOCATELLI 24.845
2	22 A. LOWES 24.872
3	87 R. GARDNER 24.929
4	54 T. RAZGATLIOGLU 24.943
5	11 N. BULEGA 24.973
6	29 A. IANNONE 25.030
7	1 A. BAUTISTA 25.052
8	9 D. PETRUCCI 25.078
9	14 S. LOWES 25.093
10	21 M. RINALDI 25.113
11	77 D. AEGERTER 25.216
12	60 M. VAN DER MARK 25.293
13	97 X. VIERGE 25.310
14	65 J. REA 25.336
15	5 P. OETTL 25.372
16	31 G. GERLOFF 25.378
17	45 S. REDDING 25.421
18	47 A. BASSANI 25.462
19	28 B. RAY 25.541
20	95 T. MACKENZIE 25.551
21	53 T. RABAT 25.678
22	7 I. LECUONA 25.701
23	27 A. NORRODIN 26.027

23/02/2024

These data/results cannot be reproduced, stored and/or transmitted in whole or in part by any manner of electronic, mechanical, photocopying, recording, broadcasting or otherwise now known or herein after developed without the previous express consent by the copyright owner, except for reproduction in daily press and regular printed publications on sale to the public within 60 days of the event related to those data/results and always provided that copyright symbol appears together as follows below.

© DORNA WSBK ORGANIZATION Srl 2024



Phillip Island 4.445 m

Grand Ridge Brewery Australian Round, 23-25 February 2024

Ideal Times Free Practice 1st Session

No.	Rider	Nat	Bike	Seg. 1	Seg. 2	Seg. 3	Seg. 4	Ideal Time		
				Diff. 1	Diff. 2	Diff. 3	Diff. 4	Best Lap	Pos.	Diff.
1	22 A. LOWES	GBR	Kawasaki ZX-10RR	21.324	25.753 +0.133	17.181 +0.040	24.872	1'29.130 1'29.303	2	0.173
2	55 A. LOCATELLI	ITA	Yamaha YZF R1	21.413	25.837	17.102	24.845	1'29.197 1'29.197	1	
3	87 R. GARDNER	AUS	Yamaha YZF R1	21.440 +0.122	25.955 +0.139	17.170	24.929	1'29.494 1'29.755	4	0.261
4	14 S. LOWES	GBR	Ducati Panigale V4R	21.491	25.887	17.246	25.093	1'29.717 1'29.717	3	
5	11 N. BULEGA	ITA	Ducati Panigale V4R	21.466 +0.082	26.100	17.309 +0.019	24.973	1'29.848 1'29.949	7	0.101
6	29 A. IANNONE	ITA	Ducati Panigale V4R	21.534	26.050	17.271	25.030	1'29.885 1'29.885	5	
7	1 A. BAUTISTA	ESP	Ducati Panigale V4R	21.455	26.007 +0.044	17.373 +0.012	25.052 +0.091	1'29.887 1'30.034	8	0.147
8	21 M. RINALDI	ITA	Ducati Panigale V4R	21.519	25.990	17.294 +0.008	25.113	1'29.916 1'29.924	6	0.008
9	54 T. RAZGATLIOGLU	TUR	BMW M 1000 RR	21.576	26.133 +0.196	17.318 +0.095	24.943 +0.093	1'29.970 1'30.354	10	0.384
10	77 D. AEGERTER	SUI	Yamaha YZF R1	21.726	26.056	17.352	25.216	1'30.350 1'30.350	9	
11	9 D. PETRUCCI	ITA	Ducati Panigale V4R	21.740 +0.093	26.132	17.412	25.078	1'30.362 1'30.455	11	0.093
12	65 J. REA	GBR	Yamaha YZF R1	21.573	26.065 +0.091	17.430	25.336	1'30.404 1'30.495	12	0.091
13	60 M. VAN DER MARK	NED	BMW M 1000 RR	21.559	26.172	17.547 +0.106	25.293 +0.131	1'30.571 1'30.808	14	0.237
14	5 P. OETTL	GER	Yamaha YZF R1	21.660 +0.056	26.075	17.476	25.372 +0.113	1'30.583 1'30.752	13	0.169
15	45 S. REDDING	GBR	BMW M 1000 RR	21.797	26.158	17.520	25.421	1'30.896 1'30.896	15	
16	47 A. BASSANI	ITA	Kawasaki ZX-10RR	21.922	26.078	17.436	25.462 +0.132	1'30.898 1'31.030	17	0.132
17	97 X. VIERGE	ESP	Honda CBR1000 RR-R	21.826	26.263 +0.077	17.503	25.310 +0.025	1'30.902 1'31.004	16	0.102
18	31 G. GERLOFF	USA	BMW M 1000 RR	22.000 +0.038	26.284	17.581	25.378 +0.156	1'31.243 1'31.437	18	0.194
19	28 B. RAY	GBR	Yamaha YZF R1	21.878 +0.040	26.336	17.607	25.541 +0.041	1'31.362 1'31.443	19	0.081
20	7 I. LECUONA	ESP	Honda CBR1000 RR-R	21.883	26.427	17.671	25.701	1'31.682 1'31.682	20	
21	95 T. MACKENZIE	GBR	Honda CBR1000 RR-R	22.074 +0.015	26.456 +0.277	18.043	25.551	1'32.124 1'32.416	22	0.292
22	53 T. RABAT	ESP	Kawasaki ZX-10RR	22.060 +0.065	26.619 +0.035	17.814 +0.133	25.678	1'32.171 1'32.404	21	0.233
23	27 A. NORRODIN	MAS	Honda CBR1000 RR-R	22.574	26.915	18.246	26.027 +0.100	1'33.762 1'33.862	23	0.100
Overall Ideal Time				21.324	25.753	17.102	24.845	1'29.024		

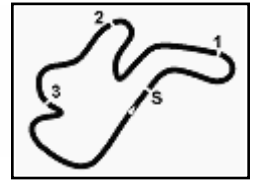
23/02/2024

These data/results cannot be reproduced, stored and/or transmitted in whole or in part by any manner of electronic, mechanical, photocopying, recording, broadcasting or otherwise now known or herein after developed without the previous express consent by the copyright owner, except for reproduction in daily press and regular printed publications on sale to the public within 60 days of the event related to those data/results and always provided that copyright symbol appears together as follows below.

© DORNA WSBK ORGANIZATION Srl 2024

FIGR PERUGIA TIMING





Grand Ridge Brewery Australian Round, 23-25 February 2024

Chronological Analysis Free Practice 1st Session

1° 55 A. LOCATELLI (1'29.197)

Lap	Seg1	Seg2	Seg3	Seg4	Lap Time	km/h	Local Time
1							11:59'20.829
2	33.180	27.566	17.339	25.379	1'43.464P		12:01'04.293
3	21.500	25.914	17.416	24.966	1'29.796	311,2	12:02'34.089
4	21.889	25.848	17.256	25.129	1'30.122	314,0	12:04'04.211
5	21.413	25.837	17.102	24.845	1'29.197	311,2	12:05'33.408

8	22.042	26.752	17.937	25.521	1'32.252	312,1	12:05'01.419
---	--------	--------	--------	--------	----------	--------------	--------------

2° 22 A. LOWES (1'29.303)

Lap	Seg1	Seg2	Seg3	Seg4	Lap Time	km/h	Local Time
1							11:59'07.067
2	34.261	33.407	18.271	25.457	1'51.396P		12:00'58.463
3	21.521	25.753	17.187	24.886	1'29.347	314,9	12:02'27.810
4	21.422	25.954	17.181	25.020	1'29.577	317,6	12:03'57.387
5	21.324	25.886	17.221	24.872	1'29.303	321,4	12:05'26.690

7° 11 N. BULEGA (1'29.949)

Lap	Seg1	Seg2	Seg3	Seg4	Lap Time	km/h	Local Time
1							11:20'42.140
2	41.829	39.261	27.379	32'53.696	34'42.165P		11:55'24.305
3	35.723	28.520	18.473	26.333	1'49.049P		11:57'13.354
4	22.055	26.715	17.691	25.315	1'31.776	314,9	11:58'45.130
5	21.773	26.404	17.364	25.299	1'30.840	316,7	12:00'15.970
6	21.771	26.112	17.443	25.059	1'30.385	318,6	12:01'46.355
7	21.474	26.115	17.521	25.232	1'30.342	316,7	12:03'16.697
8	21.466	26.133	17.309	25.284	1'30.192	318,6	12:04'46.889
9	21.548	26.100	17.328	24.973	1'29.949	314,9	12:06'16.838

3° 14 S. LOWES (1'29.717)

Lap	Seg1	Seg2	Seg3	Seg4	Lap Time	km/h	Local Time
1							11:55'14.935
2	36.978	27.300	17.923	25.950	1'48.151P		11:57'03.086
3	21.851	26.415	17.589	25.365	1'31.220	307,7	11:58'34.306
4	21.704	26.171	17.294	25.294	1'30.463	307,7	12:00'04.769
5	23.575	26.361	17.459	25.376	1'32.771	312,1	12:01'37.540
6	21.491	25.887	17.246	25.093	1'29.717	311,2	12:03'07.257
7	29.964	29.098	17.880	25.610	1'42.552	314,0	12:04'49.809
8	21.499	26.018	17.478	25.340	1'30.335	311,2	12:06'20.144

8° 1 A. BAUTISTA (1'30.034)

Lap	Seg1	Seg2	Seg3	Seg4	Lap Time	km/h	Local Time
1							11:54'35.921
2	33.902	28.293	18.451	26.186	1'46.832P		11:56'22.753
3	22.334	26.567	17.677	25.544	1'32.122	312,1	11:57'54.875
4	21.755	26.148	17.452	25.198	1'30.553	315,8	11:59'25.428
5	21.759	26.112	17.378	25.126	1'30.375	317,6	12:00'55.803
6	21.629	26.079	17.466	25.052	1'30.226	319,5	12:02'26.029
7	21.578	26.007	17.373	25.177	1'30.135	316,7	12:03'56.164
8	21.455	26.051	17.385	25.143	1'30.034	318,6	12:05'26.198

4° 87 R. GARDNER (1'29.755)

Lap	Seg1	Seg2	Seg3	Seg4	Lap Time	km/h	Local Time
1							11:20'14.806
2	34.898	29.746	21.140	33'50.957	35'16.741P		11:55'31.547
3	34.556	28.621	18.253	26.253	1'47.683P		11:57'19.230
4	22.180	26.541	17.559	25.286	1'31.566	309,5	11:58'50.796
5	21.562	26.094	17.170	24.929	1'29.755	315,8	12:00'20.551
6	21.553	26.012	17.638	25.525	1'30.728	310,3	12:01'51.279
7	21.658	25.955	17.336	25.191	1'30.140	311,2	12:03'21.419
8	24.820	26.649	17.484	25.629	1'34.582	312,1	12:04'56.001
9	21.440	26.098	18.646	29.101	1'35.285	314,9	12:06'31.286

9° 77 D. AEGERTER (1'30.350)

Lap	Seg1	Seg2	Seg3	Seg4	Lap Time	km/h	Local Time
1							11:20'34.858
2	42.242	37.452	25.326	31'06.536	32'51.556P		11:53'26.414
3	35.658	31.839	19.560	37.790	2'04.847P		11:55'31.261
4	23.255	27.369	18.377	26.657	1'35.658	306,8	11:57'06.919
5	22.289	26.665	17.908	25.674	1'32.536	308,6	11:58'39.455
6	21.944	26.884	17.611	25.334	1'31.773	312,1	12:00'11.228
7	21.940	26.325	17.541	25.273	1'31.079	314,9	12:01'42.307
8	21.838	26.158	17.602	25.308	1'30.906	315,8	12:03'13.213
9	21.873	27.629	19.136	25.420	1'34.058	311,2	12:04'47.271
10	21.726	26.056	17.352	25.216	1'30.350	314,9	12:06'17.621

5° 29 A. IANNONE (1'29.885)

Lap	Seg1	Seg2	Seg3	Seg4	Lap Time	km/h	Local Time
1							11:20'05.132
2	38.645	31.887	24.220	29'04.412	30'39.164P		11:50'44.296
3	37.331	31.925	22.270	30.944	2'02.470P		11:52'46.766
4	26.082	30.901	21.270	29.571	1'47.824	281,3	11:54'34.590
5	24.082	28.861	19.891	27.664	1'40.498	305,1	11:56'15.088
6	23.143	29.256	18.434	26.109	1'36.942	313,0	11:57'52.300
7	22.488	27.028	17.888	25.592	1'32.996	313,0	11:59'25.026
8	21.990	26.510	17.382	25.187	1'31.069	314,9	12:00'56.095
9	21.584	26.092	17.272	25.193	1'30.141	321,4	12:02'26.236
10	21.555	26.134	17.381	25.269	1'30.339	320,5	12:03'56.575
11	21.534	26.050	17.271	25.030	1'29.885	319,5	12:05'26.460

10° 54 T. RAZGATLIOGLU (1'30.354)

Lap	Seg1	Seg2	Seg3	Seg4	Lap Time	km/h	Local Time
1							11:57'28.447
2	36.187	28.861	19.353	26.999	1'51.400P		11:59'19.847
3	23.335	27.824	17.962	25.629	1'34.750	314,9	12:00'54.597
4	22.231	27.270	17.318	24.943	1'31.762	314,9	12:02'26.359
5	21.673	26.133	17.499	25.329	1'30.634	320,5	12:03'56.993
6	21.576	26.329	17.413	25.036	1'30.354	324,3	12:05'27.347

6° 21 M. RINALDI (1'29.924)

Lap	Seg1	Seg2	Seg3	Seg4	Lap Time	km/h	Local Time
1							11:20'29.881
2	35.548	29.290	19.997	33'46.966	35'11.801P		11:55'41.682
3	33.933	27.717	18.181	26.068	1'45.899P		11:57'27.581
4	21.943	26.346	17.365	25.253	1'30.907	309,5	11:58'58.488
5	21.611	26.156	17.400	25.426	1'30.593	310,3	12:00'29.081
6	21.640	26.053	17.294	25.175	1'30.162	312,1	12:01'59.243
7	21.519	25.990	17.302	25.113	1'29.924	312,1	12:03'29.167

11° 9 D. PETRUCCI (1'30.455)

Lap	Seg1	Seg2	Seg3	Seg4	Lap Time	km/h	Local Time
1							11:20'05.394
2	37.672	30.663	22.831	33'43.408	35'14.574P		11:55'19.968
3	35.934	27.727	17.875	25.693	1'47.229P		11:57'07.197
4	22.415	26.629	17.978	25.612	1'32.634	310,3	11:58'39.831
5	21.740	26.415	17.563	25.480	1'31.198	320,5	12:00'11.029
6	21.886	26.267	17.552	25.307	1'31.012	314,9	12:01'42.041
7	21.817	26.182	17.568	25.289	1'30.856	314,0	12:03'12.897
8	21.833	26.132	17.412	25.078	1'30.455	314,9	12:04'43.352
9	21.906	26.134	17.418	25.125	1'30.583	314,9	12:06'13.935

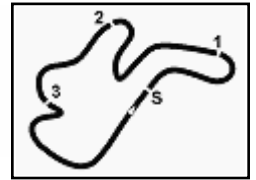
12° 65 J. REA (1'30.495)

Lap	Seg1	Seg2	Seg3	Seg4	Lap Time	km/h	Local Time
-----	------	------	------	------	----------	------	------------

23/02/2024 P = Pits In/Out - C = Lap Time Cancelled

These data/results cannot be reproduced, stored and/or transmitted in whole or in part by any manner of electronic, mechanical, photocopying, recording, broadcasting or otherwise now known or herein after developed without the previous express consent by the copyright owner, except for reproduction in daily press and regular printed publications on sale to the public within 60 days of the event related to those data/results and always provided that copyright symbol appears together as follows below.

© DORNA WSBK ORGANIZATION Srl 2024

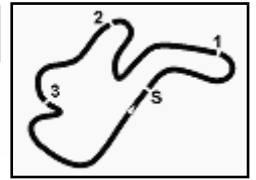


7	24.481	27.931	18.653	26.875	1'37.940	289,5	11:59'43.069
8	23.405	27.847	18.570	26.454	1'36.276	298,3	12:01'19.345
9	23.179	27.610	18.427	26.425	1'35.641	300,0	12:02'54.986
10	23.238	27.381	18.299	26.027	1'34.945	290,3	12:04'29.931
11	22.574	26.915	18.246	26.127	1'33.862	298,3	12:06'03.793

23/02/2024 P = Pits In/Dut - C = Lap Time Cancelled

These data/results cannot be reproduced, stored and/or transmitted in whole or in part by any manner of electronic, mechanical, photocopying, recording, broadcasting or otherwise now known or herein after developed without the previous express consent by the copyright owner, except for reproduction in daily press and regular printed publications on sale to the public within 60 days of the event related to those data/results and always provided that copyright symbol appears together as follows below.

© DORNA WSBK ORGANIZATION Srl 2024



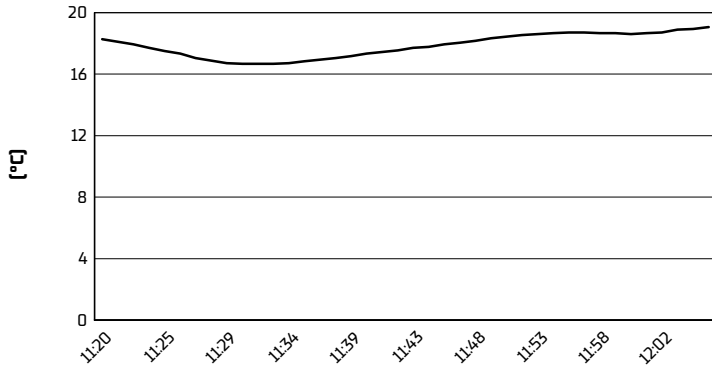
Phillip Island 4.445 m

Grand Ridge Brewery Australian Round, 23-25 February 2024

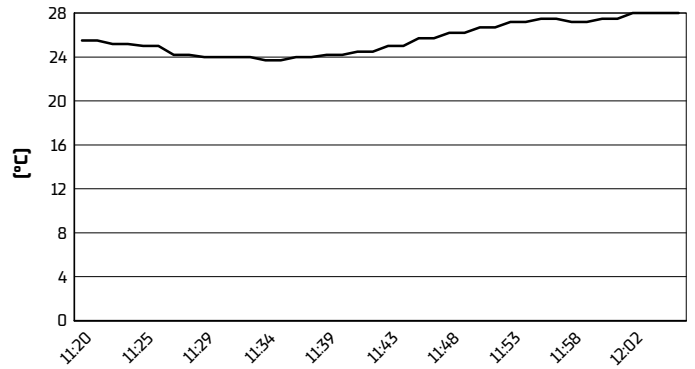
Weather Report Free Practice 1st Session

Session started 11:20 - Session ended 12:07

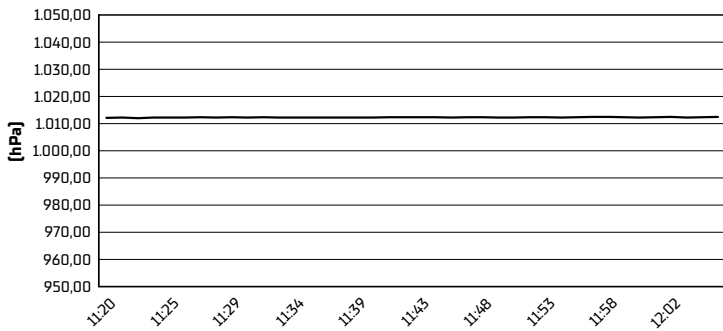
Air Temperature



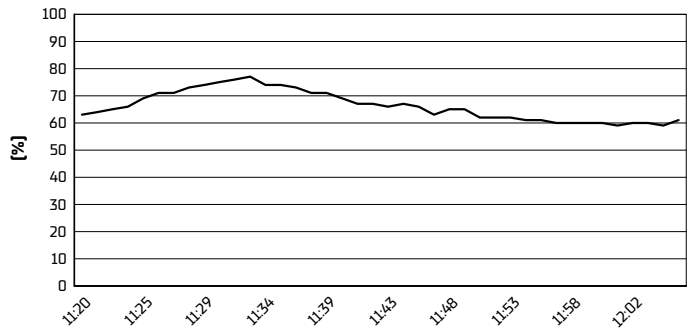
Track Temperature



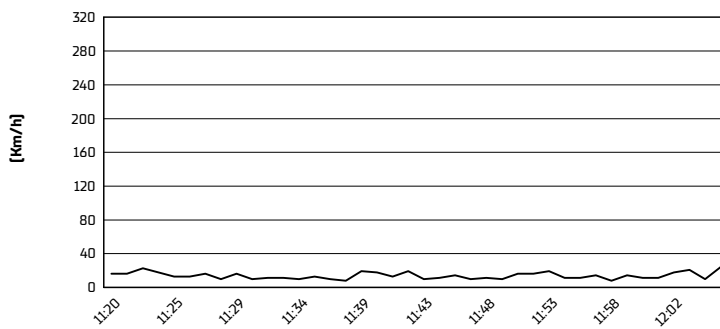
Air Pressure



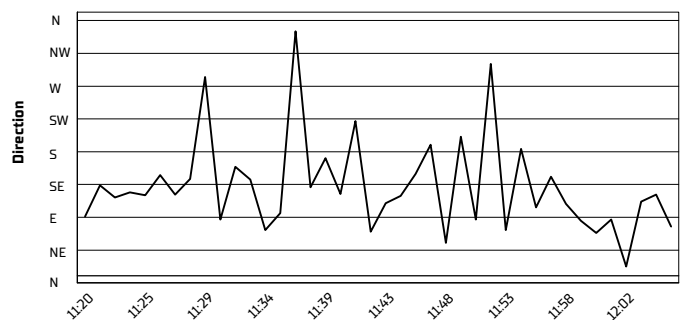
Humidity



Wind Speed



Wind Direction



23/02/2024

These data/results cannot be reproduced, stored and/or transmitted in whole or in part by any manner of electronic, mechanical, photocopying, recording, broadcasting or otherwise now known or herein after developed without the previous express consent by the copyright owner, except for reproduction in daily press and regular printed publications on sale to the public within 60 days of the event related to those data/results and always provided that copyright symbol appears together as follows below.

© DORNA WSBK ORGANIZATION Srl 2024