FIM SUPERBIKE WORLD CHAMPIONSHIP

3.5

WorldSBK 102/01

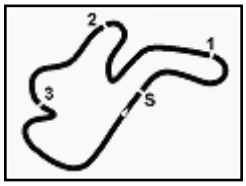

Phillip Island 4.445 m

Grand Ridge Brewery Australian Round, 23–25 February 2024
Chronological Analysis Free Practice 3rd Session

1° 11 N. BULEGA (1'28.716)

Lap	Seg.1	Seg.2	Seg.3	Seg.4	Lap Time	km/h	Local Time
1							10:01'31.724
2	33.501	27.000	17.545	25.182	1'43.228P		10:03'14.952
3	21.309	25.636	17.008	25.030	1'28.983C	310,3	10:04'43.935
4	21.350	**25.478**	**16.969**	**24.919**	**1'28.716**	313,0	10:06'12.651
5	**21.233**	25.662	17.066	25.211	1'29.172	311,2	10:07'41.823
6	21.280	25.712	17.143	25.322	1'29.457	308,6	10:09'11.280
7	21.378	25.892	17.181	25.638	1'30.089	311,2	10:10'41.369
8	21.568	26.096	17.409	25.534	1'30.607	312,1	10:12'11.976
9	21.655	26.047	17.454	26.835	1'31.991	312,1	10:13'43.967
10	21.548	26.233	17.456	25.449	1'30.686	**319,5**	10:15'14.653
11	21.609	26.305	17.475	25.664	1'31.053	313,0	10:16'45.706
12	24.052	34.156	18.397	1'23.288	2'39.893P	312,1	10:19'25.599
13	34.444	29.306	19.529	27.764	1'51.043P		10:21'16.642

2° 54 T. RAZGATLIOGLU (1'28.719)

Lap	Seg.1	Seg.2	Seg.3	Seg.4	Lap Time	km/h	Local Time
1							10:00'14.865
2	32.606	27.175	17.858	25.726	1'43.365P		10:01'58.230
3	22.606	26.693	17.527	6'07.087	7'13.913P	317,6	10:09'12.143
4	31.419	26.479	17.578	25.279	1'40.755P		10:10'52.898
5	21.444	26.563	17.436	25.618	1'31.061	317,6	10:12'23.959
6	**21.294**	**25.578**	**17.057**	**24.790**	**1'28.719**	320,5	10:13'52.678
7	21.337	25.692	17.068	24.980	1'29.077	**322,4**	10:15'21.755
8	21.404	25.756	17.149	25.116	1'29.425	318,6	10:16'51.180
9	21.501	26.394	17.300	25.362	1'30.557	316,7	10:18'21.737
10	25.093	26.552	17.359	25.199	1'34.203	318,6	10:19'55.940
11	21.599	26.237	19.544	25.909	1'33.289	319,5	10:21'29.229

3° 55 A. LOCATELLI (1'28.723)

Lap	Seg.1	Seg.2	Seg.3	Seg.4	Lap Time	km/h	Local Time
1							10:00'49.342
2	30.949	26.255	17.256	25.251	1'39.711P		10:02'29.053
3	21.425	25.744	16.974	25.167	1'29.310	310,3	10:03'58.363
4	21.346	25.631	**16.954**	25.184	1'29.115	311,2	10:05'27.478
5	21.348	25.705	17.033	25.093	1'29.179C	310,3	10:06'56.657
6	**21.231**	**25.591**	16.965	**24.936**	**1'28.723**	312,1	10:08'25.380
7	21.357	25.736	17.111	1'17.836	2'22.040P	313,0	10:10'47.420
8	31.256	26.063	17.055	25.035	1'39.409P		10:12'26.829
9	21.452	25.857	17.459	25.162	1'29.930	**318,6**	10:13'56.759
10	21.356	25.757	17.094	25.071	1'29.278	314,9	10:15'26.037
11	21.353	25.842	17.028	24.999	1'29.222	315,8	10:16'55.259
12	21.267	25.863	17.087	25.164	1'29.381	316,7	10:18'24.640
13	21.364	25.889	17.377	25.134	1'29.764	316,7	10:19'54.404
14	21.372	25.770	17.215	25.692	1'30.049	315,8	10:21'24.453

4° 77 D. AEGERTER (1'28.840)

Lap	Seg.1	Seg.2	Seg.3	Seg.4	Lap Time	km/h	Local Time
1							10:00'27.221
2	36.517	31.350	17.958	25.836	1'51.661P		10:02'18.882
3	21.929	26.133	17.377	25.298	1'30.737	306,8	10:03'49.619
4	21.537	26.071	17.176	25.253	1'30.037C	309,5	10:05'19.656
5	21.574	26.041	17.359	25.290	1'30.264C	310,3	10:06'49.920
6	21.618	26.404	17.738	1'17.034	2'22.794P	307,7	10:09'12.714
7	31.577	26.444	17.536	25.661	1'41.218P		10:10'53.932
8	21.253	26.064	17.701	26.139	1'31.157	314,0	10:12'25.089
9	21.277	**25.638**	**17.010**	24.955	1'28.880	316,7	10:13'53.969
10	**21.188**	25.755	**17.010**	**24.887**	**1'28.840**	314,9	10:15'22.809
11	21.283	25.721	17.467	25.333	1'29.804	314,9	10:16'52.613
12	21.775	26.279	17.316	25.267	1'30.637	**319,5**	10:18'23.250
13	21.421	26.029	17.131	25.096	1'29.677	310,3	10:19'52.927
14	21.304	25.869	17.250	25.081	1'29.504	310,3	10:21'22.431

5° 87 R. GARDNER (1'28.937)

Lap	Seg.1	Seg.2	Seg.3	Seg.4	Lap Time	km/h	Local Time
1							10:00'16.644
2	33.815	27.388	17.704	27.357	1'46.264P		10:02'02.908
3	21.547	26.043	17.169	25.207	1'29.966	314,0	10:03'32.874
4	21.903	26.194	17.481	1'24.772	2'30.350CP	314,0	10:06'03.224
5	33.820	28.493	17.733	25.690	1'45.736P		10:07'48.960
6	21.289	26.035	17.371	25.328	1'30.023	311,2	10:09'18.983
7	21.331	25.765	17.096	**25.091**	1'29.283	310,3	10:10'48.266
8	**21.242**	25.745	**17.026**	25.254	1'29.267	314,0	10:12'17.533
9	21.246	**25.541**	17.059	**25.091**	**1'28.937**	310,3	10:13'46.470
10	21.414	25.853	17.198	25.171	1'29.636	311,2	10:15'16.106
11	21.415	25.902	17.078	25.304	1'29.699	**314,9**	10:16'45.805
12	23.937	27.166	17.551	25.827	1'34.481	313,0	10:18'20.286
13	21.380	25.727	17.108	25.287	1'29.502	309,5	10:19'49.788
14	21.372	25.843	17.104	25.185	1'29.504	312,1	10:21'19.292

6° 31 G. GERLOFF (1'28.972)

Lap	Seg.1	Seg.2	Seg.3	Seg.4	Lap Time	km/h	Local Time
1							10:00'04.045
2	32.220	26.480	17.858	25.266	1'41.824P		10:01'45.869
3	21.608	25.957	17.404	25.111	1'30.080	313,0	10:03'15.949
4	21.484	25.876	17.894	3'52.700	4'57.954CP	314,9	10:08'13.903
5	34.990	26.366	17.280	25.092	1'43.728P		10:09'57.631
6	21.291	**25.619**	**17.089**	**24.973**	**1'28.972**	314,0	10:11'26.603
7	**21.229**	35.145	17.598	25.226	1'39.198	**316,7**	10:13'05.801
8	21.296	25.626	17.194	25.004	1'29.120	315,8	10:14'34.921
9	21.775	25.764	17.232	25.831	1'30.602	315,8	10:16'05.523
10	21.421	25.996	17.134	25.084	1'29.635	314,9	10:17'35.158
11	21.456	25.858	17.321	1'12.847	2'17.482P	314,0	10:19'52.640
12	31.743	26.126	17.589	25.884	1'41.342P		10:21'33.982

7° 22 A. LOWES (1'28.990)

Lap	Seg.1	Seg.2	Seg.3	Seg.4	Lap Time	km/h	Local Time
1							10:00'40.665
2	33.049	27.019	17.865	26.030	1'43.963P		10:02'24.628
3	**21.266**	**25.667**	**16.884**	25.173	**1'28.990**	313,0	10:03'53.618
4	21.446	25.872	17.200	25.160	1'29.678C	305,9	10:05'23.296
5	21.400	25.820	17.110	25.179	1'29.509C	311,2	10:06'52.805
6	21.456	25.693	17.076	25.378	1'29.603	313,0	10:08'22.408
7	21.387	25.844	17.139	25.321	1'29.691	**319,5**	10:09'52.099
8	21.361	25.940	17.180	25.235	1'29.716	310,3	10:11'21.815
9	21.380	25.802	17.153	**25.130**	1'29.465	312,1	10:12'51.280
10	21.469	25.814	17.178	25.315	1'29.776	315,8	10:14'21.056
11	21.462	25.830	17.167	25.400	1'29.859	311,2	10:15'50.915
12	22.700	26.212	17.295	1'21.226	2'27.433P	314,0	10:18'18.348
13	40.285	28.797	18.691	26.414	1'54.187P		10:20'12.535

8° 1 A. BAUTISTA (1'29.082)

Lap	Seg.1	Seg.2	Seg.3	Seg.4	Lap Time	km/h	Local Time
1							10:00'06.978
2	33.224	26.498	17.402	25.368	1'42.492P		10:01'49.470
3	21.340	25.882	17.195	24.994	1'29.411	320,5	10:03'18.881
4	21.250	**25.645**	**16.991**	25.000	1'28.886C	317,6	10:04'47.767
5	21.390	25.731	17.178	25.065	1'29.364	318,6	10:06'17.131
6	21.262	25.844	17.057	**24.975**	1'29.138	318,6	10:07'46.269
7	21.428	25.778	17.130	24.995	1'29.331	317,6	10:09'15.600
8	21.363	25.709	17.028	24.982	**1'29.082**	318,6	10:10'44.682
9	21.351	25.811	17.125	25.109	1'29.396	**322,4**	10:12'14.078
10	**21.220**	25.751	17.064	25.075	1'29.110	**322,4**	10:13'43.188

24/02/2024 P = Pits In/Out - C = Lap Time Cancelled

These data/results cannot be reproduced, stored and/or transmitted in whole or in part by any manner of electronic, mechanical, photocopying, recording, broadcasting or otherwise now known or herein after developed without the previous express consent by the copyright owner, except for reproduction in daily press and regular printed publications on sale to the public within 60 days of the event related to those data/results and always provided that copyright symbol appears together as follows below.
© DORNA WSBK ORGANIZATION Srl 2024

PIRELLI
SBK TISSOT OFFICIAL TIMEKEEPER

3.5
WorldSBK
102/01

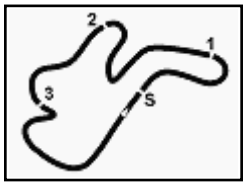

Phillip Island 4.445 m

Grand Ridge Brewery Australian Round, 23-25 February 2024
Chronological Analysis Free Practice 3rd Session

11	21.441	25.996	17.269	25.144	1'29.850	**322,4**	10:15'13.038
12	21.446	26.205	17.458	1'18.053	2'23.162P	318,6	10:17'36.200
13	43.215	26.629	17.502	25.497	1'52.843P		10:19'29.043
14	21.459	25.804	17.246	25.293	1'29.802	316,7	10:20'58.845

9° 5 P. OETTL (1'29.163)

Lap	Seg.1	Seg.2	Seg.3	Seg.4	Lap Time	km/h	Local Time
1							10:00'13.294
2	32.349	26.910	17.704	1'35.027	2'51.990P		10:03'05.284
3	33.356	27.600	**17.091**	25.141	1'43.188CP		10:04'48.472
4	**21.308**	**25.676**	17.130	**25.049**	**1'29.163**	309,5	10:06'17.635
5	21.472	25.784	17.220	25.075	1'29.551	307,7	10:07'47.186
6	21.503	25.903	17.318	25.234	1'29.958	305,9	10:09'17.144
7	21.570	25.851	17.125	25.213	1'29.759	305,9	10:10'46.903
8	21.530	27.800	17.293	25.261	1'31.884	305,1	10:12'18.787
9	21.536	25.801	17.291	25.336	1'29.964	309,5	10:13'48.751
10	21.802	26.054	17.402	25.429	1'30.687	305,9	10:15'19.438
11	21.739	25.882	17.377	28.910	1'33.908	307,7	10:16'53.346
12	21.709	26.186	17.395	25.295	1'30.585	310,3	10:18'23.931
13	21.629	26.104	19.768	26.284	1'33.785	**313,0**	10:19'57.716
14	23.023	30.792	18.174	26.707	1'38.696	309,5	10:21'36.412

10° 60 M. VAN DER MARK (1'29.311)

Lap	Seg.1	Seg.2	Seg.3	Seg.4	Lap Time	km/h	Local Time
1							10:00'13.799
2	33.910	27.306	17.949	29.206	1'48.371P		10:02'02.170
3	**21.193**	25.795	**17.183**	**25.140**	**1'29.311**	314,0	10:03'31.481
4	21.225	**25.780**	17.265	25.143	1'29.413C	312,1	10:05'00.894
5	21.381	25.926	18.158	25.761	1'31.226	311,2	10:06'32.120
6	21.435	26.017	17.462	25.376	1'30.290	312,1	10:08'02.410
7	22.238	27.733	17.886	25.789	1'33.646	308,6	10:09'36.056
8	21.695	26.082	17.612	25.552	1'30.941	304,2	10:11'06.997
9	21.627	26.187	17.684	5'01.567	6'07.065P	312,1	10:17'14.062
10	34.685	28.314	17.577	25.476	1'46.052P		10:19'00.114
11	21.485	26.478	17.560	25.617	1'31.140	**316,7**	10:20'31.254

11° 29 A. IANNONE (1'29.356)

Lap	Seg.1	Seg.2	Seg.3	Seg.4	Lap Time	km/h	Local Time
1							10:00'04.990
2	36.070	26.439	17.321	25.307	1'45.137P		10:01'50.127
3	21.365	29.688	18.432	28.085	1'37.570	314,9	10:03'27.697
4	21.431	25.836	17.156	25.184	1'29.607C	315,8	10:04'57.304
5	22.127	28.140	19.233	3'32.371	4'41.871P	314,0	10:09'39.175
6	32.096	28.444	17.999	25.816	1'44.355P		10:11'23.530
7	21.301	25.959	17.160	25.137	1'29.557	315,8	10:12'53.087
8	**21.282**	**25.818**	**17.074**	25.182	**1'29.356**	**318,6**	10:14'22.443
9	21.343	25.878	17.162	**25.068**	1'29.451	317,6	10:15'51.894
10	21.522	26.162	17.349	25.301	1'30.334	316,7	10:17'22.228
11	23.662	27.947	19.277	26.311	1'37.197	314,9	10:18'59.425
12	21.649	26.117	17.191	25.464	1'30.421	314,9	10:20'29.846

12° 21 M. RINALDI (1'29.376)

Lap	Seg.1	Seg.2	Seg.3	Seg.4	Lap Time	km/h	Local Time
1							10:02'33.307
2	33.208	27.300	17.709	26.164	1'44.381CP		10:04'17.688
3	21.906	26.069	17.358	25.320	1'30.653	306,8	10:05'48.341
4	21.771	25.934	17.291	25.104	1'30.100C	306,8	10:07'18.441
5	21.836	25.865	**17.053**	25.052	1'29.806	307,7	10:08'48.247
6	21.610	25.768	17.084	25.069	1'29.531	305,9	10:10'17.778
7	21.473	**25.739**	17.139	**25.025**	**1'29.376**	307,7	10:11'47.154
8	22.383	28.205	17.842	25.652	1'34.082	**311,2**	10:13'21.236
9	**21.458**	25.926	17.095	25.133	1'29.612	307,7	10:14'50.848

10	22.036	27.417	17.824	25.670	1'32.947	**311,2**	10:16'23.795
11	21.541	25.888	17.153	25.244	1'29.826	306,8	10:17'53.621
12	21.679	26.000	17.455	25.347	1'30.481	306,8	10:19'24.102
13	21.715	25.956	17.337	25.310	1'30.318	308,6	10:20'54.420

13° 65 J. REA (1'29.406)

Lap	Seg.1	Seg.2	Seg.3	Seg.4	Lap Time	km/h	Local Time
1							10:00'33.240
2	31.540	26.986	17.502	25.529	1'41.557P		10:02'14.797
3	21.661	26.022	17.264	25.463	1'30.410	304,2	10:03'45.207
4	21.586	28.014	17.265	25.370	1'32.235C	305,9	10:05'17.442
5	21.619	25.901	17.143	25.343	1'30.006C	309,5	10:06'47.448
6	21.569	25.797	17.304	25.324	1'29.994	308,6	10:08'17.442
7	21.809	25.974	17.623	1'16.982	2'22.388P	306,8	10:10'39.830
8	33.182	26.243	17.413	25.305	1'42.143P		10:12'21.973
9	21.430	25.775	**17.132**	**25.069**	**1'29.406**	308,6	10:13'51.379
10	21.530	25.847	17.200	28.370	1'32.947	310,3	10:15'24.326
11	**21.363**	25.836	17.139	25.133	1'29.471	312,1	10:16'53.797
12	21.885	26.927	17.223	25.250	1'31.285	315,8	10:18'25.082
13	21.384	25.810	17.221	25.120	1'29.535	**317,6**	10:19'54.617
14	21.406	**25.767**	17.220	25.488	1'29.881	316,7	10:21'24.498

14° 97 X. VIERGE (1'29.455)

Lap	Seg.1	Seg.2	Seg.3	Seg.4	Lap Time	km/h	Local Time
1							10:01'03.189
2	32.592	27.984	18.005	25.982	1'44.563P		10:02'47.752
3	22.130	26.571	17.541	25.536	1'31.778C	314,0	10:04'19.530
4	21.941	26.105	17.429	25.286	1'30.761	314,0	10:05'50.291
5	22.119	26.254	17.503	3'41.170	4'47.046CP	315,8	10:10'37.337
6	35.999	26.404	17.409	25.260	1'45.072P		10:12'22.409
7	**21.393**	**25.927**	17.197	**24.938**	**1'29.455**	323,4	10:13'51.864
8	21.546	25.940	**17.195**	25.181	1'29.862	322,4	10:15'21.726
9	21.759	26.159	17.482	25.355	1'30.755	299,2	10:16'52.481
10	21.789	26.672	17.425	25.179	1'31.065	315,8	10:18'23.546
11	21.633	25.939	17.259	25.312	1'30.143	**324,3**	10:19'53.689
12	21.643	25.957	17.394	25.921	1'30.915	320,5	10:21'24.604

15° 9 D. PETRUCCI (1'29.588)

Lap	Seg.1	Seg.2	Seg.3	Seg.4	Lap Time	km/h	Local Time
1							10:00'35.713
2	31.943	26.570	17.442	25.148	1'41.103P		10:02'16.816
3	**21.434**	26.016	17.398	**25.118**	1'29.966	313,0	10:03'46.782
4	21.528	25.874	**17.119**	25.351	1'29.872C	314,9	10:05'16.654
5	21.470	25.954	17.431	25.379	1'30.234C	314,9	10:06'46.888
6	21.518	**25.669**	17.200	25.201	**1'29.588**	312,1	10:08'16.476
7	21.713	25.781	17.200	25.215	1'29.909	308,6	10:09'46.385
8	21.836	25.914	17.497	26.076	1'31.323	**315,8**	10:11'17.708
9	21.526	25.733	17.262	25.212	1'29.733	312,1	10:12'47.441
10	21.786	25.916	17.341	25.368	1'30.411	311,2	10:14'17.852
11	21.702	25.909	17.390	25.313	1'30.314	312,1	10:15'48.166
12	21.700	26.052	17.401	25.396	1'30.549	310,3	10:17'18.715

16° 47 A. BASSANI (1'29.682)

Lap	Seg.1	Seg.2	Seg.3	Seg.4	Lap Time	km/h	Local Time
1							10:00'13.632
2	32.723	27.058	17.493	25.417	1'42.691P		10:01'56.323
3	**21.393**	26.039	17.101	25.157	1'29.690	311,2	10:03'26.013
4	21.425	**25.614**	**17.087**	25.151	1'29.277C	312,1	10:04'55.290
5	21.529	25.802	17.212	**25.139**	**1'29.682**	313,0	10:06'24.972
6	21.683	26.047	17.717	25.624	1'31.071	311,2	10:07'56.043
7	21.638	25.953	17.333	25.391	1'30.315	307,7	10:09'26.358
8	21.620	25.831	17.220	25.302	1'29.973	**316,7**	10:10'56.331

24/02/2024 P = Pits In/Out - C = Lap Time Cancelled

These data/results cannot be reproduced, stored and/or transmitted in whole or in part by any manner of electronic, mechanical, photocopying, recording, broadcasting or otherwise now known or herein after developed without the previous express consent by the copyright owner, except for reproduction in daily press and regular printed publications on sale to the public within 60 days of the event related to those data/results and always provided that copyright symbol appears together as follows below.
© DORNA WSBK ORGANIZATION Srl 2024

FIM SUPERBIKE WORLD CHAMPIONSHIP

3.5

WorldSBK
102/01

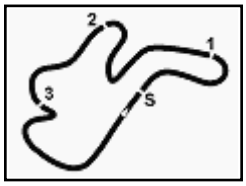

Phillip Island 4.445 m

Grand Ridge Brewery Australian Round, 23–25 February 2024
Chronological Analysis Free Practice 3rd Session

9	21.506	25.884	17.474	25.343	1'30.207	314,9	10:12'26.538
10	21.568	26.434	17.624	25.472	1'31.098	315,8	10:13'57.636
11	21.679	26.336	17.724	25.442	1'31.181	314,9	10:15'28.817
12	21.477	26.150	17.385	25.488	1'30.500	314,9	10:16'59.317
13	23.116	31.297	18.632	1'19.742	2'32.787P	314,0	10:19'32.104
14	33.465	28.550	18.836	27.113	1'47.964P		10:21'20.068

17° 53 T. RABAT (1'30.047)

Lap	Seg.1	Seg.2	Seg.3	Seg.4	Lap Time	km/h	Local Time
1							10:00'14.255
2	32.919	27.235	17.603	26.645	1'44.402P		10:01'58.657
3	22.455	26.953	17.484	27.082	1'33.974	**319,5**	10:03'32.631
4	21.959	40.973	19.190	25.533	1'47.655C	305,9	10:05'20.286
5	21.793	26.169	17.461	25.469	1'30.892C	314,9	10:06'51.178
6	21.920	26.117	17.457	25.645	1'31.139	314,9	10:08'22.317
7	26.074	27.527	17.915	25.693	1'37.209	311,2	10:09'59.526
8	21.831	27.176	17.990	1'19.038	2'26.035P	311,2	10:12'25.561
9	33.888	31.348	20.208	27.353	1'52.797P		10:14'18.358
10	**21.763**	**25.867**	17.356	**25.061**	**1'30.047**	312,1	10:15'48.405
11	22.619	26.352	17.592	25.313	1'31.876	313,0	10:17'20.281
12	21.923	25.992	17.489	25.289	1'30.693	313,0	10:18'50.974
13	21.772	26.092	**17.337**	25.317	1'30.518	307,7	10:20'21.492

18° 28 B. RAY (1'30.555)

Lap	Seg.1	Seg.2	Seg.3	Seg.4	Lap Time	km/h	Local Time
1							10:00'27.498
2	36.028	27.993	17.984	25.381	1'47.386P		10:02'14.884
3	21.728	26.238	**17.240**	**25.349**	**1'30.555**	294,3	10:03'45.439
4	**21.547**	**25.963**	17.449	25.388	1'30.347C	308,6	10:05'15.786
5	21.815	31.600	17.809	6'07.129	7'18.353P	307,7	10:12'34.139
6	39.726	29.059	17.752	25.893	1'52.430P		10:14'26.569
7	21.761	26.322	17.445	25.543	1'31.071	305,1	10:15'57.640
8	21.581	26.130	17.419	26.069	1'31.199	**309,5**	10:17'28.839
9	21.659	26.157	17.413	25.576	1'30.805	303,4	10:18'59.644
10	21.715	26.477	17.545	25.658	1'31.395	306,8	10:20'31.039

19° 45 S. REDDING (1'30.673)

Lap	Seg.1	Seg.2	Seg.3	Seg.4	Lap Time	km/h	Local Time
1							10:00'11.041
2	34.385	28.478	17.686	26.696	1'47.245P		10:01'58.286
3	22.105	26.008	17.297	**25.263**	**1'30.673**	305,9	10:03'28.959
4	21.581	**25.689**	**17.178**	25.257	1'29.705C	**311,2**	10:04'58.664

20° 95 T. MACKENZIE (1'31.348)

Lap	Seg.1	Seg.2	Seg.3	Seg.4	Lap Time	km/h	Local Time
1							10:03'12.689
2	45.328	27.505	18.129	26.492	1'57.454CP		10:05'10.143
3	22.180	26.585	17.866	25.788	1'32.419C	301,7	10:06'42.562
4	22.054	26.391	17.748	25.640	1'31.833	295,9	10:08'14.395
5	22.172	26.290	17.727	**25.447**	1'31.636	299,2	10:09'46.031
6	21.942	27.788	17.888	25.695	1'33.313	300,8	10:11'19.344
7	21.977	26.383	17.763	25.670	1'31.793	303,4	10:12'51.137
8	21.952	26.261	**17.624**	25.511	**1'31.348**	304,2	10:14'22.485
9	**21.926**	**26.206**	17.823	25.625	1'31.580	305,1	10:15'54.065
10	22.081	26.518	17.974	25.692	1'32.265	**305,9**	10:17'26.330
11	22.151	26.511	17.912	25.876	1'32.450	300,8	10:18'58.780
12	22.130	26.662	17.747	25.762	1'32.301	301,7	10:20'31.081

21° 27 A. NORRODIN (1'31.573)

Lap	Seg.1	Seg.2	Seg.3	Seg.4	Lap Time	km/h	Local Time
1							10:00'12.691
2	35.501	27.278	18.089	25.877	1'46.745P		10:01'59.436
3	22.260	26.859	17.752	25.686	1'32.557	308,6	10:03'31.993
4	21.907	26.528	17.802	25.911	1'32.148C	**314,0**	10:05'04.141
5	22.521	44.328	18.524	4'12.385	5'37.758CP	300,8	10:10'41.899
6	32.083	27.439	17.884	25.680	1'43.086P		10:12'24.985
7	22.053	26.898	17.893	**25.416**	1'32.260	310,3	10:13'57.245
8	**21.831**	26.390	17.759	25.593	**1'31.573**	310,3	10:15'28.818
9	21.898	**26.356**	**17.644**	26.042	1'31.940	312,1	10:17'00.758
10	22.323	26.888	18.033	25.971	1'33.215	305,9	10:18'33.973
11	22.873	31.170	18.448	26.407	1'38.898	300,0	10:20'12.871

22° 14 S. LOWES

Lap	Seg.1	Seg.2	Seg.3	Seg.4	Lap Time	km/h	Local Time
1							10:00'40.553
2	32.787	26.762	17.971	**25.419**	1'42.939P		10:02'23.492

24/02/2024 P = Pits In/Out - C = Lap Time Cancelled

These data/results cannot be reproduced, stored and/or transmitted in whole or in part by any manner of electronic, mechanical, photocopying, recording, broadcasting or otherwise now known or herein after developed without the previous express consent by the copyright owner, except for reproduction in daily press and regular printed publications on sale to the public within 60 days of the event related to those data/results and always provided that copyright symbol appears together as follows below.
© DORNA WSBK ORGANIZATION Srl 2024

PIRELLI
SBK TISSOT OFFICIAL TIMEKEEPER