

## Grand Ridge Brewery Australian Round, 23-25 February 2024

### Results Tissot Superpole

No.	Rider	Nat	Team	Bike	Class	Time	Gap	Rel.	Laps	Speed	
										Avg	Max
1	<b>11 N. BULEGA</b>	ITA	Aruba.it Racing - Ducati	Ducati Panigale V4R		<b>1'27.916</b>			8	182,015	<b>325,3</b>
2	<b>29 A. IANNONE</b>	ITA	Team GoEleven	Ducati Panigale V4R	IND	<b>1'28.154</b>	0.238	0.238	8	181,523	<b>321,4</b>
3	<b>22 A. LOWES</b>	GBR	Kawasaki Racing Team WorldSBK	Kawasaki ZX-10RR		<b>1'28.239</b>	0.323	0.085	7	181,348	<b>318,6</b>
4	<b>77 D. AEGERTER</b>	SUI	GYTR GRT Yamaha WorldSBK Team	Yamaha YZF R1		<b>1'28.403</b>	0.487	0.164	7	181,012	<b>314,9</b>
5	<b>54 T. RAZGATLIOGLU</b>	TUR	ROKIT BMW Motorrad WorldSBK Team	BMW M1000 RR		<b>1'28.520</b>	0.604	0.117	7	180,773	<b>320,5</b>
6	<b>55 A. LOCATELLI</b>	ITA	Pata Prometeon Yamaha	Yamaha YZF R1		<b>1'28.540</b>	0.624	0.020	9	180,732	<b>316,7</b>
7	<b>87 R. GARDNER</b>	AUS	GYTR GRT Yamaha WorldSBK Team	Yamaha YZF R1		<b>1'28.604</b>	0.688	0.064	8	180,601	<b>318,6</b>
8	<b>14 S. LOWES</b>	GBR	ELF Marc VDS Racing Team	Ducati Panigale V4R	IND	<b>1'28.676</b>	0.760	0.072	8	180,455	<b>318,6</b>
9	<b>1 A. BAUTISTA</b>	ESP	Aruba.it Racing - Ducati	Ducati Panigale V4R		<b>1'28.700</b>	0.784	0.024	9	180,406	<b>321,4</b>
10	<b>21 M. RINALDI</b>	ITA	Team Motocorsa Racing	Ducati Panigale V4R	IND	<b>1'28.784</b>	0.868	0.084	8	180,235	<b>315,8</b>
11	<b>65 J. REA</b>	GBR	Pata Prometeon Yamaha	Yamaha YZF R1		<b>1'28.890</b>	0.974	0.106	9	180,020	<b>314,0</b>
12	<b>9 D. PETRUCCI</b>	ITA	Barni Spark Racing Team	Ducati Panigale V4R	IND	<b>1'28.903</b>	0.987	0.013	8	179,994	<b>320,5</b>
13	<b>97 X. VIERGE</b>	ESP	Team HRC	Honda CBR1000 RR-R		<b>1'29.000</b>	1.084	0.097	8	179,798	<b>327,3</b>
14	<b>31 G. GERLOFF</b>	USA	Bonovo Action BMW	BMW M1000 RR		<b>1'29.045</b>	1.129	0.045	8	179,707	<b>318,6</b>
15	<b>47 A. BASSANI</b>	ITA	Kawasaki Racing Team WorldSBK	Kawasaki ZX-10RR		<b>1'29.118</b>	1.202	0.073	7	179,560	<b>313,0</b>
16	<b>60 M. VAN DER MARK</b>	NED	ROKIT BMW Motorrad WorldSBK Team	BMW M1000 RR		<b>1'29.127</b>	1.211	0.009	6	179,542	<b>316,7</b>
17	<b>28 B. RAY</b>	GBR	Yamaha Motoxracing WorldSBK Team	Yamaha YZF R1	IND	<b>1'29.242</b>	1.326	0.115	8	179,310	<b>312,1</b>
18	<b>5 P. OETTL</b>	GER	GMT94 Yamaha	Yamaha YZF R1	IND	<b>1'29.263</b>	1.347	0.021	8	179,268	<b>309,5</b>
19	<b>45 S. REDDING</b>	GBR	Bonovo Action BMW	BMW M1000 RR		<b>1'29.726</b>	1.810	0.463	7	178,343	<b>315,8</b>
20	<b>53 T. RABAT</b>	ESP	Kawasaki Puccetti Racing	Kawasaki ZX-10RR	IND	<b>1'29.809</b>	1.893	0.083	8	178,178	<b>318,6</b>
21	<b>95 T. MACKENZIE</b>	GBR	PETRONAS MIE Racing Honda	Honda CBR1000 RR-R	IND	<b>1'31.133</b>	3.217	1.324	6	175,590	<b>306,8</b>
22	<b>27 A. NORRODIN</b>	MAS	PETRONAS MIE Racing Honda	Honda CBR1000 RR-R	IND	<b>1'31.888</b>	3.972	0.755	7	174,147	<b>309,5</b>

Qualifying Lap Time (105% of 1'27.916): **1'32.312**

AIR	Humidity:	58%	Temp:	19°C
TRACK	Condition:	Dry	Temp:	34°C

Records	Pole	(SP)	2020 T.Sykes	1'29.230	179,330	Km/h
	Race	(SPRC)	2019 J.Rea	1'30.075	177,650	Km/h
	All Times	(FP3)	2024 N.Bulega	1'28.716	180,370	Km/h

Start 24/02/2024 13:00 End 13:17 The results are provisional until the end of the time limit for protests and appeals and the completion of the technical checks.

These data/results cannot be reproduced, stored and/or transmitted in whole or in part by any manner of electronic, mechanical, photocopying, recording, broadcasting or otherwise now known or herein after developed without the previous express consent by the copyright owner, except for reproduction in daily press and regular printed publications on sale to the public within 60 days of the event related to those data/results and always provided that copyright symbol appears together as follows below.

© DORNA WSBK ORGANIZATION Srl 2024

### Session Highlights

Local Time	No. Rider	Description
13.00.00		Start
13.03.29	<b>60 M. VAN DER MARK</b>	Crashed - Re-Joined - Turn 4
13.17.50		End Of Session

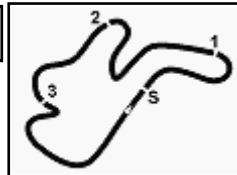
### Fastest Laps Sequence

No.	Rider	Nat	Team	Bike	Local Time	Time	Gap	Avg
<b>1</b>	<b>A. BAUTISTA</b>	ESP	Aruba.it Racing - Ducati	Ducati Panigale V4R	13:03'16.712	<b>1'29.354</b>		179,085
<b>31</b>	<b>G. GERLOFF</b>	USA	Bonovo Action BMW	BMW M 1000 RR	13:03'17.018	<b>1'29.159</b>	-0.195	179,477
<b>9</b>	<b>D. PETRUCCI</b>	ITA	Barni Spark Racing Team	Ducati Panigale V4R	13:03'34.838	<b>1'29.092</b>	-0.067	179,612
<b>55</b>	<b>A. LOCATELLI</b>	ITA	Pata Prometeon Yamaha	Yamaha YZF R1	13:03'42.615	<b>1'28.540</b>	-0.552	180,732
<b>77</b>	<b>D. AEGERTER</b>	SUI	GYTR GRT Yamaha WorldSBK Team	Yamaha YZF R1	13:03'48.988	<b>1'28.501</b>	-0.039	180,812
<b>22</b>	<b>A. LOWES</b>	GBR	Kawasaki Racing Team WorldSBK	Kawasaki ZX-10RR	13:04'07.179	<b>1'28.423</b>	-0.078	180,971
<b>77</b>	<b>D. AEGERTER</b>	SUI	GYTR GRT Yamaha WorldSBK Team	Yamaha YZF R1	13:12'44.475	<b>1'28.403</b>	-0.020	181,012
<b>29</b>	<b>A. IANNONE</b>	ITA	Team GoEleven	Ducati Panigale V4R	13:12'44.574	<b>1'28.154</b>	-0.249	181,523
<b>11</b>	<b>N. BULEGA</b>	ITA	Aruba.it Racing - Ducati	Ducati Panigale V4R	13:12'55.667	<b>1'28.061</b>	-0.093	181,715
<b>11</b>	<b>N. BULEGA</b>	ITA	Aruba.it Racing - Ducati	Ducati Panigale V4R	13:14'23.583	<b>1'27.916</b>	-0.145	182,015

Start 13:00 End 13:17 The results are provisional until the end of the time limit for protests and appeals and the completion of the technical checks.

These data/results cannot be reproduced, stored and/or transmitted in whole or in part by any manner of electronic, mechanical, photocopying, recording, broadcasting or otherwise now known or herein after developed without the previous express consent by the copyright owner, except for reproduction in daily press and regular printed publications on sale to the public within 60 days of the event related to those data/results and always provided that copyright symbol appears together as follows below.

© DORNA WSBK ORGANIZATION Srl 2024



## Grand Ridge Brewery Australian Round, 23-25 February 2024

### Best Sectors & Speed Tissot Superpole

Phillip Island 4.445 m

#### BEST LAP

1	11 N. BULEGA	Ducati Panigale V4R	1'27.916
2	29 A. IANNONE	Ducati Panigale V4R	1'28.154
3	22 A. LOWES	Kawasaki ZX-10RR	1'28.239
4	77 D. AEGERTER	Yamaha YZF R1	1'28.403
5	54 T. RAZGATLIOGLU	BMW M 1000 RR	1'28.520
6	55 A. LOCATELLI	Yamaha YZF R1	1'28.540
7	87 R. GARDNER	Yamaha YZF R1	1'28.604
8	14 S. LOWES	Ducati Panigale V4R	1'28.676
9	1 A. BAUTISTA	Ducati Panigale V4R	1'28.700
10	21 M. RINALDI	Ducati Panigale V4R	1'28.784
11	65 J. REA	Yamaha YZF R1	1'28.890
12	9 D. PETRUCCI	Ducati Panigale V4R	1'28.903
13	97 X. VIERGE	Honda CBR1000 RR-R	1'29.000
14	31 G. GERLOFF	BMW M 1000 RR	1'29.045
15	47 A. BASSANI	Kawasaki ZX-10RR	1'29.118
16	60 M. VAN DER MARK	BMW M 1000 RR	1'29.127
17	28 B. RAY	Yamaha YZF R1	1'29.242
18	5 P. OETTL	Yamaha YZF R1	1'29.263
19	45 S. REDDING	BMW M 1000 RR	1'29.726
20	53 T. RABAT	Kawasaki ZX-10RR	1'29.809
21	95 T. MACKENZIE	Honda CBR1000 RR-R	1'31.133
22	27 A. NORRODIN	Honda CBR1000 RR-R	1'31.888

#### SPEED

1	97 X. VIERGE	Honda CBR1000 RR-R	327,3
2	11 N. BULEGA	Ducati Panigale V4R	325,3
3	29 A. IANNONE	Ducati Panigale V4R	321,4
4	1 A. BAUTISTA	Ducati Panigale V4R	321,4
5	9 D. PETRUCCI	Ducati Panigale V4R	320,5
6	54 T. RAZGATLIOGLU	BMW M 1000 RR	320,5
7	14 S. LOWES	Ducati Panigale V4R	318,6
8	87 R. GARDNER	Yamaha YZF R1	318,6
9	53 T. RABAT	Kawasaki ZX-10RR	318,6
10	31 G. GERLOFF	BMW M 1000 RR	318,6
11	22 A. LOWES	Kawasaki ZX-10RR	318,6
12	55 A. LOCATELLI	Yamaha YZF R1	316,7
13	60 M. VAN DER MARK	BMW M 1000 RR	316,7
14	21 M. RINALDI	Ducati Panigale V4R	315,8
15	45 S. REDDING	BMW M 1000 RR	315,8
16	77 D. AEGERTER	Yamaha YZF R1	314,9
17	65 J. REA	Yamaha YZF R1	314,0
18	47 A. BASSANI	Kawasaki ZX-10RR	313,0
19	28 B. RAY	Yamaha YZF R1	312,1
20	5 P. OETTL	Yamaha YZF R1	309,5
21	27 A. NORRODIN	Honda CBR1000 RR-R	309,5
22	95 T. MACKENZIE	Honda CBR1000 RR-R	306,8

#### SEG. 1

#### SEG. 2

#### SEG. 3

#### SEG. 4

1	29 A. IANNONE	20.958
2	11 N. BULEGA	20.973
3	22 A. LOWES	20.996
4	77 D. AEGERTER	20.998
5	14 S. LOWES	21.063
6	60 M. VAN DER MARK	21.133
7	87 R. GARDNER	21.153
8	55 A. LOCATELLI	21.169
9	1 A. BAUTISTA	21.188
10	54 T. RAZGATLIOGLU	21.201
11	31 G. GERLOFF	21.215
12	97 X. VIERGE	21.235
13	9 D. PETRUCCI	21.244
14	21 M. RINALDI	21.271
15	65 J. REA	21.282
16	5 P. OETTL	21.327
17	28 B. RAY	21.334
18	47 A. BASSANI	21.351
19	53 T. RABAT	21.551
20	45 S. REDDING	21.580
21	95 T. MACKENZIE	21.800
22	27 A. NORRODIN	22.028

1	54 T. RAZGATLIOGLU	25.409
2	11 N. BULEGA	25.440
3	9 D. PETRUCCI	25.472
4	22 A. LOWES	25.501
5	55 A. LOCATELLI	25.542
6	1 A. BAUTISTA	25.547
7	47 A. BASSANI	25.561
8	77 D. AEGERTER	25.561
9	31 G. GERLOFF	25.581
10	21 M. RINALDI	25.624
11	29 A. IANNONE	25.625
12	87 R. GARDNER	25.645
13	14 S. LOWES	25.662
14	97 X. VIERGE	25.691
15	65 J. REA	25.735
16	45 S. REDDING	25.744
17	60 M. VAN DER MARK	25.755
18	28 B. RAY	25.756
19	5 P. OETTL	25.779
20	53 T. RABAT	25.878
21	95 T. MACKENZIE	26.322
22	27 A. NORRODIN	26.543

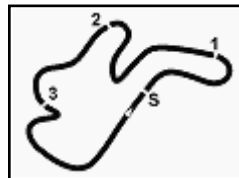
1	11 N. BULEGA	16.762
2	22 A. LOWES	16.789
3	55 A. LOCATELLI	16.792
4	29 A. IANNONE	16.814
5	77 D. AEGERTER	16.870
6	87 R. GARDNER	16.905
7	21 M. RINALDI	16.911
8	14 S. LOWES	16.940
9	65 J. REA	16.948
10	5 P. OETTL	16.962
11	9 D. PETRUCCI	16.978
12	1 A. BAUTISTA	16.981
13	31 G. GERLOFF	17.017
14	54 T. RAZGATLIOGLU	17.020
15	97 X. VIERGE	17.046
16	47 A. BASSANI	17.048
17	28 B. RAY	17.101
18	60 M. VAN DER MARK	17.110
19	45 S. REDDING	17.122
20	53 T. RABAT	17.337
21	95 T. MACKENZIE	17.565
22	27 A. NORRODIN	17.660

1	11 N. BULEGA	24.677
2	29 A. IANNONE	24.757
3	22 A. LOWES	24.800
4	14 S. LOWES	24.831
5	9 D. PETRUCCI	24.848
6	55 A. LOCATELLI	24.855
7	60 M. VAN DER MARK	24.861
8	21 M. RINALDI	24.872
9	54 T. RAZGATLIOGLU	24.873
10	1 A. BAUTISTA	24.896
11	87 R. GARDNER	24.901
12	31 G. GERLOFF	24.906
13	97 X. VIERGE	24.922
14	65 J. REA	24.925
15	77 D. AEGERTER	24.934
16	53 T. RABAT	25.017
17	47 A. BASSANI	25.040
18	28 B. RAY	25.051
19	5 P. OETTL	25.127
20	45 S. REDDING	25.149
21	95 T. MACKENZIE	25.427
22	27 A. NORRODIN	25.591

24/02/2024

These data/results cannot be reproduced, stored and/or transmitted in whole or in part by any manner of electronic, mechanical, photocopying, recording, broadcasting or otherwise now known or herein after developed without the previous express consent by the copyright owner, except for reproduction in daily press and regular printed publications on sale to the public within 60 days of the event related to those data/results and always provided that copyright symbol appears together as follows below.

© DORNA WSBK ORGANIZATION Srl 2024



Phillip Island 4.445 m

## Grand Ridge Brewery Australian Round, 23-25 February 2024

### Ideal Times Tissot Superpole

No.	Rider	Nat	Bike	Seg. 1	Seg. 2	Seg. 3	Seg. 4	Ideal Time	Pos.	Diff.
				Diff. 1	Diff. 2	Diff. 3	Diff. 4			
1	<b>11 N. BULEGA</b>	ITA	Ducati Panigale V4R	20.973	25.440 +0.064	<b>16.762</b>	<b>24.677</b>	<b>1'27.852</b> 1'27.916	1	0.064
2	<b>22 A. LOWES</b>	GBR	Kawasaki ZX-10RR	20.996	25.501	16.789	24.800 +0.153	<b>1'28.086</b> 1'28.239	3	0.153
3	<b>29 A. IANNONE</b>	ITA	Ducati Panigale V4R	<b>20.958</b>	25.625	16.814	24.757	<b>1'28.154</b> 1'28.154	2	
4	<b>55 A. LOCATELLI</b>	ITA	Yamaha YZF R1	21.169 +0.011	25.542 +0.043	16.792 +0.128	24.855	<b>1'28.358</b> 1'28.540	6	0.182
5	<b>77 D. AEGERTER</b>	SUI	Yamaha YZF R1	20.998	25.561	16.870 +0.004	24.934 +0.036	<b>1'28.363</b> 1'28.403	4	0.040
6	<b>14 S. LOWES</b>	GBR	Ducati Panigale V4R	21.063	25.662	16.940 +0.004	24.831 +0.176	<b>1'28.496</b> 1'28.676	8	0.180
7	<b>54 T. RAZGATLIOGLU</b>	TUR	BMW M 1000 RR	21.201	<b>25.409</b>	17.020 +0.017	24.873	<b>1'28.503</b> 1'28.520	5	0.017
8	<b>9 D. PETRUCCI</b>	ITA	Ducati Panigale V4R	21.244	25.472 +0.133	16.978 +0.008	24.848 +0.220	<b>1'28.542</b> 1'28.903	12	0.361
9	<b>87 R. GARDNER</b>	AUS	Yamaha YZF R1	21.153	25.645	16.905	24.901	<b>1'28.604</b> 1'28.604	7	
10	<b>1 A. BAUTISTA</b>	ESP	Ducati Panigale V4R	21.188	25.547	16.981 +0.088	24.896	<b>1'28.612</b> 1'28.700	9	0.088
11	<b>21 M. RINALDI</b>	ITA	Ducati Panigale V4R	21.271	25.624 +0.106	16.911	24.872	<b>1'28.678</b> 1'28.784	10	0.106
12	<b>31 G. GERLOFF</b>	USA	BMW M 1000 RR	21.215 +0.201	25.581	17.017	24.906 +0.125	<b>1'28.719</b> 1'29.045	14	0.326
13	<b>60 M. VAN DER MARK</b>	NED	BMW M 1000 RR	21.133 +0.050	25.755 +0.021	17.110 +0.066	24.861 +0.131	<b>1'28.859</b> 1'29.127	16	0.268
14	<b>65 J. REA</b>	GBR	Yamaha YZF R1	21.282	25.735	16.948	24.925	<b>1'28.890</b> 1'28.890	11	
15	<b>97 X. VIERGE</b>	ESP	Honda CBR1000 RR-R	21.235	25.691	17.046	24.922 +0.106	<b>1'28.894</b> 1'29.000	13	0.106
16	<b>47 A. BASSANI</b>	ITA	Kawasaki ZX-10RR	21.351	25.561	17.048 +0.118	25.040	<b>1'29.000</b> 1'29.118	15	0.118
17	<b>5 P. OETTL</b>	GER	Yamaha YZF R1	21.327	25.779	16.962	25.127 +0.068	<b>1'29.195</b> 1'29.263	18	0.068
18	<b>28 B. RAY</b>	GBR	Yamaha YZF R1	21.334	25.756	17.101	25.051	<b>1'29.242</b> 1'29.242	17	
19	<b>45 S. REDDING</b>	GBR	BMW M 1000 RR	21.580 +0.054	25.744	17.122	25.149 +0.077	<b>1'29.595</b> 1'29.726	19	0.131
20	<b>53 T. RABAT</b>	ESP	Kawasaki ZX-10RR	21.551 +0.026	25.878	17.337	25.017	<b>1'29.783</b> 1'29.809	20	0.026
21	<b>95 T. MACKENZIE</b>	GBR	Honda CBR1000 RR-R	21.800	26.322	17.565 +0.019	25.427	<b>1'31.114</b> 1'31.133	21	0.019
22	<b>27 A. NORRODIN</b>	MAS	Honda CBR1000 RR-R	22.028 +0.066	26.543	17.660	25.591	<b>1'31.822</b> 1'31.888	22	0.066
<b>Overall Ideal Time</b>				20.958	25.409	16.762	24.677	<b>1'27.806</b>		

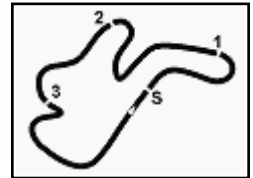
24/02/2024

These data/results cannot be reproduced, stored and/or transmitted in whole or in part by any manner of electronic, mechanical, photocopying, recording, broadcasting or otherwise now known or herein after developed without the previous express consent by the copyright owner, except for reproduction in daily press and regular printed publications on sale to the public within 60 days of the event related to those data/results and always provided that copyright symbol appears together as follows below.

© DORNA WSBK ORGANIZATION Srl 2024

FIGR PERUGIA TIMING





Phillip Island 4.445 m

## Grand Ridge Brewery Australian Round, 23-25 February 2024

### Chronological Analysis Tissot Superpole

1 / 3

1° 11 N. BULEGA [1'27.916]							
Lap	Seg1	Seg2	Seg3	Seg4	Lap Time	km/h	Local Time
1							13:01'26.732
2	33.176	27.009	17.370	25.263	1'42.818P		13:03'09.550
3	21.145	25.560	16.911	24.876	1'28.492	311,2	13:04'38.042
4	21.237	25.482	16.912	24.860	1'28.491	311,2	13:06'06.533
5	21.641	26.849	17.887	2'33.923	3'40.300P	310,3	13:09'46.833
6	32.435	26.340	17.039	24.959	1'40.773P		13:11'27.606
7	21.130	<b>25.440</b>	16.773	24.718	1'28.061	308,6	13:12'55.667
8	<b>20.973</b>	25.504	<b>16.762</b>	<b>24.677</b>	<b>1'27.916</b>	318,6	13:14'23.583
9	21.122	30.103	17.706	25.441	1'34.372	<b>325,3</b>	13:15'57.955

2° 29 A. IANNONE [1'28.154]							
Lap	Seg1	Seg2	Seg3	Seg4	Lap Time	km/h	Local Time
1							13:00'20.525
2	34.371	26.991	17.288	26.091	1'44.741P		13:02'05.266
3	21.383	26.118	16.982	24.793	1'29.276	314,0	13:03'34.542
4	21.304	25.880	16.873	24.886	1'28.943	314,9	13:05'03.485
5	25.912	29.802	18.089	2'53.761	4'07.564P	315,8	13:09'11.049
6	47.170	31.611	17.884	28.706	2'05.371P		13:11'16.420
7	<b>20.958</b>	<b>25.625</b>	<b>16.814</b>	<b>24.757</b>	<b>1'28.154</b>	318,6	13:12'44.574
8	21.087	27.243	17.890	29.924	1'36.144	<b>321,4</b>	13:14'20.718
9	21.796	29.225	17.378	25.638	1'34.037	309,5	13:15'54.755

3° 22 A. LOWES [1'28.239]							
Lap	Seg1	Seg2	Seg3	Seg4	Lap Time	km/h	Local Time
1							13:00'56.284
2	33.574	26.194	17.328	25.376	1'42.472P		13:02'38.756
3	21.187	25.616	16.820	<b>24.800</b>	1'28.423	314,9	13:04'07.179
4	21.139	25.600	16.932	25.093	1'28.764	<b>318,6</b>	13:05'35.943
5	25.782	29.367	19.425	3'09.196	4'23.770P	308,6	13:09'59.713
6	33.792	26.110	16.998	25.106	1'42.006P		13:11'41.719
7	<b>20.996</b>	<b>25.501</b>	<b>16.789</b>	24.953	<b>1'28.239</b>	307,7	13:13'09.958
8	26.683	30.243	20.797	34.860	1'52.583	314,0	13:15'02.541

4° 77 D. AEGERTER [1'28.403]							
Lap	Seg1	Seg2	Seg3	Seg4	Lap Time	km/h	Local Time
1							13:00'35.823
2	33.310	27.726	17.720	25.908	1'44.664P		13:02'20.487
3	21.051	25.646	<b>16.870</b>	<b>24.934</b>	1'28.501	309,5	13:03'48.988
4	21.457	25.995	19.943	4'20.958	5'28.353P	314,0	13:09'17.341
5	41.955	30.049	17.976	28.751	1'58.731P		13:11'16.072
6	<b>20.998</b>	<b>25.561</b>	16.874	24.970	<b>1'28.403</b>	312,1	13:12'44.475
7	21.490	25.923	17.211	26.188	1'30.812	<b>314,9</b>	13:14'15.287
8	21.627	26.242	17.266	25.143	1'30.278	310,3	13:15'45.565

5° 54 T. RAZGATLIOGLU [1'28.520]							
Lap	Seg1	Seg2	Seg3	Seg4	Lap Time	km/h	Local Time
1							13:00'51.665
2	33.165	26.867	18.118	25.103	1'43.253P		13:02'34.918
3	21.429	25.516	17.177	24.926	1'29.048	316,7	13:04'03.966
4	21.550	26.701	17.336	4'13.099	5'18.686P	317,6	13:09'22.652
5	33.364	26.626	17.588	25.212	1'42.790P		13:11'05.442
6	<b>21.201</b>	<b>25.409</b>	17.037	<b>24.873</b>	<b>1'28.520</b>	<b>320,5</b>	13:12'33.962
7	21.388	25.651	<b>17.020</b>	24.903	1'28.962	<b>320,5</b>	13:14'02.924
8	21.416	25.778	17.109	24.886	1'29.189	314,9	13:15'32.113

6° 55 A. LOCATELLI [1'28.540]							
Lap	Seg1	Seg2	Seg3	Seg4	Lap Time	km/h	Local Time
1							13:00'31.030
2	31.035	27.099	18.137	26.774	1'43.045P		13:02'14.075
3	21.180	25.585	16.920	<b>24.855</b>	<b>1'28.540</b>	312,1	13:03'42.615

4	21.342	30.381	20.432	26.614	1'38.769	314,0	13:05'21.384
5	21.677	26.228	17.253	1'19.035	2'24.193P	308,6	13:07'45.577
6	34.696	28.083	17.363	25.125	1'45.267P		13:09'30.844
7	21.290	<b>25.542</b>	<b>16.792</b>	25.264	1'28.888	311,2	13:10'59.732
8	<b>21.169</b>	25.764	17.020	25.129	1'29.082	<b>316,7</b>	13:12'28.814
9	21.367	36.949	17.477	24.943	1'40.736	314,0	13:14'09.550
10	21.188	25.623	16.905	24.924	1'28.640	<b>316,7</b>	13:15'38.190

7° 87 R. GARDNER [1'28.604]							
Lap	Seg1	Seg2	Seg3	Seg4	Lap Time	km/h	Local Time
1							13:00'17.984
2	37.311	27.594	17.575	25.761	1'48.241P		13:02'06.225
3	21.380	27.388	19.397	31.236	1'39.401	<b>318,6</b>	13:03'45.626
4	21.186	25.887	17.029	24.917	1'29.019	312,1	13:05'14.645
5	23.595	27.088	17.553	2'46.329	3'54.565P	317,6	13:09'09.210
6	39.456	27.385	17.537	25.746	1'50.124P		13:10'59.334
7	<b>21.153</b>	<b>25.645</b>	<b>16.905</b>	<b>24.901</b>	<b>1'28.604</b>	314,0	13:12'27.938
8	21.673	26.801	19.489	26.122	1'34.085	317,6	13:14'02.023
9	21.210	25.665	17.059	25.253	1'29.187	317,6	13:15'31.210

8° 14 S. LOWES [1'28.676]							
Lap	Seg1	Seg2	Seg3	Seg4	Lap Time	km/h	Local Time
1							13:00'19.855
2	34.229	26.674	17.510	26.222	1'44.635P		13:02'04.490
3	21.549	25.773	16.948	24.890	1'29.160	308,6	13:03'33.650
4	21.330	25.680	<b>16.940</b>	25.056	1'29.006	310,3	13:05'02.656
5	27.779	28.922	17.542	2'51.252	4'05.495P	311,2	13:09'08.151
6	39.568	26.365	17.516	<b>24.831</b>	1'48.280P		13:10'56.431
7	<b>21.063</b>	<b>25.662</b>	16.944	25.007	<b>1'28.676</b>	312,1	13:12'25.107
8	31.741	29.504	17.069	24.999	1'43.313	313,0	13:14'08.420
9	30.045	35.140	17.689	25.134	1'48.008	<b>318,6</b>	13:15'56.428

9° 1 A. BAUTISTA [1'28.700]							
Lap	Seg1	Seg2	Seg3	Seg4	Lap Time	km/h	Local Time
1							13:00'05.529
2	31.741	26.757	17.959	25.372	1'41.829P		13:01'47.358
3	21.400	25.830	17.156	24.968	1'29.354	314,0	13:03'16.712
4	21.573	25.840	17.001	25.063	1'29.477	316,7	13:04'46.189
5	21.412	25.810	17.101	2'25.281	3'29.604P	317,6	13:08'15.793
6	32.092	26.433	17.200	25.250	1'40.975P		13:09'56.768
7	<b>21.188</b>	<b>25.547</b>	17.069	<b>24.896</b>	<b>1'28.700</b>	314,9	13:11'25.468
8	21.256	25.802	16.993	24.908	1'28.959	317,6	13:12'54.427
9	21.280	25.622	<b>16.981</b>	24.926	1'28.809	317,6	13:14'23.236
10	21.284	25.861	17.043	25.041	1'29.229	<b>321,4</b>	13:15'52.465

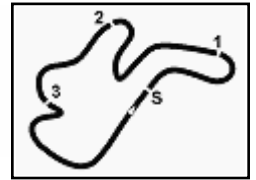
10° 21 M. RINALDI [1'28.784]							
Lap	Seg1	Seg2	Seg3	Seg4	Lap Time	km/h	Local Time
1							13:00'57.661
2	32.945	26.317	17.249	25.057	1'41.568P		13:02'39.229
3	<b>21.271</b>	25.730	<b>16.911</b>	<b>24.872</b>	<b>1'28.784</b>	<b>315,8</b>	13:04'08.013
4	21.368	25.901	16.967	25.059	1'29.295	313,0	13:05'37.308
5	23.835	27.831	17.751	3'12.292	4'21.709P	308,6	13:09'59.017
6	32.390	26.082	17.240	25.164	1'40.876P		13:11'39.893
7	21.386	<b>25.624</b>	16.930	25.098	1'29.038	308,6	13:13'08.931
8	24.114	27.088	17.794	26.092	1'35.088	310,3	13:14'44.019
9	21.367	26.145	17.401	25.633	1'30.546	308,6	13:16'14.565

11° 65 J. REA [1'28.890]							
Lap	Seg1	Seg2	Seg3	Seg4	Lap Time	km/h	Local Time
1							13:00'28.050
2	31.111	27.725	18.280	26.727	1'43.843P		13:02'11.893
3	21.503	26.079	17.299	29.579	1'34.460	313,0	13:03'46.353

24/02/2024 P = Pits In/Out - C = Lap Time Cancelled

These data/results cannot be reproduced, stored and/or transmitted in whole or in part by any manner of electronic, mechanical, photocopying, recording, broadcasting or otherwise now known or herein after developed without the previous express consent by the copyright owner, except for reproduction in daily press and regular printed publications on sale to the public within 60 days of the event related to those data/results and always provided that copyright symbol appears together as follows below.

© DORNA WSBK ORGANIZATION Srl 2024



Phillip Island 4.445 m

2 / 3

**Grand Ridge Brewery Australian Round, 23-25 February 2024**  
**Chronological Analysis Tissot Superpole**

4	21.360	25.856	17.099	25.205	1'29.520	311,2	13:05'15.873	6	21.259	<b>25.755</b>	17.156	24.979	1'29.149	313,0	13:14'02.903
5	22.161	26.461	17.218	1'24.469	2'30.309P	313,0	13:07'46.182	7	21.550	25.868	<b>17.110</b>	<b>24.861</b>	1'29.389	313,0	13:15'32.292
6	34.171	28.180	17.375	25.193	1'44.919P		13:09'31.101								
7	<b>21.282</b>	<b>25.735</b>	<b>16.948</b>	<b>24.925</b>	<b>1'28.890</b>	312,1	13:10'59.991								
8	21.415	26.090	17.223	25.176	1'29.904	<b>314,0</b>	13:12'29.895								
9	21.591	26.788	17.448	25.710	1'31.537	309,5	13:14'01.432								
10	21.669	26.065	17.200	25.142	1'30.076	313,0	13:15'31.508								

**12° 9 D. PETRUCCI [1'28.903]**

Lap	Seg.1	Seg.2	Seg.3	Seg.4	Lap Time	km/h	Local Time
1							13:00'22.018
2	33.434	27.059	17.325	25.910	1'43.728P		13:02'05.746
3	21.334	25.932	<b>16.978</b>	<b>24.848</b>	1'29.092	315,8	13:03'34.838
4	21.312	25.771	17.062	24.926	1'29.071	<b>320,5</b>	13:05'03.909
5	26.668	29.172	17.761	3'04.904	4'18.505P	317,6	13:09'22.414
6	34.934	27.022	17.446	25.536	1'44.938P		13:11'07.352
7	<b>21.244</b>	25.605	16.986	25.068	<b>1'28.903</b>	317,6	13:12'36.255
8	21.280	<b>25.472</b>	16.980	25.224	1'28.956	313,0	13:14'05.211
9	23.664	29.414	17.998	26.573	1'37.649	314,0	13:15'42.860

**13° 97 X. VIERGE [1'29.000]**

Lap	Seg.1	Seg.2	Seg.3	Seg.4	Lap Time	km/h	Local Time
1							13:00'10.348
2	39.096	35.790	18.215	30.897	2'03.998P		13:02'14.346
3	21.581	25.992	17.169	24.946	1'29.688	320,5	13:03'44.034
4	21.451	25.872	17.228	24.988	1'29.539	320,5	13:05'13.573
5	26.788	26.302	17.556	2'58.586	4'09.232P	319,5	13:09'22.805
6	33.338	26.671	17.676	25.224	1'42.909P		13:11'05.714
7	<b>21.235</b>	<b>25.691</b>	<b>17.046</b>	25.028	<b>1'29.000</b>	324,3	13:12'34.714
8	21.551	31.115	17.546	<b>24.922</b>	1'35.134	320,5	13:14'09.848
9	21.535	25.825	17.227	25.153	1'29.740	<b>327,3</b>	13:15'39.588

**14° 31 G. GERLOFF [1'29.045]**

Lap	Seg.1	Seg.2	Seg.3	Seg.4	Lap Time	km/h	Local Time
1							13:00'04.124
2	32.298	27.466	18.472	25.499	1'43.735P		13:01'47.859
3	21.364	25.805	17.079	24.911	1'29.159	315,8	13:03'17.018
4	21.432	25.996	17.032	<b>24.906</b>	1'29.366	<b>318,6</b>	13:04'46.384
5	21.660	25.916	17.228	3'48.157	4'52.961P	314,9	13:09'39.345
6	32.007	26.655	17.749	25.162	1'41.573P		13:11'20.918
7	21.443	25.695	17.197	25.094	1'29.429	315,8	13:12'50.347
8	<b>21.215</b>	25.988	17.085	24.948	1'29.236	316,7	13:14'19.583
9	21.416	<b>25.581</b>	<b>17.017</b>	25.031	<b>1'29.045</b>	316,7	13:15'48.628

**15° 47 A. BASSANI [1'29.118]**

Lap	Seg.1	Seg.2	Seg.3	Seg.4	Lap Time	km/h	Local Time
1							13:00'42.451
2	33.447	27.584	18.170	25.691	1'44.892P		13:02'27.343
3	21.405	25.782	<b>17.048</b>	25.165	1'29.400	<b>313,0</b>	13:03'56.743
4	21.637	27.544	17.963	4'03.245	5'10.389P	306,8	13:09'07.132
5	31.371	27.527	18.113	25.547	1'42.558P		13:10'49.690
6	<b>21.351</b>	<b>25.561</b>	17.166	<b>25.040</b>	<b>1'29.118</b>	311,2	13:12'18.808
7	21.489	25.762	17.376	25.318	1'29.945	309,5	13:13'48.753
8	23.556	28.420	18.089	26.032	1'36.097	304,2	13:15'24.850

**16° 60 M. VAN DER MARK [1'29.127]**

Lap	Seg.1	Seg.2	Seg.3	Seg.4	Lap Time	km/h	Local Time
1							13:00'51.943
2	33.078	26.885	18.207	25.169	1'43.339P		13:02'35.282
3	<b>21.133</b>	43.806	19.195	5'22.610	6'46.744P	<b>316,7</b>	13:09'22.026
4	33.335	26.612	17.601	25.053	1'42.601P		13:11'04.627
5	21.183	25.776	17.176	24.992	<b>1'29.127</b>	315,8	13:12'33.754

**17° 28 B. RAY [1'29.242]**

Lap	Seg.1	Seg.2	Seg.3	Seg.4	Lap Time	km/h	Local Time
1							13:00'11.072
2	37.449	29.521	18.861	34.535	2'00.366P		13:02'11.438
3	21.563	26.184	17.344	28.044	1'33.135	305,1	13:03'44.573
4	21.511	25.795	17.154	25.168	1'29.628	308,6	13:05'14.201
5	21.977	26.606	17.572	2'40.135	3'46.290P	311,2	13:09'00.491
6	37.247	31.440	18.565	33.287	2'00.539P		13:11'01.030
7	<b>21.334</b>	<b>25.756</b>	<b>17.101</b>	<b>25.051</b>	<b>1'29.242</b>	309,5	13:12'30.272
8	21.395	26.260	17.279	25.573	1'30.507	<b>312,1</b>	13:14'00.779
9	33.184	26.450	17.325	25.735	1'42.694	303,4	13:15'43.473

**18° 5 P. OETTL [1'29.263]**

Lap	Seg.1	Seg.2	Seg.3	Seg.4	Lap Time	km/h	Local Time
1							13:00'13.814
2	42.263	27.814	17.450	25.501	1'53.028P		13:02'06.842
3	21.756	26.803	20.304	27.786	1'36.649	307,7	13:03'43.491
4	21.376	25.876	17.108	<b>25.127</b>	1'29.487	306,8	13:05'12.978
5	27.798	26.036	17.627	2'45.839	3'57.300P	304,2	13:09'10.278
6	38.760	26.620	17.191	25.307	1'47.878P		13:10'58.156
7	<b>21.327</b>	<b>25.779</b>	<b>16.962</b>	25.195	<b>1'29.263</b>	<b>309,5</b>	13:12'27.419
8	21.384	25.784	17.046	25.313	1'29.527	305,1	13:13'56.946
9	37.349	28.075	17.648	25.528	1'48.600	300,8	13:15'45.546

**19° 45 S. REDDING [1'29.726]**

Lap	Seg.1	Seg.2	Seg.3	Seg.4	Lap Time	km/h	Local Time
1							13:00'50.174
2	35.036	26.926	18.193	25.659	1'45.814P		13:02'35.988
3	<b>21.580</b>	25.912	17.340	25.193	1'30.025	313,0	13:04'06.013
4	25.536	27.958	17.973	4'05.530	5'16.997P	314,0	13:09'23.010
5	33.302	27.067	17.504	25.759	1'43.632P		13:11'06.642
6	21.634	<b>25.744</b>	<b>17.122</b>	25.226	<b>1'29.726</b>	<b>315,8</b>	13:12'36.368
7	21.607	25.924	17.189	<b>25.149</b>	1'29.869	310,3	13:14'06.237
8	29.201	31.322	19.279	28.095	1'47.897	312,1	13:15'54.134

**20° 53 T. RABAT [1'29.809]**

Lap	Seg.1	Seg.2	Seg.3	Seg.4	Lap Time	km/h	Local Time
1							13:00'13.872
2	36.222	32.704	17.940	26.154	1'53.020P		13:02'06.892
3	21.639	26.105	17.429	25.325	1'30.498	<b>318,6</b>	13:03'37.390
4	21.798	26.512	17.572	25.516	1'31.398	313,0	13:05'08.788
5	25.099	27.441	18.206	2'48.429	3'59.175P	311,2	13:09'07.963
6	31.648	33.630	18.931	25.023	1'49.232P		13:10'57.195
7	<b>21.551</b>	26.038	17.401	25.563	1'30.553	316,7	13:12'27.748
8	21.577	<b>25.878</b>	<b>17.337</b>	<b>25.017</b>	<b>1'29.809</b>	316,7	13:13'57.557
9	35.142	31.650	19.923	31.422	1'58.137	316,7	13:15'55.694

**21° 95 T. MACKENZIE [1'31.133]**

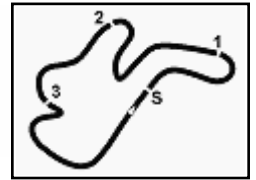
Lap	Seg.1	Seg.2	Seg.3	Seg.4	Lap Time	km/h	Local Time
1							13:00'18.128
2	37.038	28.308	18.353	26.100	1'49.799P		13:02'07.927
3	22.016	26.417	17.695	25.939	1'32.067	<b>306,8</b>	13:03'39.994
4	33.732	32.865	18.690	4'08.253	5'33.540P	301,7	13:09'13.534
5	36.295	29.132	17.853	33.006	1'56.286P		13:11'09.820
6	21.840	26.355	<b>17.565</b>	25.964	1'31.724	305,9	13:12'41.544
7	<b>21.800</b>	<b>26.322</b>	17.584	<b>25.427</b>	<b>1'31.133</b>	<b>306,8</b>	13:14'12.677

24/02/2024 P = Pits In/Dut - C = Lap Time Cancelled

These data/results cannot be reproduced, stored and/or transmitted in whole or in part by any manner of electronic, mechanical, photocopying, recording, broadcasting or otherwise now known or herein after developed without the previous express consent by the copyright owner, except for reproduction in daily press and regular printed publications on sale to the public within 60 days of the event related to those data/results and always provided that copyright symbol appears together as follows below.

© DORNA WSBK ORGANIZATION Srl 2024





**Grand Ridge Brewery Australian Round, 23-25 February 2024**  
**Chronological Analysis Tissot Superpole**

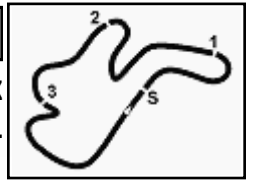
22° 27 A. NORRODIN [1'31.888]							
Lap	Seg.1	Seg.2	Seg.3	Seg.4	Lap Time	km/h	Local Time
1							13:00'15.780
2	40.079	27.916	18.275	26.115	1'52.385P		13:02'08.165
3	22.229	26.793	17.841	25.805	1'32.668	304,2	13:03'40.833
4	22.581	34.523	18.802	4'22.722	5'38.628P	301,7	13:09'19.461
5	38.267	27.439	17.737	25.945	1'49.388P		13:11'08.849
6	<b>22.028</b>	26.661	17.837	26.162	1'32.688	<b>309,5</b>	13:12'41.537
7	22.094	<b>26.543</b>	<b>17.660</b>	<b>25.591</b>	<b>1'31.888</b>	301,7	13:14'13.425
8	22.953	27.668	17.926	25.896	1'34.443	307,7	13:15'47.868

24/02/2024 P = Pits In/Dut - C = Lap Time Cancelled

These data/results cannot be reproduced, stored and/or transmitted in whole or in part by any manner of electronic, mechanical, photocopying, recording, broadcasting or otherwise now known or herein after developed without the previous express consent by the copyright owner, except for reproduction in daily press and regular printed publications on sale to the public within 60 days of the event related to those data/results and always provided that copyright symbol appears together as follows below.

© DORNA WSBK ORGANIZATION Srl 2024





Phillip Island 4.445 m

## Grand Ridge Brewery Australian Round, 23-25 February 2024

### Best Laps & Speeds

No.	Rider	Nat	Best Lap		FP1		FP2		FP3		SP	
			LL	SPD	LL	SPD	LL	SPD	LL	SPD	LL	SPD
1	<b>11 N. BULEGA</b> Ducati Panigale V4R	ITA	<b>1'27.916</b> 41	325,3	1'29.949 8	318,6	1'29.101 13	324,3	1'28.716 12	319,5	<b>1'27.916</b> 8	<b>325,3</b>
2	<b>29 A. IANNONE</b> Ducati Panigale V4R	ITA	<b>1'28.154</b> 42	321,4	1'29.885 10	<b>321,4</b>	1'29.323 13	315,8	1'29.356 11	318,6	<b>1'28.154</b> 8	<b>321,4</b>
3	<b>22 A. LOWES</b> Kawasaki ZX-10RR	GBR	<b>1'28.239</b> 37	321,4	1'29.303 4	<b>321,4</b>	1'29.042 14	317,6	1'28.990 12	319,5	<b>1'28.239</b> 7	318,6
4	<b>77 D. AEGERTER</b> Yamaha YZF R1	SUI	<b>1'28.403</b> 44	319,5	1'30.350 9	315,8	1'29.623 15	314,9	1'28.840 13	<b>319,5</b>	<b>1'28.403</b> 7	314,9
5	<b>54 T. RAZGATLIOGLU</b> BMW M 1000 RR	TUR	<b>1'28.520</b> 35	324,3	1'30.354 5	<b>324,3</b>	1'29.407 13	319,5	1'28.719 10	322,4	<b>1'28.520</b> 7	320,5
6	<b>55 A. LOCATELLI</b> Yamaha YZF R1	ITA	<b>1'28.540</b> 43	318,6	1'29.197 4	314,0	1'29.522 17	314,9	1'28.723 13	<b>318,6</b>	<b>1'28.540</b> 9	316,7
7	<b>87 R. GARDNER</b> Yamaha YZF R1	AUS	<b>1'28.604</b> 45	319,5	1'29.755 8	315,8	1'29.349 16	<b>319,5</b>	1'28.937 13	314,9	<b>1'28.604</b> 8	318,6
8	<b>14 S. LOWES</b> Ducati Panigale V4R	GBR	<b>1'28.676</b> 29	318,6	1'29.717 7	314,0	1'29.292 14	314,9			<b>1'28.676</b> 8	<b>318,6</b>
9	<b>1 A. BAUTISTA</b> Ducati Panigale V4R	ESP	<b>1'28.700</b> 40	322,4	1'30.034 7	319,5	1'29.572 11	319,5	1'29.082 13	<b>322,4</b>	<b>1'28.700</b> 9	321,4
10	<b>21 M. RINALDI</b> Ducati Panigale V4R	ITA	<b>1'28.784</b> 43	315,8	1'29.924 7	312,1	1'29.343 16	312,1	1'29.376 12	311,2	<b>1'28.784</b> 8	<b>315,8</b>
11	<b>65 J. REA</b> Yamaha YZF R1	GBR	<b>1'28.890</b> 40	317,6	1'30.495 6	306,8	1'30.097 12	307,7	1'29.406 13	<b>317,6</b>	<b>1'28.890</b> 9	314,0
12	<b>9 D. PETRUCCI</b> Ducati Panigale V4R	ITA	<b>1'28.903</b> 42	320,5	1'30.455 8	<b>320,5</b>	1'29.237 15	317,6	1'29.588 11	315,8	<b>1'28.903</b> 8	<b>320,5</b>
13	<b>31 G. GERLOFF</b> BMW M 1000 RR	USA	<b>1'28.972</b> 39	318,6	1'31.437 7	315,8	1'31.231 13	314,0	<b>1'28.972</b> 11	316,7	1'29.045 8	<b>318,6</b>
14	<b>97 X. VIERGE</b> Honda CBR1000 RR-R	ESP	<b>1'29.000</b> 37	327,3	1'31.004 5	318,6	1'29.815 13	320,5	1'29.455 11	324,3	<b>1'29.000</b> 8	<b>327,3</b>
15	<b>47 A. BASSANI</b> Kawasaki ZX-10RR	ITA	<b>1'29.118</b> 38	316,7	1'31.030 3	311,2	1'30.085 15	313,0	1'29.682 13	<b>316,7</b>	<b>1'29.118</b> 7	313,0
16	<b>60 M. VAN DER MARK</b> BMW M 1000 RR	NED	<b>1'29.127</b> 35	316,7	1'30.808 6	314,9	1'29.264 13	<b>316,7</b>	1'29.311 10	<b>316,7</b>	<b>1'29.127</b> 6	<b>316,7</b>
17	<b>5 P. OETTL</b> Yamaha YZF R1	GER	<b>1'29.163</b> 48	313,0	1'30.752 11	311,2	1'29.514 16	307,7	<b>1'29.163</b> 13	<b>313,0</b>	1'29.263 8	309,5
18	<b>28 B. RAY</b> Yamaha YZF R1	GBR	<b>1'29.242</b> 34	313,0	1'31.443 7	<b>313,0</b>	1'30.753 10	307,7	1'30.555 9	309,5	<b>1'29.242</b> 8	312,1
19	<b>45 S. REDDING</b> BMW M 1000 RR	GBR	<b>1'29.726</b> 21	315,8	1'30.896 5	314,0	1'31.155 6	311,2	1'30.673 3	311,2	<b>1'29.726</b> 7	<b>315,8</b>
20	<b>53 T. RABAT</b> Kawasaki ZX-10RR	ESP	<b>1'29.809</b> 46	319,5	1'32.404 9	<b>319,5</b>	1'31.341 17	314,9	1'30.047 12	<b>319,5</b>	<b>1'29.809</b> 8	318,6
21	<b>95 T. MACKENZIE</b> Honda CBR1000 RR-R	GBR	<b>1'31.133</b> 37	306,8	1'32.416 8	305,1	1'31.863 12	303,4	1'31.348 11	305,9	<b>1'31.133</b> 6	<b>306,8</b>
22	<b>7 I. LECUONA</b> Honda CBR1000 RR-R	ESP	<b>1'31.315</b> 16	315,8	1'31.682 6	<b>315,8</b>	1'31.315 10	314,0				
23	<b>27 A. NORRODIN</b> Honda CBR1000 RR-R	MAS	<b>1'31.573</b> 41	314,0	1'33.862 10	300,0	1'32.649 14	300,8	<b>1'31.573</b> 10	<b>314,0</b>	1'31.888 7	309,5

24/02/2024

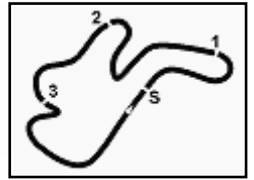
These data/results cannot be reproduced, stored and/or transmitted in whole or in part by any manner of electronic, mechanical, photocopying, recording, broadcasting or otherwise now known or herein after developed without the previous express consent by the copyright owner, except for reproduction in daily press and regular printed publications on sale to the public within 60 days of the event related to those data/results and always provided that copyright symbol appears together as follows below.

© DORNA WSBK ORGANIZATION Srl 2024

FICR PERUGIA TIMING







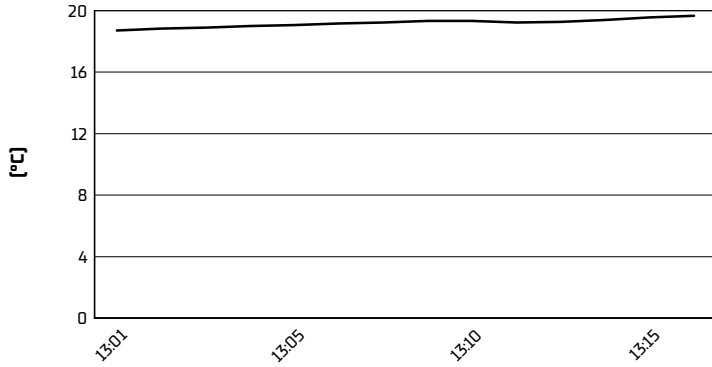
Phillip Island 4.445 m

**Grand Ridge Brewery Australian Round, 23-25 February 2024**

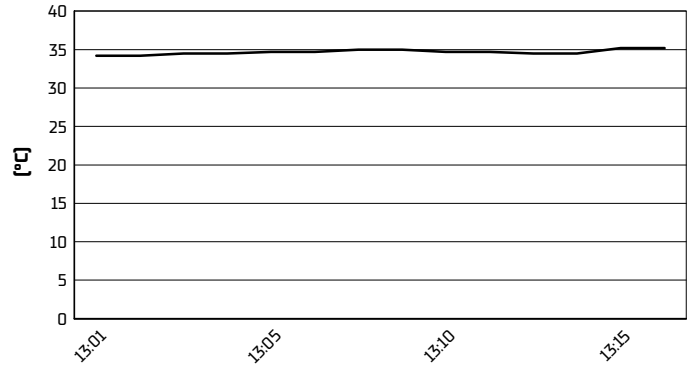
**Weather Report Tissot Superpole**

Session started 13:00 - Session ended 13:17


**Air Temperature**



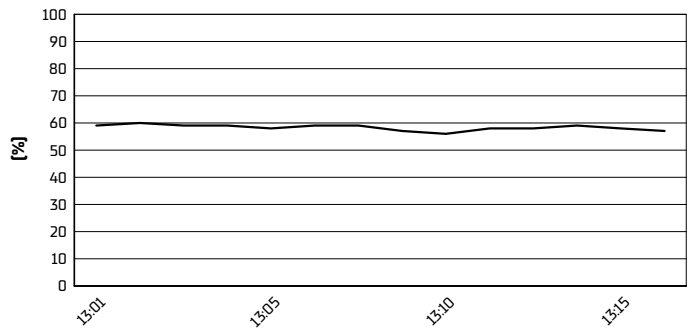
**Track Temperature**



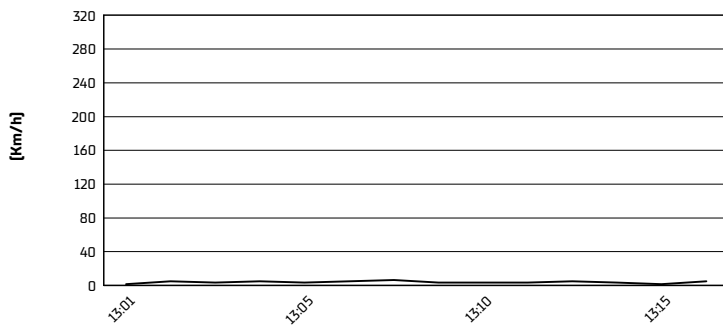
**Air Pressure**



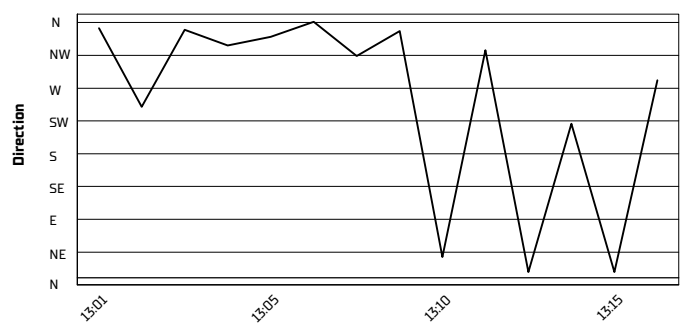
**Humidity**



**Wind Speed**



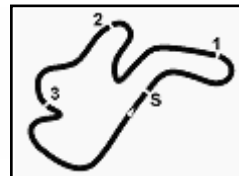
**Wind Direction**



24/02/2024

These data/results cannot be reproduced, stored and/or transmitted in whole or in part by any manner of electronic, mechanical, photocopying, recording, broadcasting or otherwise now known or herein after developed without the previous express consent by the copyright owner, except for reproduction in daily press and regular printed publications on sale to the public within 60 days of the event related to those data/results and always provided that copyright symbol appears together as follows below.

© DORNA WSBK ORGANIZATION Srl 2024



Phillip Island 4.445 m

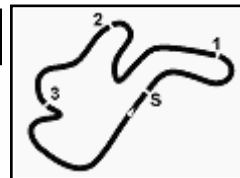
## Grand Ridge Brewery Australian Round, 23-25 February 2024

### Starting Grid - Race 1 (20 Laps x 4,445 km = 88,900 km)

1	11	BULEGA N. Ducati	1'27.916	2	29	IANNONE A. Ducati	1'28.154	3	22	LOWES A. Kawasaki	1'28.239
2	77	AEGERTER D. Yamaha	1'28.403	5	54	RAZGATLIOGLU T. BMW	1'28.520	6	55	LOCATELLI A. Yamaha	1'28.540
3	87	GARDNER R. Yamaha	1'28.604	8	14	LOWES S. Ducati	1'28.676	9	1	BAUTISTA A. Ducati	1'28.700
4	21	RINALDI M. Ducati	1'28.784	11	65	REA J. Yamaha	1'28.890	12	9	PETRUCCI D. Ducati	1'28.903
5	97	VIERGE X. Honda	1'29.000	14	31	GERLOFF G. BMW	1'29.045	15	47	BASSANI A. Kawasaki	1'29.118
6	60	VAN DER MARK M. BMW	1'29.127	17	28	RAY B. Yamaha	1'29.242	18	5	OETTL P. Yamaha	1'29.263
7	45	REDDING S. BMW	1'29.726	20	53	RABAT T. Kawasaki	1'29.809	21	95	MACKENZIE T. Honda	1'31.133
8	27	NORRODIN A. Honda	1'31.888								

24/02/2024 The Race Director .....

These data/results cannot be reproduced, stored and/or transmitted in whole or in part by any manner of electronic, mechanical, photocopying, recording, broadcasting or otherwise now known or herein after developed without the previous express consent by the copyright owner, except for reproduction in daily press and regular printed publications on sale to the public within 60 days of the event related to those data/results and always provided that copyright symbol appears together as follows below. © DORNA WSBK ORGANIZATION Srl 2024



Phillip Island 4.445 m

## Grand Ridge Brewery Australian Round, 23-25 February 2024

### Tissot Superpole Ranking

	2021	2022	2023	2024
<b>01 Phillip Island</b>		Bautista (Esp) Duc 1'29.815 (178,2 Km/h)	Razgatlioglu (Tur) Yam 1'29.400 (179,0 Km/h)	Bulega (Ita) Duc 1'27.916 (182,0 Km/h)
<b>02 Barcelona</b>	Sykes (Gbr) Bmw 1'40.408 (165,9 Km/h)	Lecuona (Esp) Hon 1'40.766 (165,3 Km/h)	Bautista (Esp) Duc 1'40.264 (166,1 Km/h)	
<b>03 Assen</b>	Rea (Gbr) Kaw 1'33.842 (174,2 Km/h)	Razgatlioglu (Tur) Yam 1'32.934 (175,9 Km/h)	Bautista (Esp) Duc 1'33.542 (174,8 Km/h)	
<b>04 Misano</b>	Rea (Gbr) Kaw 1'33.416 (156,5 Km/h)	Bautista (Esp) Duc 1'33.328 (156,6 Km/h)	Bautista (Esp) Duc 1'33.017 (157,1 Km/h)	
<b>05 Donington</b>	Rea (Gbr) Kaw 1'40.101 (113,2 Km/h)	Rea (Gbr) Kaw 1'26.080 (131,7 Km/h)	Rea (Gbr) Kaw 1'26.041 (131,8 Km/h)	
<b>06 Most</b>	Rea (Gbr) Kaw 1'31.684 (165,4 Km/h)	Rea (Gbr) Kaw 1'30.947 (166,7 Km/h)	Razgatlioglu (Tur) Yam 1'30.801 (167,0 Km/h)	
<b>07 Portimao</b>	Razgatlioglu (Tur) Yam 1'40.219 (165,0 Km/h)	Rea (Gbr) Kaw 1'39.610 (166,0 Km/h)	Rea (Gbr) Kaw 1'39.620 (165,9 Km/h)	
<b>08 Balaton</b>				
<b>09 Magny-Cours</b>	Rea (Gbr) Kaw 1'35.683 (159,0 Km/h)	Rea (Gbr) Kaw 1'36.124 (158,2 Km/h)	Gerloff (Usa) Bmw 1'35.453 (159,3 Km/h)	
<b>10 Cremona</b>				
<b>11 Aragon</b>	Rea (Gbr) Kaw 1'48.458 (168,5 Km/h)	Razgatlioglu (Tur) Yam 1'48.267 (168,8 Km/h)	Rea (Gbr) Kaw 1'47.973 (169,3 Km/h)	
<b>12 Jerez</b>	Razgatlioglu (Tur) Yam 1'38.512 (161,6 Km/h)		Bautista (Esp) Duc 1'38.635 (161,4 Km/h)	

#### 2024

1 N. Bulega

#### ALL TIMES

51 T. Sykes	7 R. Laconi	2 M. Campbell	1 T. Hill
43 T. Corser	6 C. Crutchlow	2 A. Gobert	1 S. Hislop
43 J. Rea	6 J. Kocinski	2 M. Lucchinelli	1 J. Hopkins
26 T. Bayliss	5 M. Biaggi	2 B. Monti	1 I. Jaitovich
21 C. Fogarty	5 D. Giugliano	2 Y. Nagai	1 T. Kipp
17 D. Polen	4 S. Guintoli	2 M. Neukirchner	1 L. Lanzi
16 N. Hodgson	4 E. Laverty	2 S. Redding	1 I. Lecuona
15 C. Edwards	4 M. Melandri	2 D. Tardozzi	1 A. Lowes
12 T. Razgatlioglu	4 F. Merkel	2 A. Yanagawa	1 M. Mladin
11 B. Spies	4 J. Toseland	1 A. Badovini	1 F. Nieto
10 A. Bautista	3 L. Haslam	1 N. Bulega	1 J. Reynolds
10 C. Checa	3 Y. Kagayama	1 R. Burnett	1 M. Tamada
10 P. Chilli	3 S. Martin	1 D. Chandler	1 M. van der Mark
9 R. Roche	3 S. Mertens	1 S. Crafar	1 A. Vieira
8 G. Falappa	3 R. Phillis	1 M. Doohan	1 R. Xaus
8 S. Russell	3 J. Smrz	1 M. Dowson	
8 A. Slight	3 C. Vermeulen	1 M. Fabrizio	
7 C. Davies	2 L. Baz	1 G. Gerloff	
7 N. Haga	2 B. Bostrom	1 P. Goddard	

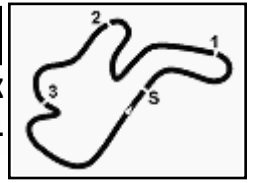
24/02/2024

These data/results cannot be reproduced, stored and/or transmitted in whole or in part by any manner of electronic, mechanical, photocopying, recording, broadcasting or otherwise now known or herein after developed without the previous express consent by the copyright owner, except for reproduction in daily press and regular printed publications on sale to the public within 60 days of the event related to those data/results and always provided that copyright symbol appears together as follows below.

© DORNA WSBK ORGANIZATION Srl 2024

FICR PERUGIA TIMING





Phillip Island 4.445 m

**Grand Ridge Brewery Australian Round, 23–25 February 2024**  
**Tissot Superpole Award**

	Points	Points From First	Points From Previous	February 25 <b>PHILLIP ISLAND</b>	March 24 <b>BARCELONA</b>	April 21 <b>ASSEN</b>	June 16 <b>MISANO</b>	July 14 <b>DONINGTON PARK</b>	July 21 <b>MOST</b>	August 11 <b>PORTIMAO</b>	August 25 <b>BALATON PARK</b>	September 8 <b>MAGNY-COURS</b>	September 22 <b>CREMONA CIRCUIT</b>	September 29 <b>ARAGON</b>	October 20 <b>JEREZ</b>				
1 <b>BULEGA</b> Nicolo (ITA)	12			12															
2 <b>IANNONE</b> Andrea (ITA)	9	3		9															
3 <b>LOWES</b> Alex (GBR)	7	5	2	7															
4 <b>AEGERTER</b> Dominique (SUI)	6	6	1	6															
5 <b>RAZGATLIOGLU</b> Toprak (TUR)	5	7	1	5															
6 <b>LOCATELLI</b> Andrea (ITA)	4	8	1	4															
7 <b>GARDNER</b> Remy (AUS)	3	9	1	3															
8 <b>LOWES</b> Sam (GBR)	2	10	1	2															
9 <b>BAUTISTA</b> Alvaro (ESP)	1	11	1	1															

24/02/2024 Odd points columns: Tissot Superpole Even points columns: Tissot Superpole Race

These data/results cannot be reproduced, stored and/or transmitted in whole or in part by any manner of electronic, mechanical, photocopying, recording, broadcasting or otherwise now known or herein after developed without the previous express consent by the copyright owner, except for reproduction in daily press and regular printed publications on sale to the public within 60 days of the event related to those data/results and always provided that copyright symbol appears together as follows below.

© DORNA WSBK ORGANIZATION Srl 2024