

Grand Ridge Brewery Australian Round, 23-25 February 2024

Results Warm Up

No.	Rider	Nat	Team	Bike	Class	Time	Gap	Rel.	Laps	Speed	
										Avg	Max
1	55 A. LOCATELLI	ITA	Pata Prometeon Yamaha	Yamaha YZF R1		1'29.064			6	179,669	326,3
2	47 A. BASSANI	ITA	Kawasaki Racing Team WorldSBK	Kawasaki ZX-10RR		1'29.076	0.012	0.012	7	179,644	331,3
3	22 A. LOWES	GBR	Kawasaki Racing Team WorldSBK	Kawasaki ZX-10RR		1'29.159	0.095	0.083	7	179,477	321,4
4	60 M. VAN DER MARK	NED	ROKIT BMW Motorrad WorldSBK Team	BMW M1000 RR		1'29.229	0.165	0.070	7	179,336	329,3
5	1 A. BAUTISTA	ESP	Aruba.it Racing - Ducati	Ducati Panigale V4R		1'29.249	0.185	0.020	7	179,296	327,3
6	77 D. AEGERTER	SUI	GYTR GRT Yamaha WorldSBK Team	Yamaha YZF R1		1'29.346	0.282	0.097	6	179,101	318,6
7	21 M. RINALDI	ITA	Team Motocorsa Racing	Ducati Panigale V4R	IND	1'29.352	0.288	0.006	7	179,089	327,3
8	14 S. LOWES	GBR	ELF Marc VDS Racing Team	Ducati Panigale V4R	IND	1'29.414	0.350	0.062	7	178,965	326,3
9	87 R. GARDNER	AUS	GYTR GRT Yamaha WorldSBK Team	Yamaha YZF R1		1'29.426	0.362	0.012	7	178,941	319,5
10	54 T. RAZGATLIOGLU	TUR	ROKIT BMW Motorrad WorldSBK Team	BMW M1000 RR		1'29.437	0.373	0.011	7	178,919	328,3
11	5 P. OETTL	GER	GMT94 Yamaha	Yamaha YZF R1	IND	1'29.642	0.578	0.205	7	178,510	321,4
12	29 A. IANNONE	ITA	Team GoEleven	Ducati Panigale V4R	IND	1'29.686	0.622	0.044	6	178,422	331,3
13	97 X. VIERGE	ESP	Team HRC	Honda CBR1000 RR-R		1'29.737	0.673	0.051	7	178,321	335,4
14	31 G. GERLOFF	USA	Bonovo Action BMW	BMW M1000 RR		1'29.765	0.701	0.028	6	178,265	325,3
15	45 S. REDDING	GBR	Bonovo Action BMW	BMW M1000 RR		1'29.922	0.858	0.157	7	177,954	327,3
16	65 J. REA	GBR	Pata Prometeon Yamaha	Yamaha YZF R1		1'29.960	0.896	0.038	6	177,879	319,5
17	28 B. RAY	GBR	Yamaha Motoxracing WorldSBK Team	Yamaha YZF R1	IND	1'30.281	1.217	0.321	7	177,247	317,6
18	53 T. RABAT	ESP	Kawasaki Puccetti Racing	Kawasaki ZX-10RR	IND	1'30.354	1.290	0.073	5	177,103	327,3
19	9 D. PETRUCCI	ITA	Barni Spark Racing Team	Ducati Panigale V4R	IND	1'30.400	1.336	0.046	6	177,013	331,3
20	95 T. MACKENZIE	GBR	PETRONAS MIE Racing Honda	Honda CBR1000 RR-R	IND	1'31.636	2.572	1.236	7	174,626	315,8
21	27 A. NORRODIN	MAS	PETRONAS MIE Racing Honda	Honda CBR1000 RR-R	IND	1'32.608	3.544	0.972	7	172,793	321,4
----- Out 105% in this Session -----											
22	11 N. BULEGA	ITA	Aruba.it Racing - Ducati	Ducati Panigale V4R		1'34.475	5.411	1.867	2	169,378	326,3

Qualifying Lap Time (105% of 1'29.064): 1'33.518

AIR	Humidity:	62%	Temp:	21°C
TRACK	Condition:	Dry	Temp:	28°C

Records	Pole	(SP)	2024 N.Bulega	1'27.916	182,010	Km/h
	Race	(RC1)	2024 N.Bulega	1'28.564	180,680	Km/h
	All Times	(SP)	2024 N.Bulega	1'27.916	182,010	Km/h

Start 25/02/2024 10:30 End 10:42 The results are provisional until the end of the time limit for protests and appeals and the completion of the technical checks.

These data/results cannot be reproduced, stored and/or transmitted in whole or in part by any manner of electronic, mechanical, photocopying, recording, broadcasting or otherwise now known or herein after developed without the previous express consent by the copyright owner, except for reproduction in daily press and regular printed publications on sale to the public within 60 days of the event related to those data/results and always provided that copyright symbol appears together as follows below.

© DORNA WSBK ORGANIZATION Srl 2024

Grand Ridge Brewery Australian Round, 23-25 February 2024

Results Warm Up

Session Highlights

Local Time	No. Rider	Description
10.30.00		Start
10.30.04		WorldSBK Pit Intervention Time: 1min 3secs
10.32.31		N.21 - B7 Racelink GPS not working - must be fixed for SP Race
10.34.43		N.11 Racelink RF not working well - must be fixed for SP Race
10.35.46	11 N. BULEGA	Crashed - Turn 3
10.37.22	11 N. BULEGA	Re-joined
10.40.36	5 P. OETTL	Lap Cancelled [1'45.454] - Yellow Flag - Turn 3
10.40.41	97 X. VIERGE	Lap Cancelled [1'44.748] - Yellow Flag - Turn 3
10.40.46	53 T. RABAT	Lap Cancelled [1'46.426] - Yellow Flag - Turn 3
10.40.51	27 A. NORRODIN	Lap Cancelled [1'37.424] - Yellow Flag - Turn 3
10.40.56	22 A. LOWES	Lap Cancelled [1'29.860] - Yellow Flag - Turn 3
10.41.01	14 S. LOWES	Lap Cancelled [1'30.082] - Yellow Flag - Turn 3
10.41.02	21 M. RINALDI	Lap Cancelled [1'40.873] - Yellow Flag - Turn 3
10.41.06	95 T. MACKENZIE	Lap Cancelled [1'31.890] - Yellow Flag - Turn 3
10.41.28	87 R. GARDNER	Lap Cancelled [1'45.545] - Yellow Flag - Turn 3
10.42.51		End Of Session

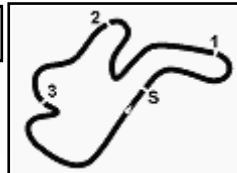
Fastest Laps Sequence

No.	Rider	Nat	Team	Bike	Local Time	Time	Gap	Avg
31	G. GERLOFF	USA	Bonovo Action BMW	BMW M 1000 RR	10:33'15.245	1'30.075		177,652
54	T. RAZGATLIOGLU	TUR	ROKIT BMW Motorrad WorldSBK Team	BMW M 1000 RR	10:33'15.359	1'29.960	-0.115	177,879
1	A. BAUTISTA	ESP	Aruba.it Racing - Ducati	Ducati Panigale V4R	10:33'20.963	1'29.944	-0.016	177,911
60	M. VAN DER MARK	NED	ROKIT BMW Motorrad WorldSBK Team	BMW M 1000 RR	10:33'21.205	1'29.229	-0.715	179,336
22	A. LOWES	GBR	Kawasaki Racing Team WorldSBK	Kawasaki ZX-10RR	10:33'45.902	1'29.159	-0.070	179,477
55	A. LOCATELLI	ITA	Pata Prometeon Yamaha	Yamaha YZF R1	10:36'07.040	1'29.064	-0.095	179,669

Start 10:30 End 10:42 The results are provisional until the end of the time limit for protests and appeals and the completion of the technical checks.

These data/results cannot be reproduced, stored and/or transmitted in whole or in part by any manner of electronic, mechanical, photocopying, recording, broadcasting or otherwise now known or herein after developed without the previous express consent by the copyright owner, except for reproduction in daily press and regular printed publications on sale to the public within 60 days of the event related to those data/results and always provided that copyright symbol appears together as follows below.

© DORNA WSBK ORGANIZATION Srl 2024



Phillip Island 4.445 m

Grand Ridge Brewery Australian Round, 23-25 February 2024

Best Sectors & Speed Warm Up

BEST LAP

1	55	A. LOCATELLI	Yamaha YZF R1	1'29.064
2	47	A. BASSANI	Kawasaki ZX-10RR	1'29.076
3	22	A. LOWES	Kawasaki ZX-10RR	1'29.159
4	60	M. VAN DER MARK	BMW M 1000 RR	1'29.229
5	1	A. BAUTISTA	Ducati Panigale V4R	1'29.249
6	77	D. AEGERTER	Yamaha YZF R1	1'29.346
7	21	M. RINALDI	Ducati Panigale V4R	1'29.352
8	14	S. LOWES	Ducati Panigale V4R	1'29.414
9	87	R. GARDNER	Yamaha YZF R1	1'29.426
10	54	T. RAZGATLIOGLU	BMW M 1000 RR	1'29.437
11	5	P. OETTL	Yamaha YZF R1	1'29.642
12	29	A. IANNONE	Ducati Panigale V4R	1'29.686
13	97	X. VIERGE	Honda CBR1000 RR-R	1'29.737
14	31	G. GERLOFF	BMW M 1000 RR	1'29.765
15	45	S. REDDING	BMW M 1000 RR	1'29.922
16	65	J. REA	Yamaha YZF R1	1'29.960
17	28	B. RAY	Yamaha YZF R1	1'30.281
18	53	T. RABAT	Kawasaki ZX-10RR	1'30.354
19	9	D. PETRUCCI	Ducati Panigale V4R	1'30.400
20	95	T. MACKENZIE	Honda CBR1000 RR-R	1'31.636
21	27	A. NORRODIN	Honda CBR1000 RR-R	1'32.608
22	11	N. BULEGA	Ducati Panigale V4R	1'34.475

SPEED

1	97	X. VIERGE	Honda CBR1000 RR-R	335,4
2	29	A. IANNONE	Ducati Panigale V4R	331,3
3	9	D. PETRUCCI	Ducati Panigale V4R	331,3
4	47	A. BASSANI	Kawasaki ZX-10RR	331,3
5	60	M. VAN DER MARK	BMW M 1000 RR	329,3
6	54	T. RAZGATLIOGLU	BMW M 1000 RR	328,3
7	21	M. RINALDI	Ducati Panigale V4R	327,3
8	45	S. REDDING	BMW M 1000 RR	327,3
9	1	A. BAUTISTA	Ducati Panigale V4R	327,3
10	53	T. RABAT	Kawasaki ZX-10RR	327,3
11	55	A. LOCATELLI	Yamaha YZF R1	326,3
12	14	S. LOWES	Ducati Panigale V4R	326,3
13	11	N. BULEGA	Ducati Panigale V4R	326,3
14	31	G. GERLOFF	BMW M 1000 RR	325,3
15	27	A. NORRODIN	Honda CBR1000 RR-R	321,4
16	22	A. LOWES	Kawasaki ZX-10RR	321,4
17	5	P. OETTL	Yamaha YZF R1	321,4
18	65	J. REA	Yamaha YZF R1	319,5
19	87	R. GARDNER	Yamaha YZF R1	319,5
20	77	D. AEGERTER	Yamaha YZF R1	318,6
21	28	B. RAY	Yamaha YZF R1	317,6
22	95	T. MACKENZIE	Honda CBR1000 RR-R	315,8

SEG. 1

1	22	A. LOWES	21.218
2	47	A. BASSANI	21.239
3	55	A. LOCATELLI	21.294
4	87	R. GARDNER	21.302
5	77	D. AEGERTER	21.311
6	1	A. BAUTISTA	21.353
7	14	S. LOWES	21.358
8	65	J. REA	21.364
9	60	M. VAN DER MARK	21.376
10	29	A. IANNONE	21.414
11	5	P. OETTL	21.455
12	54	T. RAZGATLIOGLU	21.478
13	31	G. GERLOFF	21.500
14	97	X. VIERGE	21.516
15	45	S. REDDING	21.534
16	21	M. RINALDI	21.547
17	11	N. BULEGA	21.549
18	53	T. RABAT	21.602
19	28	B. RAY	21.606
20	9	D. PETRUCCI	21.610
21	95	T. MACKENZIE	21.878
22	27	A. NORRODIN	22.136

SEG. 2

1	22	A. LOWES	25.846
2	60	M. VAN DER MARK	25.858
3	1	A. BAUTISTA	25.882
4	54	T. RAZGATLIOGLU	25.886
5	87	R. GARDNER	25.892
6	21	M. RINALDI	25.952
7	55	A. LOCATELLI	25.954
8	47	A. BASSANI	25.956
9	97	X. VIERGE	25.993
10	77	D. AEGERTER	25.999
11	45	S. REDDING	26.010
12	65	J. REA	26.017
13	14	S. LOWES	26.017
14	5	P. OETTL	26.070
15	31	G. GERLOFF	26.079
16	28	B. RAY	26.083
17	29	A. IANNONE	26.127
18	9	D. PETRUCCI	26.191
19	53	T. RABAT	26.303
20	11	N. BULEGA	26.424
21	95	T. MACKENZIE	26.487
22	27	A. NORRODIN	27.006

SEG. 3

1	22	A. LOWES	16.985
2	55	A. LOCATELLI	16.985
3	47	A. BASSANI	17.025
4	14	S. LOWES	17.033
5	1	A. BAUTISTA	17.062
6	29	A. IANNONE	17.088
7	21	M. RINALDI	17.108
8	54	T. RAZGATLIOGLU	17.108
9	87	R. GARDNER	17.112
10	11	N. BULEGA	17.147
11	77	D. AEGERTER	17.150
12	60	M. VAN DER MARK	17.179
13	5	P. OETTL	17.184
14	31	G. GERLOFF	17.228
15	9	D. PETRUCCI	17.237
16	97	X. VIERGE	17.250
17	65	J. REA	17.294
18	53	T. RABAT	17.303
19	45	S. REDDING	17.312
20	28	B. RAY	17.401
21	95	T. MACKENZIE	17.660
22	27	A. NORRODIN	17.713

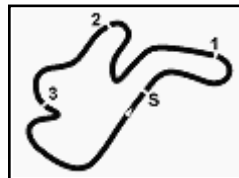
SEG. 4

1	55	A. LOCATELLI	24.675
2	21	M. RINALDI	24.711
3	1	A. BAUTISTA	24.715
4	60	M. VAN DER MARK	24.733
5	47	A. BASSANI	24.733
6	14	S. LOWES	24.784
7	97	X. VIERGE	24.808
8	54	T. RAZGATLIOGLU	24.829
9	87	R. GARDNER	24.832
10	22	A. LOWES	24.852
11	77	D. AEGERTER	24.853
12	29	A. IANNONE	24.894
13	9	D. PETRUCCI	24.911
14	31	G. GERLOFF	24.912
15	45	S. REDDING	24.921
16	5	P. OETTL	24.923
17	65	J. REA	24.929
18	53	T. RABAT	25.000
19	11	N. BULEGA	25.082
20	28	B. RAY	25.191
21	95	T. MACKENZIE	25.344
22	27	A. NORRODIN	25.401

25/02/2024

These data/results cannot be reproduced, stored and/or transmitted in whole or in part by any manner of electronic, mechanical, photocopying, recording, broadcasting or otherwise now known or herein after developed without the previous express consent by the copyright owner, except for reproduction in daily press and regular printed publications on sale to the public within 60 days of the event related to those data/results and always provided that copyright symbol appears together as follows below.

© DORNA WSBK ORGANIZATION Srl 2024



Phillip Island 4.445 m

Grand Ridge Brewery Australian Round, 23-25 February 2024

Ideal Times Warm Up

No. Rider	Nat	Bike	Seg. 1 Diff. 1	Seg. 2 Diff. 2	Seg. 3 Diff. 3	Seg. 4 Diff. 4	Ideal Time Best Lap	Pos.	Diff.
1 22 A. LOWES	GBR	Kawasaki ZX-10RR	21.218 +0.238	25.846 +0.020	16.985	24.852	1'28.901 1'29.159	3	0.258
2 55 A. LOCATELLI	ITA	Yamaha YZF R1	21.294	25.954 +0.156	16.985	24.675	1'28.908 1'29.064	1	0.156
3 47 A. BASSANI	ITA	Kawasaki ZX-10RR	21.239 +0.113	25.956	17.025	24.733 +0.010	1'28.953 1'29.076	2	0.123
4 1 A. BAUTISTA	ESP	Ducati Panigale V4R	21.353 +0.073	25.882	17.062 +0.121	24.715 +0.043	1'29.012 1'29.249	5	0.237
5 87 R. GARDNER	AUS	Yamaha YZF R1	21.302	25.892 +0.108	17.112 +0.002	24.832 +0.178	1'29.138 1'29.426	9	0.288
6 60 M. VAN DER MARK	NED	BMW M 1000 RR	21.376 +0.083	25.858	17.179	24.733	1'29.146 1'29.229	4	0.083
7 14 S. LOWES	GBR	Ducati Panigale V4R	21.358	26.017	17.033 +0.144	24.784 +0.078	1'29.192 1'29.414	8	0.222
8 54 T. RAZGATLIOGLU	TUR	BMW M 1000 RR	21.478	25.886 +0.109	17.108 +0.027	24.829	1'29.301 1'29.437	10	0.136
9 77 D. AEGERTER	SUI	Yamaha YZF R1	21.311	25.999	17.150 +0.033	24.853	1'29.313 1'29.346	6	0.033
10 21 M. RINALDI	ITA	Ducati Panigale V4R	21.547 +0.006	25.952	17.108 +0.028	24.711	1'29.318 1'29.352	7	0.034
11 29 A. IANNONE	ITA	Ducati Panigale V4R	21.414	26.127	17.088 +0.022	24.894 +0.141	1'29.523 1'29.686	12	0.163
12 97 X. VIERGE	ESP	Honda CBR1000 RR-R	21.516	25.993	17.250	24.808 +0.170	1'29.567 1'29.737	13	0.170
13 65 J. REA	GBR	Yamaha YZF R1	21.364	26.017 +0.096	17.294 +0.007	24.929 +0.253	1'29.604 1'29.960	16	0.356
14 5 P. OETTL	GER	Yamaha YZF R1	21.455	26.070	17.184 +0.010	24.923	1'29.632 1'29.642	11	0.010
15 31 G. GERLOFF	USA	BMW M 1000 RR	21.500 +0.042	26.079	17.228 +0.004	24.912	1'29.719 1'29.765	14	0.046
16 45 S. REDDING	GBR	BMW M 1000 RR	21.534	26.010 +0.130	17.312 +0.015	24.921	1'29.777 1'29.922	15	0.145
17 9 D. PETRUCCI	ITA	Ducati Panigale V4R	21.610	26.191	17.237	24.911 +0.451	1'29.949 1'30.400	19	0.451
18 11 N. BULEGA	ITA	Ducati Panigale V4R	21.549 +4.273	26.424	17.147	25.082	1'30.202 1'34.475	22	4.273
19 53 T. RABAT	ESP	Kawasaki ZX-10RR	21.602	26.303 +0.006	17.303 +0.140	25.000	1'30.208 1'30.354	18	0.146
20 28 B. RAY	GBR	Yamaha YZF R1	21.606	26.083	17.401	25.191	1'30.281	17	
21 95 T. MACKENZIE	GBR	Honda CBR1000 RR-R	21.878	26.487 +0.154	17.660 +0.045	25.344 +0.068	1'31.369 1'31.636	20	0.267
22 27 A. NORRODIN	MAS	Honda CBR1000 RR-R	22.136	27.006	17.713 +49.177	25.401 +0.317	1'32.256 1'32.608	21	0.352
Overall Ideal Time			21.218	25.846	16.985	24.675	1'28.724		

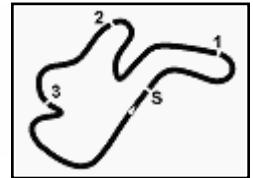
25/02/2024

These data/results cannot be reproduced, stored and/or transmitted in whole or in part by any manner of electronic, mechanical, photocopying, recording, broadcasting or otherwise now known or herein after developed without the previous express consent by the copyright owner, except for reproduction in daily press and regular printed publications on sale to the public within 60 days of the event related to those data/results and always provided that copyright symbol appears together as follows below.

© DORNA WSBK ORGANIZATION Srl 2024

FIGR PERUGIA TIMING





Phillip Island 4.445 m

1 / 2

1° 55 A. LOCATELLI [1'29.064]							
Lap	Seg1	Seg2	Seg3	Seg4	Lap Time	km/h	Local Time
1							10:30'20.654
2	31.098	27.675	18.039	1'16.779	2'33.591P		10:32'54.245
3	35.196	26.668	17.113	24.754	1'43.731P		10:34'37.976
4	21.294	26.110	16.985	24.675	1'29.064	323,4	10:36'07.040
5	21.376	25.954	17.034	24.731	1'29.095	326,3	10:37'36.135
6	21.394	25.983	17.035	24.771	1'29.183	320,5	10:39'05.318
7	21.436	25.954	17.078	24.826	1'29.294	323,4	10:40'34.612

7° 21 M. RINALDI [1'29.352]							
Lap	Seg1	Seg2	Seg3	Seg4	Lap Time	km/h	Local Time
1							10:30'23.661
2	32.004	27.071	17.921	29.486	1'46.482P		10:32'10.143
3	21.905	26.468	17.108	24.950	1'30.431	320,5	10:33'40.574
4	21.668	26.163	17.353	24.840	1'30.024	320,5	10:35'10.598
5	21.977	28.849	18.218	31.829	1'40.873C	317,6	10:36'51.471
6	21.639	26.035	17.115	25.211	1'30.000	324,3	10:38'21.471
7	21.553	25.952	17.136	24.711	1'29.352	327,3	10:39'50.823
8	21.547	33.063	18.796	25.942	1'39.348	327,3	10:41'30.171

2° 47 A. BASSANI [1'29.076]							
Lap	Seg1	Seg2	Seg3	Seg4	Lap Time	km/h	Local Time
1							10:30'06.114
2	31.856	27.036	17.523	25.355	1'41.770P		10:31'47.884
3	21.600	26.425	17.370	25.204	1'30.599	326,3	10:33'18.483
4	21.529	26.068	17.179	24.770	1'29.546	320,5	10:34'48.029
5	21.419	26.058	17.263	24.740	1'29.480	327,3	10:36'17.509
6	21.352	25.956	17.025	24.743	1'29.076	331,3	10:37'46.585
7	21.351	25.959	17.155	24.733	1'29.198	327,3	10:39'15.783
8	21.239	26.096	17.114	24.753	1'29.202	326,3	10:40'44.985

8° 14 S. LOWES [1'29.414]							
Lap	Seg1	Seg2	Seg3	Seg4	Lap Time	km/h	Local Time
1							10:30'33.886
2	31.846	26.907	17.663	25.328	1'41.744P		10:32'15.630
3	21.598	26.267	17.136	25.041	1'30.042	319,5	10:33'45.672
4	24.689	26.362	17.677	25.116	1'33.844	318,6	10:35'19.516
5	21.783	26.197	17.145	24.957	1'30.082C	322,4	10:36'49.598
6	21.531	26.200	17.033	24.784	1'29.548	326,3	10:38'19.146
7	21.433	28.683	20.623	25.326	1'36.065	326,3	10:39'55.211
8	21.358	26.017	17.177	24.862	1'29.414	320,5	10:41'24.625

3° 22 A. LOWES [1'29.159]							
Lap	Seg1	Seg2	Seg3	Seg4	Lap Time	km/h	Local Time
1							10:30'34.467
2	31.486	27.030	17.469	26.291	1'42.276P		10:32'16.743
3	21.456	25.866	16.985	24.852	1'29.159	320,5	10:33'45.902
4	22.960	27.397	17.577	25.174	1'33.108	321,4	10:35'19.010
5	21.393	26.242	17.182	25.043	1'29.860C	320,5	10:36'48.870
6	21.427	25.846	17.168	24.970	1'29.411	316,7	10:38'18.281
7	21.218	25.960	17.203	25.131	1'29.512	309,5	10:39'47.793
8	21.455	26.026	17.251	25.167	1'29.899	308,6	10:41'17.692

9° 87 R. GARDNER [1'29.426]							
Lap	Seg1	Seg2	Seg3	Seg4	Lap Time	km/h	Local Time
1							10:30'13.431
2	33.307	29.789	20.592	27.081	1'50.769P		10:32'04.200
3	21.600	26.354	17.328	25.112	1'30.394	314,9	10:33'34.594
4	21.572	26.027	17.244	24.983	1'29.826	316,7	10:35'04.420
5	21.330	29.825	20.029	34.361	1'45.545C	316,7	10:36'49.965
6	21.458	26.164	17.119	24.832	1'29.573	318,6	10:38'19.538
7	21.302	26.000	17.114	25.010	1'29.426	319,5	10:39'48.964
8	21.574	25.892	17.112	24.916	1'29.494	318,6	10:41'18.458

4° 60 M. VAN DER MARK [1'29.229]							
Lap	Seg1	Seg2	Seg3	Seg4	Lap Time	km/h	Local Time
1							10:30'07.803
2	32.418	27.288	17.524	26.943	1'44.173P		10:31'51.976
3	21.459	25.858	17.179	24.733	1'29.229	326,3	10:33'21.205
4	21.442	26.127	17.333	24.750	1'29.652	325,3	10:34'50.857
5	21.561	26.038	17.249	24.820	1'29.668	322,4	10:36'20.525
6	21.376	26.042	17.197	24.816	1'29.431	327,3	10:37'49.956
7	21.417	26.047	17.263	24.913	1'29.640	329,3	10:39'19.596
8	21.487	26.170	17.551	24.970	1'30.178	324,3	10:40'49.774

10° 54 T. RAZGATLIOGLU [1'29.437]							
Lap	Seg1	Seg2	Seg3	Seg4	Lap Time	km/h	Local Time
1							10:30'04.919
2	30.817	26.700	17.439	25.524	1'40.480P		10:31'45.399
3	21.556	26.170	17.286	24.948	1'29.960	326,3	10:33'15.359
4	21.635	27.423	17.606	24.848	1'31.512	327,3	10:34'46.871
5	21.478	25.995	17.135	24.829	1'29.437	328,3	10:36'16.308
6	21.502	26.031	17.108	24.868	1'29.509	323,4	10:37'45.817
7	21.574	25.886	17.135	24.900	1'29.495	327,3	10:39'15.312
8	21.536	25.954	17.122	24.936	1'29.548	325,3	10:40'44.860

5° 1 A. BAUTISTA [1'29.249]							
Lap	Seg1	Seg2	Seg3	Seg4	Lap Time	km/h	Local Time
1							10:30'08.240
2	32.912	26.839	17.550	25.478	1'42.779P		10:31'51.019
3	21.492	26.233	17.360	24.859	1'29.944	324,3	10:33'20.963
4	21.425	26.150	17.321	24.826	1'29.722	327,3	10:34'50.685
5	21.418	26.141	17.204	24.808	1'29.571	327,3	10:36'20.256
6	21.418	26.005	17.062	24.839	1'29.324	325,3	10:37'49.580
7	21.353	25.988	17.240	24.715	1'29.296	321,4	10:39'18.876
8	21.426	25.882	17.183	24.758	1'29.249		10:40'48.125

11° 5 P. OETTL [1'29.642]							
Lap	Seg1	Seg2	Seg3	Seg4	Lap Time	km/h	Local Time
1							10:30'18.325
2	30.936	27.726	20.697	26.743	1'46.102P		10:32'04.427
3	21.570	26.308	17.439	24.945	1'30.262	316,7	10:33'34.689
4	21.980	26.324	17.398	25.056	1'30.758	308,6	10:35'05.447
5	21.490	32.377	18.871	32.716	1'45.454C	318,6	10:36'50.901
6	21.685	26.182	17.184	25.115	1'30.166	321,4	10:38'21.067
7	21.455	26.070	17.194	24.923	1'29.642	320,5	10:39'50.709
8	21.594	26.730	17.321	25.062	1'30.707	319,5	10:41'21.416

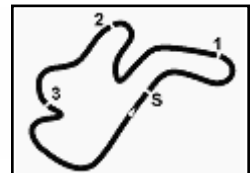
6° 77 D. AEGERTER [1'29.346]							
Lap	Seg1	Seg2	Seg3	Seg4	Lap Time	km/h	Local Time
1							10:30'21.607
2	31.050	27.201	18.018	1'17.816	2'34.085P		10:32'55.692
3	31.221	27.183	17.471	25.019	1'40.894P		10:34'36.586
4	21.314	26.296	17.246	24.881	1'29.737	316,7	10:36'06.323
5	21.364	26.218	17.268	24.893	1'29.743	317,6	10:37'36.066
6	21.626	26.110	17.150	24.853	1'29.739	316,7	10:39'05.805

12° 29 A. IANNONE [1'29.686]							
Lap	Seg1	Seg2	Seg3	Seg4	Lap Time	km/h	Local Time
1							10:30'08.445
2	32.851	27.032	17.388	25.615	1'42.886P		10:31'51.331

25/02/2024 P = Pits In/Out - C = Lap Time Cancelled

These data/results cannot be reproduced, stored and/or transmitted in whole or in part by any manner of electronic, mechanical, photocopying, recording, broadcasting or otherwise now known or herein after developed without the previous express consent by the copyright owner, except for reproduction in daily press and regular printed publications on sale to the public within 60 days of the event related to those data/results and always provided that copyright symbol appears together as follows below.

© DORNA WSBK ORGANIZATION Srl 2024



Phillip Island 4.445 m

2 / 2

3	23.437	26.269	17.088	24.894	1'31.688	331,3	10:33'23.019	1								10:30'15.769
4	21.539	26.244	17.197	24.959	1'29.939	328,3	10:34'52.958	2	31.735	27.815	18.061	32.238	1'49.849P			10:32'05.618
5	21.414	26.127	17.110	25.035	1'29.686	327,3	10:36'22.644	3	21.602	26.309	17.443	25.000	1'30.354	325,3		10:33'35.972
6	25.596	28.157	19.097	1'17.878	2'30.728P	327,3	10:38'53.372	4	21.927	26.303	17.303	25.034	1'30.567	327,3		10:35'06.539
7	35.548	28.390	18.791	26.108	1'48.837P		10:40'42.209	5	21.998	27.999	19.600	36.829	1'46.426C	325,3		10:36'52.965
								6	22.104	34.855	26.650	31.529	1'55.138	325,3		10:38'48.103

13° 97 X. VIERGE [1'29.737]

Lap	Seg.1	Seg.2	Seg.3	Seg.4	Lap Time	km/h	Local Time
1							10:30'14.897
2	32.134	28.010	18.011	32.068	1'50.223P		10:32'05.120
3	21.769	26.246	17.475	24.846	1'30.336	326,3	10:33'35.456
4	21.768	26.045	17.441	25.033	1'30.287	331,3	10:35'05.743
5	21.744	31.508	18.868	32.628	1'44.748C	326,3	10:36'50.491
6	21.555	26.172	17.382	24.808	1'29.917	335,4	10:38'20.408
7	21.516	25.993	17.250	24.978	1'29.737	330,3	10:39'50.145
8	22.037	26.309	17.463	25.072	1'30.881	326,3	10:41'21.026

19° 9 D. PETRUCCI [1'30.400]

Lap	Seg.1	Seg.2	Seg.3	Seg.4	Lap Time	km/h	Local Time
1							10:30'06.912
2	33.209	27.722	17.499	26.190	1'44.620P		10:31'51.532
3	25.432	26.721	17.333	24.911	1'34.397	331,3	10:33'25.929
4	21.610	26.191	17.237	25.362	1'30.400	327,3	10:34'56.329
5	22.978	26.773	17.502	25.307	1'32.560	324,3	10:36'28.889
6	21.892	27.995	18.054	1'33.569	2'41.510P	325,3	10:39'10.399
7	35.804	29.050	18.109	26.839	1'49.802P		10:41'00.201

14° 31 G. GERLOFF [1'29.765]

Lap	Seg.1	Seg.2	Seg.3	Seg.4	Lap Time	km/h	Local Time
1							10:30'03.563
2	31.308	26.986	17.921	25.392	1'41.607P		10:31'45.170
3	21.586	26.145	17.383	24.961	1'30.075	324,3	10:33'15.245
4	21.500	26.119	17.228	25.116	1'29.963	324,3	10:34'45.208
5	28.465	26.367	17.345	1'49.539	3'01.716P	323,4	10:37'46.924
6	31.375	26.198	17.234	24.936	1'39.743P		10:39'26.667
7	21.542	26.079	17.232	24.912	1'29.765	325,3	10:40'56.432

20° 95 T. MACKENZIE [1'31.636]

Lap	Seg.1	Seg.2	Seg.3	Seg.4	Lap Time	km/h	Local Time
1							10:30'28.215
2	33.628	28.972	18.787	27.533	1'48.920P		10:32'17.135
3	22.160	26.757	17.750	25.344	1'32.011	315,8	10:33'49.146
4	23.038	27.988	17.992	25.669	1'34.687	314,0	10:35'23.833
5	21.902	26.835	17.765	25.388	1'31.890C	313,0	10:36'55.723
6	21.878	26.641	17.705	25.412	1'31.636	314,9	10:38'27.359
7	21.898	26.487	17.660	25.591	1'31.636	313,0	10:39'58.995
8	26.942	33.800	18.855	27.650	1'47.247	307,7	10:41'46.242

15° 45 S. REDDING [1'29.922]

Lap	Seg.1	Seg.2	Seg.3	Seg.4	Lap Time	km/h	Local Time
1							10:30'04.633
2	31.622	26.718	17.469	25.238	1'41.047P		10:31'45.680
3	21.624	26.161	17.312	24.968	1'30.065	327,3	10:33'15.745
4	21.534	26.140	17.327	24.921	1'29.922	325,3	10:34'45.667
5	21.612	28.811	17.540	25.288	1'33.251	326,3	10:36'18.918
6	21.671	26.128	17.439	26.370	1'31.608	323,4	10:37'50.526
7	21.664	26.047	17.330	25.048	1'30.089	325,3	10:39'20.615
8	21.703	26.010	17.389	24.981	1'30.083	323,4	10:40'50.698

21° 27 A. NORRODIN [1'32.608]

Lap	Seg.1	Seg.2	Seg.3	Seg.4	Lap Time	km/h	Local Time
1							10:30'16.503
2	32.044	27.669	18.264	31.453	1'49.430P		10:32'05.933
3	22.202	27.098	17.809	25.500	1'32.609	321,4	10:33'38.542
4	22.356	27.169	17.950	25.401	1'32.876	316,7	10:35'11.418
5	22.190	27.385	17.949	29.900	1'37.424C	316,7	10:36'48.842
6	22.241	27.006	17.713	25.900	1'32.860	301,7	10:38'21.702
7	22.254	27.281	18.224	25.720	1'33.479	317,6	10:39'55.181
8	22.136	26.992	17.762	25.718	1'32.608	306,8	10:41'27.789

16° 65 J. REA [1'29.960]

Lap	Seg.1	Seg.2	Seg.3	Seg.4	Lap Time	km/h	Local Time
1							10:30'03.378
2	31.208	26.989	17.949	1'15.399	2'31.545P		10:32'34.923
3	34.152	26.017	17.315	24.929	1'42.413P		10:34'17.336
4	21.406	26.367	17.520	25.011	1'30.304	316,7	10:35'47.640
5	21.364	26.113	17.301	25.182	1'29.960	319,5	10:37'17.600
6	21.467	26.119	17.311	25.063	1'29.960	318,6	10:38'47.560
7	21.441	26.110	17.294	25.193	1'30.038	319,5	10:40'17.598

22° 11 N. BULEGA [1'34.475]

Lap	Seg.1	Seg.2	Seg.3	Seg.4	Lap Time	km/h	Local Time
1							10:31'23.230
2	33.434	27.019	17.451	25.131	1'43.035P		10:33'06.265
3	25.822	26.424	17.147	25.082	1'34.475	326,3	10:34'40.740

17° 28 B. RAY [1'30.281]

Lap	Seg.1	Seg.2	Seg.3	Seg.4	Lap Time	km/h	Local Time
1							10:30'09.289
2	32.649	27.427	17.847	26.319	1'44.242P		10:31'53.531
3	21.989	26.437	17.499	25.836	1'31.761	317,6	10:33'25.292
4	21.746	26.462	17.405	25.502	1'31.115	314,9	10:34'56.407
5	21.789	27.077	17.861	26.151	1'32.878	316,7	10:36'29.285
6	21.693	28.097	18.009	25.884	1'33.683	317,6	10:38'02.968
7	21.606	26.083	17.401	25.191	1'30.281	313,0	10:39'33.249
8	21.672	26.202	17.478	25.451	1'30.803	314,9	10:41'04.052

18° 53 T. RABAT [1'30.354]

Lap	Seg.1	Seg.2	Seg.3	Seg.4	Lap Time	km/h	Local Time
-----	-------	-------	-------	-------	----------	------	------------

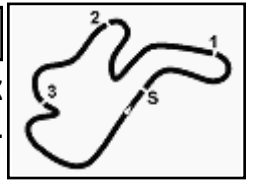
25/02/2024

P = Pits In/Out - C = Lap Time Cancelled

These data/results cannot be reproduced, stored and/or transmitted in whole or in part by any manner of electronic, mechanical, photocopying, recording, broadcasting or otherwise now known or herein after developed without the previous express consent by the copyright owner, except for reproduction in daily press and regular printed publications on sale to the public within 60 days of the event related to those data/results and always provided that copyright symbol appears together as follows below.

© DORNA WSBK ORGANIZATION Srl 2024





Phillip Island 4.445 m

Grand Ridge Brewery Australian Round, 23-25 February 2024

Best Laps & Speeds

No.	Rider Bike	Nat	Best Lap		FP1		FP2		FP3		SP		RC1		WUP	
			LL	SPD	LL	SPD	LL	SPD	LL	SPD	LL	SPD	LL	SPD	LL	SPD
1	11 N. BULEGA Ducati Panigale V4R	ITA	1'27.916 63 326,3		1'29.949 8 318,6	1'29.101 13 324,3	1'28.716 12 319,5	1'27.916 8 325,3	1'28.564 20 326,3	1'34.475 2 326,3						
2	29 A. IANNONE Ducati Panigale V4R	ITA	1'28.154 68 331,3		1'29.885 10 321,4	1'29.323 13 315,8	1'29.356 11 318,6	1'28.154 8 321,4	1'28.955 20 321,4	1'29.686 6 331,3						
3	22 A. LOWES Kawasaki ZX-10RR	GBR	1'28.239 64 324,3		1'29.303 4 321,4	1'29.042 14 317,6	1'28.990 12 319,5	1'28.239 7 318,6	1'28.970 20 324,3	1'29.159 7 321,4						
4	77 D. AEGERTER Yamaha YZF R1	SUI	1'28.403 70 320,5		1'30.350 9 315,8	1'29.623 15 314,9	1'28.840 13 319,5	1'28.403 7 314,9	1'29.086 20 320,5	1'29.346 6 318,6						
5	54 T. RAZGATLIOGLU BMW M 1000 RR	TUR	1'28.520 62 328,3		1'30.354 5 324,3	1'29.407 13 319,5	1'28.719 10 322,4	1'28.520 7 320,5	1'29.294 20 324,3	1'29.437 7 328,3						
6	55 A. LOCATELLI Yamaha YZF R1	ITA	1'28.540 69 326,3		1'29.197 4 314,0	1'29.522 17 314,9	1'28.723 13 318,6	1'28.540 9 316,7	1'28.922 20 320,5	1'29.064 6 326,3						
7	87 R. GARDNER Yamaha YZF R1	AUS	1'28.604 54 319,5		1'29.755 8 315,8	1'29.349 16 319,5	1'28.937 13 314,9	1'28.604 8 318,6	1'30.552 2 318,6	1'29.426 7 319,5						
8	14 S. LOWES Ducati Panigale V4R	GBR	1'28.676 56 326,3		1'29.717 7 314,0	1'29.292 14 314,9		1'28.676 8 318,6	1'29.411 20 322,4	1'29.414 7 326,3						
9	1 A. BAUTISTA Ducati Panigale V4R	ESP	1'28.700 67 327,3		1'30.034 7 319,5	1'29.572 11 319,5	1'29.082 13 322,4	1'28.700 9 321,4	1'29.470 20 324,3	1'29.249 7 327,3						
10	21 M. RINALDI Ducati Panigale V4R	ITA	1'28.784 70 327,3		1'29.924 7 312,1	1'29.343 16 312,1	1'29.376 12 311,2	1'28.784 8 315,8	1'29.793 20 326,3	1'29.352 7 327,3						
11	65 J. REA Yamaha YZF R1	GBR	1'28.890 66 323,4		1'30.495 6 306,8	1'30.097 12 307,7	1'29.406 13 317,6	1'28.890 9 314,0	1'29.572 20 323,4	1'29.960 6 319,5						
12	9 D. PETRUCCI Ducati Panigale V4R	ITA	1'28.903 68 331,3		1'30.455 8 320,5	1'29.237 15 317,6	1'29.588 11 315,8	1'28.903 8 320,5	1'29.270 20 328,3	1'30.400 6 331,3						
13	31 G. GERLOFF BMW M 1000 RR	USA	1'28.972 65 325,3		1'31.437 7 315,8	1'31.231 13 314,0	1'28.972 11 316,7	1'29.045 8 318,6	1'29.113 20 325,3	1'29.765 6 325,3						
14	97 X. VIERGE Honda CBR1000 RR-R	ESP	1'29.000 64 335,4		1'31.004 5 318,6	1'29.815 13 320,5	1'29.455 11 324,3	1'29.000 8 327,3	1'29.426 20 328,3	1'29.737 7 335,4						
15	47 A. BASSANI Kawasaki ZX-10RR	ITA	1'29.076 65 331,3		1'31.030 3 311,2	1'30.085 15 313,0	1'29.682 13 316,7	1'29.118 7 313,0	1'29.398 20 325,3	1'29.076 7 331,3						
16	60 M. VAN DER MARK BMW M 1000 RR	NED	1'29.127 62 329,3		1'30.808 6 314,9	1'29.264 13 316,7	1'29.311 10 316,7	1'29.127 6 316,7	1'29.233 20 328,3	1'29.229 7 329,3						
17	5 P. OETTL Yamaha YZF R1	GER	1'29.163 75 321,4		1'30.752 11 311,2	1'29.514 16 307,7	1'29.163 13 313,0	1'29.263 8 309,5	1'29.635 20 316,7	1'29.642 7 321,4						
18	28 B. RAY Yamaha YZF R1	GBR	1'29.242 61 317,6		1'31.443 7 313,0	1'30.753 10 307,7	1'30.555 9 309,5	1'29.242 8 312,1	1'30.573 20 316,7	1'30.281 7 317,6						
19	45 S. REDDING BMW M 1000 RR	GBR	1'29.553 48 327,3		1'30.896 5 314,0	1'31.155 6 311,2	1'30.673 3 311,2	1'29.726 7 315,8	1'29.553 20 322,4	1'29.922 7 327,3						
20	53 T. RABAT Kawasaki ZX-10RR	ESP	1'29.809 71 327,3		1'32.404 9 319,5	1'31.341 17 314,9	1'30.047 12 319,5	1'29.809 8 318,6	1'30.616 20 322,4	1'30.354 5 327,3						
21	95 T. MACKENZIE Honda CBR1000 RR-R	GBR	1'30.971 64 315,8		1'32.416 8 305,1	1'31.863 12 303,4	1'31.348 11 305,9	1'31.133 6 306,8	1'30.971 20 313,0	1'31.636 7 315,8						
22	27 A. NORRODIN Honda CBR1000 RR-R	MAS	1'31.310 68 321,4		1'33.862 10 300,0	1'32.649 14 300,8	1'31.573 10 314,0	1'31.888 7 309,5	1'31.310 20 317,6	1'32.608 7 321,4						
23	7 I. LECUONA Honda CBR1000 RR-R	ESP	1'31.315 16 315,8		1'31.682 6 315,8	1'31.315 10 314,0										

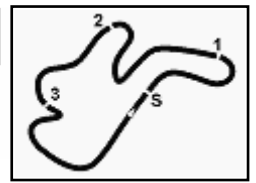
25/02/2024

These data/results cannot be reproduced, stored and/or transmitted in whole or in part by any manner of electronic, mechanical, photocopying, recording, broadcasting or otherwise now known or herein after developed without the previous express consent by the copyright owner, except for reproduction in daily press and regular printed publications on sale to the public within 60 days of the event related to those data/results and always provided that copyright symbol appears together as follows below.

© DORNA WSBK ORGANIZATION Srl 2024

FICR PERUGIA TIMING





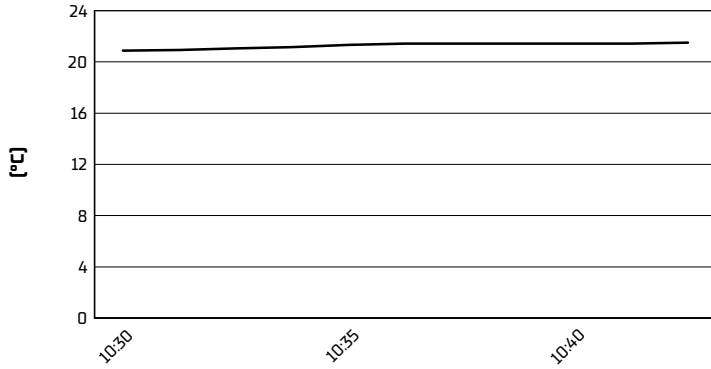
Phillip Island 4.445 m

Grand Ridge Brewery Australian Round, 23-25 February 2024

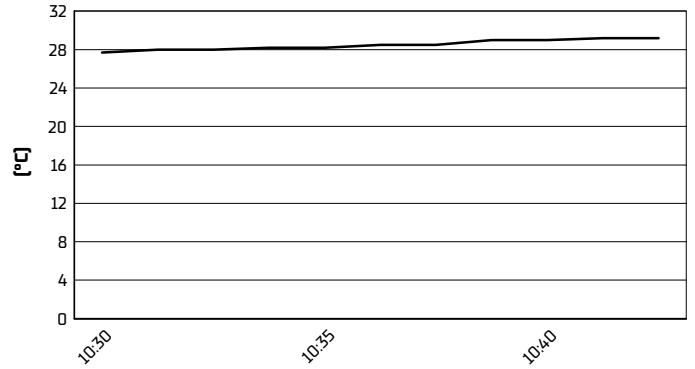
Weather Report Warm Up

Session started 10:30 - Session ended 10:42


Air Temperature



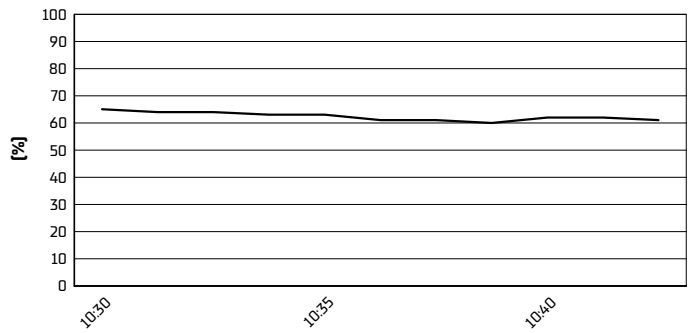
Track Temperature



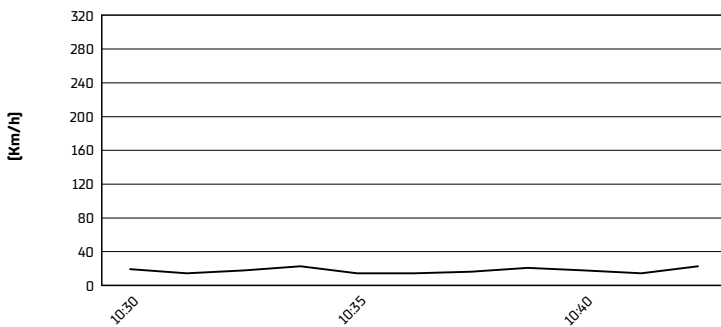
Air Pressure



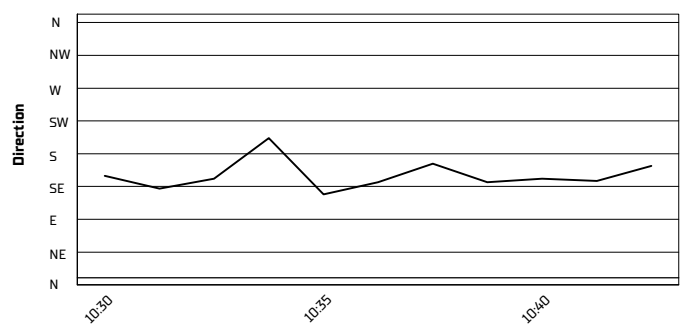
Humidity



Wind Speed



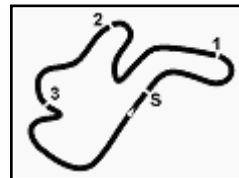
Wind Direction



25/02/2024

These data/results cannot be reproduced, stored and/or transmitted in whole or in part by any manner of electronic, mechanical, photocopying, recording, broadcasting or otherwise now known or herein after developed without the previous express consent by the copyright owner, except for reproduction in daily press and regular printed publications on sale to the public within 60 days of the event related to those data/results and always provided that copyright symbol appears together as follows below.

© DORNA WSBK ORGANIZATION Srl 2024



Phillip Island 4.445 m

Grand Ridge Brewery Australian Round, 23-25 February 2024

Starting Grid - Tissot Superpole Race (10 Laps x 4,445 km = 44,450 km)

1	11	BULEGA N. Ducati	1'27.916	2	29	IANNONE A. Ducati	1'28.154	3	22	LOWES A. Kawasaki	1'28.239
2	77	AEGERTER D. Yamaha	1'28.403	5	54	RAZGATLIOGLU T. BMW	1'28.520	6	55	LOCATELLI A. Yamaha	1'28.540
3	87	GARDNER R. Yamaha	1'28.604	8	14	LOWES S. Ducati	1'28.676	9	1	BAUTISTA A. Ducati	1'28.700
4	21	RINALDI M. Ducati	1'28.784	11	65	REA J. Yamaha	1'28.890	12	9	PETRUCCI D. Ducati	1'28.903
5	97	VIERGE X. Honda	1'29.000	14	31	GERLOFF G. BMW	1'29.045	15	47	BASSANI A. Kawasaki	1'29.118
6	60	VAN DER MARK M. BMW	1'29.127	17	28	RAY B. Yamaha	1'29.242	18	5	OETTL P. Yamaha	1'29.263
7	45	REDDING S. BMW	1'29.726	20	53	RABAT T. Kawasaki	1'29.809	21	95	MACKENZIE T. Honda	1'31.133
8	27	NORRODIN A. Honda	1'31.888								

25/02/2024 The Race Director

These data/results cannot be reproduced, stored and/or transmitted in whole or in part by any manner of electronic, mechanical, photocopying, recording, broadcasting or otherwise now known or herein after developed without the previous express consent by the copyright owner, except for reproduction in daily press and regular printed publications on sale to the public within 60 days of the event related to those data/results and always provided that copyright symbol appears together as follows below. © DORNA WSBK ORGANIZATION Srl 2024