

Grand Ridge Brewery Australian Round, 23–25 February 2024
Results Race 1

Laps 18 = 80,010 Km - Time of Race 28'54.554 - Avg. 166,058 km/h

1 / 4

Pos	Grid	No. Rider	Nat	Team	Bike	LL	Gap	Rel.	Fastest Lap	Speed	Qualifying	Speed
1	2	55 Y. MONTELLA	ITA	Barni Spark Racing Team	Ducati Panigale V2	18			1'31.271	272,7	1'31.566	273,4
2	4	62 S. MANZI	ITA	Pata Yamaha Ten Kate Racing	Yamaha YZF R6	18	6.666	6.666	1'31.627	273,4	1'32.005	274,1
3	3	23 M. SCHROETTER	GER	MV Agusta Reparto Corse	MV Agusta F3 800 RR	18	6.968	0.302	1'31.587	277,6	1'31.822	272,0
4	8	64 F. CARICASULO	ITA	Motozoo ME AIR Racing	MV Agusta F3 800 RR	18	16.748	9.780	1'31.754	282,7	1'32.370	273,4
5	15	32 O. BAYLISS	AUS	D34G Racing WorldSSP Team	Ducati Panigale V2	18	17.452	0.704	1'32.217	277,6	1'33.322	271,4
6	7	54 B. SOFUOGLU	TUR	MV Agusta Reparto Corse	MV Agusta F3 800 RR	18	17.590	0.138	1'32.063	280,5	1'32.219	272,0
7	9	9 J. NAVARRO	ESP	WRP-RT Motorsport by SKM-Triumph	Triumph Street Triple RS 765	18	18.066	0.476	1'32.303	278,4	1'32.515	274,8
8	21	17 J. MCPHEE	GBR	WRP-RT Motorsport by SKM-Triumph	Triumph Street Triple RS 765	18	18.072	0.006	1'32.099	282,7	1'34.172	282,7
9 P	6	94 L. MAHIAS	FRA	GMT94 Yamaha	Yamaha YZF R6	18	21.741	3.669	1'32.236	274,1	1'32.151	274,1
10	16	21 T. TOPARIS	AUS	Stop & Seal Racing	Yamaha YZF R6	18	31.009	9.268	1'33.054	282,0	1'33.336	279,1
11 P	13	72 Y. RUIZ	ESP	VFT Racing Yamaha	Yamaha YZF R6	18	32.350	1.341	1'32.907	280,5	1'33.066	270,0
12	20	51 A. SARMOON	THA	Yamaha Thailand Racing Team	Yamaha YZF R6	18	37.727	5.377	1'33.364	274,1	1'34.087	274,8
13	18	25 M. BRENNER	SUI	VIAMO Racing by MTM	Kawasaki ZX-6R	18	38.621	0.894	1'33.365	281,3	1'33.682	276,9
14	19	50 O. VOSTATEK	CZE	PTR Triumph	Triumph Street Triple RS 765	18	48.278	9.657	1'33.683	279,8	1'33.903	274,8
15	25	89 K. BIN PAWI	MAS	Petronas MIE Racing Honda	Honda CBR600RR	18	57.807	9.529	1'34.100	274,1	1'35.518	270,0
16 P	23	39 K. KEANKUM	THA	Yamaha Thailand Racing Team	Yamaha YZF R6	18	1'13.706	15.899	1'34.428	266,7	1'34.907	270,0
17	10	66 N. TUULI	FIN	EAB Racing Team	Ducati Panigale V2	17	1 Lap	1 Lap	1'32.432	276,2	1'32.542	270,0
18	17	28 G. VAN STRAALEN	NED	Pata Yamaha Ten Kate Racing	Yamaha YZF R6	13	5 Laps	4 Laps	1'32.954	272,7	1'33.510	275,5
-----Not Classified-----												
RET P	22	27 K. TOBA	JPN	Petronas MIE Racing Honda	Honda CBR600RR	14	4 Laps		1'33.628	276,9	1'34.502	274,8
RET	14	7 L. BALDASSARRI	ITA	Orelac Racing Verdatura	Ducati Panigale V2	10	8 Laps		1'32.434	278,4	1'33.136	273,4
RET	26	5 N. ANTONELLI	ITA	Ecosantagata Althea Racing Team	Ducati Panigale V2	10	8 Laps		1'33.272	275,5		268,0
RET	5	53 V. DEBISE	FRA	Evan Bros. WorldSSP Yamaha Team	Yamaha YZF R6	9	9 Laps		1'31.656	280,5	1'32.041	275,5
RET	11	69 T. BOOTH-AMOS	GBR	PTR Triumph	Triumph Street Triple RS 765	6	12 Laps		1'32.141	285,7	1'32.587	273,4
RET	24	78 H. OKUBO	JPN	Vince64 Racing Team by Puccetti	Kawasaki ZX-6R	6	12 Laps		1'34.243	270,7	1'35.381	270,0
RET	1	99 A. HUERTAS	ESP	Aruba.it Racing WorldSSP Team	Ducati Panigale V2	0					1'31.407	280,5
RET	12	61 C. ONCU	TUR	Kawasaki Puccetti Racing	Kawasaki ZX-6R	0					1'32.887	274,8

AIR	Humidity:	59%	Temp:	18°C
TRACK	Condition:	Dry	Temp:	35°C

Records	Pole [SP]	2024	A.Huertas	1'31.407	175,063 Km/h
	Race [RC]	2018	S.Cortese	1'33.072	171,931 Km/h
	All Times [WUP1]	2024	S.Manzi	1'31.249	175,366 Km/h
Race Fastest Lap	[New Record]	Lap 10	Y.Montella	1'31.271	175,324 Km/h

LAP LEADERS				
No. Rider	From	To	Laps	Total
55 Y. MONTELLA	1	2	2	
62 S. MANZI	3	6	4	4
55 Y. MONTELLA	7	7	1	
23 M. SCHROETTER	8	8	1	1
54 B. SOFUOGLU	9	9	1	1
55 Y. MONTELLA	10	18	9	12

TOTAL LEADER LAPS			
No. Rider	Laps		
55 Y. MONTELLA	12		
62 S. MANZI	4		
23 M. SCHROETTER	1		
54 B. SOFUOGLU	1		

24/02/2024 Start 14:30 End 15:02 The results are provisional until the end of the time limit for protests and appeals and the completion of the technical checks.

These data/results cannot be reproduced, stored and/or transmitted in whole or in part by any manner of electronic, mechanical, photocopying, recording, broadcasting or otherwise now known or herein after developed without the previous express consent by the copyright owner, except for reproduction in daily press and regular printed publications on sale to the public within 60 days of the event related to those data/results and always provided that copyright symbol appears together as follows below.

© DORNA WSBK ORGANIZATION Srl 2024

Grand Ridge Brewery Australian Round, 23–25 February 2024
Results Race 1

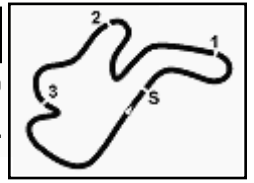
Race Highlights

Time	No. Rider	Description
14.24.57	54 B. SOFUOGLU	Will start the race from the back of the grid (tyre pressure)
14.27.36	99 A. HUERTAS	Bike in pit lane
14.27.49	99 A. HUERTAS	Will start the race from the back of the grid
14.27.58		Warm Up Lap Started
14.30.14	99 A. HUERTAS	Starts from pit lane
14.30.39		Start
14.30.39	99 A. HUERTAS	Exited Pits
14.31.02	61 C. ONCU	Crashed - Turn 2
14.31.03	28 G. VAN STRAALEN	Crashed - Turn 2
14.31.46	61 C. ONCU	Re-joined
14.31.53	28 G. VAN STRAALEN	Re-joined
14.32.23	99 A. HUERTAS	Entered Pits
14.33.02	61 C. ONCU	Entered Pits
14.33.08	28 G. VAN STRAALEN	Entered Pits
14.35.56	61 C. ONCU	Retired
14.36.13		No Jump Starts
14.38.16	66 N. TUULI	Entered Pits
14.39.55	28 G. VAN STRAALEN	Exited Pits
14.40.06	66 N. TUULI	Exited Pits
14.40.52	78 H. OKUBO	Crashed - Turn 4
14.41.09	78 H. OKUBO	Re-joined
14.41.39		Incident between 61 and 28 will be investigated after the race
14.41.44	69 T. BOOTH-AMOS	Crashed - Turn 12
14.42.02	78 H. OKUBO	Entered Pits
14.42.04	69 T. BOOTH-AMOS	Not Actively Competing
14.42.13	99 A. HUERTAS	Retired
14.42.42	55 Y. MONTELLA	Entered Pits
14.42.45	62 S. MANZI	Entered Pits
14.42.48	32 O. BAYLISS	Entered Pits
14.42.48	7 L. BALDASSARRI	Entered Pits
14.42.57	21 T. TOPARIS	Entered Pits
14.43.00	50 O. VOSTATEK	Entered Pits
14.43.21	78 H. OKUBO	Retired
14.43.32	66 N. TUULI	Lap Cancelled [1'43.846] - Yellow Flag - Turn 4
14.43.37	39 K. KEANKUM	Lap Cancelled [1'35.375] - Yellow Flag - Turn 4
14.43.52	69 T. BOOTH-AMOS	Medical Centre
14.44.00	55 Y. MONTELLA	Exited Pits
14.44.03	62 S. MANZI	Exited Pits
14.44.06	32 O. BAYLISS	Exited Pits
14.44.07	7 L. BALDASSARRI	Exited Pits
14.44.16	53 V. DEBISE	Entered Pits
14.44.16	23 M. SCHROETTER	Entered Pits
14.44.16	21 T. TOPARIS	Exited Pits
14.44.21	9 J. NAVARRO	Entered Pits
14.44.22	94 L. MAHIAS	Entered Pits
14.44.22	64 F. CARICASULO	Entered Pits
14.44.22	17 J. MCPHEE	Entered Pits
14.44.25	50 O. VOSTATEK	Exited Pits
14.44.31	5 N. ANTONELLI	Entered Pits
14.44.34	25 M. BRENNER	Entered Pits
14.44.35	27 K. TOBA	Entered Pits
14.44.41	89 K. BIN PAWI	Entered Pits
14.44.46	66 N. TUULI	Entered Pits
14.45.35	53 V. DEBISE	Exited Pits
14.45.36	23 M. SCHROETTER	Exited Pits
14.45.39	94 L. MAHIAS	Exited Pits
14.45.40	9 J. NAVARRO	Exited Pits
14.45.41	17 J. MCPHEE	Exited Pits

24/02/2024 14:30 15:02 The results are provisional until the end of the time limit for protests and appeals and the completion of the technical checks.

These data/results cannot be reproduced, stored and/or transmitted in whole or in part by any manner of electronic, mechanical, photocopying, recording, broadcasting or otherwise now known or herein after developed without the previous express consent by the copyright owner, except for reproduction in daily press and regular printed publications on sale to the public within 60 days of the event related to those data/results and always provided that copyright symbol appears together as follows below.

© DORNA WSBK ORGANIZATION Srl 2024



Grand Ridge Brewery Australian Round, 23–25 February 2024
Results Race 1

14.45.42	50 O. VOSTATEK	Lap Cancelled [1'33.545] - Yellow Flag - Turn 12
14.45.42	64 F. CARICASULO	Exited Pits
14.45.47	27 K. TOBA	Lap Cancelled [1'33.265] - Yellow Flag - Turn 12
14.45.51	5 N. ANTONELLI	Exited Pits
14.45.52	28 G. VAN STRAALEN	Lap Cancelled [1'48.213] - Yellow Flag - Turn 12
14.45.53	27 K. TOBA	Exited Pits
14.45.54	25 M. BRENNER	Exited Pits
14.45.57	89 K. BIN PAWI	Lap Cancelled [1'35.159] - Yellow Flag - Turn 12
14.45.58	54 B. SOFUOGLU	Entered Pits
14.46.01	89 K. BIN PAWI	Exited Pits
14.46.02	66 N. TUULI	Lap Cancelled [1'43.846] - Yellow Flag - Turn 12
14.46.05	72 Y. RUIZ	Entered Pits
14.46.06	51 A. SARMOON	Entered Pits
14.46.07	39 K. KEANKUM	Lap Cancelled [1'35.375] - Yellow Flag - Turn 12
14.46.18	66 N. TUULI	Exited Pits
14.46.29	39 K. KEANKUM	Entered Pits
14.46.34	53 V. DEBISE	Crashed - Turn 6
14.47.18	54 B. SOFUOGLU	Exited Pits
14.47.22	72 Y. RUIZ	Exited Pits
14.47.25	51 A. SARMOON	Exited Pits
14.47.46	39 K. KEANKUM	Exited Pits
14.48.43	7 L. BALDASSARRI	Technical Problem
14.48.52	5 N. ANTONELLI	Crashed - Turn 10
14.49.09	7 L. BALDASSARRI	Entered Pits
14.49.25	28 G. VAN STRAALEN	Entered Pits
14.50.44	28 G. VAN STRAALEN	Exited Pits
14.51.31	94 L. MAHIAS	Lap Cancelled [1'45.292] - Yellow Flag - Turn 6
14.51.36	64 F. CARICASULO	Lap Cancelled [1'46.002] - Yellow Flag - Turn 6
14.51.41	7 L. BALDASSARRI	Lap Cancelled [1'36.985] - Yellow Flag - Turn 6
14.51.46	32 O. BAYLISS	Lap Cancelled [1'32.774] - Yellow Flag - Turn 6
14.51.49	27 K. TOBA	Pit Time: 1'17.208 - > Penalty 3.760 at the end
14.51.52	17 J. MCPHEE	Lap Cancelled [1'52.224] - Yellow Flag - Turn 6
14.51.57	32 O. BAYLISS	Lap Cancelled [1'32.774] - Yellow Flag - Turn 6
14.52.01	21 T. TOPARIS	Lap Cancelled [1'33.366] - Yellow Flag - Turn 6
14.52.07	5 N. ANTONELLI	Lap Cancelled [1'51.685] - Yellow Flag - Turn 6
14.52.11	27 K. TOBA	Lap Cancelled [1'53.057] - Yellow Flag - Turn 6
14.52.17	25 M. BRENNER	Lap Cancelled [1'43.538] - Yellow Flag - Turn 6
14.52.22	50 O. VOSTATEK	Lap Cancelled [1'34.239] - Yellow Flag - Turn 6
14.52.27	89 K. BIN PAWI	Lap Cancelled [1'49.844] - Yellow Flag - Turn 6
14.52.31	28 G. VAN STRAALEN	Lap Cancelled [1'34.286] - Yellow Flag - Turn 6
14.52.33	72 Y. RUIZ	Pit Time: 1'17.650 - > Penalty 1.750 at the end
14.52.37	66 N. TUULI	Lap Cancelled [1'42.550] - Yellow Flag - Turn 6
14.52.42	55 Y. MONTELLA	Lap Cancelled [1'31.421] - Yellow Flag - Turn 6
14.52.46	32 O. BAYLISS	Lap Cancelled [1'32.998] - Yellow Flag - Turn 6
14.53.14	94 L. MAHIAS	Pit Time: 1'17.610 - > Penalty 1.950 at the end
14.53.19	7 L. BALDASSARRI	Retired
14.54.00	27 K. TOBA	Lap Cancelled [1'33.799] - Yellow Flag - Turn 11
14.54.05	50 O. VOSTATEK	Lap Cancelled [1'34.203] - Yellow Flag - Turn 11
14.54.10	89 K. BIN PAWI	Lap Cancelled [1'35.018] - Yellow Flag - Turn 11
14.54.15	66 N. TUULI	Lap Cancelled [1'34.404] - Yellow Flag - Turn 11
14.54.19	27 K. TOBA	Crashed - Turn 2
14.54.20	39 K. KEANKUM	Lap Cancelled [1'49.892] - Yellow Flag - Turn 11
14.54.25	28 G. VAN STRAALEN	Lap Cancelled [2'40.384] - Yellow Flag - Turn 11
14.54.54	27 K. TOBA	Re-joined
14.55.49	50 O. VOSTATEK	Lap Cancelled [1'33.951] - Yellow Flag - Turn 2
14.55.54	28 G. VAN STRAALEN	Lap Cancelled [1'39.536] - Yellow Flag - Turn 2
14.55.59	89 K. BIN PAWI	Lap Cancelled [1'34.793] - Yellow Flag - Turn 2
14.56.04	66 N. TUULI	Lap Cancelled [1'32.931] - Yellow Flag - Turn 2
14.56.09	39 K. KEANKUM	Lap Cancelled [1'34.919] - Yellow Flag - Turn 2
14.56.18	39 K. KEANKUM	Pit Time: 1'17.690 - > Penalty 1.550 at the end
14.56.54	27 K. TOBA	Entered Pits
14.57.54	53 V. DEBISE	Not Actively Competing

Start End The results are provisional until the end of the time limit for protests and appeals and the completion of the technical checks.

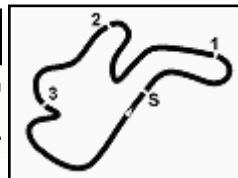
24/02/2024

14:30

15:02

These data/results cannot be reproduced, stored and/or transmitted in whole or in part by any manner of electronic, mechanical, photocopying, recording, broadcasting or otherwise now known or herein after developed without the previous express consent by the copyright owner, except for reproduction in daily press and regular printed publications on sale to the public within 60 days of the event related to those data/results and always provided that copyright symbol appears together as follows below.

© DORNA WSBK ORGANIZATION Srl 2024



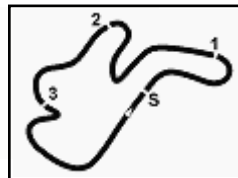
Grand Ridge Brewery Australian Round, 23-25 February 2024 Results Race 1

14.58.14	5 N. ANTONELLI	Not Actively Competing
15.01.04		All pit times penalties applied
15.01.27		Results confirmed
15.01.42		Official Air Temperature: 19.0°C
15.02.00		End Of Session

24/02/2024 Start End The results are provisional until the end of the time limit for protests and appeals
14:30 15:02 and the completion of the technical checks.

These data/results cannot be reproduced, stored and/or transmitted in whole or in part by any manner of electronic, mechanical, photocopying, recording, broadcasting or otherwise now known or herein after developed without the previous express consent by the copyright owner, except for reproduction in daily press and regular printed publications on sale to the public within 60 days of the event related to those data/results and always provided that copyright symbol appears together as follows below.

© DORNA WSBK ORGANIZATION Srl 2024



Phillip Island 4.445 m

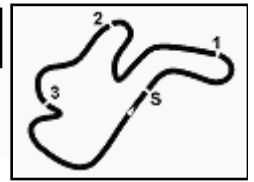
Grand Ridge Brewery Australian Round, 23–25 February 2024
Riders Standings

	Points	Points From First	Points From Previous	February 25 PHILLIP ISLAND	March 24 BARCELONA	April 21 ASSEN	June 16 MISANO	July 14 DONINGTON PARK	July 21 MOST	August 11 PORTIMAO	August 25 BALATON PARK	September 8 MAGNY-COURS	September 22 CREMONA CIRCUIT	September 29 ARAGON	October 20 JEREZ				
1 MONTELLA Yari [ITA]	25			25 1															
2 MANZI Stefano [ITA]	20	5		20 2															
3 SCHROETTER Marcel [GER]	16	9	4	16 3															
4 CARICASULO Federico [ITA]	13	12	3	13 4															
5 BAYLISS Oliver [AUS]	11	14	2	11 5															
6 SOFUOGLU Bahattin [TUR]	10	15	1	10 6															
7 NAVARRO Jorge [ESP]	9	16	1	9 7															
8 MCPHEE John [GBR]	8	17	1	8 8															
9 MAHIAS Lucas [FRA]	7	18	1	7 9															
10 TOPARIS Tom [AUS]	6	19	1	6 10															
11 RUIZ Yeray [ESP]	5	20	1	5 11															
12 SARMOON Anupab [THA]	4	21	1	4 12															
13 BRENNER Marcel [SUI]	3	22	1	3 13															
14 VOSTATEK Ondrej [CZE]	2	23	1	2 14															
15 BIN PAWI Khairul Idham [MAS]	1	24	1	1 15															

24/02/2024 First Line: Championship Standings - Second Line: Ranking Progression

These data/results cannot be reproduced, stored and/or transmitted in whole or in part by any manner of electronic, mechanical, photocopying, recording, broadcasting or otherwise now known or herein after developed without the previous express consent by the copyright owner, except for reproduction in daily press and regular printed publications on sale to the public within 60 days of the event related to those data/results and always provided that copyright symbol appears together as follows below.

© DORNA WSBK ORGANIZATION Srl 2024



Phillip Island 4.445 m

Grand Ridge Brewery Australian Round, 23–25 February 2024
Manufacturers Standings

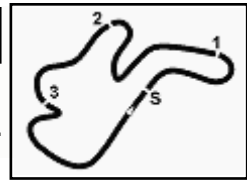
	Points	Points From First	Points From Previous	February 25 PHILLIP ISLAND	March 24 BARCELONA	April 21 ASSEN	June 16 MISANO	July 14 DONINGTON PARK	July 21 MOST	August 11 PORTIMAO	August 25 BALATON PARK	September 8 MAGNY-COURS	September 22 CREMONA CIRCUIT	September 29 ARAGON	October 20 JEREZ			
1 DUCATI	25			25 1														
2 YAMAHA	20	5		20 2														
3 MV AGUSTA	16	9	4	16 3														
4 TRIUMPH	9	16	7	9 4														
5 KAWASAKI	3	22	6	3 5														
6 HONDA	1	24	2	1 6														

24/02/2024 First Line: Championship Standings - Second Line: Ranking Progression

These data/results cannot be reproduced, stored and/or transmitted in whole or in part by any manner of electronic, mechanical, photocopying, recording, broadcasting or otherwise now known or herein after developed without the previous express consent by the copyright owner, except for reproduction in daily press and regular printed publications on sale to the public within 60 days of the event related to those data/results and always provided that copyright symbol appears together as follows below.

© DORNA WSBK ORGANIZATION Srl 2024





Phillip Island 4.445 m

Grand Ridge Brewery Australian Round, 23–25 February 2024
Teams Standings

	February 25 PHILLIP ISLAND	March 24 BARCELONA	April 21 ASSEN	June 16 MISANO	July 14 DONINGTON PARK	July 21 MDST	August 11 PORTIMAO	August 25 BALATON PARK	September 8 MAGNY-COURS	September 22 CREMONA CIRCUIT	September 29 ARAGON	October 20 JEREZ	
1 MV Agusta Reparto Corse	26												
SCHROEDTER Marcel	16	16											
SOFUOGLU Bahattin	10	10											
2 Barni Spark Racing Team	25 [-1]												
MONTELLA Yari	25	25											
3 Pata Yamaha Ten Kate Racing	20 [-6]												
MANZI Stefano	20	20											
4 WRP-RT Motorsport by SKM-Triumph	17 [-9]												
NAVARRO Jorge	9	9											
MCPHEE John	8	8											
5 Motozoo ME AIR Racing	13 [-13]												
CARICASULO Federico	13	13											
6 D34G Racing WorldSSP Team	11 [-15]												
BAYLISS Oliver	11	11											
7 GMT94 Yamaha	7 [-19]												
MAHIAS Lucas	7	7											
8 VFT Racing Yamaha	5 [-21]												
RUIZ Yeray	5	5											
9 Yamaha Thailand Racing Team	4 [-22]												
SARMOON Anupab	4	4											
10 VIAMO Racing by MTM	3 [-23]												
BRENNER Marcel	3	3											
11 PTR Triumph	2 [-24]												
VOSTATEK Ondrej	2	2											
12 Petronas MIE Racing Honda	1 [-25]												
BIN PAWI Khairul Idham	1	1											

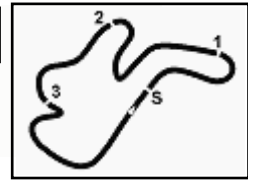
24/02/2024

These data/results cannot be reproduced, stored and/or transmitted in whole or in part by any manner of electronic, mechanical, photocopying, recording, broadcasting or otherwise now known or herein after developed without the previous express consent by the copyright owner, except for reproduction in daily press and regular printed publications on sale to the public within 60 days of the event related to those data/results and always provided that copyright symbol appears together as follows below.

© DORNA WSBK ORGANIZATION Srl 2024

FICR PERUGIA TIMING





Phillip Island 4.445 m

Grand Ridge Brewery Australian Round, 23-25 February 2024
Pirelli Best Lap Award

	Points	Points From First	Points From Previous	February 25 PHILLIP ISLAND	March 24 BARCELONA	April 21 ASSEN	June 16 MISANO	July 14 DONINGTON PARK	July 21 MDST	August 11 PORTIMAO	August 25 BALATON PARK	September 8 MAGNY-COURS	September 22 CREMONA CIRCUIT	September 29 ARAGON	October 20 JEREZ			
1 MONTELLA Yari (ITA)	1			1														



Grand Ridge Brewery Australian Round, 23–25 February 2024
Best Sectors & Speed Race 1

RESULTS			
1	55	Y. MONTELLA	Ducati Panigale V2
2	62	S. MANZI	Yamaha YZF R6
3	23	M. SCHROETTER	MV Agusta F3 800 RR
4	64	F. CARICASULO	MV Agusta F3 800 RR
5	32	D. BAYLISS	Ducati Panigale V2
6	54	B. SOFUOGLU	MV Agusta F3 800 RR
7	9	J. NAVARRO	Triumph Street Triple RS 765
8	17	J. MCPHEE	Triumph Street Triple RS 765
9	94	L. MAHIAS	Yamaha YZF R6
10	21	T. TOPARIS	Yamaha YZF R6
11	72	Y. RUIZ	Yamaha YZF R6
12	51	A. SARMOON	Yamaha YZF R6
13	25	M. BRENNER	Kawasaki ZX-6R
14	50	D. VOSTATEK	Triumph Street Triple RS 765
15	89	K. BIN PAWI	Honda CBR600RR
16	39	K. KEANKUM	Yamaha YZF R6
17	66	N. TUULI	Ducati Panigale V2
18	28	G. VAN STRAALLEN	Yamaha YZF R6
RET	27	K. TOBA	Honda CBR600RR
RET	7	L. BALDASSARRI	Ducati Panigale V2
RET	5	N. ANTONELLI	Ducati Panigale V2
RET	53	V. DEBISE	Yamaha YZF R6
RET	69	T. BOOTH-AMOS	Triumph Street Triple RS 765
RET	78	H. OKUBO	Kawasaki ZX-6R
RET	61	C. ONCU	Kawasaki ZX-6R
RET	99	A. HUERTAS	Ducati Panigale V2
			Laps 18
			6.666
			6.968
			16.748
			17.452
			17.590
			18.066
			18.072
			21.741
			31.009
			32.350
			37.727
			38.621
			48.278
			57.807
			1'13.706
			1 Lap
			5 Laps
			4 Laps
			8 Laps
			8 Laps
			9 Laps
			12 Laps
			12 Laps

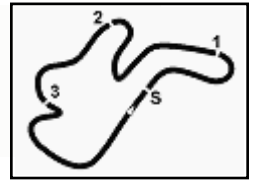
SPEED				
1	69	T. BOOTH-AMOS	Triumph Street Triple RS 765	285,7
2	17	J. MCPHEE	Triumph Street Triple RS 765	282,7
3	64	F. CARICASULO	MV Agusta F3 800 RR	282,0
4	21	T. TOPARIS	Yamaha YZF R6	282,0
5	25	M. BRENNER	Kawasaki ZX-6R	281,3
6	72	Y. RUIZ	Yamaha YZF R6	280,5
7	54	B. SOFUOGLU	MV Agusta F3 800 RR	280,5
8	53	V. DEBISE	Yamaha YZF R6	280,5
9	50	D. VOSTATEK	Triumph Street Triple RS 765	279,8
10	9	J. NAVARRO	Triumph Street Triple RS 765	278,4
11	7	L. BALDASSARRI	Ducati Panigale V2	278,4
12	32	D. BAYLISS	Ducati Panigale V2	277,6
13	23	M. SCHROETTER	MV Agusta F3 800 RR	277,6
14	27	K. TOBA	Honda CBR600RR	276,9
15	66	N. TUULI	Ducati Panigale V2	276,2
16	5	N. ANTONELLI	Ducati Panigale V2	275,5
17	51	A. SARMOON	Yamaha YZF R6	274,1
18	89	K. BIN PAWI	Honda CBR600RR	274,1
19	94	L. MAHIAS	Yamaha YZF R6	274,1
20	62	S. MANZI	Yamaha YZF R6	273,4
21	55	Y. MONTELLA	Ducati Panigale V2	272,7
22	28	G. VAN STRAALLEN	Yamaha YZF R6	272,7
23	78	H. OKUBO	Kawasaki ZX-6R	270,7
24	39	K. KEANKUM	Yamaha YZF R6	266,7

SEG. 1		SEG. 2		SEG. 3		SEG. 4					
1	23	M. SCHROETTER	21.914	1	55	Y. MONTELLA	26.384	1	23	M. SCHROETTER	25.477
2	55	Y. MONTELLA	21.923	2	62	S. MANZI	26.400	2	62	S. MANZI	25.566
3	62	S. MANZI	21.983	3	54	B. SOFUOGLU	26.408	3	64	F. CARICASULO	25.580
4	53	V. DEBISE	21.992	4	53	V. DEBISE	26.464	4	53	V. DEBISE	25.600
5	9	J. NAVARRO	22.005	5	23	M. SCHROETTER	26.488	5	69	T. BOOTH-AMOS	25.605
6	17	J. MCPHEE	22.035	6	64	F. CARICASULO	26.506	6	55	Y. MONTELLA	25.653
7	64	F. CARICASULO	22.045	7	32	D. BAYLISS	26.572	7	32	D. BAYLISS	25.680
8	54	B. SOFUOGLU	22.059	8	69	T. BOOTH-AMOS	26.601	8	62	S. MANZI	25.695
9	32	D. BAYLISS	22.061	9	72	Y. RUIZ	26.636	9	72	Y. RUIZ	25.784
10	7	L. BALDASSARRI	22.148	10	17	J. MCPHEE	26.642	10	9	J. NAVARRO	25.792
11	66	N. TUULI	22.165	11	94	L. MAHIAS	26.655	11	94	L. MAHIAS	25.793
12	69	T. BOOTH-AMOS	22.227	12	66	N. TUULI	26.661	12	51	A. SARMOON	25.830
13	94	L. MAHIAS	22.232	13	9	J. NAVARRO	26.686	13	7	L. BALDASSARRI	25.846
14	21	T. TOPARIS	22.259	14	7	L. BALDASSARRI	26.701	14	66	N. TUULI	25.858
15	51	A. SARMOON	22.294	15	28	G. VAN STRAALLEN	26.722	15	54	B. SOFUOGLU	25.888
16	27	K. TOBA	22.338	16	51	A. SARMOON	26.736	16	21	T. TOPARIS	25.986
17	72	Y. RUIZ	22.340	17	5	N. ANTONELLI	26.738	17	25	M. BRENNER	26.085
18	28	G. VAN STRAALLEN	22.365	18	21	T. TOPARIS	26.774	18	5	N. ANTONELLI	26.096
19	5	N. ANTONELLI	22.390	19	25	M. BRENNER	26.888	19	27	K. TOBA	26.112
20	25	M. BRENNER	22.441	20	50	D. VOSTATEK	26.969	20	28	G. VAN STRAALLEN	26.140
21	50	D. VOSTATEK	22.575	21	27	K. TOBA	27.014	21	50	D. VOSTATEK	26.172
22	89	K. BIN PAWI	22.594	22	78	H. OKUBO	27.075	22	78	H. OKUBO	26.276
23	39	K. KEANKUM	22.687	23	39	K. KEANKUM	27.078	23	89	K. BIN PAWI	26.300
24	78	H. OKUBO	22.741	24	89	K. BIN PAWI	27.191	24	39	K. KEANKUM	26.422
25	99	A. HUERTAS	42.902	25	99	A. HUERTAS	31.231	25	99	A. HUERTAS	20.522
26	61	C. ONCU	1'18.714	26	61	C. ONCU	33.660	26	61	C. ONCU	20.610

24/02/2024

These data/results cannot be reproduced, stored and/or transmitted in whole or in part by any manner of electronic, mechanical, photocopying, recording, broadcasting or otherwise now known or herein after developed without the previous express consent by the copyright owner, except for reproduction in daily press and regular printed publications on sale to the public within 60 days of the event related to those data/results and always provided that copyright symbol appears together as follows below.

© DORNA WSBK ORGANIZATION Srl 2024



Phillip Island 4.445 m

Grand Ridge Brewery Australian Round, 23-25 February 2024
Lap Chart Race 1

	Lap																	
	1	2	3	4	5	6	7	8	9	10	11	12	13	14	15	16	17	18
1	55	55	62	62	62	62	55	23	54	55	55	55	55	55	55	55	55	55
2	62	62	55	55	55	55	62	53	72	62	62	62	62	62	62	62	62	62
3	94	23	23	23	23	23	23	94	51	23	23	23	23	23	23	23	23	23
4	23	94	53	53	53	53	53	9	39	54	32	32	9	9	64	64	64	64
5	53	53	94	94	94	9	9	64	53	32	9	9	32	94	9	32	32	32
6	69	69	69	69	32	94	32	17	23	94	94	94	94	32	94	9	9	54
7	9	9	32	32	9	32	94	54	17	9	64	64	64	64	32	54	54	9
8	32	32	9	9	69	7	7	72	9	72	17	17	17	17	17	94	17	17
9	66	66	66	7	7	69	64	51	94	17	54	54	54	54	54	17	94	94
10	7	7	7	17	17	64	17	5	64	64	21	72	72	72	72	72	21	72
11	72	17	17	66	64	17	54	25	55	51	72	21	21	21	21	21	72	21
12	17	64	64	64	54	54	72	27	5	7	51	51	51	51	51	51	51	51
13	51	51	54	54	72	21	51	89	27	21	25	25	25	25	25	25	25	25
14	64	54	51	51	51	51	21	39	62	5	27	27	27	27	50	50	50	50
15	54	21	72	72	21	72	5	55	32	25	50	50	50	50	89	89	89	89
16	21	72	21	21	50	5	50	62	7	27	89	89	89	89	39	39	39	39
17	27	27	50	50	5	50	25	32	25	50	39	39	39	39	66	66	66	66
18	50	50	27	5	27	25	27	7	21	39	66	66	66	66				
19	78	5	5	27	25	27	89	21	89	89	28	28	28					
20	5	78	78	25	78	78	39	50	50	66	28							
21	89	25	25	78	89	89	66	66	66	28								
22	25	89	89	89	39	39	28	28	28									
23	39	39	39	39	66	66												
24	28	28	28	28	28	28												

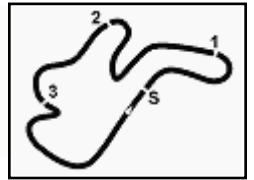
Final Result			
1	55	Y. MONTELLA	Laps 18
2	62	S. MANZI	6.666
3	23	M. SCHROETTER	6.968
4	64	F. CARICASULO	16.748
5	32	D. BAYLISS	17.452
6	54	B. SOFIOGLU	17.590
7	9	J. NAVARRO	18.066
8	17	J. MCPHEE	18.072
9	94	L. MAHIAS (P)	21.741
10	21	T. TOPARIS	31.009
11	72	Y. RUIZ (P)	32.350
12	51	A. SARMOON	37.727
13	25	M. BRENNER	38.621
14	50	D. VOSTATEK	48.278
15	89	K. BIN PAWI	57.807
16	39	K. KEANKUM (P)	1'13.706
17	66	N. TUULI	1 Lap
18	28	G. VAN STRAALEN	5 Laps
RET	27	K. TOBA (P)	4 Laps
RET	7	L. BALDASSARRI	8 Laps
RET	5	N. ANTONELLI	8 Laps
RET	53	V. DEBISE	9 Laps
RET	69	T. BOOTH-AMOS	12 Laps
RET	78	H. OKUBO	12 Laps
RET	61	C. ONUCU	
RET	99	A. HUERTAS	

24/02/2024

These data/results cannot be reproduced, stored and/or transmitted in whole or in part by any manner of electronic, mechanical, photocopying, recording, broadcasting or otherwise now known or herein after developed without the previous express consent by the copyright owner, except for reproduction in daily press and regular printed publications on sale to the public within 60 days of the event related to those data/results and always provided that copyright symbol appears together as follows below.

© DORNA WSBK ORGANIZATION Srl 2024





Phillip Island 4.445 m

Grand Ridge Brewery Australian Round, 23-25 February 2024
Lap Chart Race 1

2 / 4

Lap 1		
1	55	Y.Montella 1'37.231
2	62	S.Manzi 0.308
3	94	L.Mahias 0.635
4	23	M.Schroetter 0.648
5	53	V.Debise 1.009
6	69	T.Booth-Amos 1.107
7	9	J.Navarro 1.569
8	32	O.Bayliss 1.744
9	66	N.Tuuli 1.772
10	7	L.Baldassarri 2.220
11	72	Y.Ruiz 2.372
12	17	J.McPhee 2.415
13	51	A.Sarmoon 2.839
14	64	F.Caricasulo 2.917
15	54	B.Sofuoglu 3.547
16	21	T.Toparis 4.223
17	27	K.Toba 4.451
18	50	O.Vostatek 4.761
19	78	H.Okubo 5.170
20	5	N.Antonelli 5.198
21	89	K.Bin Pawi 5.757
22	25	M.Brenner 5.938
23	39	K.Keankum 12.437
24	28	G.van Straalen

21	25	M.Brenner 9.479
22	89	K.Bin Pawi 10.140
23	39	K.Keankum 19.643
24	28	G.van Straalen

Lap 4		
1	62	S.Manzi 6'13.456
2	55	Y.Montella 0.314
3	23	M.Schroetter 0.478
4	53	V.Debise 0.704
5	94	L.Mahias 1.746
6	69	T.Booth-Amos 1.797
7	32	O.Bayliss 2.284
8	9	J.Navarro 2.527
9	7	L.Baldassarri 3.619
10	17	J.McPhee 4.212
11	66	N.Tuuli 4.213
12	64	F.Caricasulo 4.477
13	54	B.Sofuoglu 5.606
14	51	A.Sarmoon 6.940
15	72	Y.Ruiz 7.424
16	21	T.Toparis 8.149
17	50	O.Vostatek 9.869
18	5	N.Antonelli 10.036
19	27	K.Toba 10.424
20	25	M.Brenner 11.175
21	78	H.Okubo 11.743
22	89	K.Bin Pawi 12.708
23	39	K.Keankum 22.881
24	28	G.van Straalen

16	5	N.Antonelli 13.493
17	50	O.Vostatek 13.949
18	25	M.Brenner 14.705
19	27	K.Toba 15.178
20	78	H.Okubo 17.028
21	89	K.Bin Pawi 17.951
22	39	K.Keankum 29.422
23	66	N.Tuuli
24	28	G.van Straalen

Lap 7		
1	55	Y.Montella 10'49.651
2	62	S.Manzi 0.013
3	23	M.Schroetter 0.136
4	53	V.Debise 0.282
5	9	J.Navarro 4.071
6	32	O.Bayliss 4.301
7	94	L.Mahias 4.340
8	7	L.Baldassarri 5.384
9	64	F.Caricasulo 5.709
10	17	J.McPhee 6.145
11	54	B.Sofuoglu 7.884
12	72	Y.Ruiz 12.631
13	51	A.Sarmoon 12.634
14	21	T.Toparis 12.772
15	5	N.Antonelli 14.617
16	50	O.Vostatek 15.092
17	25	M.Brenner 15.897
18	27	K.Toba 16.041
19	89	K.Bin Pawi 20.708
20	39	K.Keankum 32.395
21	66	N.Tuuli
22	28	G.van Straalen

15	32	O.Bayliss 1'11.620
16	7	L.Baldassarri 1'13.199
17	25	M.Brenner 1'16.877
18	21	T.Toparis 1'21.287
19	89	K.Bin Pawi 1'22.011
20	50	O.Vostatek 1'32.002
21	66	N.Tuuli
22	28	G.van Straalen

Lap 2		
1	55	Y.Montella 3'09.147
2	62	S.Manzi 0.019
3	23	M.Schroetter 0.319
4	94	L.Mahias 0.955
5	53	V.Debise 1.286
6	69	T.Booth-Amos 1.332
7	9	J.Navarro 1.991
8	32	O.Bayliss 2.045
9	66	N.Tuuli 2.529
10	7	L.Baldassarri 2.738
11	17	J.McPhee 3.348
12	64	F.Caricasulo 4.189
13	51	A.Sarmoon 4.287
14	54	B.Sofuoglu 4.615
15	21	T.Toparis 5.609
16	72	Y.Ruiz 5.852
17	27	K.Toba 6.498
18	50	O.Vostatek 6.528
19	5	N.Antonelli 6.820
20	78	H.Okubo 7.499
21	25	M.Brenner 7.995
22	89	K.Bin Pawi 8.321
23	39	K.Keankum 16.426
24	28	G.van Straalen

Lap 5		
1	62	S.Manzi 7'45.419
2	55	Y.Montella 0.173
3	23	M.Schroetter 0.195
4	53	V.Debise 0.647
5	94	L.Mahias 2.588
6	32	O.Bayliss 2.850
7	9	J.Navarro 2.867
8	69	T.Booth-Amos 4.127
9	7	L.Baldassarri 4.193
10	17	J.McPhee 4.837
11	64	F.Caricasulo 5.014
12	54	B.Sofuoglu 6.316
13	72	Y.Ruiz 8.787
14	51	A.Sarmoon 8.806
15	21	T.Toparis 9.240
16	50	O.Vostatek 11.598
17	5	N.Antonelli 11.674
18	27	K.Toba 12.246
19	25	M.Brenner 12.868
20	78	H.Okubo 14.171
21	89	K.Bin Pawi 15.297
22	39	K.Keankum 26.195
23	66	N.Tuuli
24	28	G.van Straalen

Lap 8		
1	23	M.Schroetter 12'22.265
2	53	V.Debise 0.573
3	94	L.Mahias 4.870
4	9	J.Navarro 4.907
5	64	F.Caricasulo 5.773
6	17	J.McPhee 6.438
7	54	B.Sofuoglu 8.271
8	72	Y.Ruiz 14.308
9	51	A.Sarmoon 14.593
10	5	N.Antonelli 15.275
11	25	M.Brenner 16.898
12	27	K.Toba 17.055
13	89	K.Bin Pawi 22.956
14	39	K.Keankum 35.017
15	55	Y.Montella 1'03.192
16	62	S.Manzi 1'07.561
17	32	O.Bayliss 1'10.179
18	7	L.Baldassarri 1'11.219
19	21	T.Toparis 1'17.284
20	50	O.Vostatek 1'29.862
21	66	N.Tuuli
22	28	G.van Straalen

Lap 10		
1	55	Y.Montella 16'38.686
2	62	S.Manzi 5.831
3	23	M.Schroetter 5.895
4	54	B.Sofuoglu 6.785
5	32	O.Bayliss 9.274
6	94	L.Mahias 10.131
7	9	J.Navarro 10.201
8	72	Y.Ruiz 10.960
9	17	J.McPhee 12.682
10	64	F.Caricasulo 13.164
11	51	A.Sarmoon 13.573
12	7	L.Baldassarri 15.064
13	21	T.Toparis 19.533
14	5	N.Antonelli 22.645
15	25	M.Brenner 25.295
16	27	K.Toba 25.828
17	50	O.Vostatek 31.121
18	39	K.Keankum 33.749
19	89	K.Bin Pawi 36.735
20	66	N.Tuuli
21	28	G.van Straalen

Lap 3		
1	62	S.Manzi 4'41.643
2	55	Y.Montella 0.420
3	23	M.Schroetter 0.579
4	53	V.Debise 0.861
5	94	L.Mahias 0.885
6	69	T.Booth-Amos 1.054
7	32	O.Bayliss 1.778
8	9	J.Navarro 1.972
9	66	N.Tuuli 2.465
10	7	L.Baldassarri 2.724
11	17	J.McPhee 2.951
12	64	F.Caricasulo 3.860
13	54	B.Sofuoglu 4.868
14	51	A.Sarmoon 5.201
15	72	Y.Ruiz 6.263
16	21	T.Toparis 6.765
17	50	O.Vostatek 7.937
18	27	K.Toba 8.239
19	5	N.Antonelli 8.259
20	78	H.Okubo 9.313

Lap 6		
1	62	S.Manzi 9'17.249
2	55	Y.Montella 0.483
3	23	M.Schroetter 0.530
4	53	V.Debise 0.900
5	9	J.Navarro 3.644
6	94	L.Mahias 3.676
7	32	O.Bayliss 3.916
8	7	L.Baldassarri 4.836
9	69	T.Booth-Amos 4.871
10	64	F.Caricasulo 5.701
11	17	J.McPhee 5.996
12	54	B.Sofuoglu 7.063
13	21	T.Toparis 10.538
14	51	A.Sarmoon 10.577
15	72	Y.Ruiz 10.800

Lap 9		
1	54	B.Sofuoglu 14'03.566
2	72	Y.Ruiz 6.521
3	51	A.Sarmoon 6.658
4	39	K.Keankum 28.931
5	53	V.Debise 52.404
6	23	M.Schroetter 55.017
7	17	J.McPhee 55.578
8	9	J.Navarro 56.725
9	94	L.Mahias 59.959
10	64	F.Caricasulo 1'02.282
11	55	Y.Montella 1'03.849
12	5	N.Antonelli 1'06.080
13	27	K.Toba 1'07.891
14	62	S.Manzi 1'09.037

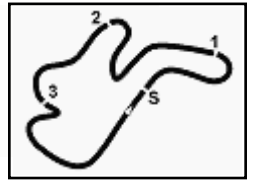
Lap 11		
1	55	Y.Montella 18'10.107
2	62	S.Manzi 6.505
3	23	M.Schroetter 6.919
4	32	O.Bayliss 10.851
5	9	J.Navarro 11.227
6	94	L.Mahias 11.284
7	64	F.Caricasulo 13.497
8	17	J.McPhee 13.961
9	54	B.Sofuoglu 15.572
10	21	T.Toparis 21.743
11	72	Y.Ruiz 22.211
12	51	A.Sarmoon 24.795
13	25	M.Brenner 27.512
14	27	K.Toba 28.206
15	50	O.Vostatek 33.903
16	89	K.Bin Pawi 40.332
17	39	K.Keankum 52.220
18	66	N.Tuuli
19	28	G.van Straalen

Lap 12		
1	55	Y.Montella 19'41.732
2	62	S.Manzi 6.773
3	23	M.Schroetter 7.037
4	32	O.Bayliss 12.185
5	9	J.Navarro 12.281
6	94	L.Mahias 12.499
7	64	F.Caricasulo 14.222
8	17	J.McPhee 14.874
9	54	B.Sofuoglu 16.344
10	72	Y.Ruiz 23.783
11	21	T.Toparis 23.799
12	51	A.Sarmoon 26.765
13	25	M.Brenner 29.616
14	27	K.Toba 30.226
15	50	O.Vostatek 36.326
16	89	K.Bin Pawi 43.350
17	39	K.Keankum 55.023
18	66	N.Tuuli
19	28	G.van Straalen

24/02/2024

These data/results cannot be reproduced, stored and/or transmitted in whole or in part by any manner of electronic, mechanical, photocopying, recording, broadcasting or otherwise now known or herein after developed without the previous express consent by the copyright owner, except for reproduction in daily press and regular printed publications on sale to the public within 60 days of the event related to those data/results and always provided that copyright symbol appears together as follows below.

© DORNA WSBK ORGANIZATION Srl 2024



Grand Ridge Brewery Australian Round, 23–25 February 2024
Lap Chart Race 1

Lap 13

1	55	Y.Montella	21'13.408
2	62	S.Manzi	6.985
3	23	M.Schroetter	7.011
4	9	J.Navarro	13.701
5	32	O.Bayliss	13.783
6	94	L.Mahias	13.792
7	64	F.Caricasulo	14.953
8	17	J.McPhee	15.825
9	54	B.Sofuoglu	16.928
10	72	Y.Ruiz	25.221
11	21	T.Toparis	25.250
12	51	A.Sarmoon	28.856
13	25	M.Brenner	31.305
14	27	K.Toba	32.254
15	50	O.Vostatek	38.502
16	89	K.Bin Pawi	46.150
17	39	K.Keankum	57.909
18	66	N.Tuuli	
19	28	G.van Straalen	

11	21	T.Toparis	29.633
12	51	A.Sarmoon	35.419
13	25	M.Brenner	36.764
14	50	O.Vostatek	45.157
15	89	K.Bin Pawi	55.155
16	39	K.Keankum	1'07.795
17	66	N.Tuuli	

Lap 17

1	55	Y.Montella	27'20.575
2	62	S.Manzi	8.826
3	23	M.Schroetter	8.995
4	64	F.Caricasulo	18.106
5	32	O.Bayliss	18.679
6	9	J.Navarro	18.995
7	54	B.Sofuoglu	19.358
8	17	J.McPhee	19.397
9	94	L.Mahias	20.016
10	21	T.Toparis	31.369
11	72	Y.Ruiz	31.376
12	51	A.Sarmoon	37.375
13	25	M.Brenner	38.356
14	50	O.Vostatek	47.503
15	89	K.Bin Pawi	57.319
16	39	K.Keankum	1'11.064
17	66	N.Tuuli	

Lap 14

1	55	Y.Montella	22'45.047
2	62	S.Manzi	7.867
3	23	M.Schroetter	7.934
4	9	J.Navarro	15.002
5	94	L.Mahias	15.115
6	32	O.Bayliss	15.552
7	64	F.Caricasulo	15.625
8	17	J.McPhee	16.757
9	54	B.Sofuoglu	17.352
10	72	Y.Ruiz	26.721
11	21	T.Toparis	27.039
12	51	A.Sarmoon	31.116
13	25	M.Brenner	33.146
14	27	K.Toba	34.835
15	50	O.Vostatek	40.802
16	89	K.Bin Pawi	49.184
17	39	K.Keankum	1'01.290
18	66	N.Tuuli	

Lap 18

1	55	Y.Montella	28'54.554
2	62	S.Manzi	6.666
3	23	M.Schroetter	6.968
4	64	F.Caricasulo	16.748
5	32	O.Bayliss	17.452
6	54	B.Sofuoglu	17.590
7	9	J.Navarro	18.066
8	17	J.McPhee	18.072
9	94	L.Mahias	19.791
10	72	Y.Ruiz	30.600
11	21	T.Toparis	31.009
12	51	A.Sarmoon	37.727
13	25	M.Brenner	38.621
14	50	O.Vostatek	48.278
15	89	K.Bin Pawi	57.807
16	39	K.Keankum	1'12.156

Lap 15

1	55	Y.Montella	24'16.754
2	62	S.Manzi	8.469
3	23	M.Schroetter	8.605
4	64	F.Caricasulo	16.995
5	9	J.Navarro	17.063
6	94	L.Mahias	17.380
7	32	O.Bayliss	17.438
8	17	J.McPhee	17.974
9	54	B.Sofuoglu	18.089
10	72	Y.Ruiz	28.128
11	21	T.Toparis	28.455
12	51	A.Sarmoon	33.483
13	25	M.Brenner	35.048
14	50	O.Vostatek	43.046
15	89	K.Bin Pawi	52.270
16	39	K.Keankum	1'04.502
17	66	N.Tuuli	

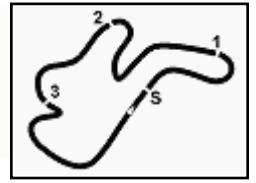
Lap 16

1	55	Y.Montella	25'48.639
2	62	S.Manzi	8.782
3	23	M.Schroetter	8.938
4	64	F.Caricasulo	17.610
5	32	O.Bayliss	18.045
6	9	J.Navarro	18.047
7	54	B.Sofuoglu	18.666
8	94	L.Mahias	18.787
9	17	J.McPhee	18.862
10	72	Y.Ruiz	29.503

24/02/2024

These data/results cannot be reproduced, stored and/or transmitted in whole or in part by any manner of electronic, mechanical, photocopying, recording, broadcasting or otherwise now known or herein after developed without the previous express consent by the copyright owner, except for reproduction in daily press and regular printed publications on sale to the public within 60 days of the event related to those data/results and always provided that copyright symbol appears together as follows below.

© DORNA WSBK ORGANIZATION Srl 2024



Grand Ridge Brewery Australian Round, 23-25 February 2024
Lap Chart Race 1

Race Pace Comparison

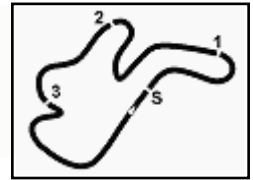
	55 Mon	62 Man	23 Sch	64 Car	32 Bay	54 Sof	9 Nav	17 McP	94 Mah	21 Top	72 Rui	51 Sar	25 Bre	50 Vos
1	1'37.231	1'37.539	1'37.879	1'40.148	1'38.975	1'40.778	1'38.800	1'39.646	1'37.866	1'41.454	1'39.603	1'40.070	1'43.169	1'41.992
2	1'31.916	1'31.627	1'31.587	1'33.188	1'32.217	1'32.984	1'32.338	1'32.849	1'32.236	1'33.302	1'35.396	1'33.364	1'33.973	1'33.683
3	1'32.916	1'32.477	1'32.756	1'32.167	1'32.229	1'32.749	1'32.477	1'32.099	1'32.426	1'33.652	1'32.907	1'33.410	1'33.980	1'33.905
4	1'31.707	1'31.813	1'31.712	1'32.430	1'32.319	1'32.551	1'32.368	1'33.074	1'32.674	1'33.197	1'32.974	1'33.552	1'33.509	1'33.745
5	1'31.822	1'31.963	1'31.680	1'32.500	1'32.529	1'32.673	1'32.303	1'32.588	1'32.805	1'33.054	1'33.326	1'33.829	1'33.656	1'33.692
6	1'32.140	1'31.830	1'32.165	1'32.517	1'32.896	1'32.577	1'32.607	1'32.989	1'32.918	1'33.128	1'33.843	1'33.601	1'33.667	1'34.181
7	1'31.919	1'32.415	1'32.008	1'32.410	1'32.787	1'33.223	1'32.829	1'32.551	1'33.066	1'34.636	1'34.233	1'34.459	1'33.594	1'33.545
8	2'35.806	2'40.162	1'32.478	1'32.678	2'38.492	1'33.001	1'33.450	1'32.907	1'33.144	2'37.126	1'34.291	1'34.573	1'33.615	2'47.384
9	1'41.958	1'42.777	2'36.318	2'37.810	1'42.742	1'33.030	2'33.119	2'30.441	2'36.390	1'45.304	1'33.514	1'33.366	2'41.280	1'43.441
10	1'31.271	1'31.914	1'45.998	1'46.002	1'32.774	2'41.905	1'48.596	1'52.224	1'45.292	1'33.366	2'39.559	2'42.035	1'43.538	1'34.239
11	1'31.421	1'32.095	1'32.445	1'31.754	1'32.998	1'40.208	1'32.447	1'32.700	1'32.574	1'33.631	1'42.672	1'42.643	1'33.638	1'34.203
12	1'31.625	1'31.893	1'31.743	1'32.350	1'32.959	1'32.397	1'32.679	1'32.538	1'32.840	1'33.681	1'33.197	1'33.595	1'33.729	1'34.048
13	1'31.676	1'31.888	1'31.650	1'32.407	1'33.274	1'32.260	1'33.096	1'32.627	1'32.969	1'33.127	1'33.114	1'33.767	1'33.365	1'33.852
14	1'31.639	1'32.521	1'32.562	1'32.311	1'33.408	1'32.063	1'32.940	1'32.571	1'32.962	1'33.428	1'33.139	1'33.899	1'33.480	1'33.939
15	1'31.707	1'32.309	1'32.378	1'33.077	1'33.593	1'32.444	1'33.768	1'32.924	1'33.972	1'33.123	1'33.114	1'34.074	1'33.609	1'33.951
16	1'31.885	1'32.198	1'32.218	1'32.500	1'32.492	1'32.462	1'32.869	1'32.773	1'33.292	1'33.063	1'33.260	1'33.821	1'33.601	1'33.996
17	1'31.936	1'31.980	1'31.993	1'32.432	1'32.570	1'32.628	1'32.884	1'32.471	1'33.165	1'33.672	1'33.809	1'33.892	1'33.528	1'34.282
18	1'33.979	1'31.819	1'31.952	1'32.621	1'32.752	1'32.211	1'33.050	1'32.654	1'33.754	1'33.619	1'33.203	1'34.331	1'34.244	1'34.754

	89 Bin	39 Kea	66 Tuu	27 Tob	28 van	7 Bal	5 Ant	53 Deb	69 Boo	78 Oku
1	1'42.988	1'49.668	1'39.003	1'41.682	9'21.718	1'39.451	1'42.429	1'38.240	1'38.338	1'42.401
2	1'34.480	1'35.905	1'32.673	1'33.963	1'48.213	1'32.434	1'33.538	1'32.193	1'32.141	1'34.245
3	1'34.315	1'35.713	1'32.432	1'34.237	1'34.401	1'32.482	1'33.935	1'32.071	1'32.218	1'34.310
4	1'34.381	1'35.051	1'33.561	1'33.998	1'33.581	1'32.708	1'33.590	1'31.656	1'32.556	1'34.243
5	1'34.552	1'35.277	3'15.385	1'33.785	1'34.438	1'32.537	1'33.601	1'31.906	1'34.293	1'34.391
6	1'34.484	1'35.057	1'43.846	1'34.762	1'34.286	1'32.473	1'33.649	1'32.083	1'32.574	1'34.687
7	1'35.159	1'35.375	1'33.601	1'33.265	2'40.384	1'32.950	1'33.526	1'31.784		
8	1'34.862	1'35.236	2'54.893	1'33.628	1'49.115	2'38.449	1'33.272	1'32.905		
9	2'40.356	1'35.215	1'42.550	2'32.137	1'33.534	1'43.281	2'32.106	2'33.132		
10	1'49.844	2'39.938	1'34.404	1'53.057	1'39.536	1'36.985	1'51.685			
11	1'35.018	1'49.892	1'33.359	1'33.799	1'34.576					
12	1'34.643	1'34.428	1'32.866	1'33.645	1'32.954					
13	1'34.476	1'34.562	1'33.036	1'33.704	1'34.168					
14	1'34.673	1'35.020	1'32.931	1'34.220						
15	1'34.793	1'34.919	1'33.305							
16	1'34.770	1'35.178	1'33.528							
17	1'34.100	1'35.205	1'33.299							
18	1'34.467	1'35.071								

24/02/2024

These data/results cannot be reproduced, stored and/or transmitted in whole or in part by any manner of electronic, mechanical, photocopying, recording, broadcasting or otherwise now known or herein after developed without the previous express consent by the copyright owner, except for reproduction in daily press and regular printed publications on sale to the public within 60 days of the event related to those data/results and always provided that copyright symbol appears together as follows below.

© DORNA WSBK ORGANIZATION Srl 2024



Grand Ridge Brewery Australian Round, 23-25 February 2024
Chronological Analysis Race 1

Start at 14:30'27.182

1° 55 Y. MONTELLA [1'31.271]								4° 64 F. CARICASULO [1'31.754]							
Lap	Seg1	Seg2	Seg3	Seg4	Lap Time	km/h	Local Time	Lap	Seg1	Seg2	Seg3	Seg4	Lap Time	km/h	Local Time
1		26.588	17.375	25.929	1'37.231		14:32'04.413	1		27.290	17.635	25.593	1'40.148		14:32'07.330
2	22.041	26.585	17.394	25.896	1'31.916	269,3	14:33'36.329	2	22.223	27.522	17.641	25.802	1'33.188	282,0	14:33'40.518
3	22.911	26.746	17.437	25.822	1'32.916	266,7	14:35'09.245	3	22.212	26.659	17.544	25.752	1'32.167	277,6	14:35'12.685
4	22.057	26.472	17.447	25.731	1'31.707	272,7	14:36'40.952	4	22.378	26.718	17.637	25.697	1'32.430	276,2	14:36'45.115
5	22.033	26.558	17.438	25.793	1'31.822	272,0	14:38'12.774	5	22.326	26.741	17.761	25.672	1'32.500	279,8	14:38'17.615
6	22.201	26.635	17.441	25.863	1'32.140	267,3	14:39'44.914	6	22.204	26.682	17.587	26.044	1'32.517	282,7	14:39'50.132
7	22.006	26.520	17.506	25.887	1'31.919	272,7	14:41'16.833	7	22.318	26.691	17.663	25.738	1'32.410	276,2	14:41'22.542
8	21.932	26.475	17.443	1'29.956	2'35.806P	272,0	14:43'52.639	8	22.303	26.697	17.675	26.003	1'32.678	279,1	14:42'55.220
9	32.548	26.422	17.335	25.653	1'41.958P		14:45'34.597	9	22.378	26.714	17.770	1'30.948	2'37.810P	274,1	14:45'33.030
10	21.923	26.420	17.267	25.661	1'31.271	267,3	14:47'05.868	10	35.647	26.843	17.734	25.778	1'46.002CP		14:47'19.032
11	21.967	26.395	17.357	25.702	1'31.421C	268,7	14:48'37.289	11	22.045	26.540	17.589	25.580	1'31.754	274,8	14:48'50.786
12	22.014	26.393	17.411	25.807	1'31.625	267,3	14:50'08.914	12	22.246	26.701	17.593	25.810	1'32.350	270,7	14:50'23.136
13	22.026	26.487	17.403	25.760	1'31.676	268,0	14:51'40.590	13	22.256	26.724	17.615	25.812	1'32.407	271,4	14:51'55.543
14	22.043	26.384	17.461	25.751	1'31.639	270,0	14:53'12.229	14	22.183	26.724	17.623	25.781	1'32.311	274,1	14:53'27.854
15	22.048	26.488	17.372	25.799	1'31.707	270,0	14:54'43.936	15	22.184	27.072	17.755	26.066	1'33.077	279,1	14:55'00.931
16	21.998	26.580	17.466	25.841	1'31.885	270,0	14:56'15.821	16	22.317	26.601	17.631	25.951	1'32.500	268,0	14:56'33.431
17	21.966	26.496	17.459	26.015	1'31.936	270,7	14:57'47.757	17	22.308	26.506	17.656	25.962	1'32.432	270,0	14:58'05.863
18	22.138	26.540	17.536	27.765	1'33.979	270,7	14:59'21.736	18	22.412	26.551	17.725	25.933	1'32.621	269,3	14:59'38.484
Race Time 28'54.554								Race Time 29'11.302							

2° 62 S. MANZI [1'31.627]								5° 32 O. BAYLISS [1'32.217]							
Lap	Seg1	Seg2	Seg3	Seg4	Lap Time	km/h	Local Time	Lap	Seg1	Seg2	Seg3	Seg4	Lap Time	km/h	Local Time
1		26.605	17.486	25.746	1'37.539		14:32'04.721	1		27.387	17.592	25.680	1'38.975		14:32'06.157
2	22.048	26.528	17.356	25.695	1'31.627	273,4	14:33'36.348	2	22.247	26.776	17.473	25.721	1'32.217	275,5	14:33'38.374
3	22.637	26.483	17.439	25.918	1'32.477	264,7	14:35'08.825	3	22.061	26.769	17.523	25.876	1'32.229	277,6	14:35'10.603
4	22.173	26.400	17.455	25.785	1'31.813	268,0	14:36'40.638	4	22.219	26.710	17.593	25.797	1'32.319	272,0	14:36'42.922
5	22.096	26.437	17.462	25.968	1'31.963	266,7	14:38'12.601	5	22.147	26.765	17.575	26.042	1'32.529	273,4	14:38'15.451
6	22.128	26.425	17.468	25.809	1'31.830	268,0	14:39'44.431	6	22.435	26.927	17.580	25.954	1'32.896	270,0	14:39'48.347
7	22.140	26.599	17.644	26.032	1'32.415	267,3	14:41'16.846	7	22.325	26.918	17.689	25.855	1'32.787	274,8	14:41'21.134
8	22.402	27.390	17.608	1'32.762	2'40.162P	272,0	14:43'57.008	8	22.307	26.771	17.754	1'31.660	2'38.492P	274,1	14:43'59.626
9	32.976	26.451	17.550	25.800	1'42.777P		14:45'39.785	9	32.346	26.604	17.633	26.159	1'42.742P		14:45'42.368
10	22.066	26.423	17.445	25.980	1'31.914	267,3	14:47'11.699	10	22.343	26.572	17.720	26.139	1'32.774C	264,7	14:47'15.142
11	22.420	26.534	17.379	25.762	1'32.095	262,8	14:48'43.794	11	22.588	26.715	17.646	26.049	1'32.998C	268,0	14:48'48.140
12	21.983	26.583	17.533	25.794	1'31.893	268,7	14:50'15.687	12	22.458	26.708	17.729	26.064	1'32.959	268,7	14:50'21.099
13	22.047	26.425	17.539	25.877	1'31.888	268,7	14:51'47.575	13	22.563	27.131	17.648	25.932	1'33.274	267,3	14:51'54.373
14	22.414	26.668	17.614	25.825	1'32.521	264,1	14:53'20.096	14	22.558	27.007	17.803	26.040	1'33.408	264,1	14:53'27.781
15	22.263	26.524	17.563	25.959	1'32.309	270,7	14:54'52.405	15	22.383	27.257	17.911	26.042	1'33.593	272,7	14:55'01.374
16	22.252	26.589	17.462	25.895	1'32.198	269,3	14:56'24.603	16	22.274	26.736	17.665	25.817	1'32.492	274,8	14:56'33.866
17	22.060	26.610	17.476	25.834	1'31.980	270,0	14:57'56.583	17	22.271	26.649	17.711	25.939	1'32.570	272,7	14:58'06.436
18	22.004	26.523	17.515	25.777	1'31.819	268,7	14:59'28.402	18	22.286	26.697	17.698	26.071	1'32.752	271,4	14:59'39.188
Race Time 29'01.220								Race Time 29'12.006							

3° 23 M. SCHROETTER [1'31.587]								6° 54 B. SOFUOGLU [1'32.063]							
Lap	Seg1	Seg2	Seg3	Seg4	Lap Time	km/h	Local Time	Lap	Seg1	Seg2	Seg3	Seg4	Lap Time	km/h	Local Time
1		27.118	17.639	25.477	1'37.879		14:32'05.061	1		27.247	17.730	25.948	1'40.778		14:32'07.960
2	22.070	26.582	17.424	25.511	1'31.587	273,4	14:33'36.648	2	22.332	26.965	17.722	25.965	1'32.984	279,1	14:33'40.944
3	22.767	26.711	17.498	25.780	1'32.756	277,6	14:35'09.404	3	22.214	26.745	17.772	26.018	1'32.749	280,5	14:35'13.693
4	22.145	26.533	17.393	25.641	1'31.712	271,4	14:36'41.116	4	22.297	26.556	17.725	25.973	1'32.551	272,7	14:36'46.244
5	22.001	26.604	17.480	25.595	1'31.680	274,8	14:38'12.796	5	22.327	26.631	17.744	25.971	1'32.673	274,8	14:38'18.917
6	22.272	26.853	17.455	25.585	1'32.165	267,3	14:39'44.961	6	22.277	26.752	17.607	25.941	1'32.577	274,8	14:39'51.494
7	22.127	26.636	17.494	25.751	1'32.008	268,0	14:41'16.969	7	22.294	26.919	17.626	26.384	1'33.223	277,6	14:41'24.717
8	22.370	26.713	17.525	25.870	1'32.478	273,4	14:42'49.447	8	22.369	26.574	17.707	26.351	1'33.001	272,7	14:42'57.718
9	22.263	26.627	17.584	1'29.844	2'36.318P	266,0	14:45'25.765	9	22.386	26.714	17.696	26.234	1'33.030	270,7	14:44'30.748
10	35.873	26.940	17.402	25.783	1'45.998P		14:47'11.763	10	22.609	26.749	17.871	1'34.676	2'41.905P	268,0	14:47'12.653
11	22.096	26.488	17.590	26.271	1'32.445	268,7	14:48'44.208	11	29.837	26.763	17.627	25.981	1'40.208P		14:48'52.861
12	21.914	26.495	17.465	25.869	1'31.743	270,7	14:50'15.951	12	22.267	26.500	17.683	25.947	1'32.397	270,0	14:50'25.258
13	21.991	26.603	17.442	25.614	1'31.650	272,7	14:51'47.601	13	22.244	26.449	17.679	25.888	1'32.260	273,4	14:51'57.518
14	22.123	27.076	17.689	25.674	1'32.562	264,1	14:53'20.163	14	22.091	26.408	17.589	25.975	1'32.063	273,4	14:53'29.581
15	22.303	26.691	17.625	25.759	1'32.378	268,7	14:54'52.541	15	22.242	26.642	17.672	25.888	1'32.444	276,2	14:55'02.025
16	22.223	26.641	17.539	25.815	1'32.218	274,8	14:56'24.759	16	22.142	26.712	17.658	25.950	1'32.462	279,8	14:56'34.487
17	22.121	26.544	17.525	25.803	1'31.993	275,5	14:57'56.752	17	22.267	26.636	17.680	26.045	1'32.628	278,4	14:58'07.115
18	22.065	26.660	17.486	25.741	1'31.952	274,1	14:59'28.704	18	22.059	26.624	17.585	25.943	1'32.211	278,4	14:59'39.326
Race Time 29'01.522								Race Time 29'12.144							

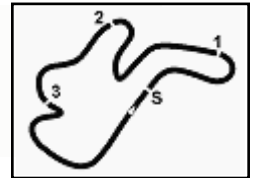
24/02/2024

P = Pits In/Out - C = Lap Time Cancelled

These data/results cannot be reproduced, stored and/or transmitted in whole or in part by any manner of electronic, mechanical, photocopying, recording, broadcasting or otherwise now known or herein after developed without the previous express consent by the copyright owner, except for reproduction in daily press and regular printed publications on sale to the public within 60 days of the event related to those data/results and always provided that copyright symbol appears together as follows below.

© DORNA WSBK ORGANIZATION Srl 2024





Grand Ridge Brewery Australian Round, 23-25 February 2024
Chronological Analysis Race 1

Start at 14:30'27.182

7° 9 J. NAVARRO [1'32.303]								10° 21 T. TOPARIS [1'33.054]							
Lap	Seg1	Seg2	Seg3	Seg4	Lap Time	km/h	Local Time	Lap	Seg1	Seg2	Seg3	Seg4	Lap Time	km/h	Local Time
1		26.895	17.627	25.801	1'38.800		14:32'05.982	1		27.478	17.926	26.705	1'41.454		14:32'08.636
2	22.108	26.686	17.525	26.019	1'32.338	274,1	14:33'38.320	2	22.424	26.910	17.740	26.228	1'33.302	274,8	14:33'41.938
3	22.229	26.809	17.550	25.889	1'32.477	272,7	14:35'10.797	3	22.338	27.306	17.840	26.168	1'33.652	276,2	14:35'15.590
4	22.178	26.705	17.629	25.856	1'32.368	276,2	14:36'43.165	4	22.322	26.875	17.703	26.297	1'33.197	278,4	14:36'48.787
5	22.005	26.855	17.563	25.880	1'32.303	276,2	14:38'15.468	5	22.316	26.774	17.739	26.225	1'33.054	277,6	14:38'21.841
6	22.172	26.898	17.541	25.996	1'32.607	268,0	14:39'48.075	6	22.259	26.899	17.698	26.272	1'33.128	276,2	14:39'54.969
7	22.293	26.792	17.699	26.045	1'32.829	270,7	14:41'20.904	7	22.766	27.524	17.834	26.512	1'34.636	269,3	14:41'29.605
8	22.948	26.847	17.653	26.002	1'33.450	268,0	14:42'54.354	8	22.698	26.907	18.293	1'29.228	2'37.126P	277,6	14:44'06.731
9	22.357	26.859	17.728	1'26.175	2'33.119P	268,0	14:45'27.473	9	34.501	26.878	17.778	26.147	1'45.304P		14:45'52.035
10	38.345	26.870	17.589	25.792	1'48.596P		14:47'16.069	10	22.371	26.929	17.750	26.316	1'33.366C	268,0	14:47'25.401
11	22.158	26.746	17.632	25.911	1'32.447	273,4	14:48'48.516	11	22.465	26.998	17.925	26.243	1'33.631	267,3	14:48'59.032
12	22.421	26.714	17.641	25.903	1'32.679	272,0	14:50'21.195	12	22.477	27.049	17.784	26.371	1'33.681	266,0	14:50'32.713
13	22.352	26.799	17.707	26.238	1'33.096	278,4	14:51'54.291	13	22.586	26.802	17.753	25.986	1'33.127	272,7	14:52'05.840
14	22.389	26.823	17.709	26.019	1'32.940	268,0	14:53'27.231	14	22.261	27.249	17.857	26.061	1'33.428	275,5	14:53'39.268
15	22.549	27.177	17.776	26.266	1'33.768	267,3	14:55'00.999	15	22.374	26.825	17.822	26.102	1'33.123	276,2	14:55'12.391
16	22.455	26.791	17.655	25.968	1'32.869	271,4	14:56'33.868	16	22.391	26.795	17.827	26.050	1'33.063	276,9	14:56'45.454
17	22.559	26.770	17.629	25.926	1'32.884	272,7	14:58'06.752	17	22.376	26.973	17.843	26.480	1'33.672	282,0	14:58'19.126
18	22.248	27.026	17.700	26.076	1'33.050	274,1	14:59'39.802	18	22.665	26.914	17.829	26.211	1'33.619	269,3	14:59'52.745
Race Time 29'12.620								Race Time 29'25.563							

8° 17 J. MCPHEE [1'32.099]								11° 72 Y. RUIZ [1'32.907]							
Lap	Seg1	Seg2	Seg3	Seg4	Lap Time	km/h	Local Time	Lap	Seg1	Seg2	Seg3	Seg4	Lap Time	km/h	Local Time
1		27.140	17.719	25.563	1'39.646		14:32'06.828	1		27.018	17.641	25.784	1'39.603		14:32'06.785
2	22.242	26.865	17.525	26.217	1'32.849	282,7	14:33'39.677	2	22.656	29.022	17.748	25.970	1'35.396	280,5	14:33'42.181
3	22.035	26.642	17.609	25.813	1'32.099	277,6	14:35'11.776	3	22.340	26.828	17.793	25.946	1'32.907	274,1	14:35'15.088
4	22.126	27.323	17.769	25.856	1'33.074	280,5	14:36'44.850	4	22.443	26.816	17.732	25.983	1'32.974	268,0	14:36'48.062
5	22.287	26.731	17.670	25.900	1'32.588	276,2	14:38'17.438	5	22.499	26.923	17.822	26.082	1'33.326	271,4	14:38'21.388
6	22.147	26.783	17.585	26.474	1'32.989	278,4	14:39'50.427	6	23.146	26.909	17.807	25.981	1'33.843	268,7	14:39'55.231
7	22.203	26.816	17.602	25.930	1'32.551	279,8	14:41'22.978	7	22.728	27.158	17.886	26.461	1'34.233	276,2	14:41'29.464
8	22.247	26.997	17.634	26.029	1'32.907	279,1	14:42'55.885	8	22.742	26.764	18.372	26.413	1'34.291	263,4	14:43'03.755
9	22.258	26.743	17.740	1'23.700	2'30.441P	274,1	14:45'26.326	9	22.664	26.741	17.866	26.243	1'33.514	262,1	14:44'37.269
10	40.642	27.595	17.836	26.151	1'52.224CP		14:47'18.550	10	22.698	26.786	17.920	1'32.155	2'39.559P	262,1	14:47'16.828
11	22.351	27.016	17.546	25.787	1'32.700	269,3	14:48'51.250	11	31.930	26.978	17.821	25.943	1'42.672P		14:48'59.500
12	22.133	26.885	17.612	25.908	1'32.538	274,1	14:50'23.788	12	22.405	26.924	17.786	26.082	1'33.197	266,7	14:50'32.697
13	22.250	26.842	17.639	25.896	1'32.627	274,1	14:51'56.415	13	22.478	26.723	17.726	26.187	1'33.114	264,7	14:52'05.811
14	22.212	26.746	17.719	25.894	1'32.571	272,0	14:53'28.986	14	22.582	26.753	17.804	26.000	1'33.139	264,7	14:53'38.950
15	22.331	26.882	17.727	25.984	1'32.924	272,0	14:55'01.910	15	22.536	26.636	17.765	26.177	1'33.114	262,8	14:55'12.064
16	22.687	26.787	17.592	25.707	1'32.773	276,9	14:56'34.683	16	22.546	26.714	17.839	26.161	1'33.260	262,1	14:56'45.324
17	22.275	26.789	17.526	25.881	1'32.471	274,8	14:58'07.154	17	22.728	26.975	17.913	26.193	1'33.809	260,2	14:58'19.133
18	22.184	26.855	17.644	25.971	1'32.654	282,0	14:59'39.808	18	22.579	26.720	17.804	26.100	1'33.203	264,1	14:59'52.336
Race Time 29'12.626								Race Time 29'25.154 + 1'750Pen							

9° 94 L. MAHIAS [1'32.236]								12° 51 A. SARMOON [1'33.364]							
Lap	Seg1	Seg2	Seg3	Seg4	Lap Time	km/h	Local Time	Lap	Seg1	Seg2	Seg3	Seg4	Lap Time	km/h	Local Time
1		26.786	17.432	25.853	1'37.866		14:32'05.048	1		27.149	17.716	25.830	1'40.070		14:32'07.252
2	22.292	26.655	17.467	25.822	1'32.236	272,0	14:33'37.284	2	22.523	27.058	17.665	26.118	1'33.364	274,1	14:33'40.616
3	22.232	26.825	17.576	25.793	1'32.426	270,0	14:35'09.710	3	22.294	26.850	18.048	26.218	1'33.410	271,4	14:35'14.026
4	22.345	26.657	17.511	26.161	1'32.674	272,7	14:36'42.384	4	22.477	27.047	17.754	26.274	1'33.552	270,0	14:36'47.578
5	22.353	26.867	17.530	26.055	1'32.805	265,4	14:38'15.189	5	22.526	26.974	17.991	26.338	1'33.829	268,0	14:38'21.407
6	22.349	26.753	17.656	26.160	1'32.918	267,3	14:39'48.107	6	22.534	26.882	18.041	26.144	1'33.601	270,7	14:39'55.008
7	22.435	26.842	17.679	26.110	1'33.066	266,7	14:41'21.173	7	22.663	27.214	17.912	26.670	1'34.459	264,7	14:41'29.467
8	22.510	26.710	17.639	26.285	1'33.144	274,1	14:42'54.317	8	22.958	27.039	18.205	26.371	1'34.573	262,1	14:43'04.040
9	22.633	26.957	17.797	1'29.003	2'36.390P	264,1	14:45'30.707	9	22.513	26.794	17.845	26.214	1'33.366	269,3	14:44'37.406
10	34.733	26.810	17.622	26.127	1'45.292CP		14:47'15.999	10	22.668	26.885	17.885	1'34.597	2'42.035P	271,4	14:47'19.441
11	22.368	26.799	17.594	25.813	1'32.574	268,0	14:48'48.573	11	31.902	26.736	17.683	26.322	1'42.643P		14:49'02.084
12	22.482	26.848	17.606	25.904	1'32.840	270,7	14:50'21.413	12	22.529	26.840	17.856	26.370	1'33.595	264,7	14:50'35.679
13	22.377	26.799	17.686	26.107	1'32.969	271,4	14:51'54.382	13	22.479	26.993	17.974	26.321	1'33.767	265,4	14:52'09.446
14	22.467	26.889	17.646	25.960	1'32.962	263,4	14:53'27.344	14	22.565	27.033	17.995	26.306	1'33.899	265,4	14:53'43.345
15	22.627	27.307	17.963	26.075	1'33.972	268,7	14:55'01.316	15	22.694	26.928	17.947	26.505	1'34.074	264,1	14:55'17.419
16	22.518	26.824	17.574	26.376	1'33.292	271,4	14:56'34.608	16	22.660	26.766	18.004	26.391	1'33.821	265,4	14:56'51.240
17	22.539	26.935	17.597	26.094	1'33.165	270,7	14:58'07.773	17	22.644	26.972	17.930	26.346	1'33.892	263,4	14:58'25.132
18	22.407	27.167	17.809	26.371	1'33.754	274,1	14:59'41.527	18	22.671	26.921	18.072	26.667	1'34.331	262,8	14:59'59.463
Race Time 29'14.345 + 1'950Pen								Race Time 29'32.281							

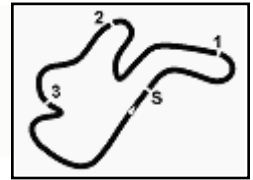
24/02/2024

P = Pits In/Out - C = Lap Time Cancelled

These data/results cannot be reproduced, stored and/or transmitted in whole or in part by any manner of electronic, mechanical, photocopying, recording, broadcasting or otherwise now known or herein after developed without the previous express consent by the copyright owner, except for reproduction in daily press and regular printed publications on sale to the public within 60 days of the event related to those data/results and always provided that copyright symbol appears together as follows below.

© DORNA WSBK ORGANIZATION Srl 2024





Phillip Island 4.445 m

Grand Ridge Brewery Australian Round, 23-25 February 2024
Chronological Analysis Race 1

Start at 14:30'27.182

3 / 4

13° 25 M. BRENNER [1'33.365]								16° 39 K. KEANKUM [1'34.428]							
Lap	Seg1	Seg2	Seg3	Seg4	Lap Time	km/h	Local Time	Lap	Seg1	Seg2	Seg3	Seg4	Lap Time	km/h	Local Time
1		28.206	18.051	26.368	1'43.169		14:32'10.351	1		28.392	18.464	26.853	1'49.668		14:32'16.850
2	22.703	27.078	17.821	26.371	1'33.973	281,3	14:33'44.324	2	23.164	27.460	18.380	26.901	1'35.905	264,1	14:33'52.755
3	22.759	27.060	17.864	26.297	1'33.980	276,2	14:35'18.304	3	23.203	27.545	18.257	26.708	1'35.713	261,5	14:35'28.468
4	22.496	27.032	17.834	26.147	1'33.509	279,8	14:36'51.813	4	22.941	27.343	18.124	26.643	1'35.051	263,4	14:37'03.519
5	22.441	27.122	17.827	26.266	1'33.656	275,5	14:38'25.469	5	22.982	27.491	18.182	26.622	1'35.277	262,1	14:38'38.796
6	22.532	27.012	17.971	26.152	1'33.667	276,9	14:39'59.136	6	22.910	27.434	18.136	26.577	1'35.057	260,9	14:40'13.853
7	22.464	26.960	17.843	26.327	1'33.594	274,8	14:41'32.730	7	22.917	27.615	18.194	26.649	1'35.375C	264,1	14:41'49.228
8	22.510	26.966	17.747	26.392	1'33.615	274,8	14:43'06.345	8	22.949	27.357	18.295	26.635	1'35.236	262,8	14:43'24.464
9	22.646	27.157	17.989	1'33.488	2'41.280P	270,7	14:45'47.625	9	22.924	27.440	18.135	26.716	1'35.215	262,8	14:44'59.679
10	31.992	27.328	17.936	26.282	1'43.538CP		14:47'31.163	10	23.020	27.521	18.098	1'31.299	2'39.938P	259,6	14:47'39.617
11	22.495	26.950	17.866	26.327	1'33.638	270,0	14:49'04.801	11	35.989	28.186	18.372	27.345	1'49.892CP		14:49'29.509
12	22.550	27.017	17.884	26.278	1'33.729	270,0	14:50'38.530	12	22.955	27.078	17.973	26.422	1'34.428	257,8	14:51'03.937
13	22.541	26.906	17.833	26.085	1'33.365	271,4	14:52'11.895	13	22.687	27.356	18.029	26.490	1'34.562	266,7	14:52'38.499
14	22.576	26.888	17.871	26.145	1'33.480	270,0	14:53'45.375	14	22.883	27.478	18.162	26.497	1'35.020	262,8	14:54'13.519
15	22.484	26.955	17.902	26.268	1'33.609	270,7	14:55'18.984	15	22.947	27.397	18.049	26.526	1'34.919C	262,1	14:55'48.438
16	22.525	26.894	17.854	26.328	1'33.601	271,4	14:56'52.585	16	22.882	27.453	18.182	26.661	1'35.178	260,9	14:57'23.616
17	22.493	26.917	17.808	26.310	1'33.528	272,0	14:58'26.113	17	23.054	27.491	18.082	26.578	1'35.205	261,5	14:58'58.821
18	22.712	27.019	17.963	26.550	1'34.244	272,0	15:00'00.357	18	22.991	27.372	18.217	26.491	1'35.071	262,1	15:00'33.892
Race Time 29'33.175								Race Time 30'06.710 + 1.550Pen							

14° 50 O. VOSTATEK [1'33.683]								17° 66 N. TUULI [1'32.432]							
Lap	Seg1	Seg2	Seg3	Seg4	Lap Time	km/h	Local Time	Lap	Seg1	Seg2	Seg3	Seg4	Lap Time	km/h	Local Time
1		27.641	17.887	26.300	1'41.992		14:32'09.174	1		27.464	17.603	25.858	1'39.003		14:32'06.185
2	22.681	26.997	17.833	26.172	1'33.683	279,8	14:33'42.857	2	22.449	26.799	17.456	25.969	1'32.673	276,2	14:33'38.858
3	22.780	27.038	17.844	26.243	1'33.905	274,1	14:35'16.762	3	22.165	26.714	17.545	26.008	1'32.432	271,4	14:35'11.290
4	22.679	27.086	17.715	26.265	1'33.745	271,4	14:36'50.507	4	22.331	27.423	17.776	26.031	1'33.561	270,7	14:36'44.851
5	22.575	27.025	17.731	26.361	1'33.692	273,4	14:38'24.199	5	22.509	27.328	20.159	2'05.389	3'15.385P	270,0	14:40'00.236
6	22.904	27.097	17.752	26.428	1'34.181	268,0	14:39'58.380	6	31.819	27.537	17.867	26.623	1'43.846CP		14:41'44.082
7	22.618	27.035	17.708	26.184	1'33.545C	277,6	14:41'31.925	7	22.578	27.048	17.810	26.165	1'33.601	260,9	14:43'17.683
8	22.598	26.981	17.716	1'40.089	2'47.384P	272,7	14:44'19.309	8	22.608	27.061	18.025	1'47.199	2'54.893P	259,6	14:46'12.576
9	32.217	26.971	17.959	26.294	1'43.441P		14:46'02.750	9	31.767	27.009	17.719	26.055	1'42.550CP		14:47'55.126
10	22.885	27.264	17.743	26.347	1'34.239C	266,0	14:47'36.989	10	22.438	26.729	17.958	27.279	1'34.404C	264,1	14:49'29.530
11	22.729	27.155	17.820	26.499	1'34.203C	266,7	14:49'11.192	11	22.525	26.829	17.827	26.178	1'33.359	261,5	14:51'02.889
12	22.686	27.003	17.822	26.537	1'34.048	268,0	14:50'45.240	12	22.401	26.710	17.688	26.067	1'32.866	261,5	14:52'35.755
13	22.757	26.969	17.844	26.282	1'33.852	266,0	14:52'19.092	13	22.541	26.737	17.675	26.083	1'33.036	261,5	14:54'08.791
14	22.661	27.154	17.813	26.311	1'33.939	264,7	14:53'53.031	14	22.495	26.661	17.667	26.108	1'32.931C	260,9	14:55'41.722
15	22.813	27.034	17.738	26.366	1'33.951C	268,0	14:55'26.982	15	22.544	26.828	17.716	26.217	1'33.305	262,8	14:57'15.027
16	22.705	27.063	17.871	26.357	1'33.996	265,4	14:57'00.978	16	22.476	26.907	17.922	26.223	1'33.528	262,1	14:58'48.555
17	22.763	27.245	17.834	26.440	1'34.282	264,7	14:58'35.260	17	22.482	26.792	17.703	26.322	1'33.299	262,1	15:00'21.854
18	22.834	27.184	17.869	26.867	1'34.754	265,4	15:00'10.014								
Race Time 29'42.832								Race Time 29'54.672							

15° 89 K. BIN PAWI [1'34.100]								RET 27 K. TOBA [1'33.628]							
Lap	Seg1	Seg2	Seg3	Seg4	Lap Time	km/h	Local Time	Lap	Seg1	Seg2	Seg3	Seg4	Lap Time	km/h	Local Time
1		28.204	18.061	26.410	1'42.988		14:32'10.170	1		27.321	17.845	26.416	1'41.682		14:32'08.864
2	22.708	27.492	17.957	26.323	1'34.480	274,1	14:33'44.650	2	22.534	27.226	17.855	26.348	1'33.963	276,2	14:33'42.827
3	22.709	27.377	17.886	26.343	1'34.315	273,4	14:35'18.965	3	22.893	27.218	17.840	26.286	1'34.237	271,4	14:35'17.064
4	22.767	27.321	17.961	26.332	1'34.381	271,4	14:36'53.346	4	22.757	27.225	17.812	26.204	1'33.998	273,4	14:36'51.062
5	22.844	27.362	18.046	26.300	1'34.552	270,7	14:38'27.898	5	22.473	27.231	17.787	26.294	1'33.785	276,2	14:38'24.847
6	22.743	27.281	18.000	26.460	1'34.484	270,0	14:40'02.382	6	22.453	28.371	17.826	26.112	1'34.762	276,2	14:39'59.609
7	22.837	27.660	18.038	26.624	1'35.159C	268,7	14:41'37.541	7	22.338	27.034	17.744	26.149	1'33.265C	272,7	14:41'32.874
8	22.795	27.282	18.174	26.611	1'34.862	269,3	14:43'12.403	8	22.496	27.014	17.822	26.296	1'33.628	276,9	14:43'06.502
9	22.682	27.423	18.265	1'31.986	2'40.356P	267,3	14:45'52.759	9	22.665	27.139	18.007	1'24.326	2'32.137P	276,2	14:45'38.639
10	37.197	27.745	18.269	26.633	1'49.844CP		14:47'42.603	10	41.226	27.505	17.955	26.371	1'53.057CP		14:47'31.696
11	22.808	27.383	18.247	26.580	1'35.018C	264,1	14:49'17.621	11	22.515	27.180	17.865	26.239	1'33.799C	270,7	14:49'05.495
12	22.754	27.273	18.072	26.544	1'34.643	264,1	14:50'52.264	12	22.560	27.023	17.856	26.206	1'33.645	270,0	14:50'39.140
13	22.777	27.191	18.095	26.413	1'34.476	266,0	14:52'26.740	13	22.447	27.198	17.906	26.153	1'33.704	270,7	14:52'12.844
14	22.820	27.277	18.125	26.451	1'34.673	264,7	14:54'01.413	14	22.945	27.124	17.955	26.196	1'34.220	269,3	14:53'47.064
15	22.843	27.328	18.115	26.507	1'34.793C	264,1	14:55'36.206								
16	22.831	27.276	18.106	26.557	1'34.770	266,0	14:57'10.976								
17	22.594	27.192	17.962	26.352	1'34.100	265,4	14:58'45.076								
18	22.756	27.194	18.083	26.434	1'34.467	267,3	15:00'19.543								
Race Time 29'52.361								Race Time 23'19.882 + 3.960Pen							

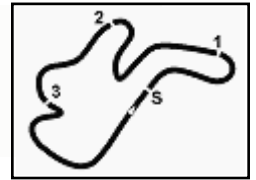
19° 28 G. VAN STRAALLEN [1'32.954]							
Lap	Seg1	Seg2	Seg3	Seg4	Lap Time	km/h	Local Time
1			31.976	20.268	7'03.102	9'21.718P	14:39'48.900
2	36.221	27.497	18.112	26.383	1'48.213CP		14:41'37.113
3	22.904	27.026	17.947	26.524	1'34.401	266,0	14:43'11.514

24/02/2024 P = Pits In/Out - C = Lap Time Cancelled

These data/results cannot be reproduced, stored and/or transmitted in whole or in part by any manner of electronic, mechanical, photocopying, recording, broadcasting or otherwise now known or herein after developed without the previous express consent by the copyright owner, except for reproduction in daily press and regular printed publications on sale to the public within 60 days of the event related to those data/results and always provided that copyright symbol appears together as follows below.

© DORNA WSBK ORGANIZATION Srl 2024





Phillip Island 4.445 m

Grand Ridge Brewery Australian Round, 23-25 February 2024
Chronological Analysis Race 1

Start at 14:30'27.182

4 / 4

4	22.653	26.907	17.797	26.224	1'33.581	264,7	14:44'45.095	3	22.743	27.170	17.985	26.412	1'34.310	268,0	14:35'18.138
5	22.805	27.178	17.942	26.513	1'34.438	261,5	14:46'19.533	4	22.831	27.075	18.004	26.333	1'34.243	267,3	14:36'52.381
6	22.757	27.002	18.101	26.426	1'34.286C	262,8	14:47'53.819	5	22.741	27.157	18.093	26.400	1'34.391	270,7	14:38'26.772
7	22.666	27.390	18.591	1'31.737	2'40.384CP	261,5	14:50'34.203	6	22.904	27.164	18.125	26.494	1'34.687	268,0	14:40'01.459
8	37.440	27.581	17.854	26.240	1'49.115P		14:52'23.318								Race Time 9'34.277
9	22.607	26.818	17.964	26.145	1'33.534	264,1	14:53'56.852								
10	22.816	32.606	17.890	26.224	1'39.536C	262,1	14:55'36.388								
11	22.948	27.191	18.068	26.369	1'34.576	272,7	14:57'10.964								
12	22.365	26.722	17.727	26.140	1'32.954	266,7	14:58'43.918								
13	22.646	26.938	18.022	26.562	1'34.168	264,1	15:00'18.086								

Race Time 29'50.904

RET 7 L. BALDASSARRI [1'32.434]

Lap	Seg1	Seg2	Seg3	Seg4	Lap Time	km/h	Local Time
1		27.216	17.612	25.925	1'39.451		14:32'06.633
2	22.335	26.787	17.466	25.846	1'32.434	275,5	14:33'39.067
3	22.148	26.766	17.499	26.069	1'32.482	276,2	14:35'11.549
4	22.201	26.846	17.607	26.054	1'32.708	278,4	14:36'44.257
5	22.336	26.713	17.571	25.917	1'32.537	272,7	14:38'16.794
6	22.205	26.701	17.591	25.976	1'32.473	273,4	14:39'49.267
7	22.471	26.797	17.568	26.114	1'32.950	271,4	14:41'22.217
8	22.333	26.756	17.580	1'31.780	2'38.449P	270,0	14:44'00.666
9	31.506	27.215	17.596	26.964	1'43.281P		14:45'43.947
10	24.442	27.440	17.812	27.291	1'36.985C	266,7	14:47'20.932

Race Time 16'53.750

RET 5 N. ANTONELLI [1'33.272]

Lap	Seg1	Seg2	Seg3	Seg4	Lap Time	km/h	Local Time
1		27.820	17.909	26.158	1'42.429		14:32'09.611
2	22.589	27.106	17.747	26.096	1'33.538	274,1	14:33'43.149
3	22.731	27.373	17.714	26.117	1'33.935	274,8	14:35'17.084
4	22.628	27.063	17.718	26.181	1'33.590	270,7	14:36'50.674
5	22.644	27.157	17.701	26.099	1'33.601	275,5	14:38'24.275
6	22.440	27.045	17.848	26.316	1'33.649	272,7	14:39'57.924
7	22.562	27.017	17.765	26.182	1'33.526	267,3	14:41'31.450
8	22.390	26.908	17.674	26.300	1'33.272	268,0	14:43'04.722
9	22.471	26.738	17.799	1'25.098	2'32.106P	263,4	14:45'36.828
10	40.570	27.140	17.778	26.197	1'51.685CP		14:47'28.513

Race Time 17'01.331

RET 53 V. DEBISE [1'31.656]

Lap	Seg1	Seg2	Seg3	Seg4	Lap Time	km/h	Local Time
1		27.005	17.581	25.721	1'38.240		14:32'05.422
2	22.175	26.539	17.506	25.973	1'32.193	279,8	14:33'37.615
3	22.203	26.779	17.489	25.600	1'32.071	279,1	14:35'09.686
4	22.029	26.464	17.472	25.691	1'31.656	280,5	14:36'41.342
5	21.992	26.605	17.466	25.843	1'31.906	279,1	14:38'13.248
6	22.066	26.816	17.509	25.692	1'32.083	279,8	14:39'45.331
7	22.016	26.571	17.533	25.664	1'31.784	279,8	14:41'17.115
8	22.367	26.769	17.497	26.272	1'32.905	271,4	14:42'50.020
9	22.428	26.560	17.606	1'26.538	2'33.132P	273,4	14:45'23.152

Race Time 14'55.970

RET 69 T. BOOTH-AMOS [1'32.141]

Lap	Seg1	Seg2	Seg3	Seg4	Lap Time	km/h	Local Time
1		26.899	17.568	25.605	1'38.338		14:32'05.520
2	22.227	26.717	17.421	25.776	1'32.141	285,7	14:33'37.661
3	22.349	26.791	17.459	25.619	1'32.218	282,0	14:35'09.879
4	22.498	26.741	17.685	25.632	1'32.556	282,7	14:36'42.435
5	22.384	28.230	17.620	26.059	1'34.293	274,1	14:38'16.728
6	22.445	26.725	17.542	25.862	1'32.574	274,1	14:39'49.302

Race Time 9'22.120

RET 78 H. OKUBO [1'34.243]

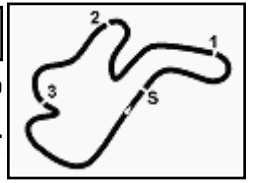
Lap	Seg1	Seg2	Seg3	Seg4	Lap Time	km/h	Local Time
1		27.673	17.982	26.315	1'42.401		14:32'09.583
2	22.878	27.168	17.923	26.276	1'34.245	268,7	14:33'43.828

24/02/2024 P = Pits In/Out - C = Lap Time Cancelled

These data/results cannot be reproduced, stored and/or transmitted in whole or in part by any manner of electronic, mechanical, photocopying, recording, broadcasting or otherwise now known or herein after developed without the previous express consent by the copyright owner, except for reproduction in daily press and regular printed publications on sale to the public within 60 days of the event related to those data/results and always provided that copyright symbol appears together as follows below.

© DORNA WSBK ORGANIZATION Srl 2024





Grand Ridge Brewery Australian Round, 23-25 February 2024
Best Laps & Speeds

No.	Rider Bike	Nat	Best Lap		FP		SP		WUP1		RC1	
			LL	SPD	LL	SPD	LL	SPD	LL	SPD	LL	SPD
1	62 S. MANZI Yamaha YZF R6	ITA	1'31.249 53 275,5		1'31.939 15 275,5		1'32.005 14 274,1		1'31.249 6 270,7		1'31.627 18 273,4	
2	55 Y. MONTELLA Ducati Panigale V2	ITA	1'31.271 55 273,4		1'32.278 19 272,7		1'31.566 12 273,4		1'32.190 6 270,7		1'31.271 18 272,7	
3	99 A. HUERTAS Ducati Panigale V2	ESP	1'31.407 22 280,5		1'32.259 14 279,1		1'31.407 8 280,5					
4	23 M. SCHROETTER MV Agusta F3 800 RR	GER	1'31.587 51 277,6		1'32.028 14 269,3		1'31.822 14 272,0		1'32.780 5 267,3		1'31.587 18 277,6	
5	53 V. DEBISE Yamaha YZF R6	FRA	1'31.656 41 280,5		1'32.896 16 275,5		1'32.041 9 275,5		1'32.172 7 276,2		1'31.656 9 280,5	
6	64 F. CARICASULO MV Agusta F3 800 RR	ITA	1'31.754 46 282,7		1'32.837 11 271,4		1'32.370 10 273,4		1'32.439 7 276,9		1'31.754 18 282,7	
7	54 B. SOFUOGLU MV Agusta F3 800 RR	TUR	1'32.012 50 280,5		1'32.321 17 272,7		1'32.219 8 272,0		1'32.012 7 280,5		1'32.063 18 280,5	
8	17 J. MCPHEE Triumph Street Triple RS 765	GBR	1'32.099 45 282,7		1'33.637 10 276,9		1'34.172 10 282,7		1'33.048 7 276,9		1'32.099 18 282,7	
9	69 T. BOOTH-AMOS Triumph Street Triple RS 765	GBR	1'32.141 39 285,7		1'33.186 14 279,1		1'32.587 12 273,4		1'32.644 7 277,6		1'32.141 6 285,7	
10	94 L. MAHIAS Yamaha YZF R6	FRA	1'32.151 50 274,1		1'32.405 16 270,7		1'32.151 12 274,1		1'32.492 4 271,4		1'32.236 18 274,1	
11	32 D. BAYLISS Ducati Panigale V2	AUS	1'32.217 38 277,6				1'33.322 13 271,4		1'32.774 7 271,4		1'32.217 18 277,6	
12	9 J. NAVARRO Triumph Street Triple RS 765	ESP	1'32.303 50 278,4		1'32.798 14 272,0		1'32.515 12 274,8		1'32.635 6 274,8		1'32.303 18 278,4	
13	66 N. TUULI Ducati Panigale V2	FIN	1'32.432 49 282,7		1'33.346 13 268,0		1'32.542 13 270,0		1'32.800 6 282,7		1'32.432 17 276,2	
14	7 L. BALDASSARRI Ducati Panigale V2	ITA	1'32.434 50 278,4		1'32.984 16 272,7		1'33.136 17 273,4		1'32.777 7 271,4		1'32.434 10 278,4	
15	61 C. ONCU Kawasaki ZX-6R	TUR	1'32.566 35 277,6		1'32.974 16 277,6		1'32.887 13 274,8		1'32.566 6 272,7			
16	28 G. VAN STRAALLEN Yamaha YZF R6	NED	1'32.735 43 275,5		1'32.895 17 270,7		1'33.510 6 275,5		1'32.735 7 270,7		1'32.954 13 272,7	
17	72 Y. RUIZ Yamaha YZF R6	ESP	1'32.907 54 280,5		1'33.532 14 268,0		1'33.066 15 270,0		1'33.621 7 273,4		1'32.907 18 280,5	
18	21 T. TOPARIS Yamaha YZF R6	AUS	1'33.054 56 282,0		1'34.241 16 273,4		1'33.336 15 279,1		1'33.372 7 276,2		1'33.054 18 282,0	
19	5 N. ANTONELLI Ducati Panigale V2	ITA	1'33.096 32 278,4		1'33.392 15 270,0				1'33.096 7 278,4		1'33.272 10 275,5	
20	51 A. SARMOON Yamaha YZF R6	THA	1'33.128 53 275,5		1'33.128 16 270,0		1'34.087 13 274,8		1'34.324 6 275,5		1'33.364 18 274,1	
21	25 M. BRENNER Kawasaki ZX-6R	SUI	1'33.324 56 281,3		1'33.629 17 276,2		1'33.682 14 276,9		1'33.324 7 272,7		1'33.365 18 281,3	
22	50 D. VOSTATEK Triumph Street Triple RS 765	CZE	1'33.488 54 279,8		1'34.250 16 277,6		1'33.903 13 274,8		1'33.488 7 275,5		1'33.683 18 279,8	
23	27 K. TOBA Honda CBR600RR	JPN	1'33.628 49 276,9		1'35.315 13 272,0		1'34.502 15 274,8		1'34.327 7 276,2		1'33.628 14 276,9	
24	89 K. BIN PAWI Honda CBR600RR	MAS	1'33.943 54 274,1		1'35.474 15 272,0		1'35.518 14 270,0		1'33.943 7 272,0		1'34.100 18 274,1	
25	78 H. OKUBO Kawasaki ZX-6R	JPN	1'34.243 15 270,7				1'35.381 9 270,0				1'34.243 6 270,7	

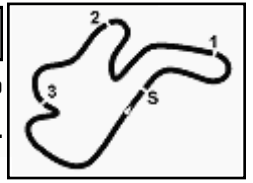
24/02/2024

These data/results cannot be reproduced, stored and/or transmitted in whole or in part by any manner of electronic, mechanical, photocopying, recording, broadcasting or otherwise now known or herein after developed without the previous express consent by the copyright owner, except for reproduction in daily press and regular printed publications on sale to the public within 60 days of the event related to those data/results and always provided that copyright symbol appears together as follows below.

© DORNA WSBK ORGANIZATION Srl 2024

FICR PERUGIA TIMING





Phillip Island 4.445 m

Grand Ridge Brewery Australian Round, 23-25 February 2024
Best Laps & Speeds

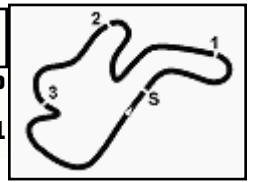
2 / 2

No.	Rider	Nat	Best Lap		FP		SP		WUP1		RC1						
			LL	SPD	LL	SPD	LL	SPD	LL	SPD	LL	SPD					
26	39 K. KEANKUM	THA	1'34.386		1'35.160		1'34.907		1'34.386		1'34.428						
	Yamaha YZF R6		51	272,7	15	268,7	16	270,0	2	272,7	18	266,7					

24/02/2024

These data/results cannot be reproduced, stored and/or transmitted in whole or in part by any manner of electronic, mechanical, photocopying, recording, broadcasting or otherwise now known or herein after developed without the previous express consent by the copyright owner, except for reproduction in daily press and regular printed publications on sale to the public within 60 days of the event related to those data/results and always provided that copyright symbol appears together as follows below.

© DORNA WSBK ORGANIZATION Srl 2024



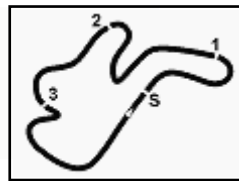
Grand Ridge Brewery Australian Round, 23–25 February 2024
Fastest Laps Race 1

	No.	Rider	Nat	Team	Bike	Lap	Time	Gap
1	55	Y. MONTELLA	ITA	Barni Spark Racing Team	Ducati Panigale V2	10	1'31.271	
2	23	M. SCHROETTER	GER	MV Agusta Reparto Corse	MV Agusta F3 800 RR	2	1'31.587	0.316
3	62	S. MANZI	ITA	Pata Yamaha Ten Kate Racing	Yamaha YZF R6	2	1'31.627	0.356
4	53	V. DEBISE	FRA	Evan Bros. WorldSSP Yamaha Team	Yamaha YZF R6	4	1'31.656	0.385
5	64	F. CARICASULO	ITA	Motozoo ME AIR Racing	MV Agusta F3 800 RR	11	1'31.754	0.483
6	54	B. SOFUOGLU	TUR	MV Agusta Reparto Corse	MV Agusta F3 800 RR	14	1'32.063	0.792
7	17	J. MCPHEE	GBR	WRP-RT Motorsport by SKM-Triumph	Triumph Street Triple RS 765	3	1'32.099	0.828
8	69	T. BOOTH-AMOS	GBR	PTR Triumph	Triumph Street Triple RS 765	2	1'32.141	0.870
9	32	D. BAYLISS	AUS	D34G Racing WorldSSP Team	Ducati Panigale V2	2	1'32.217	0.946
10	94	L. MAHIAS	FRA	GMT94 Yamaha	Yamaha YZF R6	2	1'32.236	0.965
11	9	J. NAVARRO	ESP	WRP-RT Motorsport by SKM-Triumph	Triumph Street Triple RS 765	5	1'32.303	1.032
12	66	N. TUULI	FIN	EAB Racing Team	Ducati Panigale V2	3	1'32.432	1.161
13	7	L. BALDASSARRI	ITA	Orelac Racing Verdnatura	Ducati Panigale V2	2	1'32.434	1.163
14	72	Y. RUIZ	ESP	VFT Racing Yamaha	Yamaha YZF R6	3	1'32.907	1.636
15	28	G. VAN STRAALEN	NED	Pata Yamaha Ten Kate Racing	Yamaha YZF R6	12	1'32.954	1.683
16	21	T. TOPARIS	AUS	Stop & Seal Racing	Yamaha YZF R6	5	1'33.054	1.783
17	5	N. ANTONELLI	ITA	Ecosantagata Althea Racing Team	Ducati Panigale V2	8	1'33.272	2.001
18	51	A. SARMOON	THA	Yamaha Thailand Racing Team	Yamaha YZF R6	2	1'33.364	2.093
19	25	M. BRENNER	SUI	VIAMO Racing by MTM	Kawasaki ZX-6R	13	1'33.365	2.094
20	27	K. TOBA	JPN	Petronas MIE Racing Honda	Honda CBR600RR	8	1'33.628	2.357
21	50	O. VOSTATEK	CZE	PTR Triumph	Triumph Street Triple RS 765	2	1'33.683	2.412
22	89	K. BIN PAWI	MAS	Petronas MIE Racing Honda	Honda CBR600RR	17	1'34.100	2.829
23	78	H. OKUBO	JPN	Vince64 Racing Team by Puccetti	Kawasaki ZX-6R	4	1'34.243	2.972
24	39	K. KEANKUM	THA	Yamaha Thailand Racing Team	Yamaha YZF R6	12	1'34.428	3.157

24/02/2024

These data/results cannot be reproduced, stored and/or transmitted in whole or in part by any manner of electronic, mechanical, photocopying, recording, broadcasting or otherwise now known or herein after developed without the previous express consent by the copyright owner, except for reproduction in daily press and regular printed publications on sale to the public within 60 days of the event related to those data/results and always provided that copyright symbol appears together as follows below.

© DORNA WSBK ORGANIZATION Srl 2024



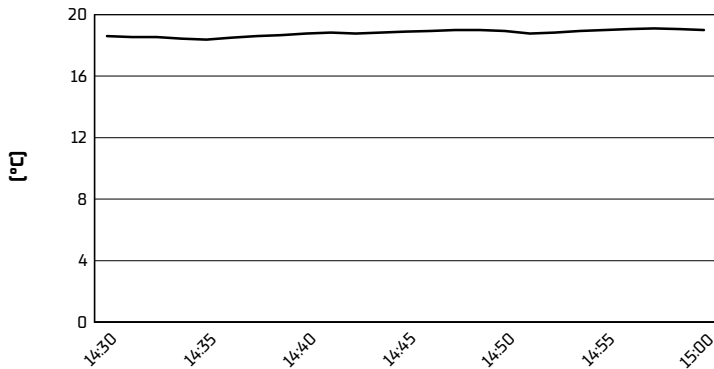
Phillip Island 4.445 m

Grand Ridge Brewery Australian Round, 23-25 February 2024


Weather Report Race 1

Session started 14:31 - Session ended 15:02

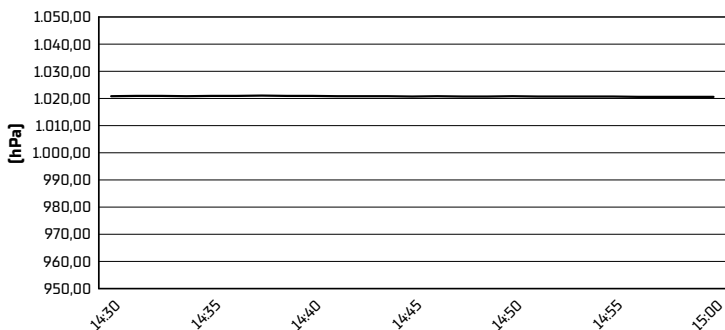
Air Temperature



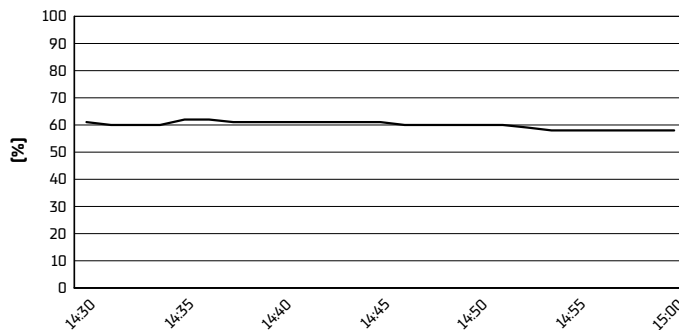
Track Temperature



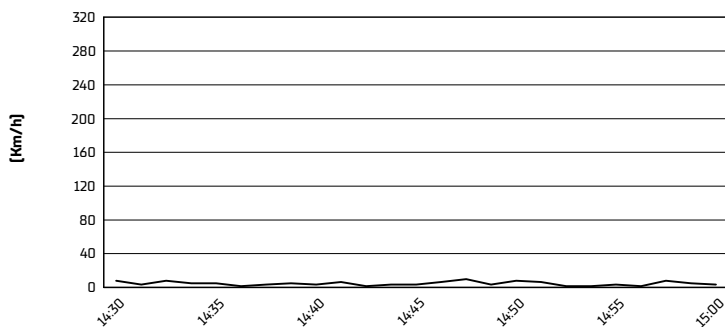
Air Pressure



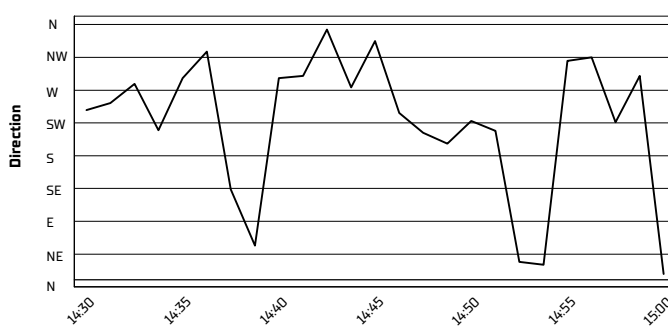
Humidity



Wind Speed



Wind Direction

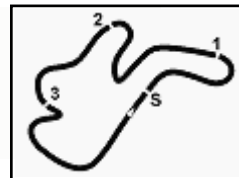


24/02/2024

These data/results cannot be reproduced, stored and/or transmitted in whole or in part by any manner of electronic, mechanical, photocopying, recording, broadcasting or otherwise now known or herein after developed without the previous express consent by the copyright owner, except for reproduction in daily press and regular printed publications on sale to the public within 60 days of the event related to those data/results and always provided that copyright symbol appears together as follows below.

© DORNA WSBK ORGANIZATION Srl 2024





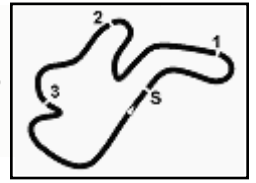
Phillip Island 4.445 m

Grand Ridge Brewery Australian Round, 23-25 February 2024
Provisional Starting Grid - Race 2 (18 Laps x 4,445 km = 80,010 km)

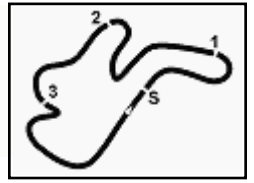
1	1	55 MONTELLA Y. Ducati 1'31.271 RC1	2	23 SCHROETTER M. MVAgusta 1'31.587 RC1	3	62 MANZI S. Yamaha 1'31.627 RC1
2	4	53 DEBISE V. Yamaha 1'31.656 RC1	5	64 CARICASULO F. MVAgusta 1'31.754 RC1	6	54 SOFUOGLU B. MVAgusta 1'32.063 RC1
3	7	17 MCPHEE J. Triumph 1'32.099 RC1	8	69 BOOTH-AMOS T. Triumph 1'32.141 RC1	9	32 BAYLISS O. Ducati 1'32.217 RC1
4	10	99 HUERTAS A. Ducati 1'33.407 SP	11	94 MAHIAS L. Yamaha 1'33.151 SP	12	9 NAVARRO J. Triumph 1'32.515 SP
5	13	66 TUULI N. Ducati 1'32.542 SP	14	61 ONCU C. Kawasaki 1'32.887 SP	15	72 RUIZ Y. Yamaha 1'33.066 SP
6	16	7 BALDASSARRI L. Ducati 1'33.136 SP	17	21 TOPARIS T. Yamaha 1'33.336 SP	18	28 VAN STRAALEN G. Yamaha 1'33.510 SP
7	19	25 BRENNER M. Kawasaki 1'33.682 SP	20	50 VOSTATEK O. Triumph 1'33.903 SP	21	51 SARMOON A. Yamaha 1'34.087 SP
8	22	27 TOBA K. Honda 1'34.502 SP	23	39 KEANKUM K. Yamaha 1'34.907 SP	24	78 OKUBO H. Kawasaki 1'35.381 SP
9	25	89 BIN PAWI K. Honda 1'35.518 SP	26	5 ANTONELLI N. Ducati		

24/02/2024 The Race Director

These data/results cannot be reproduced, stored and/or transmitted in whole or in part by any manner of electronic, mechanical, photocopying, recording, broadcasting or otherwise now known or herein after developed without the previous express consent by the copyright owner, except for reproduction in daily press and regular printed publications on sale to the public within 60 days of the event related to those data/results and always provided that copyright symbol appears together as follows below. © DORNA WSBK ORGANIZATION Srl 2024


Grand Ridge Brewery Australian Round, 23-25 February 2024
Pit Times Race 1
Pit Intervention Time: 78 secs

No.	Rider	Bike		Race Time	Local Time	Pit Time																																																																																																																																																																																																																																				
5	N. ANTONELLI	Ducati Panigale V2	PIT IN	14'04.323	14:44'31.505	1'19.270																																																																																																																																																																																																																																				
			PIT OUT	15'23.593	14:45'50.775		7	L. BALDASSARRI	Ducati Panigale V2	PIT IN	12'21.093	14:42'48.275	1'18.793	PIT OUT	13'39.886	14:44'07.068	PIT IN	18'41.866	14:49'09.048	9	J. NAVARRO	Triumph Street Triple RS 76i	PIT IN	13'54.196	14:44'21.378	1'18.407	PIT OUT	15'12.603	14:45'39.785	17	J. MCPHEE	Triumph Street Triple RS 76i	PIT IN	13'55.495	14:44'22.677	1'18.117	PIT OUT	15'13.612	14:45'40.794	21	T. TOPARIS	Yamaha YZF R6	PIT IN	12'30.210	14:42'57.392	1'18.414	PIT OUT	13'48.624	14:44'15.806	23	M. SCHROETTER	MV Agusta F3 800 RR	PIT IN	13'48.653	14:44'15.835	1'20.525	PIT OUT	15'09.178	14:45'36.360	25	M. BRENNER	Kawasaki ZX-6R	PIT IN	14'07.316	14:44'34.498	1'19.197	PIT OUT	15'26.513	14:45'53.695	27	K. TOBA	Honda CBR600RR	PIT IN	14'07.746	14:44'34.928	1'17.208	PIT OUT	15'24.954	14:45'52.136	PIT IN	26'26.600	14:56'53.782	28	G. VAN STRAALEN	Yamaha YZF R6	PIT IN	2'40.756	14:33'07.938	6'47.174	PIT OUT	9'27.930	14:39'55.112	PIT IN	18'57.739	14:49'24.921	PIT OUT	20'17.068	14:50'44.250	32	O. BAYLISS	Ducati Panigale V2	PIT IN	12'20.694	14:42'47.876	1'18.421	PIT OUT	13'39.115	14:44'06.297	39	K. KEANKUM	Yamaha YZF R6	PIT IN	16'01.559	14:46'28.741	1'17.690	PIT OUT	17'19.249	14:47'46.431	50	O. VOSTATEK	Triumph Street Triple RS 76i	PIT IN	12'32.481	14:42'59.663	1'25.355	PIT OUT	13'57.836	14:44'25.018	51	A. SARMOON	Yamaha YZF R6	PIT IN	15'38.611	14:46'05.793	1'19.820	PIT OUT	16'58.431	14:47'25.613	53	V. DEBISE	Yamaha YZF R6	PIT IN	13'48.688	14:44'15.870	1'19.467	PIT OUT	15'08.155	14:45'35.337	54	B. SOFUOGLU	MV Agusta F3 800 RR	PIT IN	15'31.132	14:45'58.314	1'19.884	PIT OUT	16'51.016	14:47'18.198	55	Y. MONTELLA	Ducati Panigale V2	PIT IN	12'14.579	14:42'41.761	1'18.676	PIT OUT	13'33.255	14:44'00.437	61	C. ONCU	Kawasaki ZX-6R	PIT IN	2'34.971	14:33'02.153					62	S. MANZI	Yamaha YZF R6	PIT IN	12'17.584	14:42'44.766	1'18.517	PIT OUT	13'36.101	14:44'03.283	64	F. CARICASULO	MV Agusta F3 800 RR	PIT IN	13'55.077	14:44'22.259	1'19.476	PIT OUT	15'14.553	14:45'41.735	66	N. TUULI	Ducati Panigale V2	PIT IN	7'49.324	14:38'16.506	1'49.701	PIT OUT	9'39.025	14:40'06.207	PIT IN	14'18.779	14:44'45.961	PIT OUT	15'51.358	14:46'18.540	72	Y. RUIZ	Yamaha YZF R6	PIT IN	15'37.753	14:46'04.935	1'17.650	PIT OUT	16'55.403	14:47'22.585	78	H. OKUBO	Kawasaki ZX-6R	PIT IN	11'35.258	14:42'02.440		89	K. BIN PAWI	Honda CBR600RR
7	L. BALDASSARRI	Ducati Panigale V2	PIT IN	12'21.093	14:42'48.275	1'18.793																																																																																																																																																																																																																																				
			PIT OUT	13'39.886	14:44'07.068																																																																																																																																																																																																																																					
			PIT IN	18'41.866	14:49'09.048																																																																																																																																																																																																																																					
9	J. NAVARRO	Triumph Street Triple RS 76i	PIT IN	13'54.196	14:44'21.378	1'18.407																																																																																																																																																																																																																																				
			PIT OUT	15'12.603	14:45'39.785																																																																																																																																																																																																																																					
17	J. MCPHEE	Triumph Street Triple RS 76i	PIT IN	13'55.495	14:44'22.677	1'18.117																																																																																																																																																																																																																																				
			PIT OUT	15'13.612	14:45'40.794																																																																																																																																																																																																																																					
21	T. TOPARIS	Yamaha YZF R6	PIT IN	12'30.210	14:42'57.392	1'18.414																																																																																																																																																																																																																																				
			PIT OUT	13'48.624	14:44'15.806																																																																																																																																																																																																																																					
23	M. SCHROETTER	MV Agusta F3 800 RR	PIT IN	13'48.653	14:44'15.835	1'20.525																																																																																																																																																																																																																																				
			PIT OUT	15'09.178	14:45'36.360																																																																																																																																																																																																																																					
25	M. BRENNER	Kawasaki ZX-6R	PIT IN	14'07.316	14:44'34.498	1'19.197																																																																																																																																																																																																																																				
			PIT OUT	15'26.513	14:45'53.695																																																																																																																																																																																																																																					
27	K. TOBA	Honda CBR600RR	PIT IN	14'07.746	14:44'34.928	1'17.208																																																																																																																																																																																																																																				
			PIT OUT	15'24.954	14:45'52.136																																																																																																																																																																																																																																					
			PIT IN	26'26.600	14:56'53.782																																																																																																																																																																																																																																					
28	G. VAN STRAALEN	Yamaha YZF R6	PIT IN	2'40.756	14:33'07.938	6'47.174																																																																																																																																																																																																																																				
			PIT OUT	9'27.930	14:39'55.112																																																																																																																																																																																																																																					
			PIT IN	18'57.739	14:49'24.921																																																																																																																																																																																																																																					
			PIT OUT	20'17.068	14:50'44.250																																																																																																																																																																																																																																					
32	O. BAYLISS	Ducati Panigale V2	PIT IN	12'20.694	14:42'47.876	1'18.421																																																																																																																																																																																																																																				
			PIT OUT	13'39.115	14:44'06.297																																																																																																																																																																																																																																					
39	K. KEANKUM	Yamaha YZF R6	PIT IN	16'01.559	14:46'28.741	1'17.690																																																																																																																																																																																																																																				
			PIT OUT	17'19.249	14:47'46.431																																																																																																																																																																																																																																					
50	O. VOSTATEK	Triumph Street Triple RS 76i	PIT IN	12'32.481	14:42'59.663	1'25.355																																																																																																																																																																																																																																				
			PIT OUT	13'57.836	14:44'25.018																																																																																																																																																																																																																																					
51	A. SARMOON	Yamaha YZF R6	PIT IN	15'38.611	14:46'05.793	1'19.820																																																																																																																																																																																																																																				
			PIT OUT	16'58.431	14:47'25.613																																																																																																																																																																																																																																					
53	V. DEBISE	Yamaha YZF R6	PIT IN	13'48.688	14:44'15.870	1'19.467																																																																																																																																																																																																																																				
			PIT OUT	15'08.155	14:45'35.337																																																																																																																																																																																																																																					
54	B. SOFUOGLU	MV Agusta F3 800 RR	PIT IN	15'31.132	14:45'58.314	1'19.884																																																																																																																																																																																																																																				
			PIT OUT	16'51.016	14:47'18.198																																																																																																																																																																																																																																					
55	Y. MONTELLA	Ducati Panigale V2	PIT IN	12'14.579	14:42'41.761	1'18.676																																																																																																																																																																																																																																				
			PIT OUT	13'33.255	14:44'00.437																																																																																																																																																																																																																																					
61	C. ONCU	Kawasaki ZX-6R	PIT IN	2'34.971	14:33'02.153																																																																																																																																																																																																																																					
62	S. MANZI	Yamaha YZF R6	PIT IN	12'17.584	14:42'44.766	1'18.517																																																																																																																																																																																																																																				
			PIT OUT	13'36.101	14:44'03.283																																																																																																																																																																																																																																					
64	F. CARICASULO	MV Agusta F3 800 RR	PIT IN	13'55.077	14:44'22.259	1'19.476																																																																																																																																																																																																																																				
			PIT OUT	15'14.553	14:45'41.735																																																																																																																																																																																																																																					
66	N. TUULI	Ducati Panigale V2	PIT IN	7'49.324	14:38'16.506	1'49.701																																																																																																																																																																																																																																				
			PIT OUT	9'39.025	14:40'06.207																																																																																																																																																																																																																																					
			PIT IN	14'18.779	14:44'45.961																																																																																																																																																																																																																																					
			PIT OUT	15'51.358	14:46'18.540																																																																																																																																																																																																																																					
72	Y. RUIZ	Yamaha YZF R6	PIT IN	15'37.753	14:46'04.935	1'17.650																																																																																																																																																																																																																																				
			PIT OUT	16'55.403	14:47'22.585																																																																																																																																																																																																																																					
78	H. OKUBO	Kawasaki ZX-6R	PIT IN	11'35.258	14:42'02.440																																																																																																																																																																																																																																					
89	K. BIN PAWI	Honda CBR600RR	PIT IN	14'14.457	14:44'41.639																																																																																																																																																																																																																																					



Phillip Island 4.445 m

Grand Ridge Brewery Australian Round, 23-25 February 2024
Pit Times Race 1

Pit Intervention Time: 78 secs

No.	Rider	Bike		Race Time	Local Time	Pit Time
89	K. BIN PAWI	Honda CBR600RR	PIT OUT	15'33.722	14:46'00.904	1'19.265
94	L. MAHIAS	Yamaha YZF R6	PIT IN	13'54.309	14:44'21.491	
			PIT OUT	15'11.919	14:45'39.101	1'17.610
99	A. HUERTAS	Ducati Panigale V2	PIT OUT	11.860	14:30'39.042	
			PIT IN	1'55.804	14:32'22.986	
69	T. BOOTH-AMOS	Triumph Street Triple RS 765				