

Grand Ridge Brewery Australian Round, 23-25 February 2024
Results Race 2

Laps 9 = 40,005 Km - Time of Race 13'54.138 - Avg. 172,655 km/h

1 / 2

Pos	Grid	No. Rider	Nat	Team	Bike	LL	Gap	Rel.	Fastest Lap	Speed	Qualifying	Speed
1	1	55 Y. MONTELLA	ITA	Barni Spark Racing Team	Ducati Panigale V2	9			1'31.673	272,0	1'31.566	273,4
2	2	23 M. SCHROETTER	GER	MV Agusta Reparto Corse	MV Agusta F3 800 RR	9	0.203	0.203	1'31.530	274,8	1'31.822	272,0
3	10	99 A. HUERTAS	ESP	Aruba.it Racing WorldSSP Team	Ducati Panigale V2	9	1.658	1.455	1'31.759	287,2	1'31.407	280,5
4	5	64 F. CARICASULO	ITA	Motozoo ME AIR Racing	MV Agusta F3 800 RR	9	5.289	3.631	1'32.157		1'32.370	273,4
5	4	53 V. DEBISE	FRA	Evan Bros. WorldSSP Yamaha Team	Yamaha YZF R6	9	5.554	0.265	1'32.345	280,5	1'32.041	275,5
6	6	54 B. SOFUOGLU	TUR	MV Agusta Reparto Corse	MV Agusta F3 800 RR	9	5.677	0.123	1'32.227	281,3	1'32.219	272,0
7	11	94 L. MAHIAS	FRA	GMT94 Yamaha	Yamaha YZF R6	9	6.498	0.821	1'32.287	276,9	1'32.151	274,1
8	7	17 J. MCPHEE	GBR	WRP-RT Motorsport by SKM-Triumph	Triumph Street Triple RS 765	9	11.798	5.300	1'32.396	283,5	1'34.172	282,7
9	16	7 L. BALDASSARRI	ITA	Drelac Racing Verdatura	Ducati Panigale V2	9	14.420	2.622	1'33.144	279,8	1'33.136	273,4
10	9	32 O. BAYLISS	AUS	D34G Racing WorldSSP Team	Ducati Panigale V2	9	14.970	0.550	1'32.906	282,0	1'33.322	271,4
11	15	72 Y. RUIZ	ESP	VFT Racing Yamaha	Yamaha YZF R6	9	15.241	0.271	1'32.800	282,7	1'33.066	270,0
12	12	9 J. NAVARRO	ESP	WRP-RT Motorsport by SKM-Triumph	Triumph Street Triple RS 765	9	15.422	0.181	1'32.987	285,7	1'32.515	274,8
13	8	69 T. BOOTH-AMOS	GBR	PTR Triumph	Triumph Street Triple RS 765	9	15.629	0.207	1'33.031	288,8	1'32.587	273,4
14	13	66 N. TUULI	FIN	EAB Racing Team	Ducati Panigale V2	9	15.917	0.288	1'32.906	281,3	1'32.542	270,0
15	21	51 A. SARMOON	THA	Yamaha Thailand Racing Team	Yamaha YZF R6	9	17.182	1.265	1'33.110	276,9	1'34.087	274,8
16	14	61 C. ONCU	TUR	Kawasaki Puccetti Racing	Kawasaki ZX-6R	9	18.538	1.356	1'33.074	284,2	1'32.887	274,8
17	26	5 N. ANTONELLI	ITA	Ecosantagata Althea Racing Team	Ducati Panigale V2	9	18.726	0.188	1'32.887	279,8		268,0
18	17	21 T. TOPARIS	AUS	Stop & Seal Racing	Yamaha YZF R6	9	19.643	0.917	1'33.164	279,8	1'33.336	279,1
19	20	50 O. VOSTATEK	CZE	PTR Triumph	Triumph Street Triple RS 765	9	20.266	0.623	1'33.443	282,0	1'33.903	274,8
20	18	28 G. VAN STRAALLEN	NED	Pata Yamaha Ten Kate Racing	Yamaha YZF R6	9	21.360	1.094	1'33.187	282,7	1'33.510	275,5
21	22	27 K. TOBA	JPN	Petronas MIE Racing Honda	Honda CBR600RR	9	21.396	0.036	1'33.705	275,5	1'34.502	274,8
22	23	39 K. KEANKUM	THA	Yamaha Thailand Racing Team	Yamaha YZF R6	9	31.514	10.118	1'34.632	274,1	1'34.907	270,0
23	25	89 K. BIN PAWI	MAS	Petronas MIE Racing Honda	Honda CBR600RR	9	31.675	0.161	1'34.831	274,1	1'35.518	270,0
24	24	78 H. OKUBO	JPN	Vince64 Racing Team by Puccetti	Kawasaki ZX-6R	9	33.089	1.414	1'34.780	281,3	1'35.381	270,0
25	19	25 M. BRENNER	SUI	VIAMO Racing by MTM	Kawasaki ZX-6R	9	44.052	10.963	1'36.312	279,8	1'33.682	276,9
-----Not Classified-----												
RET	3	62 S. MANZI	ITA	Pata Yamaha Ten Kate Racing	Yamaha YZF R6	6	3 Laps		1'31.894	280,5	1'32.005	274,1

AIR	Humidity:	56%	Temp:	22°C
TRACK	Condition:	Dry	Temp:	39°C

Records	Pole [SP]	2024	A.Huertas	1'31.407	175,063 Km/h
	Race [RC1]	2024	Y.Montella	1'31.271	175,324 Km/h
	All Times [WUP1]	2024	S.Manzi	1'31.249	175,366 Km/h
Race Fastest Lap		Lap 6	M.Schroetter	1'31.530	174,828 Km/h

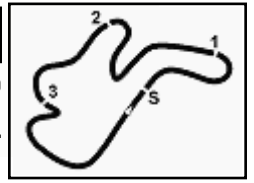
LAP LEADERS				
No. Rider	From	To	Laps	Total
55 Y. MONTELLA	1	9	9	9

TOTAL LEADER LAPS	
No. Rider	Laps
55 Y. MONTELLA	21
62 S. MANZI	4
23 M. SCHROETTER	1
54 B. SOFUOGLU	1

Start 25/02/2024 16:26 End 16:45 The results are provisional until the end of the time limit for protests and appeals and the completion of the technical checks.

These data/results cannot be reproduced, stored and/or transmitted in whole or in part by any manner of electronic, mechanical, photocopying, recording, broadcasting or otherwise now known or herein after developed without the previous express consent by the copyright owner, except for reproduction in daily press and regular printed publications on sale to the public within 60 days of the event related to those data/results and always provided that copyright symbol appears together as follows below.

© DORNA WSBK ORGANIZATION Srl 2024



Grand Ridge Brewery Australian Round, 23-25 February 2024
Results Race 2

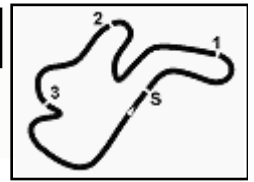
Race Highlights

Time	No. Rider	Description
14.05.46		START DELAYED
15.00.00		Sighting Lap Started
15.07.36		START DELAYED BOX
15.20.00		Quick Start procedure
15.20.01		Pit Lane Opens at 16:20
15.20.02		Race on 9 Laps - Pit Stop Not Compulsory
16.13.18		Patches of water in turn 2 & 3
16.20.00		Pit Lane Opened
16.21.00		Pit Lane Closed
16.24.09		Warm Up Lap Started
16.26.58		Start
16.27.55	28 G. VAN STRAALEN	Long Lap Penalty - Irresponsible Riding during Race 1
16.28.15		No Jump Starts
16.29.10	28 G. VAN STRAALEN	LLP Completed
16.35.19	62 S. MANZI	Crashed - Turn 4
16.35.25	62 S. MANZI	Re-joined
16.36.08		2/3 of Race Distance Completed
16.37.30		WorldSBK Pit Lane Opens at 17.00 - 15 minutes procedure - 20 laps
16.37.39	62 S. MANZI	Crashed - Turn 10
16.37.47	62 S. MANZI	Re-joined
16.38.02	62 S. MANZI	Entered Pits
16.38.10		WorldSBK Pit Lane Opens at 17.00 - 15 minutes procedure - 20 laps
16.38.25		Incident in turn 4 will be investigated after the race
16.38.53	62 S. MANZI	Retired
16.39.09	7 L. BALDASSARRI	Transponder not working
16.42.26		Podium Confirmed
16.45.31		Results confirmed
16.45.33		End Of Session
17.39.15		Incident in turn 4 - no further action

25/02/2024 Start End The results are provisional until the end of the time limit for protests and appeals and the completion of the technical checks.

These data/results cannot be reproduced, stored and/or transmitted in whole or in part by any manner of electronic, mechanical, photocopying, recording, broadcasting or otherwise now known or herein after developed without the previous express consent by the copyright owner, except for reproduction in daily press and regular printed publications on sale to the public within 60 days of the event related to those data/results and always provided that copyright symbol appears together as follows below.

© DORNA WSBK ORGANIZATION Srl 2024



Phillip Island 4.445 m

Grand Ridge Brewery Australian Round, 23–25 February 2024
Manufacturers Standings

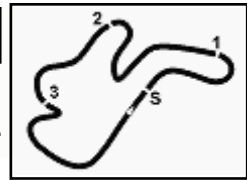
	Points	Points From First	Points From Previous	February 25 PHILLIP ISLAND	March 24 BARCELONA	April 21 ASSEN	June 16 MISANO	July 14 DONINGTON PARK	July 21 MOST	August 11 PORTIMAO	August 25 BALATON PARK	September 8 MAGNY-COURS	September 22 CREMONA CIRCUIT	September 29 ARAGON	October 20 JEREZ				
1 DUCATI	50			25 1	25 1														
2 MV AGUSTA	36	14		16 3	20 2														
3 YAMAHA	31	19	5	20 2	11 3														
4 TRIUMPH	17	33	14	9 4	8 4														
5 KAWASAKI	3	47	14	3 5	5 5														
6 HONDA	1	49	2	1 6	6 6														

25/02/2024 First Line: Championship Standings - Second Line: Ranking Progression

These data/results cannot be reproduced, stored and/or transmitted in whole or in part by any manner of electronic, mechanical, photocopying, recording, broadcasting or otherwise now known or herein after developed without the previous express consent by the copyright owner, except for reproduction in daily press and regular printed publications on sale to the public within 60 days of the event related to those data/results and always provided that copyright symbol appears together as follows below.

© DORNA WSBK ORGANIZATION Srl 2024





Phillip Island 4.445 m

Grand Ridge Brewery Australian Round, 23–25 February 2024
Teams Standings

	February 25 PHILLIP ISLAND	March 24 BARCELONA	April 21 ASSEN	June 16 MISANO	July 14 DONINGTON PARK	July 21 MOT	August 11 PORTIMAO	August 25 BALATON PARK	September 8 MAGNY-COURS	September 22 CREMONA CIRCUIT	September 29 ARAGON	October 20 JEREZ	
1 MV Agusta Reparto Corse	56												
SCHROETTER Marcel	36	16	20										
SOFUOGLU Bahattin	20	10	10										
2 Barni Spark Racing Team	50 [-6]												
MONTELLA Yari	50	25	25										
3 WRP-RT Motorsport by SKM-Triumph	29 [-27]												
MCPHEE John	16	8	8										
NAVARRO Jorge	13	9	4										
4 Motozoo ME AIR Racing	26 [-30]												
CARICASULO Federico	26	13	13										
5 Pata Yamaha Ten Kate Racing	20 [-36]												
MANZI Stefano	20	20											
6 D34G Racing WorldSSP Team	17 [-39]												
BAYLISS Oliver	17	11	6										
7 Aruba.it Racing WorldSSP Team	16 [-40]												
HUERTAS Adrian	16		16										
8 GMT94 Yamaha	16 [-40]												
MAHIAS Lucas	16	7	9										
9 Evan Bros. WorldSSP Yamaha Team	11 [-45]												
DEBISE Valentin	11		11										
10 VFT Racing Yamaha	10 [-46]												
RUIZ Yeray	10	5	5										
11 Orelac Racing Verdatura	7 [-49]												
BALDASSARRI Lorenzo	7		7										
12 PTR Triumph	5 [-51]												
BOOTH-AMOS Thomas	3		3										
VOSTATEK Ondrej	2	2											
13 Yamaha Thailand Racing Team	5 [-51]												
SARMOON Anupab	5	4	1										
14 VIAMO Racing by MTM	3 [-53]												
BRENNER Marcel	3	3											
15 EAB Racing Team	2 [-54]												
TUULI Niki	2		2										
16 Petronas MIE Racing Honda	1 [-55]												
BIN PAWI Khairul Idham	1	1											

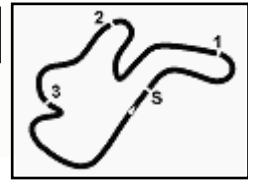
25/02/2024

These data/results cannot be reproduced, stored and/or transmitted in whole or in part by any manner of electronic, mechanical, photocopying, recording, broadcasting or otherwise now known or herein after developed without the previous express consent by the copyright owner, except for reproduction in daily press and regular printed publications on sale to the public within 60 days of the event related to those data/results and always provided that copyright symbol appears together as follows below.

© DORNA WSBK ORGANIZATION Srl 2024

FICR PERUGIA TIMING





Phillip Island 4.445 m

Grand Ridge Brewery Australian Round, 23-25 February 2024
Pirelli Best Lap Award

	Points	Points From First	Points From Previous	February 25 PHILLIP ISLAND	March 24 BARCELONA	April 21 ASSEN	June 16 MISANO	July 14 DONINGTON PARK	July 21 MONZA	August 11 PORTIMAO	August 25 BALATON PARK	September 8 MAGNY-COURS	September 22 CREMONA CIRCUIT	September 29 ARAGON	October 20 JEREZ			
1 SCHROETTER Marcel (GER)	1			1														
2 MONTELLA Yari (ITA)	1	0		1														

25/02/2024

First Line: Championship Standings - Second Line: Ranking Progression

These data/results cannot be reproduced, stored and/or transmitted in whole or in part by any manner of electronic, mechanical, photocopying, recording, broadcasting or otherwise now known or herein after developed without the previous express consent by the copyright owner, except for reproduction in daily press and regular printed publications on sale to the public within 60 days of the event related to those data/results and always provided that copyright symbol appears together as follows below.

© DORNA WSBK ORGANIZATION Srl 2024

Grand Ridge Brewery Australian Round, 23–25 February 2024
Best Sectors & Speed Race 2

RESULTS				
1	55	Y. MONTELLA	Ducati Panigale V2	Laps 9
2	23	M. SCHROETTER	MV Agusta F3 800 RR	0.203
3	99	A. HUERTAS	Ducati Panigale V2	1.658
4	64	F. CARICASULO	MV Agusta F3 800 RR	5.289
5	53	V. DEBISE	Yamaha YZF R6	5.554
6	54	B. SOFUOGLU	MV Agusta F3 800 RR	5.677
7	94	L. MAHIAS	Yamaha YZF R6	6.498
8	17	J. MCPHEE	Triumph Street Triple RS 765	11.798
9	7	L. BALDASSARRI	Ducati Panigale V2	14.420
10	32	D. BAYLISS	Ducati Panigale V2	14.970
11	72	Y. RUIZ	Yamaha YZF R6	15.241
12	9	J. NAVARRO	Triumph Street Triple RS 765	15.422
13	69	T. BOOTH-AMOS	Triumph Street Triple RS 765	15.629
14	66	N. TUULI	Ducati Panigale V2	15.917
15	51	A. SARMOON	Yamaha YZF R6	17.182
16	61	C. ONCU	Kawasaki ZX-6R	18.538
17	5	N. ANTONELLI	Ducati Panigale V2	18.726
18	21	T. TOPARIS	Yamaha YZF R6	19.643
19	50	D. VOSTATEK	Triumph Street Triple RS 765	20.266
20	28	G. VAN STRAALEN	Yamaha YZF R6	21.360
21	27	K. TOBA	Honda CBR600RR	21.396
22	39	K. KEANKUM	Yamaha YZF R6	31.514
23	89	K. BIN PAWI	Honda CBR600RR	31.675
24	78	H. OKUBO	Kawasaki ZX-6R	33.089
25	25	M. BRENNER	Kawasaki ZX-6R	44.052
RET	62	S. MANZI	Yamaha YZF R6	3 Laps

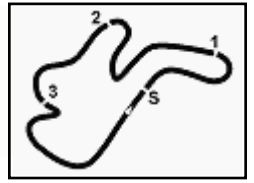
SPEED				
1	69	T. BOOTH-AMOS	Triumph Street Triple RS 765	288,8
2	99	A. HUERTAS	Ducati Panigale V2	287,2
3	9	J. NAVARRO	Triumph Street Triple RS 765	285,7
4	61	C. ONCU	Kawasaki ZX-6R	284,2
5	17	J. MCPHEE	Triumph Street Triple RS 765	283,5
6	28	G. VAN STRAALEN	Yamaha YZF R6	282,7
7	72	Y. RUIZ	Yamaha YZF R6	282,7
8	50	D. VOSTATEK	Triumph Street Triple RS 765	282,0
9	32	D. BAYLISS	Ducati Panigale V2	282,0
10	54	B. SOFUOGLU	MV Agusta F3 800 RR	281,3
11	78	H. OKUBO	Kawasaki ZX-6R	281,3
12	66	N. TUULI	Ducati Panigale V2	281,3
13	62	S. MANZI	Yamaha YZF R6	280,5
14	53	V. DEBISE	Yamaha YZF R6	280,5
15	7	L. BALDASSARRI	Ducati Panigale V2	279,8
16	21	T. TOPARIS	Yamaha YZF R6	279,8
17	25	M. BRENNER	Kawasaki ZX-6R	279,8
18	5	N. ANTONELLI	Ducati Panigale V2	279,8
19	51	A. SARMOON	Yamaha YZF R6	276,9
20	94	L. MAHIAS	Yamaha YZF R6	276,9
21	27	K. TOBA	Honda CBR600RR	275,5
22	23	M. SCHROETTER	MV Agusta F3 800 RR	274,8
23	89	K. BIN PAWI	Honda CBR600RR	274,1
24	39	K. KEANKUM	Yamaha YZF R6	274,1
25	55	Y. MONTELLA	Ducati Panigale V2	272,0

SEG. 1		SEG. 2		SEG. 3		SEG. 4		
1	55 Y. MONTELLA	22.039	1	55 Y. MONTELLA	26.354	1	99 A. HUERTAS	25.501
2	62 S. MANZI	22.057	2	99 A. HUERTAS	26.439	2	23 M. SCHROETTER	25.545
3	23 M. SCHROETTER	22.078	3	23 M. SCHROETTER	26.471	3	62 S. MANZI	25.623
4	99 A. HUERTAS	22.181	4	64 F. CARICASULO	26.479	4	64 F. CARICASULO	25.636
5	53 V. DEBISE	22.243	5	54 B. SOFUOGLU	26.492	5	94 L. MAHIAS	25.672
6	54 B. SOFUOGLU	22.261	6	62 S. MANZI	26.616	6	53 V. DEBISE	25.678
7	64 F. CARICASULO	22.264	7	94 L. MAHIAS	26.632	7	17 J. MCPHEE	25.686
8	94 L. MAHIAS	22.281	8	72 Y. RUIZ	26.641	8	61 C. ONCU	25.701
9	51 A. SARMOON	22.345	9	53 V. DEBISE	26.659	9	54 B. SOFUOGLU	25.710
10	5 N. ANTONELLI	22.384	10	61 C. ONCU	26.662	10	9 J. NAVARRO	25.710
11	21 T. TOPARIS	22.403	11	32 D. BAYLISS	26.718	11	55 Y. MONTELLA	25.731
12	32 D. BAYLISS	22.421	12	17 J. MCPHEE	26.738	12	94 L. MAHIAS	25.739
13	17 J. MCPHEE	22.426	13	7 L. BALDASSARRI	26.790	13	72 Y. RUIZ	25.764
14	28 G. VAN STRAALEN	22.429	14	5 N. ANTONELLI	26.801	14	69 T. BOOTH-AMOS	25.797
15	66 N. TUULI	22.458	15	69 T. BOOTH-AMOS	26.834	15	28 G. VAN STRAALEN	25.802
16	27 K. TOBA	22.458	16	21 T. TOPARIS	26.838	16	66 N. TUULI	25.846
17	72 Y. RUIZ	22.529	17	9 J. NAVARRO	26.840	17	32 D. BAYLISS	25.860
18	69 T. BOOTH-AMOS	22.536	18	28 G. VAN STRAALEN	26.846	18	7 L. BALDASSARRI	25.874
19	9 J. NAVARRO	22.564	19	66 N. TUULI	26.854	19	51 A. SARMOON	25.944
20	7 L. BALDASSARRI	22.588	20	51 A. SARMOON	26.863	20	5 N. ANTONELLI	25.944
21	50 D. VOSTATEK	22.634	21	50 D. VOSTATEK	27.033	21	27 K. TOBA	25.954
22	61 C. ONCU	22.684	22	27 K. TOBA	27.073	22	50 D. VOSTATEK	26.070
23	89 K. BIN PAWI	22.783	23	78 H. OKUBO	27.167	23	21 T. TOPARIS	26.121
24	39 K. KEANKUM	22.956	24	39 K. KEANKUM	27.238	24	78 H. OKUBO	26.163
25	78 H. OKUBO	22.972	25	89 K. BIN PAWI	27.367	25	89 K. BIN PAWI	26.223
26	25 M. BRENNER	23.580	26	25 M. BRENNER	27.540	26	39 K. KEANKUM	26.275
						27	25 M. BRENNER	26.367

25/02/2024

These data/results cannot be reproduced, stored and/or transmitted in whole or in part by any manner of electronic, mechanical, photocopying, recording, broadcasting or otherwise now known or herein after developed without the previous express consent by the copyright owner, except for reproduction in daily press and regular printed publications on sale to the public within 60 days of the event related to those data/results and always provided that copyright symbol appears together as follows below.

© DORNA WSBK ORGANIZATION Srl 2024



Phillip Island 4.445 m

**Grand Ridge Brewery Australian Round, 23–25 February 2024
Lap Chart Race 2**

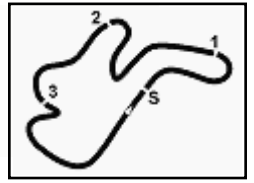
	Lap								
	1	2	3	4	5	6	7	8	9
1	55	55	55	55	55	55	55	55	55
2	23	23	23	23	23	23	23	23	23
3	62	62	62	62	62	99	99	99	99
4	53	53	53	99	99	53	64	64	64
5	54	99	99	53	53	64	53	53	53
6	99	54	64	64	64	54	54	54	54
7	64	64	54	54	54	94	94	94	94
8	17	94	94	94	94	17	17	17	17
9	94	17	17	17	17	7	7	7	7
10	32	32	32	7	7	61	69	32	32
11	7	7	7	32	32	32	9	69	72
12	69	61	61	61	61	9	32	9	9
13	61	69	9	9	9	62	72	72	69
14	9	9	69	69	69	69	66	66	66
15	21	21	72	66	66	72	61	61	51
16	51	51	66	72	72	66	51	51	61
17	66	72	51	51	51	51	21	5	5
18	72	66	50	21	21	21	5	21	21
19	50	50	21	50	50	5	50	50	50
20	78	27	27	5	5	50	27	27	28
21	28	78	5	27	27	27	28	28	27
22	27	5	78	28	28	28	78	39	39
23	5	39	28	78	39	78	39	89	89
24	39	28	39	39	78	39	89	78	78
25	89	89	89	89	89	89	25	25	25
26	25	25	25	25	25	25			

Final Result		
1	55 Y. MONTELLA	Laps 9
2	23 M. SCHROETTER	0.203
3	99 A. HUERTAS	1.658
4	64 F. CARICASULO	5.289
5	53 V. DEBISE	5.554
6	54 B. SOFUOGLU	5.677
7	94 L. MAHIAS	6.498
8	17 J. MCPHEE	11.798
9	7 L. BALDASSARRI	14.420
10	32 D. BAYLISS	14.970
11	72 Y. RUIZ	15.241
12	9 J. NAVARRO	15.422
13	69 T. BOOTH-AMOS	15.629
14	66 N. TUULI	15.917
15	51 A. SARMOON	17.182
16	61 C. ONCU	18.538
17	5 N. ANTONELLI	18.726
18	21 T. TOPARIS	19.643
19	50 D. VOSTATEK	20.266
20	28 G. VAN STRAALEN	21.360
21	27 K. TOBA	21.396
22	39 K. KEANKUM	31.514
23	89 K. BIN PAWI	31.675
24	78 H. OKUBO	33.089
25	25 M. BRENNER	44.052
RET	62 S. MANZI	3 Laps

25/02/2024

These data/results cannot be reproduced, stored and/or transmitted in whole or in part by any manner of electronic, mechanical, photocopying, recording, broadcasting or otherwise now known or herein after developed without the previous express consent by the copyright owner, except for reproduction in daily press and regular printed publications on sale to the public within 60 days of the event related to those data/results and always provided that copyright symbol appears together as follows below.

© DORNA WSBK ORGANIZATION Srl 2024



Phillip Island 4.445 m

Grand Ridge Brewery Australian Round, 23-25 February 2024
Lap Chart Race 2

2 / 3

Lap 1	
1	55 Y.Montella 1'37.723
2	23 M.Schroetter 0.862
3	62 S.Manzi 1.173
4	53 V.Debise 1.283
5	54 B.Sofuoglu 2.012
6	99 A.Huertas 2.026
7	64 F.Caricasulo 2.523
8	17 J.McPhee 2.552
9	94 L.Mahias 3.098
10	32 O.Bayliss 3.133
11	7 L.Baldassarri 3.292
12	69 T.Booth-Amos 3.830
13	61 C.Oncu 3.893
14	9 J.Navarro 4.056
15	21 T.Toparis 4.462
16	51 A.Sarmoon 4.509
17	66 N.Tuuli 4.730
18	72 Y.Ruiz 4.994
19	50 O.Vostatek 5.237
20	78 H.Okubo 5.347
21	28 G.van Straalen 5.404
22	27 K.Toba 5.611
23	5 N.Antonelli 6.224
24	39 K.Keankum 6.227
25	89 K.Bin Pawi 6.758
26	25 M.Brenner 7.037

Lap 2	
1	55 Y.Montella 3'10.211
2	23 M.Schroetter 1.237
3	62 S.Manzi 1.430
4	53 V.Debise 1.595
5	99 A.Huertas 1.809
6	54 B.Sofuoglu 2.683
7	64 F.Caricasulo 2.711
8	94 L.Mahias 3.073
9	17 J.McPhee 3.439
10	32 O.Bayliss 3.902
11	7 L.Baldassarri 4.149
12	61 C.Oncu 4.479
13	69 T.Booth-Amos 4.819
14	9 J.Navarro 4.973
15	21 T.Toparis 5.934
16	51 A.Sarmoon 5.956
17	72 Y.Ruiz 5.999
18	66 N.Tuuli 6.317
19	50 O.Vostatek 6.917
20	27 K.Toba 8.022
21	78 H.Okubo 8.637
22	5 N.Antonelli 8.733
23	39 K.Keankum 9.146
24	28 G.van Straalen 9.366
25	89 K.Bin Pawi 9.393
26	25 M.Brenner 11.475

Lap 3	
1	55 Y.Montella 4'42.535
2	23 M.Schroetter 1.213
3	62 S.Manzi 1.549
4	53 V.Debise 1.829
5	99 A.Huertas 1.857
6	64 F.Caricasulo 2.784
7	54 B.Sofuoglu 3.147
8	94 L.Mahias 3.258
9	17 J.McPhee 3.511
10	32 O.Bayliss 4.770
11	7 L.Baldassarri 4.969
12	61 C.Oncu 5.417
13	9 J.Navarro 5.947
14	69 T.Booth-Amos 6.369
15	72 Y.Ruiz 7.225
16	66 N.Tuuli 7.247

17	51 A.Sarmoon 7.741
18	50 O.Vostatek 9.039
19	21 T.Toparis 9.050
20	27 K.Toba 10.053
21	5 N.Antonelli 10.081
22	78 H.Okubo 11.093
23	28 G.van Straalen 11.799
24	39 K.Keankum 12.116
25	89 K.Bin Pawi 12.171
26	25 M.Brenner 15.907

Lap 4	
1	55 Y.Montella 6'14.978
2	23 M.Schroetter 0.782
3	62 S.Manzi 1.069
4	99 A.Huertas 1.376
5	53 V.Debise 1.802
6	64 F.Caricasulo 2.531
7	54 B.Sofuoglu 2.931
8	94 L.Mahias 3.238
9	17 J.McPhee 3.748
10	7 L.Baldassarri 5.944
11	32 O.Bayliss 5.957
12	61 C.Oncu 6.202
13	9 J.Navarro 6.491
14	69 T.Booth-Amos 6.957
15	66 N.Tuuli 8.128
16	72 Y.Ruiz 8.154
17	51 A.Sarmoon 8.649
18	21 T.Toparis 10.279
19	50 O.Vostatek 10.508
20	5 N.Antonelli 10.980
21	27 K.Toba 11.475
22	28 G.van Straalen 13.472
23	78 H.Okubo 14.141
24	39 K.Keankum 14.305
25	89 K.Bin Pawi 14.587
26	25 M.Brenner 20.662

Lap 5	
1	55 Y.Montella 7'46.815
2	23 M.Schroetter 0.851
3	62 S.Manzi 1.126
4	99 A.Huertas 1.298
5	53 V.Debise 2.341
6	64 F.Caricasulo 2.851
7	54 B.Sofuoglu 3.423
8	94 L.Mahias 3.688
9	17 J.McPhee 4.842
10	7 L.Baldassarri 7.736
11	32 O.Bayliss 7.805
12	61 C.Oncu 7.921
13	9 J.Navarro 8.104
14	69 T.Booth-Amos 8.210
15	66 N.Tuuli 9.197
16	72 Y.Ruiz 9.207
17	51 A.Sarmoon 9.922
18	21 T.Toparis 12.357
19	50 O.Vostatek 12.544
20	5 N.Antonelli 12.580
21	27 K.Toba 13.372
22	28 G.van Straalen 15.281
23	39 K.Keankum 17.245
24	78 H.Okubo 17.249
25	89 K.Bin Pawi 17.581
26	25 M.Brenner 25.383

Lap 6	
1	55 Y.Montella 9'18.833
2	23 M.Schroetter 0.363
3	99 A.Huertas 1.197
4	53 V.Debise 3.121
5	64 F.Caricasulo 3.154

6	54 B.Sofuoglu 3.674
7	94 L.Mahias 4.065
8	17 J.McPhee 6.298
9	7 L.Baldassarri 9.734
10	61 C.Oncu 9.873
11	32 O.Bayliss 9.952
12	9 J.Navarro 9.992
13	62 S.Manzi 10.288
14	69 T.Booth-Amos 10.374
15	72 Y.Ruiz 10.412
16	66 N.Tuuli 11.362
17	51 A.Sarmoon 11.585
18	21 T.Toparis 14.244
19	5 N.Antonelli 14.244
20	50 O.Vostatek 14.479
21	27 K.Toba 15.105
22	28 G.van Straalen 16.672
23	78 H.Okubo 20.643
24	39 K.Keankum 20.751
25	89 K.Bin Pawi 21.000
26	25 M.Brenner 29.688

Lap 7	
1	55 Y.Montella 10'50.506
2	23 M.Schroetter 0.523
3	99 A.Huertas 1.400
4	64 F.Caricasulo 3.971
5	53 V.Debise 4.080
6	54 B.Sofuoglu 4.635
7	94 L.Mahias 4.956
8	17 J.McPhee 7.998
9	7 L.Baldassarri 11.257
10	69 T.Booth-Amos 12.326
11	9 J.Navarro 12.681
12	32 O.Bayliss 12.704
13	72 Y.Ruiz 12.743
14	66 N.Tuuli 12.975
15	61 C.Oncu 13.915
16	51 A.Sarmoon 13.937
17	21 T.Toparis 16.511
18	5 N.Antonelli 16.551
19	50 O.Vostatek 16.761
20	27 K.Toba 17.222
21	28 G.van Straalen 18.482
22	78 H.Okubo 24.514
23	39 K.Keankum 24.667
24	89 K.Bin Pawi 24.868
25	25 M.Brenner 34.558

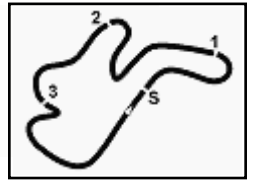
Lap 8	
1	55 Y.Montella 12'22.436
2	23 M.Schroetter 0.323
3	99 A.Huertas 1.345
4	64 F.Caricasulo 4.517
5	53 V.Debise 4.911
6	54 B.Sofuoglu 5.117
7	94 L.Mahias 5.478
8	17 J.McPhee 9.654
9	7 L.Baldassarri 12.783
10	32 O.Bayliss 13.766
11	69 T.Booth-Amos 13.971
12	9 J.Navarro 14.008
13	72 Y.Ruiz 14.143
14	66 N.Tuuli 14.372
15	61 C.Oncu 15.508
16	51 A.Sarmoon 15.562
17	5 N.Antonelli 17.541
18	21 T.Toparis 18.181
19	50 O.Vostatek 18.274
20	27 K.Toba 18.997
21	28 G.van Straalen 19.739
22	39 K.Keankum 28.116
23	89 K.Bin Pawi 28.369

Lap 9	
1	55 Y.Montella 13'54.138
2	23 M.Schroetter 0.203
3	99 A.Huertas 1.658
4	64 F.Caricasulo 5.289
5	53 V.Debise 5.554
6	54 B.Sofuoglu 5.677
7	94 L.Mahias 6.498
8	17 J.McPhee 11.798
9	7 L.Baldassarri 14.420
10	32 O.Bayliss 14.970
11	72 Y.Ruiz 15.241
12	9 J.Navarro 15.422
13	69 T.Booth-Amos 15.629
14	66 N.Tuuli 15.917
15	51 A.Sarmoon 17.182
16	61 C.Oncu 18.538
17	5 N.Antonelli 18.726
18	21 T.Toparis 19.643
19	50 O.Vostatek 20.266
20	28 G.van Straalen 21.360
21	27 K.Toba 21.396
22	39 K.Keankum 31.514
23	89 K.Bin Pawi 31.675
24	78 H.Okubo 33.089
25	25 M.Brenner 44.052

25/02/2024

These data/results cannot be reproduced, stored and/or transmitted in whole or in part by any manner of electronic, mechanical, photocopying, recording, broadcasting or otherwise now known or herein after developed without the previous express consent by the copyright owner, except for reproduction in daily press and regular printed publications on sale to the public within 60 days of the event related to those data/results and always provided that copyright symbol appears together as follows below.

© DORNA WSBK ORGANIZATION Srl 2024



Grand Ridge Brewery Australian Round, 23–25 February 2024
Lap Chart Race 2

Race Pace Comparison

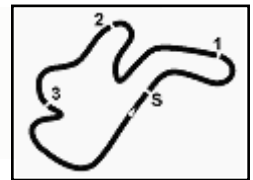
	55 Mon	23 Sch	99 Hue	64 Car	53 Deb	54 Sof	94 Mah	17 McP	7 Bal	32 Bay	72 Rui	9 Nav	69 Boo	66 Tuu
1	1'37.723	1'38.585	1'39.749	1'40.246	1'39.006	1'39.735	1'40.821	1'40.275	1'41.015	1'40.856	1'42.717	1'41.779	1'41.553	1'42.453
2	1'32.488	1'32.863	1'32.271	1'32.676	1'32.800	1'33.159	1'32.463	1'33.375	1'33.345	1'33.257	1'33.493	1'33.405	1'33.477	1'34.075
3	1'32.324	1'32.300	1'32.372	1'32.397	1'32.558	1'32.788	1'32.509	1'32.396	1'33.144	1'33.192	1'33.550	1'33.298	1'33.874	1'33.254
4	1'32.443	1'32.012	1'31.962	1'32.190	1'32.416	1'32.227	1'32.423	1'32.680	1'33.418	1'33.630	1'33.372	1'32.987	1'33.031	1'33.324
5	1'31.837	1'31.906	1'31.759	1'32.157	1'32.376	1'32.329	1'32.287	1'32.931	1'33.629	1'33.685	1'32.890	1'33.450	1'33.090	1'32.906
6	1'32.018	1'31.530	1'31.917	1'32.321	1'32.798	1'32.269	1'32.395	1'33.474	1'34.016	1'34.165	1'33.223	1'33.906	1'34.182	1'34.183
7	1'31.673	1'31.833	1'31.876	1'32.490	1'32.632	1'32.634	1'32.564	1'33.373	1'33.196	1'34.425	1'34.004	1'34.362	1'33.625	1'33.286
8	1'31.930	1'31.730	1'31.875	1'32.476	1'32.761	1'32.412	1'32.452	1'33.586	1'33.456	1'32.992	1'33.330	1'33.257	1'33.575	1'33.327
9	1'31.702	1'31.582	1'32.015	1'32.474	1'32.345	1'32.262	1'32.722	1'33.846	1'33.339	1'32.906	1'32.800	1'33.116	1'33.360	1'33.247

	51 Sar	61 Onc	5 Ant	21 Top	50 Vos	28 van	27 Tob	39 Kea	89 Bin	78 Oku	25 Bre	62 Man
1	1'42.232	1'41.616	1'43.947	1'42.185	1'42.960	1'43.127	1'43.334	1'43.950	1'44.481	1'43.070	1'44.760	1'38.896
2	1'33.935	1'33.074	1'34.997	1'33.960	1'34.168	1'36.450	1'34.899	1'35.407	1'35.123	1'35.778	1'36.926	1'32.745
3	1'34.109	1'33.262	1'33.672	1'35.440	1'34.446	1'34.757	1'34.355	1'35.294	1'35.102	1'34.780	1'36.756	1'32.443
4	1'33.351	1'33.228	1'33.342	1'33.672	1'33.912	1'34.116	1'33.865	1'34.632	1'34.859	1'35.491	1'37.198	1'31.963
5	1'33.110	1'33.556	1'33.437	1'33.915	1'33.873	1'33.646	1'33.734	1'34.777	1'34.831	1'34.945	1'36.558	1'31.894
6	1'33.681	1'33.970	1'33.682	1'33.905	1'33.953	1'33.409	1'33.751	1'35.524	1'35.437	1'35.412	1'36.323	1'41.180
7	1'34.025	1'35.715	1'33.980	1'33.940	1'33.955	1'33.483	1'33.790	1'35.589	1'35.541	1'35.544	1'36.543	
8	1'33.555	1'33.523	1'32.920	1'33.600	1'33.443	1'33.187	1'33.705	1'35.379	1'35.431	1'37.117	1'36.312	
9	1'33.322	1'34.732	1'32.887	1'33.164	1'33.694	1'33.323	1'34.101	1'35.100	1'35.008	1'35.090	1'36.814	

25/02/2024

These data/results cannot be reproduced, stored and/or transmitted in whole or in part by any manner of electronic, mechanical, photocopying, recording, broadcasting or otherwise now known or herein after developed without the previous express consent by the copyright owner, except for reproduction in daily press and regular printed publications on sale to the public within 60 days of the event related to those data/results and always provided that copyright symbol appears together as follows below.

© DORNA WSBK ORGANIZATION Srl 2024



Phillip Island 4.445 m

Grand Ridge Brewery Australian Round, 23-25 February 2024
Chronological Analysis Race 2

Start at 16:26'48.066

1 / 3

1° 55 Y. MONTELLA [1'31.673]							
Lap	Seg1	Seg2	Seg3	Seg4	Lap Time	km/h	Local Time
1		26.651	17.412	25.833	1'37.723		16:28'25.789
2	22.406	26.649	17.492	25.941	1'32.488	271,4	16:29'58.277
3	22.457	26.529	17.471	25.867	1'32.324	270,0	16:31'30.601
4	22.412	26.726	17.444	25.861	1'32.443	271,4	16:33'03.044
5	22.182	26.475	17.399	25.781	1'31.837	270,0	16:34'34.881
6	22.191	26.592	17.375	25.860	1'32.018	269,3	16:36'06.899
7	22.090	26.474	17.378	25.731	1'31.673	271,4	16:37'38.572
8	22.039	26.589	17.483	25.819	1'31.930	272,0	16:39'10.502
9	22.069	26.354	17.392	25.887	1'31.702	270,7	16:40'42.204
Race Time 13'54.138							

2° 23 M. SCHROETTER [1'31.530]							
Lap	Seg1	Seg2	Seg3	Seg4	Lap Time	km/h	Local Time
1		26.901	17.582	25.771	1'38.585		16:28'26.651
2	22.689	26.754	17.598	25.822	1'32.863	269,3	16:29'59.514
3	22.520	26.619	17.503	25.658	1'32.300	268,0	16:31'31.814
4	22.317	26.561	17.480	25.654	1'32.012	271,4	16:33'03.826
5	22.244	26.630	17.432	25.600	1'31.906	272,0	16:34'35.732
6	22.078	26.471	17.393	25.588	1'31.530	272,0	16:36'07.262
7	22.135	26.649	17.418	25.631	1'31.833	274,1	16:37'39.095
8	22.103	26.583	17.415	25.629	1'31.730	274,1	16:39'10.825
9	22.108	26.487	17.442	25.545	1'31.582	274,8	16:40'42.407
Race Time 13'54.341							

3° 99 A. HUERTAS [1'31.759]							
Lap	Seg1	Seg2	Seg3	Seg4	Lap Time	km/h	Local Time
1		27.022	17.484	25.742	1'39.749		16:28'27.815
2	22.748	26.595	17.427	25.501	1'32.271	285,0	16:30'00.086
3	22.656	26.613	17.489	25.614	1'32.372	285,7	16:31'32.458
4	22.358	26.603	17.467	25.534	1'31.962	285,0	16:33'04.420
5	22.181	26.547	17.422	25.609	1'31.759	282,0	16:34'36.179
6	22.235	26.550	17.462	25.670	1'31.917	287,2	16:36'08.096
7	22.261	26.486	17.486	25.643	1'31.876	281,3	16:37'39.972
8	22.325	26.439	17.464	25.647	1'31.875	281,3	16:39'11.847
9	22.259	26.476	17.543	25.737	1'32.015	281,3	16:40'43.862
Race Time 13'55.796							

4° 64 F. CARICASULO [1'32.157]							
Lap	Seg1	Seg2	Seg3	Seg4	Lap Time	km/h	Local Time
1		27.531	17.672	25.841	1'40.246		16:28'28.312
2	22.808	26.727	17.505	25.636	1'32.676		16:30'00.988
3	22.457	26.721	17.534	25.685	1'32.397		16:31'33.385
4	22.369	26.479	17.566	25.776	1'32.190		16:33'05.575
5	22.397	26.500	17.566	25.694	1'32.157		16:34'37.732
6	22.264	26.800	17.496	25.761	1'32.321		16:36'10.053
7	22.379	26.512	17.755	25.844	1'32.490		16:37'42.543
8	22.422	26.625	17.663	25.766	1'32.476		16:39'15.019
9	22.324	26.521	17.768	25.861	1'32.474		16:40'47.493
Race Time 13'59.427							

5° 53 V. DEBISE [1'32.345]							
Lap	Seg1	Seg2	Seg3	Seg4	Lap Time	km/h	Local Time
1		26.950	17.658	25.704	1'39.006		16:28'27.072
2	22.647	26.761	17.624	25.768	1'32.800	280,5	16:29'59.872
3	22.542	26.740	17.506	25.770	1'32.558	278,4	16:31'32.430
4	22.557	26.707	17.461	25.691	1'32.416	276,9	16:33'04.846
5	22.243	26.675	17.546	25.912	1'32.376	274,8	16:34'37.222
6	22.551	26.689	17.504	26.054	1'32.798	274,8	16:36'10.020
7	22.645	26.696	17.619	25.672	1'32.632	272,7	16:37'42.652
8	22.588	26.798	17.598	25.777	1'32.761	276,2	16:39'15.413
9	22.366	26.659	17.553	25.767	1'32.345	276,2	16:40'47.758
Race Time 13'59.692							

6° 54 B. SOFUOGLU [1'32.227]							
Lap	Seg1	Seg2	Seg3	Seg4	Lap Time	km/h	Local Time
1		26.950	17.658	25.704	1'39.006		16:28'27.072
2	22.647	26.761	17.624	25.768	1'32.800	280,5	16:29'59.872
3	22.542	26.740	17.506	25.770	1'32.558	278,4	16:31'32.430
4	22.557	26.707	17.461	25.691	1'32.416	276,9	16:33'04.846
5	22.243	26.675	17.546	25.912	1'32.376	274,8	16:34'37.222
6	22.551	26.689	17.504	26.054	1'32.798	274,8	16:36'10.020
7	22.645	26.696	17.619	25.672	1'32.632	272,7	16:37'42.652
8	22.588	26.798	17.598	25.777	1'32.761	276,2	16:39'15.413
9	22.366	26.659	17.553	25.767	1'32.345	276,2	16:40'47.758
Race Time 13'59.692							

1		27.098	17.671	25.993	1'39.735		16:28'27.801
2	23.094	26.677	17.578	25.810	1'33.159	276,9	16:30'00.960
3	22.744	26.630	17.615	25.799	1'32.788	276,2	16:31'33.748
4	22.403	26.492	17.571	25.761	1'32.227	278,4	16:33'05.975
5	22.412	26.496	17.612	25.809	1'32.329	279,8	16:34'38.304
6	22.362	26.540	17.527	25.840	1'32.269	278,4	16:36'10.573
7	22.261	26.947	17.576	25.850	1'32.634	278,4	16:37'43.207
8	22.284	26.719	17.648	25.761	1'32.412	276,2	16:39'15.619
9	22.277	26.672	17.612	25.701	1'32.262	281,3	16:40'47.881
Race Time 13'59.815							

7° 94 L. MAHIAS [1'32.287]							
Lap	Seg1	Seg2	Seg3	Seg4	Lap Time	km/h	Local Time
1		27.546	17.649	26.253	1'40.821		16:28'28.887
2	22.538	26.657	17.520	25.748	1'32.463	273,4	16:30'01.350
3	22.486	26.773	17.511	25.739	1'32.509	274,1	16:31'33.859
4	22.473	26.632	17.448	25.870	1'32.423	276,9	16:33'06.282
5	22.299	26.652	17.488	25.848	1'32.287	274,1	16:34'38.569
6	22.296	26.731	17.485	25.883	1'32.395	273,4	16:36'10.964
7	22.328	26.786	17.488	25.962	1'32.564	274,1	16:37'43.528
8	22.281	26.711	17.606	25.854	1'32.452	272,0	16:39'15.980
9	22.332	26.823	17.593	25.974	1'32.722	270,7	16:40'48.702
Race Time 14'00.636							

8° 17 J. MCPHEE [1'32.396]							
Lap	Seg1	Seg2	Seg3	Seg4	Lap Time	km/h	Local Time
1		27.255	17.796	26.075	1'40.275		16:28'28.341
2	22.928	27.093	17.581	25.773	1'33.375	283,5	16:30'01.716
3	22.455	26.741	17.522	25.678	1'32.396	279,1	16:31'34.112
4	22.426	26.820	17.534	25.900	1'32.680	281,3	16:33'06.792
5	22.481	26.738	17.627	26.085	1'32.931	276,9	16:34'39.723
6	22.490	27.007	17.815	26.162	1'33.474	275,5	16:36'13.197
7	22.526	26.957	17.765	26.125	1'33.373	273,4	16:37'46.570
8	22.563	26.963	17.831	26.229	1'33.586	272,0	16:39'20.156
9	22.648	27.083	17.846	26.269	1'33.846	270,7	16:40'54.002
Race Time 14'05.936							

9° 7 L. BALDASSARRI [1'33.144]							
Lap	Seg1	Seg2	Seg3	Seg4	Lap Time	km/h	Local Time
1		27.546	17.649	26.253	1'40.821		16:28'28.887
2				25.874	1'33.345	279,8	16:30'02.426
3	22.672	26.855	17.682	25.935	1'33.144	276,9	16:31'35.570
4	22.621	26.887	17.739	26.171	1'33.418	276,9	16:33'08.988
5	22.793	26.866	17.772	26.198	1'33.629		16:34'42.617
6	23.050	26.999	17.700	26.267	1'34.016		16:36'16.633
7	22.627	26.829	17.667	26.073	1'33.196	268,7	16:37'49.829
8			17.715	26.126	1'33.456		16:39'23.285
9	22.588	26.790	17.692	26.269	1'33.339	268,7	16:40'56.624
Race Time 14'08.558							

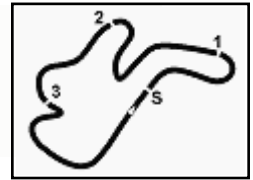
10° 32 D. BAYLISS [1'32.906]							
Lap	Seg1	Seg2	Seg3	Seg4	Lap Time	km/h	Local Time
1		27.630	17.848	26.341	1'40.856		16:28'28.922
2	22.751	26.954	17.692	25.860	1'33.257	278,4	16:30'02.179
3	22.578	26.849	17.805	25.960	1'33.192	276,2	16:31'35.371
4	22.906	27.030	17.690	26.004	1'33.630	272,7	16:33'09.001
5	22.649	27.112	17.849	26.075	1'33.685	272,0	16:34'42.686
6	23.076	27.043	17.763	26.283	1'34.165	274,1	16:36'16.851
7	22.683	28.239	17.543	25.960	1'34.425	282,0	16:37'51.276
8	22.421	26.796	17.707	26.068	1'32.992	273,4	16:39'24.268
9	22.561	26.718	17.730	25.897	1'32.906	270,0	16:40'57.174
Race Time 14'09.108							

11° 72 Y. RUIZ [1'32.800]							
Lap	Seg1	Seg2	Seg3	Seg4	Lap Time	km/h	Local Time
1		27.852	17.821	26.265	1'42.717		16:28'30.783
2	23.012	26.992	17.725	25.764	1'33.493	278,4	16:30'04.276

25/02/2024 P = Pits In/Out - C = Lap Time Cancelled

These data/results cannot be reproduced, stored and/or transmitted in whole or in part by any manner of electronic, mechanical, photocopying, recording, broadcasting or otherwise now known or herein after developed without the previous express consent by the copyright owner, except for reproduction in daily press and regular printed publications on sale to the public within 60 days of the event related to those data/results and always provided that copyright symbol appears together as follows below.

© DORNA WSBK ORGANIZATION Srl 2024



Phillip Island 4.445 m

Grand Ridge Brewery Australian Round, 23-25 February 2024
Chronological Analysis Race 2

Start at 16:26'48.066

2 / 3

3	22.827	26.927	17.735	26.061	1'33.550	275,5	16:31'37.826	5	22.794	26.937	17.828	25.997	1'33.556	280,5	16:34'42.802
4	23.001	26.849	17.723	25.799	1'33.372	268,7	16:33'11.198	6	22.684	26.961	17.879	26.446	1'33.970	284,2	16:36'16.772
5	22.798	26.664	17.663	25.765	1'32.890	270,7	16:34'44.088	7	22.765	28.721	18.056	26.173	1'35.715	279,8	16:37'52.487
6	22.776	26.832	17.697	25.918	1'33.223	273,4	16:36'17.311	8	22.802	26.789	17.843	26.089	1'33.523	269,3	16:39'26.010
7	22.790	27.210	17.640	26.364	1'34.004	279,1	16:37'51.315	9	22.918	27.100	18.270	26.444	1'34.732	268,0	16:41'00.742
8	22.632	27.007	17.832	25.859	1'33.330	276,9	16:39'24.645								
9	22.529	26.641	17.766	25.864	1'32.800	282,7	16:40'57.445								
Race Time 14'09.379								Race Time 14'12.676							

12° 9 J. NAVARRO [1'32.987]							
Lap	Seg1	Seg2	Seg3	Seg4	Lap Time	km/h	Local Time
1		27.893	17.893	26.039	1'41.779		16:28'29.845
2	23.073	26.997	17.625	25.710	1'33.405	282,0	16:30'03.250
3	22.895	26.851	17.658	25.894	1'33.298	281,3	16:31'36.548
4	22.662	26.840	17.708	25.777	1'32.987	274,8	16:33'09.535
5	22.740	26.935	17.754	26.021	1'33.450	280,5	16:34'42.985
6	22.969	27.125	17.697	26.115	1'33.906	281,3	16:36'16.891
7	22.856	27.693	17.753	26.060	1'34.362	285,7	16:37'51.253
8	22.829	26.927	17.667	25.834	1'33.257	269,3	16:39'24.510
9	22.564	26.906	17.781	25.865	1'33.116	276,2	16:40'57.626
Race Time 14'09.560							

17° 5 N. ANTONELLI [1'32.887]							
Lap	Seg1	Seg2	Seg3	Seg4	Lap Time	km/h	Local Time
1		28.164	18.131	26.080	1'43.947		16:28'32.013
2	23.310	27.371	17.960	26.356	1'34.997	274,1	16:30'07.010
3	22.856	27.113	17.718	25.985	1'33.672	279,8	16:31'40.682
4	22.722	26.947	17.696	25.977	1'33.342	274,8	16:33'14.024
5	22.632	26.990	17.778	26.037	1'33.437	273,4	16:34'47.461
6	22.601	27.070	17.875	26.136	1'33.682	275,5	16:36'21.143
7	22.581	27.360	17.837	26.202	1'33.980	269,3	16:37'55.123
8	22.384	26.801	17.705	26.030	1'32.920	269,3	16:39'28.043
9	22.417	26.831	17.695	25.944	1'32.887	270,7	16:41'00.930
Race Time 14'12.864							

13° 69 T. BOOTH-AMOS [1'33.031]							
Lap	Seg1	Seg2	Seg3	Seg4	Lap Time	km/h	Local Time
1		27.647	18.063	26.023	1'41.553		16:28'29.619
2	23.129	26.899	17.652	25.797	1'33.477	274,1	16:30'03.096
3	22.820	27.455	17.790	25.809	1'33.874	274,8	16:31'36.970
4	22.705	26.850	17.639	25.837	1'33.031	276,9	16:33'10.001
5	22.536	26.950	17.712	25.892	1'33.090	279,8	16:34'43.091
6	22.937	27.255	17.624	26.366	1'34.182	288,8	16:36'17.273
7	22.723	26.834	17.726	26.342	1'33.625	281,3	16:37'50.898
8	22.647	27.242	17.684	26.002	1'33.575	268,7	16:39'24.473
9	22.832	26.844	17.816	25.868	1'33.360	279,1	16:40'57.833
Race Time 14'09.767							

18° 21 T. TOPARIS [1'33.164]							
Lap	Seg1	Seg2	Seg3	Seg4	Lap Time	km/h	Local Time
1		28.050	17.889	26.326	1'42.185		16:28'30.251
2	22.786	27.254	17.799	26.121	1'33.960	279,8	16:30'04.211
3	23.012	28.439	17.809	26.180	1'35.440	274,1	16:31'39.651
4	22.562	27.093	17.823	26.194	1'33.672	274,8	16:33'13.323
5	22.650	27.177	17.821	26.267	1'33.915	272,7	16:34'47.238
6	22.535	27.187	17.905	26.278	1'33.905	271,4	16:36'21.143
7	22.667	27.065	17.842	26.366	1'33.940	274,8	16:37'55.083
8	22.590	27.044	17.771	26.195	1'33.600	272,0	16:39'28.683
9	22.403	26.838	17.743	26.180	1'33.164	274,1	16:41'01.847
Race Time 14'13.781							

14° 66 N. TUULI [1'32.906]							
Lap	Seg1	Seg2	Seg3	Seg4	Lap Time	km/h	Local Time
1		28.079	17.820	26.304	1'42.453		16:28'30.519
2	23.070	27.347	17.745	25.913	1'34.075	279,1	16:30'04.594
3	22.801	26.958	17.649	25.846	1'33.254	275,5	16:31'37.848
4	22.736	26.880	17.721	25.987	1'33.324	275,5	16:33'11.172
5	22.458	26.854	17.635	25.959	1'32.906	270,0	16:34'44.078
6	22.942	27.441	17.700	26.100	1'34.183	270,0	16:36'18.261
7	22.514	27.228	17.639	25.905	1'33.286	271,4	16:37'51.547
8	22.691	26.976	17.736	25.924	1'33.327	281,3	16:39'24.874
9	22.574	26.953	17.716	26.004	1'33.247	279,8	16:40'58.121
Race Time 14'10.055							

19° 50 O. VOSTATEK [1'33.443]							
Lap	Seg1	Seg2	Seg3	Seg4	Lap Time	km/h	Local Time
1		27.912	17.919	26.590	1'42.960		16:28'31.026
2	23.219	27.131	17.710	26.108	1'34.168	282,0	16:30'05.194
3	22.894	27.471	17.827	26.254	1'34.446	279,1	16:31'39.640
4	22.960	27.098	17.693	26.161	1'33.912	271,4	16:33'13.552
5	22.883	27.087	17.775	26.128	1'33.873	280,5	16:34'47.425
6	22.895	27.257	17.712	26.089	1'33.953	270,7	16:36'21.378
7	22.741	27.143	17.857	26.214	1'33.955	278,4	16:37'55.333
8	22.634	27.033	17.706	26.070	1'33.443	280,5	16:39'28.776
9	22.712	27.094	17.726	26.162	1'33.694	274,8	16:41'02.470
Race Time 14'14.404							

15° 51 A. SARMOON [1'33.110]							
Lap	Seg1	Seg2	Seg3	Seg4	Lap Time	km/h	Local Time
1		27.711	17.823	26.250	1'42.232		16:28'30.298
2	23.022	27.205	17.735	25.973	1'33.935	276,9	16:30'04.233
3	23.027	27.356	17.618	26.108	1'34.109	270,7	16:31'38.342
4	22.765	26.932	17.689	25.965	1'33.351	274,1	16:33'11.693
5	22.598	26.863	17.652	25.997	1'33.110	273,4	16:34'44.803
6	22.615	27.263	17.745	26.058	1'33.681	272,0	16:36'18.484
7	22.520	27.327	18.144	26.034	1'34.025	274,8	16:37'52.509
8	22.529	27.273	17.809	25.944	1'33.555	273,4	16:39'26.064
9	22.345	26.949	17.877	26.151	1'33.322	276,2	16:40'59.386
Race Time 14'11.320							

20° 28 G. VAN STRAALLEN [1'33.187]							
Lap	Seg1	Seg2	Seg3	Seg4	Lap Time	km/h	Local Time
1		28.273	18.096	26.048	1'43.127		16:28'31.193
2	23.409	29.514	17.725	25.802	1'36.450	282,7	16:30'07.643
3	23.002	27.147	17.971	26.637	1'34.757	276,9	16:31'42.400
4	22.956	27.119	18.014	26.027	1'34.116	271,4	16:33'16.516
5	22.900	26.846	17.805	26.095	1'33.646	268,0	16:34'50.162
6	22.649	27.004	17.702	26.054	1'33.409	268,0	16:36'23.571
7	22.669	27.016	17.753	26.045	1'33.483	268,7	16:37'57.054
8	22.521	26.892	17.651	26.123	1'33.187	270,7	16:39'30.241
9	22.429	26.926	17.767	26.201	1'33.323	271,4	16:41'03.564
Race Time 14'15.498							

16° 61 C. ONCLU [1'33.074]							
Lap	Seg1	Seg2	Seg3	Seg4	Lap Time	km/h	Local Time
1		27.645	17.918	25.982	1'41.616		16:28'29.682
2	22.922	26.797	17.669	25.686	1'33.074	281,3	16:30'02.756
3	22.873	26.662	17.861	25.866	1'33.262	281,3	16:31'36.018
4	22.699	26.791	17.794	25.944	1'33.228	278,4	16:33'09.246

21° 27 K. TOBA [1'33.705]							
Lap	Seg1	Seg2	Seg3	Seg4	Lap Time	km/h	Local Time
1		28.484	17.887	25.954	1'43.334		16:28'31.400
2	23.265	27.514	17.854	26.266	1'34.899	275,5	16:30'06.299
3	22.801	27.408	17.883	26.263	1'34.355	272,7	16:31'40.654
4	22.824	27.174	17.717	26.150	1'33.865	274,1	16:33'14.519
5	22.551	27.095	17.807	26.281	1'33.734	275,5	16:34'48.253
6	22.514	27.111	17.901	26.225	1'33.751	273,4	16:36'22.004

25/02/2024

P = Pits In/Out - C = Lap Time Cancelled

These data/results cannot be reproduced, stored and/or transmitted in whole or in part by any manner of electronic, mechanical, photocopying, recording, broadcasting or otherwise now known or herein after developed without the previous express consent by the copyright owner, except for reproduction in daily press and regular printed publications on sale to the public within 60 days of the event related to those data/results and always provided that copyright symbol appears together as follows below.

© DORNA WSBK ORGANIZATION Srl 2024



Grand Ridge Brewery Australian Round, 23-25 February 2024
Chronological Analysis Race 2

Start at 16:26'48.066

7	22.458	27.126	18.007	26.199	1'33.790	274,1	16:37'55.794
8	22.497	27.267	17.803	26.138	1'33.705	275,5	16:39'29.499
9	22.536	27.073	18.096	26.396	1'34.101	274,1	16:41'03.600

Race Time 14'15.534

3 / 3

22° 39 K. KEANKUM [1'34.632]							
Lap	Seg.1	Seg.2	Seg.3	Seg.4	Lap Time	km/h	Local Time
1		28.487	18.180	26.363	1'43.950		16:28'32.016
2	23.431	27.497	17.920	26.559	1'35.407	270,0	16:30'07.423
3	22.990	27.268	18.041	26.995	1'35.294	270,0	16:31'42.717
4	23.005	27.238	18.114	26.275	1'34.632	269,3	16:33'17.349
5	23.002	27.271	17.909	26.595	1'34.777	274,1	16:34'52.126
6	23.345	27.500	18.250	26.429	1'35.524	269,3	16:36'27.650
7	23.235	27.452	18.187	26.715	1'35.589	270,7	16:38'03.239
8	23.058	27.471	18.205	26.645	1'35.379	269,3	16:39'38.618
9	22.956	27.376	18.154	26.614	1'35.100	263,4	16:41'13.718

Race Time 14'25.652

23° 89 K. BIN PAWI [1'34.831]							
Lap	Seg.1	Seg.2	Seg.3	Seg.4	Lap Time	km/h	Local Time
1		28.157	18.202	26.428	1'44.481		16:28'32.547
2	23.492	27.489	17.919	26.223	1'35.123	274,1	16:30'07.670
3	23.062	27.513	18.045	26.482	1'35.102	274,1	16:31'42.772
4	22.783	27.663	18.096	26.317	1'34.859	274,1	16:33'17.631
5	22.992	27.367	18.011	26.461	1'34.831	274,1	16:34'52.462
6	23.175	27.521	18.334	26.407	1'35.437	274,1	16:36'27.899
7	23.125	27.624	18.180	26.612	1'35.541	274,1	16:38'03.440
8	22.941	27.552	18.213	26.725	1'35.431	274,1	16:39'38.871
9	22.987	27.470	18.040	26.511	1'35.008	270,0	16:41'13.879

Race Time 14'25.813

24° 78 H. OKUBO [1'34.780]							
Lap	Seg.1	Seg.2	Seg.3	Seg.4	Lap Time	km/h	Local Time
1		28.289	18.023	26.163	1'43.070		16:28'31.136
2	23.702	27.674	18.028	26.374	1'35.778	281,3	16:30'06.914
3	23.256	27.301	17.899	26.324	1'34.780	271,4	16:31'41.694
4	23.117	27.605	18.352	26.417	1'35.491	270,0	16:33'17.185
5	22.972	27.167	18.117	26.689	1'34.945	270,0	16:34'52.130
6	23.204	27.469	18.199	26.540	1'35.412	270,7	16:36'27.542
7	23.222	27.376	18.181	26.765	1'35.544	267,3	16:38'03.086
8	23.082	27.453	18.263	28.319	1'37.117	266,7	16:39'40.203
9	23.092	27.307	18.160	26.531	1'35.090	268,7	16:41'15.293

Race Time 14'27.227

25° 25 M. BRENNER [1'36.312]							
Lap	Seg.1	Seg.2	Seg.3	Seg.4	Lap Time	km/h	Local Time
1		28.606	18.248	26.367	1'44.760		16:28'32.826
2	24.289	27.790	18.098	26.749	1'36.926	279,8	16:30'09.752
3	24.388	27.786	18.118	26.464	1'36.756	270,7	16:31'46.508
4	24.382	27.815	18.238	26.763	1'37.198	270,7	16:33'23.706
5	23.976	27.580	18.233	26.769	1'36.558	268,7	16:35'00.264
6	23.580	27.675	18.304	26.764	1'36.323	267,3	16:36'36.587
7	23.870	27.547	18.275	26.851	1'36.543	267,3	16:38'13.130
8	23.771	27.540	18.287	26.714	1'36.312	268,7	16:39'49.442
9	23.889	27.729	18.344	26.852	1'36.814	268,7	16:41'26.256

Race Time 14'38.190

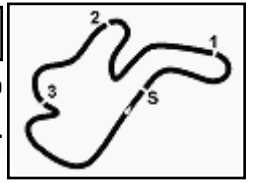
RET 62 S. MANZI [1'31.894]							
Lap	Seg.1	Seg.2	Seg.3	Seg.4	Lap Time	km/h	Local Time
1		27.107	17.558	25.774	1'38.896		16:28'26.962
2	22.484	26.902	17.551	25.808	1'32.745	278,4	16:29'59.707
3	22.448	26.741	17.421	25.833	1'32.443	277,6	16:31'32.150
4	22.275	26.616	17.449	25.623	1'31.963	276,9	16:33'04.113
5	22.198	26.644	17.400	25.652	1'31.894	280,5	16:34'36.007
6	22.057	35.953	17.448	25.722	1'41.180	279,8	16:36'17.187

Race Time 9'29.121

25/02/2024 P = Pits In/Out - C = Lap Time Cancelled

These data/results cannot be reproduced, stored and/or transmitted in whole or in part by any manner of electronic, mechanical, photocopying, recording, broadcasting or otherwise now known or herein after developed without the previous express consent by the copyright owner, except for reproduction in daily press and regular printed publications on sale to the public within 60 days of the event related to those data/results and always provided that copyright symbol appears together as follows below.

© DORNA WSBK ORGANIZATION Srl 2024



Grand Ridge Brewery Australian Round, 23-25 February 2024
Best Laps & Speeds

No.	Rider Bike	Nat	Best Lap		FP		SP		WUP1		RC1		WUP2		RC2	
			LL	SPD	LL	SPD	LL	SPD	LL	SPD	LL	SPD	LL	SPD	LL	SPD
1	62 S. MANZI Yamaha YZF R6	ITA	1'31.249 65 282,0		1'31.939 15 275,5		1'32.005 14 274,1		1'31.249 6 270,7		1'31.627 18 273,4		1'31.815 6 282,0		1'31.894 6 280,5	
2	55 Y. MONTELLA Ducati Panigale V2	ITA	1'31.271 70 281,3		1'32.278 19 272,7		1'31.566 12 273,4		1'32.190 6 270,7		1'31.271 18 272,7		1'32.642 6 281,3		1'31.673 9 272,0	
3	99 A. HUERTAS Ducati Panigale V2	ESP	1'31.407 38 292,7		1'32.259 14 279,1		1'31.407 8 280,5						1'31.781 7 292,7		1'31.759 9 287,2	
4	23 M. SCHROETTER MV Agusta F3 800 RR	GER	1'31.530 66 282,7		1'32.028 14 269,3		1'31.822 14 272,0		1'32.780 5 267,3		1'31.587 18 277,6		1'32.020 6 282,7		1'31.530 9 274,8	
5	53 V. DEBISE Yamaha YZF R6	FRA	1'31.656 57 283,5		1'32.896 16 275,5		1'32.041 9 275,5		1'32.172 7 276,2		1'31.656 9 280,5		1'33.064 7 283,5		1'32.345 9 280,5	
6	64 F. CARICASULO MV Agusta F3 800 RR	ITA	1'31.754 62 289,5		1'32.837 11 271,4		1'32.370 10 273,4		1'32.439 7 276,9		1'31.754 18 282,7		1'32.658 7 289,5		1'32.157 9	
7	54 B. SOFUOGLU MV Agusta F3 800 RR	TUR	1'32.012 66 285,7		1'32.321 17 272,7		1'32.219 8 272,0		1'32.012 7 280,5		1'32.063 18 280,5		1'33.242 7 285,7		1'32.227 9 281,3	
8	17 J. MCPHEE Triumph Street Triple RS 765	GBR	1'32.099 61 287,2		1'33.637 10 276,9		1'34.172 10 282,7		1'33.048 7 276,9		1'32.099 18 282,7		1'32.891 7 287,2		1'32.396 9 283,5	
9	69 T. BOOTH-AMOS Triumph Street Triple RS 765	GBR	1'32.141 54 288,8		1'33.186 14 279,1		1'32.587 12 273,4		1'32.644 7 277,6		1'32.141 6 285,7		1'33.572 6 282,7		1'33.031 9 288,8	
10	94 L. MAHIAS Yamaha YZF R6	FRA	1'32.151 66 285,0		1'32.405 16 270,7		1'32.151 12 274,1		1'32.492 4 271,4		1'32.236 18 274,1		1'32.680 7 285,0		1'32.287 9 276,9	
11	32 D. BAYLISS Ducati Panigale V2	AUS	1'32.217 53 282,0				1'33.322 13 271,4		1'32.774 7 271,4		1'32.217 18 277,6		1'33.009 6 281,3		1'32.906 9 282,0	
12	9 J. NAVARRO Triumph Street Triple RS 765	ESP	1'32.303 66 285,7		1'32.798 14 272,0		1'32.515 12 274,8		1'32.635 6 274,8		1'32.303 18 278,4		1'32.850 7 283,5		1'32.987 9 285,7	
13	66 N. TUULI Ducati Panigale V2	FIN	1'32.432 65 282,7		1'33.346 13 268,0		1'32.542 13 270,0		1'32.800 6 282,7		1'32.432 17 276,2		1'32.853 7 281,3		1'32.906 9 281,3	
14	7 L. BALDASSARRI Ducati Panigale V2	ITA	1'32.434 66 284,2		1'32.984 16 272,7		1'33.136 17 273,4		1'32.777 7 271,4		1'32.434 10 278,4		1'32.675 7 284,2		1'33.144 9 279,8	
15	61 C. ONCU Kawasaki ZX-6R	TUR	1'32.566 50 291,1		1'32.974 16 277,6		1'32.887 13 274,8		1'32.566 6 272,7				1'32.789 6 291,1		1'33.074 9 284,2	
16	28 G. VAN STRAALLEN Yamaha YZF R6	NED	1'32.735 59 285,0		1'32.895 17 270,7		1'33.510 6 275,5		1'32.735 7 270,7		1'32.954 13 272,7		1'33.483 7 285,0		1'33.187 9 282,7	
17	72 Y. RUIZ Yamaha YZF R6	ESP	1'32.800 70 283,5		1'33.532 14 268,0		1'33.066 15 270,0		1'33.621 7 273,4		1'32.907 18 280,5		1'33.210 7 283,5		1'32.800 9 282,7	
18	5 N. ANTONELLI Ducati Panigale V2	ITA	1'32.887 48 282,7		1'33.392 15 270,0				1'33.096 7 278,4		1'33.272 10 275,5		1'32.992 7 282,7		1'32.887 9 279,8	
19	21 T. TOPARIS Yamaha YZF R6	AUS	1'33.054 72 294,3		1'34.241 16 273,4		1'33.336 15 279,1		1'33.372 7 276,2		1'33.054 18 282,0		1'33.648 7 294,3		1'33.164 9 279,8	
20	51 A. SARMOON Yamaha YZF R6	THA	1'33.110 68 276,9		1'33.128 16 270,0		1'34.087 13 274,8		1'34.324 6 275,5		1'33.364 18 274,1		1'34.404 6 276,9		1'33.110 9 276,9	
21	25 M. BRENNER Kawasaki ZX-6R	SUI	1'33.324 68 286,5		1'33.629 17 276,2		1'33.682 14 276,9		1'33.324 7 272,7		1'33.365 18 281,3		1'33.726 3 286,5		1'36.312 9 279,8	
22	50 D. VOSTATEK Triumph Street Triple RS 765	CZE	1'33.443 70 282,0		1'34.250 16 277,6		1'33.903 13 274,8		1'33.488 7 275,5		1'33.683 18 279,8		1'33.486 7 282,0		1'33.443 9 282,0	
23	27 K. TOBA Honda CBR600RR	JPN	1'33.628 65 278,4		1'35.315 13 272,0		1'34.502 15 274,8		1'34.327 7 276,2		1'33.628 14 276,9		1'34.249 7 278,4		1'33.705 9 275,5	
24	89 K. BIN PAWI Honda CBR600RR	MAS	1'33.943 70 277,6		1'35.474 15 272,0		1'35.518 14 270,0		1'33.943 7 272,0		1'34.100 18 274,1		1'34.687 7 277,6		1'34.831 9 274,1	
25	78 H. OKUBO Kawasaki ZX-6R	JPN	1'34.243 31 281,3				1'35.381 9 270,0				1'34.243 6 270,7		1'34.596 7 280,5		1'34.780 9 281,3	

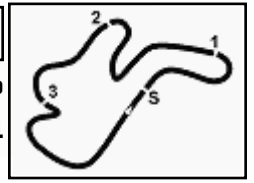
25/02/2024

These data/results cannot be reproduced, stored and/or transmitted in whole or in part by any manner of electronic, mechanical, photocopying, recording, broadcasting or otherwise now known or herein after developed without the previous express consent by the copyright owner, except for reproduction in daily press and regular printed publications on sale to the public within 60 days of the event related to those data/results and always provided that copyright symbol appears together as follows below.

© DORNA WSBK ORGANIZATION Srl 2024

FICR PERUGIA TIMING





Phillip Island 4.445 m

Grand Ridge Brewery Australian Round, 23-25 February 2024
Best Laps & Speeds

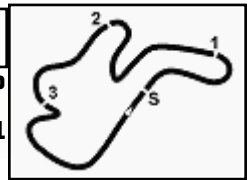
2 / 2

No.	Rider	Nat	Best Lap		FP		SP		WUP1		RC1		WUP2		RC2	
			LL	SPD	LL	SPD	LL	SPD	LL	SPD	LL	SPD	LL	SPD	LL	SPD
26	39 K. KEANKUM	THA	1'34.386		1'35.160		1'34.907		1'34.386		1'34.428		1'35.617		1'34.632	
	Yamaha YZF R6		66	274,1	15	268,7	16	270,0	2	272,7	18	266,7	6	273,4	9	274,1

25/02/2024

These data/results cannot be reproduced, stored and/or transmitted in whole or in part by any manner of electronic, mechanical, photocopying, recording, broadcasting or otherwise now known or herein after developed without the previous express consent by the copyright owner, except for reproduction in daily press and regular printed publications on sale to the public within 60 days of the event related to those data/results and always provided that copyright symbol appears together as follows below.

© DORNA WSBK ORGANIZATION Srl 2024



Phillip Island 4.445 m

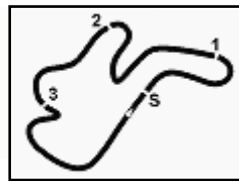
Grand Ridge Brewery Australian Round, 23–25 February 2024
Fastest Laps Race 2

	No.	Rider	Nat	Team	Bike	Lap	Time	Gap
1	23	M. SCHROETTER	GER	MV Agusta Reparto Corse	MV Agusta F3 800 RR	6	1'31.530	
2	55	Y. MONTELLA	ITA	Barni Spark Racing Team	Ducati Panigale V2	7	1'31.673	0.143
3	99	A. HUERTAS	ESP	Aruba.it Racing WorldSSP Team	Ducati Panigale V2	5	1'31.759	0.229
4	62	S. MANZI	ITA	Pata Yamaha Ten Kate Racing	Yamaha YZF R6	5	1'31.894	0.364
5	64	F. CARICASULO	ITA	Motozoo ME AIR Racing	MV Agusta F3 800 RR	5	1'32.157	0.627
6	54	B. SOFUOGLU	TUR	MV Agusta Reparto Corse	MV Agusta F3 800 RR	4	1'32.227	0.697
7	94	L. MAHIAS	FRA	GMT94 Yamaha	Yamaha YZF R6	5	1'32.287	0.757
8	53	V. DEBISE	FRA	Evan Bros. WorldSSP Yamaha Team	Yamaha YZF R6	9	1'32.345	0.815
9	17	J. MCPHEE	GBR	WRP-RT Motorsport by SKM-Triumph	Triumph Street Triple RS 765	3	1'32.396	0.866
10	72	Y. RUIZ	ESP	VFT Racing Yamaha	Yamaha YZF R6	9	1'32.800	1.270
11	5	N. ANTONELLI	ITA	Ecosantagata Althea Racing Team	Ducati Panigale V2	9	1'32.887	1.357
12	66	N. TUULI	FIN	EAB Racing Team	Ducati Panigale V2	5	1'32.906	1.376
13	32	O. BAYLISS	AUS	D34G Racing WorldSSP Team	Ducati Panigale V2	9	1'32.906	1.376
14	9	J. NAVARRO	ESP	WRP-RT Motorsport by SKM-Triumph	Triumph Street Triple RS 765	4	1'32.987	1.457
15	69	T. BOOTH-AMOS	GBR	PTR Triumph	Triumph Street Triple RS 765	4	1'33.031	1.501
16	61	C. ONCU	TUR	Kawasaki Puccetti Racing	Kawasaki ZX-6R	2	1'33.074	1.544
17	51	A. SARMOON	THA	Yamaha Thailand Racing Team	Yamaha YZF R6	5	1'33.110	1.580
18	7	L. BALDASSARRI	ITA	Orelac Racing Verdnature	Ducati Panigale V2	3	1'33.144	1.614
19	21	T. TOPARIS	AUS	Stop & Seal Racing	Yamaha YZF R6	9	1'33.164	1.634
20	28	G. VAN STRAALEN	NED	Pata Yamaha Ten Kate Racing	Yamaha YZF R6	8	1'33.187	1.657
21	50	O. VOSTATEK	CZE	PTR Triumph	Triumph Street Triple RS 765	8	1'33.443	1.913
22	27	K. TOBA	JPN	Petronas MIE Racing Honda	Honda CBR600RR	8	1'33.705	2.175
23	39	K. KEANKUM	THA	Yamaha Thailand Racing Team	Yamaha YZF R6	4	1'34.632	3.102
24	78	H. OKUBO	JPN	Vince64 Racing Team by Puccetti	Kawasaki ZX-6R	3	1'34.780	3.250
25	89	K. BIN PAWI	MAS	Petronas MIE Racing Honda	Honda CBR600RR	5	1'34.831	3.301
26	25	M. BRENNER	SUI	VIAMO Racing by MTM	Kawasaki ZX-6R	8	1'36.312	4.782

25/02/2024

These data/results cannot be reproduced, stored and/or transmitted in whole or in part by any manner of electronic, mechanical, photocopying, recording, broadcasting or otherwise now known or herein after developed without the previous express consent by the copyright owner, except for reproduction in daily press and regular printed publications on sale to the public within 60 days of the event related to those data/results and always provided that copyright symbol appears together as follows below.

© DORNA WSBK ORGANIZATION Srl 2024

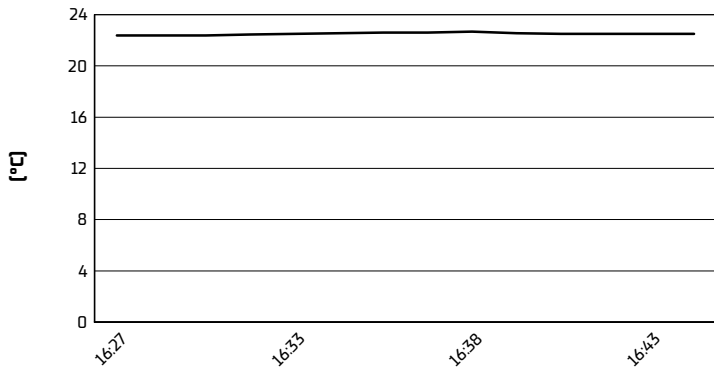


Phillip Island 4.445 m

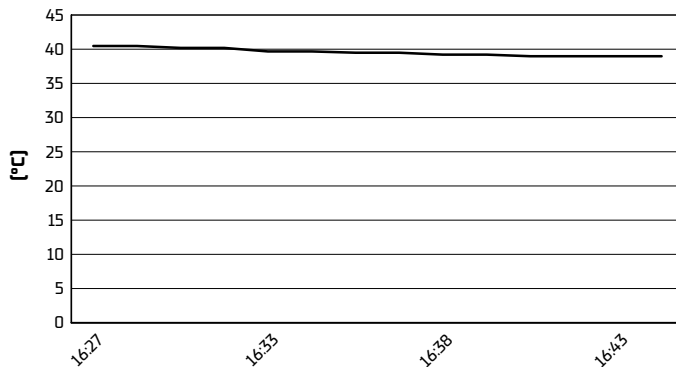
Grand Ridge Brewery Australian Round, 23-25 February 2024
Weather Report Race 2

Session started 16:27 - Session ended 16:45


Air Temperature



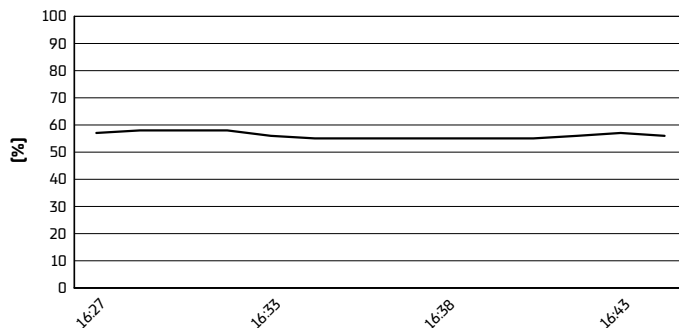
Track Temperature



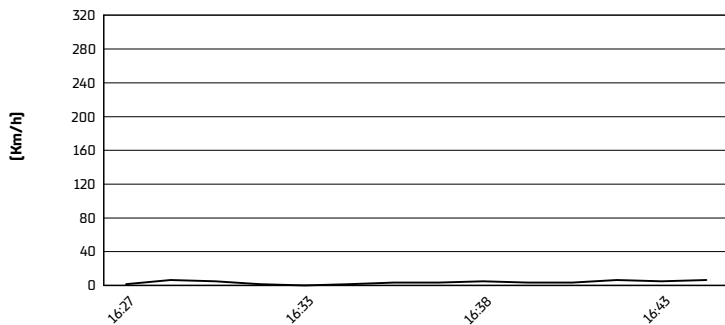
Air Pressure



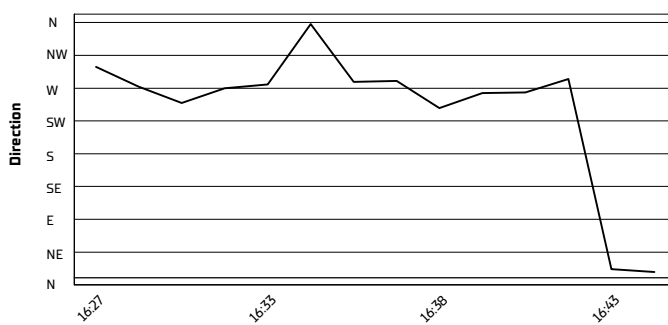
Humidity



Wind Speed



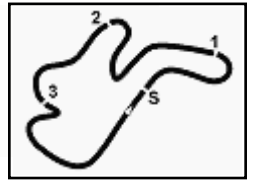
Wind Direction



25/02/2024

These data/results cannot be reproduced, stored and/or transmitted in whole or in part by any manner of electronic, mechanical, photocopying, recording, broadcasting or otherwise now known or herein after developed without the previous express consent by the copyright owner, except for reproduction in daily press and regular printed publications on sale to the public within 60 days of the event related to those data/results and always provided that copyright symbol appears together as follows below.

© DORNA WSBK ORGANIZATION Srl 2024



Phillip Island 4.445 m

Grand Ridge Brewery Australian Round, 23–25 February 2024
Riders Performance

	Points	Points From First	Points From Previous	February 25	March 24	April 21	June 16	July 14	July 21	August 11	August 25	September 8	September 22	September 29	October 20				
				PHILLIP ISLAND	BARCELONA	ASSEN	MISANO	DONINGTON PARK	MOST	PORTIMAO	BALATON PARK	MAGNY-COURS	CREMONA CIRCUIT	ARAGON	JEREZ	SP 1	SP 2	SP 1	SP 2
1	MONTELLA	50		2 1 1															
2	SCHROETTER	36	14	3 3 2															
3	CARICASULO	26	24	10	8 4 4														
4	SOFUOGLU	20	30	6	7 6 6														
5	MANZI	20	30	0	4 2 Rt														
6	BAYLISS	17	33	3	15 5 10														
7	MAHIAS	16	34	1	6 9 7														
8	MCPHEE	16	34	0	21 8 8														
9	HUERTAS	16	34	0	1 Rt 3														
10	NAVARRO	13	37	3	9 7 12														
11	DEBISE	11	39	2	5 Rt 5														
12	RUIZ	10	40	1	13 11 11														
13	BALDASSARRI	7	43	3	14 Rt 9														
14	TOPARIS	6	44	1	16 10 18														
15	SARMOON	5	45	1	20 12 15														
16	BRENNER	3	47	2	18 13 25														
17	BOOTH-AMOS	3	47	0	11 Rt 13														
18	VOSTATEK	2	48	1	19 14 19														
19	TUULI	2	48	0	10 17 14														
20	BIN PAWI	1	49	1	25 15 23														

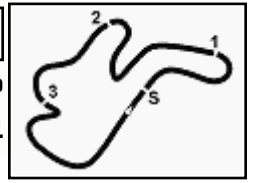
SP = Superpole - 1 = Race 1 - 2 = Race 2

Ns = Did Not Start - Rt = Retired - Ex = Excluded

25/02/2024

These data/results cannot be reproduced, stored and/or transmitted in whole or in part by any manner of electronic, mechanical, photocopying, recording, broadcasting or otherwise now known or herein after developed without the previous express consent by the copyright owner, except for reproduction in daily press and regular printed publications on sale to the public within 60 days of the event related to those data/results and always provided that copyright symbol appears together as follows below.

© DORNA WSBK ORGANIZATION Srl 2024



Phillip Island 4.445 m

Grand Ridge Brewery Australian Round, 23–25 February 2024
Race Winners

	2021	2022	2023	2024
01 Phillip Island		RC1: Montella Y. (ITA) KAW RC2: Aegerter D. (SUI) YAM	RC1: Bulega N. (ITA) DUC RC2: Bulega N. (ITA) DUC	RC1: Montella Y. (ITA) DUC RC2: Montella Y. (ITA) DUC
02 Barcelona	RC1: Krummenacher R. (SUI) YAM RC2: Gonzalez M. (ESP) YAM	RC1: Aegerter D. (SUI) YAM RC2: Aegerter D. (SUI) YAM	RC1: Bulega N. (ITA) DUC RC2: Sofuoglu B. (TUR) MVA	
03 Assen	RC1: Aegerter D. (SUI) YAM RC2: Aegerter D. (SUI) YAM	RC1: Aegerter D. (SUI) YAM RC2: Aegerter D. (SUI) YAM	RC1: Bulega N. (ITA) DUC RC2: Bulega N. (ITA) DUC	
04 Misano	RC1: Aegerter D. (SUI) YAM RC2: Aegerter D. (SUI) YAM	RC1: Aegerter D. (SUI) YAM RC2: Aegerter D. (SUI) YAM	RC1: Bulega N. (ITA) DUC RC2: Manzi S. (ITA) YAM	
05 Donington		RC1: Aegerter D. (SUI) YAM RC2: Aegerter D. (SUI) YAM	RC1: Bulega N. (ITA) DUC RC2: Bulega N. (ITA) DUC	
06 Most	RC1: Odendaal S. (RSA) YAM RC2: Aegerter D. (SUI) YAM	RC1: Baldassarri L. (ITA) YAM RC2: Baldassarri L. (ITA) YAM	RC1: Bulega N. (ITA) DUC RC2: Mackenzie T. (GBR) HON	
07 Portimao	RC1: Cluzel J. (FRA) YAM RC2: Odendaal S. (RSA) YAM	RC1: Manzi S. (ITA) TRI RC2: Aegerter D. (SUI) YAM	RC1: Bulega N. (ITA) DUC RC2: Manzi S. (ITA) YAM	
08 Balaton				
09 Magny-Cours	RC1: Aegerter D. (SUI) YAM RC2: Gonzalez M. (ESP) YAM	RC1: Baldassarri L. (ITA) YAM RC2: Aegerter D. (SUI) YAM	RC1: Bulega N. (ITA) DUC RC2: Bulega N. (ITA) DUC	
10 Cremona				
11 Aragon	RC1: Odendaal S. (RSA) YAM RC2: Odendaal S. (RSA) YAM	RC1: Baldassarri L. (ITA) YAM RC2: Aegerter D. (SUI) YAM	RC1: Bulega N. (ITA) DUC RC2: Bulega N. (ITA) DUC	
12 Jerez	Aegerter D. (SUI) YAM		RC1: Bulega N. (ITA) DUC RC2: Bulega N. (ITA) DUC	

2024

2 Y. Montella

ALL TIMES

43 K. Sofuoglu	6 S. Chambon	3 I. MacPherson	1 L. Lanzi	1 L. Zanetti
27 D. Aegerter	6 C. Davies	3 Y. Montella	1 T. Mackenzie	1 W. Zeelenberg
24 J. Cluzel	6 K. Fujiwara	3 J. Rea	1 S. Morais	
16 N. Bulega	6 B. Parkes	3 L. Scassa	1 G. Nannelli	
16 F. Foret	6 J. Teuchert	3 K. Smith	1 C. Oncu	
12 S. Charpentier	6 M. van der Mark	2 J. Brookes	1 M. Pirro	
12 E. Laverty	5 C. Crutchlow	2 S. Cortese	1 G. Rea	
12 A. Locatelli	5 S. Manzi	2 M. Gonzalez	1 P. Riba	
11 K. Muggeridge	5 S. Odendaal	2 P. Jacobsen	1 M. Roccoli	
9 L. Mahias	4 L. Baldassarri	2 N. Tuuli	1 R. Rolfo	
8 S. Lowes	4 K. Curtain	2 A. West	1 B. Sofuoglu	
7 F. Caricasulo	4 C. Vermeulen	2 R. Xaus	1 Y. Tiberio	
7 R. Krummenacher	4 J. Whitham	1 A. Badovini	1 J. Vd Goorbergh	
7 A. Pitt	3 C. Kellner	1 P. Bontempi	1 A. Verdoia	
6 P. Casoli	3 J. Lascorz	1 R. De Rosa	1 R. Wilairot	

25/02/2024

These data/results cannot be reproduced, stored and/or transmitted in whole or in part by any manner of electronic, mechanical, photocopying, recording, broadcasting or otherwise now known or herein after developed without the previous express consent by the copyright owner, except for reproduction in daily press and regular printed publications on sale to the public within 60 days of the event related to those data/results and always provided that copyright symbol appears together as follows below.

© DORNA WSBK ORGANIZATION Srl 2024