

Grand Ridge Brewery Australian Round, 23-25 February 2024
Results Tissot Superpole

No.	Rider	Nat	Team	Bike	Time	Gap	Rel.	Laps	Speed	
									Avg	Max
1	99 A. HUERTAS	ESP	Aruba.it Racing WorldSSP Team	Ducati Panigale V2	1'31.407			8	175,063	280,5
2	55 Y. MONTELLA	ITA	Barni Spark Racing Team	Ducati Panigale V2	1'31.566	0.159	0.159	12	174,759	273,4
3	23 M. SCHROETTER	GER	MV Agusta Reparto Corse	MV Agusta F3 800 RR	1'31.822	0.415	0.256	14	174,272	272,0
4	62 S. MANZI	ITA	Pata Yamaha Ten Kate Racing	Yamaha YZF R6	1'32.005	0.598	0.183	14	173,925	274,1
5	53 V. DEBISE	FRA	Evan Bros. WorldSSP Yamaha Team	Yamaha YZF R6	1'32.041	0.634	0.036	9	173,857	275,5
6	94 L. MAHIAS	FRA	GMT94 Yamaha	Yamaha YZF R6	1'32.151	0.744	0.110	12	173,650	274,1
7	54 B. SOFUOGLU	TUR	MV Agusta Reparto Corse	MV Agusta F3 800 RR	1'32.219	0.812	0.068	8	173,522	272,0
8	64 F. CARICASULO	ITA	Motozoo ME AIR Racing	MV Agusta F3 800 RR	1'32.370	0.963	0.151	10	173,238	273,4
9	9 J. NAVARRO	ESP	WRP-RT Motorsport by SKM-Triumph	Triumph Street Triple RS 765	1'32.515	1.108	0.145	12	172,967	274,8
10	66 N. TUULI	FIN	EAB Racing Team	Ducati Panigale V2	1'32.542	1.135	0.027	13	172,916	270,0
11	69 T. BOOTH-AMOS	GBR	PTR Triumph	Triumph Street Triple RS 765	1'32.587	1.180	0.045	12	172,832	273,4
12	61 C. ONCU	TUR	Kawasaki Puccetti Racing	Kawasaki ZX-6R	1'32.887	1.480	0.300	13	172,274	274,8
13	72 Y. RUIZ	ESP	VFT Racing Yamaha	Yamaha YZF R6	1'33.066	1.659	0.179	15	171,942	270,0
14	7 L. BALDASSARRI	ITA	Orelac Racing Verdatura	Ducati Panigale V2	1'33.136	1.729	0.070	17	171,813	273,4
15	32 O. BAYLISS	AUS	D34G Racing WorldSSP Team	Ducati Panigale V2	1'33.322	1.915	0.186	13	171,471	271,4
16	51 T. TOPARIS	AUS	Stop & Seal Racing	Yamaha YZF R6	1'33.336	1.929	0.014	15	171,445	279,1
17	28 G. VAN STRAALLEN	NED	Pata Yamaha Ten Kate Racing	Yamaha YZF R6	1'33.510	2.103	0.174	6	171,126	275,5
18	25 M. BRENNER	SUI	VIAMO Racing by MTM	Kawasaki ZX-6R	1'33.682	2.275	0.172	14	170,812	276,9
19	50 O. VOSTATEK	CZE	PTR Triumph	Triumph Street Triple RS 765	1'33.903	2.496	0.221	13	170,410	274,8
20	51 A. SARMOON	THA	Yamaha Thailand Racing Team	Yamaha YZF R6	1'34.087	2.680	0.184	13	170,077	274,8
21	17 J. MCPHEE	GBR	WRP-RT Motorsport by SKM-Triumph	Triumph Street Triple RS 765	1'34.172	2.765	0.085	10	169,923	282,7
22	27 K. TOBA	JPN	Petronas MIE Racing Honda	Honda CBR600RR	1'34.502	3.095	0.330	15	169,330	274,8
23	39 K. KEANKUM	THA	Yamaha Thailand Racing Team	Yamaha YZF R6	1'34.907	3.500	0.405	16	168,607	270,0
24	78 H. OKUBO	JPN	Vince64 Racing Team by Puccetti	Kawasaki ZX-6R	1'35.381	3.974	0.474	9	167,769	270,0
25	89 K. BIN PAWI	MAS	Petronas MIE Racing Honda	Honda CBR600RR	1'35.518	4.111	0.137	14	167,529	270,0
----- Not Qualified -----										
NQ	5 N. ANTONELLI	ITA	Ecosantagata Althea Racing Team	Ducati Panigale V2				3		268,0

Qualifying Lap Time (105% of 1'31.407): **1'35.978**

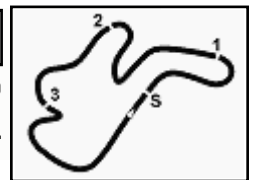
AIR	Humidity:	71%	Temp:	17°C
TRACK	Condition:	Dry	Temp:	31°C

Records	Pole	(SP)	2020	A.Locatelli	1'32.176	173,600	Km/h
	Race	(RC)	2018	S.Cortese	1'33.072	171,930	Km/h
	All Times	(FP)	2024	S.Manzi	1'31.939	174,050	Km/h

Start 14:55 End 15:40 The results are provisional until the end of the time limit for protests and appeals and the completion of the technical checks.

These data/results cannot be reproduced, stored and/or transmitted in whole or in part by any manner of electronic, mechanical, photocopying, recording, broadcasting or otherwise now known or herein after developed without the previous express consent by the copyright owner, except for reproduction in daily press and regular printed publications on sale to the public within 60 days of the event related to those data/results and always provided that copyright symbol appears together as follows below.

© DORNA WSBK ORGANIZATION Srl 2024



Grand Ridge Brewery Australian Round, 23-25 February 2024
Results Tissot Superpole

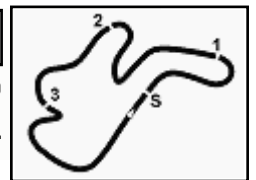
Session Highlights

Local Time	No. Rider	Description
14.55.00		Start
14.55.05		WorldSSP Pit Intervention Time: 1min 18secs
14.57.17	7 L. BALDASSARRI	RACELINK NOT WORKING - MUST BE FIXED BEFORE NEXT RUN
14.58.17	5 N. ANTONELLI	Technical Problem - Turn 8
14.59.44	9 J. NAVARRO	Crashed - Turn 4
14.59.55	64 F. CARICASULO	Crashed - Turn 11
15.00.12	28 G. VAN STRAALEN	Crashed - Turn 2
15.00.43	64 F. CARICASULO	Re-joined
15.03.58	53 V. DEBISE	Crashed - Turn 2
15.04.17	53 V. DEBISE	Re-joined
15.04.48	62 S. MANZI	Lap Cancelled [1'32.492] - Yellow Flag - Turn 4
15.07.07	55 Y. MONTELLA	Lap Cancelled [1'32.804] - Yellow Flag - Turn 11
15.07.12	62 S. MANZI	Lap Cancelled [1'32.492] - Yellow Flag - Turn 11
15.07.22	55 Y. MONTELLA	Lap Cancelled [1'32.804] - Yellow Flag - Turn 11
15.07.27	62 S. MANZI	Lap Cancelled [1'32.492] - Yellow Flag - Turn 11
15.10.01	7 L. BALDASSARRI	MUST TURN ON RACELINK BEFORE NEXT RUN
15.10.18	23 M. SCHROETTER	Lap Cancelled [1'45.807] - Yellow Flag - Turn 2
15.10.23	53 V. DEBISE	Lap Cancelled [1'41.990] - Yellow Flag - Turn 2
15.10.28	54 B. SOFUOGLU	Lap Cancelled [1'36.554] - Yellow Flag - Turn 2
15.10.33	69 T. BOOTH-AMOS	Lap Cancelled [1'37.247] - Yellow Flag - Turn 2
15.10.38	61 C. ONCU	Lap Cancelled [1'37.217] - Yellow Flag - Turn 2
15.10.43	51 A. SARMOON	Lap Cancelled [1'36.974] - Yellow Flag - Turn 2
15.10.48	72 Y. RUIZ	Lap Cancelled [1'37.164] - Yellow Flag - Turn 2
15.10.53	50 O. VOSTATEK	Lap Cancelled [1'36.884] - Yellow Flag - Turn 2
15.10.58	21 T. TOPARIS	Lap Cancelled [1'34.725] - Yellow Flag - Turn 2
15.11.03	27 K. TOBA	Lap Cancelled [1'36.977] - Yellow Flag - Turn 2
15.11.08	39 K. KEANKUM	Lap Cancelled [1'36.635] - Yellow Flag - Turn 2
15.11.09	7 L. BALDASSARRI	Lap Cancelled [1'36.934] - Yellow Flag - Turn 2
15.11.13	25 M. BRENNER	Lap Cancelled [1'34.609] - Yellow Flag - Turn 2
15.11.18	89 K. BIN PAWI	Lap Cancelled [4'46.420] - Yellow Flag - Turn 2
15.11.23	32 O. BAYLISS	Lap Cancelled [1'34.477] - Yellow Flag - Turn 2
15.11.28	94 L. MAHIAS	Lap Cancelled [1'34.915] - Yellow Flag - Turn 2
15.11.33	32 O. BAYLISS	Lap Cancelled [1'34.477] - Yellow Flag - Turn 2
15.11.38	32 O. BAYLISS	Lap Cancelled [1'34.477] - Yellow Flag - Turn 2
15.11.43	17 J. MCPHEE	Lap Cancelled [8'26.617] - Yellow Flag - Turn 2
15.11.48	55 Y. MONTELLA	Lap Cancelled [1'32.058] - Yellow Flag - Turn 2
15.11.52	54 B. SOFUOGLU	GPS NOT WORKING WELL - MUST FIX IT
15.12.00	54 B. SOFUOGLU	Crashed - Turn 9
15.13.23	94 L. MAHIAS	Lap Cancelled [7'26.769] - Yellow Flag - Turn 2
15.13.28	55 Y. MONTELLA	Lap Cancelled [1'34.169] - Yellow Flag - Turn 2
15.13.31	7 L. BALDASSARRI	RACELINK IS WORKING NOW
15.13.33	99 A. HUERTAS	Lap Cancelled [1'42.746] - Yellow Flag - Turn 2
15.13.57		DROPS of RAIN in Sector 1
15.14.32	7 L. BALDASSARRI	Lap Cancelled [8'21.296] - Yellow Flag - Turn 2
15.16.30	9 J. NAVARRO	Lap Cancelled [8'46.987] - Yellow Flag - Turn 11
15.16.35	9 J. NAVARRO	Lap Cancelled [8'46.987] - Yellow Flag - Turn 11
15.16.58	32 O. BAYLISS	Lap Cancelled [13'07.231] - Yellow Flag - Turn 2
15.17.08	54 B. SOFUOGLU	Medical Centre
15.17.24		DROPS of RAIN in All Sectors
15.18.26	94 L. MAHIAS	Lap Cancelled [1'55.081] - Yellow Flag - Turn 9
15.18.31	72 Y. RUIZ	Lap Cancelled [1'50.263] - Yellow Flag - Turn 9
15.18.36	9 J. NAVARRO	Lap Cancelled [1'45.578] - Yellow Flag - Turn 9
15.24.41	51 A. SARMOON	Crashed - Turn 4
15.25.07	51 A. SARMOON	Re-joined
15.27.41	39 K. KEANKUM	Lap Cancelled [1'36.819] - Yellow Flag - Turn 4
15.27.46	21 T. TOPARIS	Lap Cancelled [1'47.919] - Yellow Flag - Turn 4

Start 14:55 End 15:40 The results are provisional until the end of the time limit for protests and appeals and the completion of the technical checks.

These data/results cannot be reproduced, stored and/or transmitted in whole or in part by any manner of electronic, mechanical, photocopying, recording, broadcasting or otherwise now known or herein after developed without the previous express consent by the copyright owner, except for reproduction in daily press and regular printed publications on sale to the public within 60 days of the event related to those data/results and always provided that copyright symbol appears together as follows below.

© DORNA WSBK ORGANIZATION Srl 2024



Grand Ridge Brewery Australian Round, 23-25 February 2024
Results Tissot Superpole

15.27.51	55 Y. MONTELLA	Lap Cancelled [1'31.831] - Yellow Flag - Turn 4
15.27.56	64 F. CARICASULO	Lap Cancelled [1'52.108] - Yellow Flag - Turn 4
15.30.51	5 N. ANTONELLI	Technical Problem - Finish Line
15.31.50	66 N. TUULI	On the Gravel - Re-Joined - Turn 8
15.32.16	64 F. CARICASULO	On Asphalt - Re-Joined - Turn 10
15.32.32	99 A. HUERTAS	Crashed - Turn 11
15.33.32	99 A. HUERTAS	Medical Centre
15.33.39		WHITE FLAG
15.33.54	62 S. MANZI	Lap Cancelled [1'31.704] - Yellow Flag - Finish Line
15.33.59	7 L. BALDASSARRI	Lap Cancelled [1'32.484] - Yellow Flag - Finish Line
15.34.04	17 J. MCPHEE	Lap Cancelled [1'33.817] - Yellow Flag - Finish Line
15.34.09	94 L. MAHIAS	Lap Cancelled [1'34.953] - Yellow Flag - Finish Line
15.34.14	89 K. BIN PAWI	Lap Cancelled [1'34.688] - Yellow Flag - Finish Line
15.34.19	27 K. TOBA	Lap Cancelled [1'34.051] - Yellow Flag - Finish Line
15.34.24	25 M. BRENNER	Lap Cancelled [1'40.604] - Yellow Flag - Finish Line
15.34.29	69 T. BOOTH-AMOS	Lap Cancelled [1'36.215] - Yellow Flag - Finish Line
15.34.34	9 J. NAVARRO	Lap Cancelled [1'38.710] - Yellow Flag - Finish Line
15.34.49		Rain in Sector 1 & 2
15.35.21	32 O. BAYLISS	Lap Cancelled [1'53.471] - Exceeded Track Limits - Turn 12
15.36.36		Provisional Results
15.39.07	64 F. CARICASULO	Lap Cancelled [2'05.669] - Yellow Flag - Turn 11-12
15.39.12	53 V. DEBISE	Lap Cancelled [1'32.537] - Yellow Flag - Turn 11-12
15.39.17	72 Y. RUIZ	Lap Cancelled [1'34.136] - Yellow Flag - Turn 11-12
15.39.22	61 C. ONCU	Lap Cancelled [1'57.778] - Yellow Flag - Turn 11-12
15.39.27	62 S. MANZI	Lap Cancelled [1'34.477] - Yellow Flag - Turn 11-12
15.39.32	7 L. BALDASSARRI	Lap Cancelled [1'34.316] - Yellow Flag - Turn 11-12
15.39.37	94 L. MAHIAS	Lap Cancelled [2'40.666] - Yellow Flag - Turn 11-12
15.39.42	17 J. MCPHEE	Lap Cancelled [1'38.098] - Yellow Flag - Turn 11-12
15.39.47	25 M. BRENNER	Lap Cancelled [1'36.161] - Yellow Flag - Turn 11-12
15.39.52	27 K. TOBA	Lap Cancelled [1'37.675] - Yellow Flag - Turn 11-12
15.39.57	69 T. BOOTH-AMOS	Lap Cancelled [1'35.853] - Yellow Flag - Turn 11-12
15.40.02	89 K. BIN PAWI	Lap Cancelled [1'41.486] - Yellow Flag - Turn 11-12
15.40.07	9 J. NAVARRO	Lap Cancelled [1'35.816] - Yellow Flag - Turn 11-12
15.40.12	9 J. NAVARRO	Lap Cancelled [1'35.816] - Yellow Flag - Turn 11-12
15.40.17	55 Y. MONTELLA	Lap Cancelled [1'31.822] - Yellow Flag - Turn 11-12
15.40.22	39 K. KEANKUM	Lap Cancelled [1'37.263] - Yellow Flag - Turn 11-12
15.40.27	50 O. VOSTATEK	Lap Cancelled [1'35.161] - Yellow Flag - Turn 11-12
15.40.32	21 T. TOPARIS	Lap Cancelled [1'36.436] - Yellow Flag - Turn 11-12
15.40.37	23 M. SCHROETTER	Lap Cancelled [1'31.819] - Yellow Flag - Turn 11-12
15.40.42	78 H. OKUBO	Lap Cancelled [1'35.058] - Yellow Flag - Turn 11-12
15.40.47	32 O. BAYLISS	Lap Cancelled [1'34.622] - Yellow Flag - Turn 11-12
15.41.29		Results Confirmed
15.41.35		End Of Session

Fastest Laps Sequence

No.	Rider	Nat	Team	Bike	Local Time	Time	Gap	Avg
54	B. SOFUOGLU	TUR	MV Agusta Reparto Corse	MV Agusta F3 800 RR	14:58'23.084	1'33.203		171,690
23	M. SCHROETTER	GER	MV Agusta Reparto Corse	MV Agusta F3 800 RR	14:58'24.067	1'32.382	-0.821	173,216
99	A. HUERTAS	ESP	Aruba.it Racing WorldSSP Team	Ducati Panigale V2	14:58'32.917	1'31.934	-0.448	174,060
99	A. HUERTAS	ESP	Aruba.it Racing WorldSSP Team	Ducati Panigale V2	15:06'52.420	1'31.519	-0.415	174,849
99	A. HUERTAS	ESP	Aruba.it Racing WorldSSP Team	Ducati Panigale V2	15:31'07.812	1'31.407	-0.112	175,063

Start 14:55 End 15:40 The results are provisional until the end of the time limit for protests and appeals and the completion of the technical checks.

These data/results cannot be reproduced, stored and/or transmitted in whole or in part by any manner of electronic, mechanical, photocopying, recording, broadcasting or otherwise now known or herein after developed without the previous express consent by the copyright owner, except for reproduction in daily press and regular printed publications on sale to the public within 60 days of the event related to those data/results and always provided that copyright symbol appears together as follows below.

© DORNA WSBK ORGANIZATION Srl 2024

Grand Ridge Brewery Australian Round, 23–25 February 2024
Best Sectors & Speed Tissot Superpole

BEST LAP		
1	99 A. HUERTAS	Ducati Panigale V2 1'31.407
2	55 Y. MONTELLA	Ducati Panigale V2 1'31.566
3	23 M. SCHROETTER	MV Agusta F3 800 RR 1'31.822
4	62 S. MANZI	Yamaha YZF R6 1'32.005
5	53 V. DEBISE	Yamaha YZF R6 1'32.041
6	94 L. MAHIAS	Yamaha YZF R6 1'32.151
7	54 B. SOFUOGLU	MV Agusta F3 800 RR 1'32.219
8	64 F. CARICASULO	MV Agusta F3 800 RR 1'32.370
9	9 J. NAVARRO	Triumph Street Triple RS 765 1'32.515
10	66 N. TUULI	Ducati Panigale V2 1'32.542
11	69 T. BOOTH-AMOS	Triumph Street Triple RS 765 1'32.587
12	61 C. ONCU	Kawasaki ZX-6R 1'32.887
13	72 Y. RUIZ	Yamaha YZF R6 1'33.066
14	7 L. BALDASSARRI	Ducati Panigale V2 1'33.136
15	32 D. BAYLISS	Ducati Panigale V2 1'33.322
16	21 T. TOPARIS	Yamaha YZF R6 1'33.336
17	28 G. VAN STRAALEN	Yamaha YZF R6 1'33.510
18	25 M. BRENNER	Kawasaki ZX-6R 1'33.682
19	50 D. VOSTATEK	Triumph Street Triple RS 765 1'33.903
20	51 A. SARMOON	Yamaha YZF R6 1'34.087
21	17 J. MCPHEE	Triumph Street Triple RS 765 1'34.172
22	27 K. TOBA	Honda CBR600RR 1'34.502
23	39 K. KEANKUM	Yamaha YZF R6 1'34.907
24	78 H. OKUBO	Kawasaki ZX-6R 1'35.381
25	89 K. BIN PAWI	Honda CBR600RR 1'35.518
26	5 N. ANTONELLI	Ducati Panigale V2 1'35.581

SPEED		
1	17 J. MCPHEE	Triumph Street Triple RS 765 282,7
2	99 A. HUERTAS	Ducati Panigale V2 280,5
3	21 T. TOPARIS	Yamaha YZF R6 279,1
4	25 M. BRENNER	Kawasaki ZX-6R 276,9
5	53 V. DEBISE	Yamaha YZF R6 275,5
6	28 G. VAN STRAALEN	Yamaha YZF R6 275,5
7	61 C. ONCU	Kawasaki ZX-6R 274,8
8	51 A. SARMOON	Yamaha YZF R6 274,8
9	27 K. TOBA	Honda CBR600RR 274,8
10	9 J. NAVARRO	Triumph Street Triple RS 765 274,8
11	50 D. VOSTATEK	Triumph Street Triple RS 765 274,8
12	62 S. MANZI	Yamaha YZF R6 274,1
13	94 L. MAHIAS	Yamaha YZF R6 274,1
14	7 L. BALDASSARRI	Ducati Panigale V2 273,4
15	55 Y. MONTELLA	Ducati Panigale V2 273,4
16	69 T. BOOTH-AMOS	Triumph Street Triple RS 765 273,4
17	64 F. CARICASULO	MV Agusta F3 800 RR 273,4
18	54 B. SOFUOGLU	MV Agusta F3 800 RR 272,0
19	23 M. SCHROETTER	MV Agusta F3 800 RR 272,0
20	32 D. BAYLISS	Ducati Panigale V2 271,4
21	78 H. OKUBO	Kawasaki ZX-6R 270,0
22	72 Y. RUIZ	Yamaha YZF R6 270,0
23	39 K. KEANKUM	Yamaha YZF R6 270,0
24	66 N. TUULI	Ducati Panigale V2 270,0
25	89 K. BIN PAWI	Honda CBR600RR 270,0
26	5 N. ANTONELLI	Ducati Panigale V2 268,0

SEG. 1	
1	55 Y. MONTELLA 21.894
2	99 A. HUERTAS 21.924
3	62 S. MANZI 21.991
4	9 J. NAVARRO 22.052
5	23 M. SCHROETTER 22.101
6	64 F. CARICASULO 22.118
7	94 L. MAHIAS 22.121
8	53 V. DEBISE 22.196
9	7 L. BALDASSARRI 22.263
10	54 B. SOFUOGLU 22.267
11	66 N. TUULI 22.281
12	61 C. ONCU 22.315
13	28 G. VAN STRAALEN 22.320
14	25 M. BRENNER 22.385
15	72 Y. RUIZ 22.429
16	69 T. BOOTH-AMOS 22.431
17	27 K. TOBA 22.445
18	21 T. TOPARIS 22.472
19	17 J. MCPHEE 22.478
20	32 D. BAYLISS 22.523
21	51 A. SARMOON 22.569
22	39 K. KEANKUM 22.717
23	50 D. VOSTATEK 22.721
24	89 K. BIN PAWI 22.732
25	78 H. OKUBO 22.797
26	5 N. ANTONELLI 22.855

SEG. 2	
1	99 A. HUERTAS 26.334
2	53 V. DEBISE 26.352
3	23 M. SCHROETTER 26.360
4	55 Y. MONTELLA 26.425
5	62 S. MANZI 26.428
6	54 B. SOFUOGLU 26.440
7	64 F. CARICASULO 26.505
8	61 C. ONCU 26.579
9	7 L. BALDASSARRI 26.583
10	94 L. MAHIAS 26.604
11	72 Y. RUIZ 26.613
12	66 N. TUULI 26.642
13	69 T. BOOTH-AMOS 26.647
14	9 J. NAVARRO 26.699
15	21 T. TOPARIS 26.819
16	28 G. VAN STRAALEN 26.827
17	17 J. MCPHEE 26.869
18	32 D. BAYLISS 26.915
19	25 M. BRENNER 26.918
20	51 A. SARMOON 26.934
21	50 D. VOSTATEK 26.959
22	39 K. KEANKUM 27.113
23	78 H. OKUBO 27.191
24	89 K. BIN PAWI 27.286
25	27 K. TOBA 27.291
26	5 N. ANTONELLI 27.516

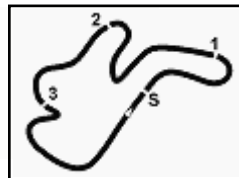
SEG. 3	
1	99 A. HUERTAS 17.442
2	55 Y. MONTELLA 17.463
3	62 S. MANZI 17.496
4	23 M. SCHROETTER 17.528
5	53 V. DEBISE 17.556
6	7 L. BALDASSARRI 17.583
7	94 L. MAHIAS 17.590
8	54 B. SOFUOGLU 17.645
9	64 F. CARICASULO 17.662
10	66 N. TUULI 17.707
11	69 T. BOOTH-AMOS 17.728
12	9 J. NAVARRO 17.747
13	28 G. VAN STRAALEN 17.842
14	61 C. ONCU 17.843
15	32 D. BAYLISS 17.855
16	72 Y. RUIZ 17.857
17	50 D. VOSTATEK 17.859
18	21 T. TOPARIS 17.894
19	27 K. TOBA 17.921
20	51 A. SARMOON 17.962
21	25 M. BRENNER 17.983
22	17 J. MCPHEE 17.987
23	89 K. BIN PAWI 18.097
24	39 K. KEANKUM 18.167
25	5 N. ANTONELLI 18.237
26	78 H. OKUBO 18.307

SEG. 4	
1	99 A. HUERTAS 25.511
2	55 Y. MONTELLA 25.566
3	23 M. SCHROETTER 25.587
4	64 F. CARICASULO 25.758
5	9 J. NAVARRO 25.769
6	69 T. BOOTH-AMOS 25.781
7	94 L. MAHIAS 25.817
8	54 B. SOFUOGLU 25.825
9	62 S. MANZI 25.841
10	61 C. ONCU 25.861
11	53 V. DEBISE 25.893
12	28 G. VAN STRAALEN 25.894
13	66 N. TUULI 25.912
14	32 D. BAYLISS 25.952
15	72 Y. RUIZ 25.962
16	7 L. BALDASSARRI 26.015
17	21 T. TOPARIS 26.130
18	25 M. BRENNER 26.167
19	51 A. SARMOON 26.204
20	50 D. VOSTATEK 26.320
21	27 K. TOBA 26.327
22	17 J. MCPHEE 26.345
23	39 K. KEANKUM 26.426
24	78 H. OKUBO 26.585
25	89 K. BIN PAWI 26.740
26	5 N. ANTONELLI 27.053

23/02/2024

These data/results cannot be reproduced, stored and/or transmitted in whole or in part by any manner of electronic, mechanical, photocopying, recording, broadcasting or otherwise now known or herein after developed without the previous express consent by the copyright owner, except for reproduction in daily press and regular printed publications on sale to the public within 60 days of the event related to those data/results and always provided that copyright symbol appears together as follows below.

© DORNA WSBK ORGANIZATION Srl 2024



Phillip Island 4.445 m

Grand Ridge Brewery Australian Round, 23-25 February 2024
Ideal Times Tissot Superpole

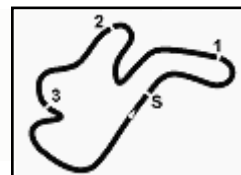
No.	Rider	Nat	Bike	Seg. 1	Seg. 2	Seg. 3	Seg. 4	Ideal Time		
				Diff. 1	Diff. 2	Diff. 3	Diff. 4	Best Lap	Pos.	Diff.
1	99 A. HUERTAS	ESP	Ducati Panigale V2	21.924 +0.152	26.334 +0.044	17.442	25.511	1'31.211 1'31.407	1	0.196
2	55 Y. MONTELLA	ITA	Ducati Panigale V2	21.894 +0.070	26.425 +0.074	17.463 +0.074	25.566	1'31.348 1'31.566	2	0.218
3	23 M. SCHROETTER	GER	MV Agusta F3 800 RR	22.101	26.360 +0.199	17.528 +0.047	25.587	1'31.576 1'31.822	3	0.246
4	62 S. MANZI	ITA	Yamaha YZF R6	21.991 +0.097	26.428 +0.085	17.496 +0.032	25.841 +0.035	1'31.756 1'32.005	4	0.249
5	53 V. DEBISE	FRA	Yamaha YZF R6	22.196	26.352 +0.044	17.556	25.893	1'31.997 1'32.041	5	0.044
6	64 F. CARICASULO	ITA	MV Agusta F3 800 RR	22.118	26.505 +0.113	17.662 +0.094	25.758 +0.120	1'32.043 1'32.370	8	0.327
7	94 L. MAHIAS	FRA	Yamaha YZF R6	22.121	26.604	17.590	25.817 +0.019	1'32.132 1'32.151	6	0.019
8	54 B. SOFUOGLU	TUR	MV Agusta F3 800 RR	22.267 +0.042	26.440	17.645	25.825	1'32.177 1'32.219	7	0.042
9	9 J. NAVARRO	ESP	Triumph Street Triple RS 765	22.052 +0.232	26.699 +0.016	17.747	25.769	1'32.267 1'32.515	9	0.248
10	7 L. BALDASSARRI	ITA	Ducati Panigale V2	22.263 +0.297	26.583 +0.188	17.583 +0.207	26.015	1'32.444 1'33.136	14	0.692
11	66 N. TUULI	FIN	Ducati Panigale V2	22.281	26.642	17.707	25.912	1'32.542 1'32.542	10	
12	69 T. BOOTH-AMOS	GBR	Triumph Street Triple RS 765	22.431	26.647	17.728	25.781	1'32.587 1'32.587	11	
13	61 C. ONCU	TUR	Kawasaki ZX-6R	22.315	26.579 +0.214	17.843 +0.040	25.861 +0.035	1'32.598 1'32.887	12	0.289
14	72 Y. RUIZ	ESP	Yamaha YZF R6	22.429 +0.040	26.613 +0.136	17.857 +0.029	25.962	1'32.861 1'33.066	13	0.205
15	28 G. VAN STRAALEN	NED	Yamaha YZF R6	22.320	26.827 +0.447	17.842	25.894 +0.180	1'32.883 1'33.510	17	0.627
16	32 D. BAYLISS	AUS	Ducati Panigale V2	22.523	26.915 +0.077	17.855	25.952	1'33.245 1'33.322	15	0.077
17	21 T. TOPARIS	AUS	Yamaha YZF R6	22.472	26.819 +0.016	17.894 +0.005	26.130	1'33.315 1'33.336	16	0.021
18	25 M. BRENNER	SUI	Kawasaki ZX-6R	22.385	26.918	17.983	26.167 +0.229	1'33.453 1'33.682	18	0.229
19	51 A. SARMOON	THA	Yamaha YZF R6	22.569 +0.168	26.934 +0.154	17.962 +0.096	26.204	1'33.669 1'34.087	20	0.418
20	17 J. MCPHEE	GBR	Triumph Street Triple RS 765	22.478 +0.155	26.869 +0.274	17.987 +0.064	26.345	1'33.679 1'34.172	21	0.493
21	50 D. VOSTATEK	CZE	Triumph Street Triple RS 765	22.721 +0.013	26.959	17.859 +0.030	26.320 +0.001	1'33.859 1'33.903	19	0.044
22	27 K. TOBA	JPN	Honda CBR600RR	22.445 +0.039	27.291 +0.004	17.921 +0.216	26.327 +0.259	1'33.984 1'34.502	22	0.518
23	39 K. KEANKUM	THA	Yamaha YZF R6	22.717	27.113 +0.124	18.167 +0.134	26.426 +0.226	1'34.423 1'34.907	23	0.484
24	89 K. BIN PAWI	MAS	Honda CBR600RR	22.732 +0.270	27.286 +0.310	18.097 +0.083	26.740	1'34.855 1'35.518	25	0.663
25	78 H. OKUBO	JPN	Kawasaki ZX-6R	22.797 +0.078	27.191 +0.293	18.307 +0.130	26.585	1'34.880 1'35.381	24	0.501
	5 N. ANTONELLI	ITA	Ducati Panigale V2							
Overall Ideal Time				21.894	26.334	17.442	25.511	1'31.181		

23/02/2024

These data/results cannot be reproduced, stored and/or transmitted in whole or in part by any manner of electronic, mechanical, photocopying, recording, broadcasting or otherwise now known or herein after developed without the previous express consent by the copyright owner, except for reproduction in daily press and regular printed publications on sale to the public within 60 days of the event related to those data/results and always provided that copyright symbol appears together as follows below.

© DORNA WSBK ORGANIZATION Srl 2024

FIGR PERUGIA TIMING

Phillip Island 4.445 m

Grand Ridge Brewery Australian Round, 23-25 February 2024
Chronological Analysis Tissot Superpole

1 / 4

1° 99 A. HUERTAS [1'31.407]

Lap	Seg1	Seg2	Seg3	Seg4	Lap Time	km/h	Local Time
1							14:55'19.020
2	31.127	26.633	17.847	26.356	1'41.963P		14:57'00.983
3	22.100	26.538	17.679	25.617	1'31.934	279,1	14:58'32.917
4	22.472	32.106	18.138	3'52.522	5'05.238P	280,5	15:03'38.155
5	32.529	26.487	17.652	26.078	1'42.746CP		15:05'20.901
6	22.044	26.334	17.517	25.624	1'31.519	273,4	15:06'52.420
7	21.983	26.405	17.899	19'51.744	20'58.031P	276,2	15:27'50.451
8	31.007	26.592	17.596	30.759	1'45.954P		15:29'36.405
9	22.076	26.378	17.442	25.511	1'31.407	274,1	15:31'07.812

15	23.927	26.804	17.663	26.083	1'34.477C	272,0	15:33'01.812
----	--------	--------	--------	--------	-----------	-------	--------------

5° 53 V. DEBISE [1'32.041]

Lap	Seg1	Seg2	Seg3	Seg4	Lap Time	km/h	Local Time
1							14:55'05.624
2	32.990	27.682	18.093	27.534	1'46.299P		14:56'51.923
3	22.324	26.506	17.740	25.917	1'32.487	272,7	14:58'24.410
4	22.196	26.396	17.556	25.893	1'32.041	275,5	14:59'56.451
5	23.518	30.937	17.730	29.805	1'41.990C	272,0	15:01'38.441
6	29.416	27.185	18.657	26.900	1'42.158	257,8	15:03'20.599
7	55.485	31.201	19.536	22'33.569	24'19.791P	273,4	15:27'40.390
8	34.200	28.253	20.348	33.729	1'56.530P		15:29'36.920
9	22.453	26.577	17.722	25.963	1'32.715	273,4	15:31'09.635
10	22.282	26.352	17.693	26.210	1'32.537C	272,7	15:32'42.172

2° 55 Y. MONTELLA [1'31.566]

Lap	Seg1	Seg2	Seg3	Seg4	Lap Time	km/h	Local Time
1							14:57'14.897
2	32.509	27.231	17.697	25.956	1'43.393P		14:58'58.290
3	22.143	26.796	17.598	26.267	1'32.804C	270,7	15:00'31.094
4	22.149	26.425	17.560	25.924	1'32.058C	270,0	15:02'03.152
5	22.062	26.584	17.489	25.819	1'31.954	270,0	15:03'35.106
6	22.406	26.963	17.849	26.951	1'34.169C	270,0	15:05'09.275
7	22.303	26.693	17.675	16'18.764	17'25.435P	269,3	15:22'34.710
8	34.415	28.089	18.204	26.079	1'46.787P		15:24'21.497
9	22.022	26.661	17.463	25.685	1'31.831C	273,4	15:25'53.328
10	21.964	26.499	17.537	25.566	1'31.566	270,7	15:27'24.894
11	23.527	27.011	17.658	1'16.853	2'25.049P	273,4	15:29'49.943
12	34.091	36.436	17.641	25.625	1'53.793P		15:31'43.736
13	21.894	26.582	17.467	25.879	1'31.822C	271,4	15:33'15.558

6° 94 L. MAHIAS [1'32.151]

Lap	Seg1	Seg2	Seg3	Seg4	Lap Time	km/h	Local Time
1							14:55'20.101
2	31.890	27.254	18.262	26.628	1'44.034P		14:57'04.135
3	22.454	26.722	17.857	25.999	1'33.032	267,3	14:58'37.167
4	23.185	28.326	18.375	31.210	1'41.096	270,7	15:00'18.263
5	22.948	27.000	17.860	27.107	1'34.915C	262,8	15:01'53.178
6	22.531	26.838	17.841	26.056	1'33.266	263,4	15:03'26.444
7	25.350	27.815	18.915	6'14.689	7'26.769CP	274,1	15:10'53.213
8	36.708	32.056	18.772	27.545	1'55.081CP		15:12'48.294
9	24.468	29.734	18.918	12'33.400	13'46.520P	258,4	15:26'34.814
10	36.045	29.581	17.612	25.817	1'49.055P		15:28'23.869
11	22.121	26.604	17.590	25.836	1'32.151	271,4	15:29'56.020
12	22.822	27.358	17.943	26.830	1'34.953C	269,3	15:31'30.973
13	22.715	28.094	18.560	1'31.297	2'40.666CP	269,3	15:34'11.639

3° 23 M. SCHROETTER [1'31.822]

Lap	Seg1	Seg2	Seg3	Seg4	Lap Time	km/h	Local Time
1							14:55'05.514
2	32.968	27.639	18.098	27.466	1'46.171P		14:56'51.685
3	22.382	26.526	17.732	25.742	1'32.382	265,4	14:58'24.067
4	22.313	26.426	17.615	25.680	1'32.034	270,0	14:59'56.101
5	23.178	30.457	17.957	34.215	1'45.807C	266,0	15:01'41.908
6	22.353	26.520	17.734	4'24.403	5'31.010P	266,0	15:07'12.918
7	33.495	26.920	17.774	26.340	1'44.529P		15:08'57.447
8	22.288	26.426	17.671	25.738	1'32.123	266,7	15:10'29.570
9	22.263	26.360	17.747	25.663	1'32.033	264,7	15:12'01.603
10	24.879	29.104	18.840	12'19.987	13'32.810P	268,7	15:25'34.413
11	35.016	28.796	21.544	25.874	1'51.230P		15:27'25.643
12	22.149	26.437	17.605	25.650	1'31.841	272,0	15:28'57.484
13	22.101	26.559	17.575	25.587	1'31.822	267,3	15:30'29.306
14	22.342	26.457	17.528	28.865	1'35.192	272,0	15:32'04.498
15	22.114	26.373	17.686	25.646	1'31.819C	271,4	15:33'36.317

7° 54 B. SOFUOGLU [1'32.219]

Lap	Seg1	Seg2	Seg3	Seg4	Lap Time	km/h	Local Time
1							14:55'04.882
2	30.577	29.095	18.705	26.622	1'44.999P		14:56'49.881
3	22.741	26.565	17.886	26.011	1'33.203	266,7	14:58'23.084
4	22.506	28.006	17.771	26.057	1'34.340	269,3	14:59'57.424
5	22.662	29.241	18.211	26.440	1'36.554C	272,0	15:01'33.978
6	22.430	26.452	17.696	25.837	1'32.415	269,3	15:03'06.393
7	22.941	29.070	18.153	2'57.272	4'07.436P	270,0	15:07'13.829
8	33.108	27.069	17.786	26.490	1'44.453P		15:08'58.282
9	22.309	26.440	17.645	25.825	1'32.219	270,0	15:10'30.501

8° 64 F. CARICASULO [1'32.370]

Lap	Seg1	Seg2	Seg3	Seg4	Lap Time	km/h	Local Time
1							14:55'05.948
2	33.718	27.584	18.044	27.896	1'47.242P		14:56'53.190
3	22.262	26.649	17.790	26.143	1'32.844	272,0	14:58'26.034
4	22.312	26.505	17.662	24'35.970	25'42.449P	273,4	15:24'08.483
5	39.221	27.937	18.555	26.395	1'52.108CP		15:26'00.591
6	22.418	26.569	17.834	25.758	1'32.579	271,4	15:27'33.170
7	22.118	26.618	17.756	25.878	1'32.370	272,0	15:29'05.540
8	22.307	26.543	17.698	25.828	1'32.376	269,3	15:30'37.916
9	23.058	37.481	19.346	45.784	2'05.669C	272,0	15:32'43.585
10	22.944	36.267	20.077	31.783	1'51.071	272,0	15:34'34.656
11	32.902	49.272	24.496	38.172	2'24.842	228,8	15:36'59.498

9° 9 J. NAVARRO [1'32.515]

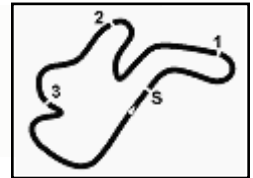
Lap	Seg1	Seg2	Seg3	Seg4	Lap Time	km/h	Local Time
1							14:55'33.766
2	33.466	27.728	18.243	26.163	1'45.600P		14:57'19.366
3	22.464	26.699	17.861	25.990	1'33.014	266,0	14:58'52.380

23/02/2024 P = Pits In/Dut - C = Lap Time Cancelled

These data/results cannot be reproduced, stored and/or transmitted in whole or in part by any manner of electronic, mechanical, photocopying, recording, broadcasting or otherwise now known or herein after developed without the previous express consent by the copyright owner, except for reproduction in daily press and regular printed publications on sale to the public within 60 days of the event related to those data/results and always provided that copyright symbol appears together as follows below.

© DORNA WSBK ORGANIZATION Srl 2024





Phillip Island 4.445 m

Grand Ridge Brewery Australian Round, 23-25 February 2024
Chronological Analysis Tissot Superpole

3 / 4

5	22.728	27.151	18.052	26.794	1'34.725C	268,7	15:01'40.016	3	22.737	27.088	18.058	26.204	1'34.087	272,7	14:58'28.398
6	22.819	27.120	18.196	26.636	1'34.771	279,1	15:03'14.787	4	22.569	27.334	18.005	26.316	1'34.224	274,8	15:00'02.622
7	22.650	26.945	18.140	26.409	1'34.144	270,7	15:04'48.931	5	23.371	27.279	18.155	28.169	1'36.974C	270,0	15:01'39.596
8	22.711	26.978	18.153	26.410	1'34.252	267,3	15:06'23.183	6	22.825	26.934	18.371	27.761	1'35.891	272,0	15:03'15.487
9	22.852	27.550	18.433	6'14.511	7'23.346P	268,7	15:13'46.529	7	22.610	27.267	18.459	27.806	1'36.142	267,3	15:04'51.629
10	36.412	39.454	20.468	8'32.019	10'08.353P		15:23'54.882	8	22.666	27.143	18.131	26.689	1'34.629	268,7	15:06'26.258
11	34.118	28.760	18.512	26.529	1'47.919CP		15:25'42.801	9	22.985	27.206	18.243	6'42.445	7'50.879P	264,7	15:14'17.137
12	22.573	26.869	17.894	26.277	1'33.613	270,0	15:27'16.414	10	40.428	33.764	23.225	4'29.413	6'06.830P		15:20'23.967
13	22.622	26.819	18.021	26.225	1'33.687	270,0	15:28'50.101	11	36.182	30.527	19.407	27.387	1'53.503P		15:22'17.470
14	23.902	27.394	17.953	26.408	1'35.657	272,0	15:30'25.758	12	22.906	27.057	17.962	26.576	1'34.501	260,2	15:23'51.971
15	22.472	26.835	17.899	26.130	1'33.336	276,9	15:31'59.094	13	22.629	1'06.139	27.579	7'30.687	9'27.034P	266,0	15:33'19.005
16	22.528	29.043	18.208	26.657	1'36.436C	273,4	15:33'35.530	14	39.286	35.672	25.407	31.706	2'12.071P		15:35'31.076

17° 28 G. VAN STRAALEN [1'33.510]							
Lap	Seg.1	Seg.2	Seg.3	Seg.4	Lap Time	km/h	Local Time
1							14:56'07.879
2	33.030	27.347	17.898	25.894	1'44.169P		14:57'52.048
3	22.320	27.274	17.842	26.074	1'33.510	268,7	14:59'25.558
4					29'49.274P	266,0	15:29'14.832
5	34.294	27.236	18.206	26.349	1'46.085P		15:31'00.917
6	22.723	26.827	18.119	26.181	1'33.850	265,4	15:32'34.767
7	22.679	28.613	18.267	26.584	1'36.143	275,5	15:34'10.910

21° 17 J. MCPHEE [1'34.172]							
Lap	Seg.1	Seg.2	Seg.3	Seg.4	Lap Time	km/h	Local Time
1							14:55'12.186
2	32.641	28.202	18.653	26.626	1'46.122P		14:56'58.308
3	22.633	27.143	18.051	26.345	1'34.172	272,0	14:58'32.480
4	22.662	32.614	18.363	31.191	1'44.830	282,7	15:00'17.310
5	27.594	28.482	18.564	7'11.977	8'26.617CP	274,1	15:08'43.927
6	33.801	29.898	17.987	26.403	1'48.089P		15:10'32.016
7	22.478	27.080	18.357	26.533	1'34.448	268,7	15:12'06.464
8	24.145	28.756	18.848	14'43.850	15'55.599P	268,7	15:28'02.063
9	33.211	33.627	19.583	27.975	1'54.396P		15:29'56.459
10	22.585	26.869	18.046	26.317	1'33.817C	274,8	15:31'30.276
11	22.979	29.067	18.468	27.584	1'38.098C	270,7	15:33'08.374

18° 25 M. BRENNER [1'33.682]							
Lap	Seg.1	Seg.2	Seg.3	Seg.4	Lap Time	km/h	Local Time
1							14:55'09.737
2	33.152	28.214	18.551	27.053	1'46.970P		14:56'56.707
3	22.755	27.748	18.076	26.291	1'34.870	274,1	14:58'31.577
4	22.998	27.416	18.194	28.997	1'37.605	274,8	15:00'09.182
5	22.858	27.003	18.099	26.649	1'34.609C	269,3	15:01'43.791
6	22.688	27.020	18.070	26.243	1'34.021	270,7	15:03'17.812
7	22.385	26.918	17.983	26.396	1'33.682	274,8	15:04'51.494
8	22.649	30.636	18.361	27.561	1'39.207	270,7	15:06'30.701
9	22.711	27.344	18.410	8'06.956	9'15.421P	268,0	15:15'46.122
10	41.096	32.816	21.090	7'23.653	8'58.655P		15:24'44.777
11	36.788	30.407	19.821	31.701	1'58.717P		15:26'43.494
12	22.961	27.149	18.186	26.437	1'34.733	270,0	15:28'18.227
13	22.618	26.964	18.080	26.167	1'33.829	269,3	15:29'52.056
14	22.474	32.126	18.626	27.378	1'40.604C	270,7	15:31'32.660
15	22.658	27.665	18.454	27.384	1'36.161C	276,9	15:33'08.821

22° 27 K. TOBA [1'34.502]							
Lap	Seg.1	Seg.2	Seg.3	Seg.4	Lap Time	km/h	Local Time
1							14:55'06.599
2	34.683	29.545	18.706	27.173	1'50.107P		14:56'56.706
3	22.961	27.831	18.139	26.518	1'35.449	274,1	14:58'32.155
4	22.841	27.643	18.239	26.784	1'35.507	274,8	15:00'07.662
5	23.097	28.785	18.340	26.755	1'36.977C	269,3	15:01'44.639
6	22.738	27.453	18.082	26.329	1'34.602	272,0	15:03'19.241
7	22.484	27.295	18.137	26.586	1'34.502	272,7	15:04'53.743
8	22.677	27.405	18.235	26.517	1'34.834	269,3	15:06'28.577
9	22.949	29.428	18.878	8'06.948	9'18.203P	267,3	15:15'46.780
10	40.799	33.576	20.634	7'26.628	9'01.637P		15:24'48.417
11	36.249	29.231	20.533	30.438	1'56.451P		15:26'44.868
12	22.860	27.479	18.238	26.327	1'34.904	270,7	15:28'19.772
13	22.598	27.291	20.954	27.435	1'38.278	270,7	15:29'58.050
14	22.445	27.322	17.921	26.363	1'34.051C	274,1	15:31'32.101
15	22.505	28.613	18.679	27.878	1'37.675C	274,8	15:33'09.776
16	28.978	41.239	23.852	35.455	2'09.524	272,7	15:35'19.300

19° 50 O. VOSTATEK [1'33.903]							
Lap	Seg.1	Seg.2	Seg.3	Seg.4	Lap Time	km/h	Local Time
1							14:55'06.736
2	33.894	27.672	18.269	27.647	1'47.482P		14:56'54.218
3	22.734	26.959	17.889	26.321	1'33.903	274,1	14:58'28.121
4	22.733	27.333	18.009	26.978	1'35.053	274,1	15:00'03.174
5	23.111	27.711	18.040	28.022	1'36.884C	273,4	15:01'40.058
6	23.228	28.092	18.653	6'05.320	7'15.293P	270,7	15:08'55.351
7	32.994	36.490	18.042	26.523	1'54.049P		15:10'49.400
8	23.670	28.105	18.254	26.718	1'36.747	264,7	15:12'26.147
9	23.087	27.142	17.877	26.369	1'34.475	268,0	15:14'00.622
10	24.278	37.396	19.952	11'33.556	12'55.182P	262,1	15:26'55.804
11	33.756	32.764	18.723	29.671	1'54.914P		15:28'50.718
12	22.883	27.073	17.897	26.349	1'34.202	271,4	15:30'24.920
13	23.753	27.310	17.859	26.320	1'35.242	266,7	15:32'00.162
14	22.721	27.325	18.172	26.943	1'35.161C	272,0	15:33'35.323

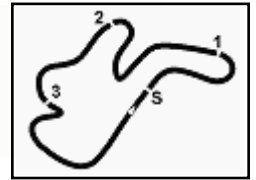
23° 39 K. KEANKUM [1'34.907]							
Lap	Seg.1	Seg.2	Seg.3	Seg.4	Lap Time	km/h	Local Time
1							14:55'06.610
2	35.063	28.230	18.788	26.867	1'48.948P		14:56'55.558
3	23.464	27.444	18.172	26.701	1'35.781	268,7	14:58'31.339
4	23.078	27.243	18.315	27.425	1'36.061	263,4	15:00'07.400
5	23.633	27.682	18.358	26.962	1'36.635C	260,2	15:01'44.035
6	22.951	27.390	18.414	26.426	1'35.181	270,0	15:03'19.216
7	23.091	27.113	18.167	26.558	1'34.929	264,1	15:04'54.145
8	22.717	27.237	18.301	26.652	1'34.907	267,3	15:06'29.052
9	23.040	27.340	18.361	6'03.796	7'12.537P	264,7	15:13'41.589
10	42.975	37.656	22.105	5'00.895	6'43.631P		15:20'25.220
11	36.366	30.655	20.073	28.507	1'55.601P		15:22'20.821
12	24.017	28.623	18.738	27.192	1'38.570	263,4	15:23'59.391
13	23.628	27.884	18.489	26.818	1'36.819C	262,8	15:25'36.210
14	23.149	27.738	18.857	1'44.737	2'54.481P	263,4	15:28'30.691
15	36.030	29.228	19.015	27.171	1'51.444P		15:30'22.135

23/02/2024 P = Pits In/Dut - C = Lap Time Cancelled

These data/results cannot be reproduced, stored and/or transmitted in whole or in part by any manner of electronic, mechanical, photocopying, recording, broadcasting or otherwise now known or herein after developed without the previous express consent by the copyright owner, except for reproduction in daily press and regular printed publications on sale to the public within 60 days of the event related to those data/results and always provided that copyright symbol appears together as follows below.

© DORNA WSBK ORGANIZATION Srl 2024





Grand Ridge Brewery Australian Round, 23-25 February 2024
Chronological Analysis Tissot Superpole

16	23.376	27.554	18.222	26.697	1'35.849	264,1	15:31'57.984
17	23.616	28.093	18.511	27.043	1'37.263C	264,7	15:33'35.247

24° 78 H. OKUBO [1'35.381]							
Lap	Seg1	Seg2	Seg3	Seg4	Lap Time	km/h	Local Time
1							14:55'07.227
2	34.750	28.541	18.757	26.832	1'48.880P		14:56'56.107
3	23.097	27.510	18.307	26.658	1'35.572	270,0	14:58'31.679
4	23.059	27.466	18.356	18'00.253	19'09.134P	269,3	15:17'40.813
5	48.161	44.187	26.285	34.947	2'33.580P		15:20'14.393
6	27.696	33.930	22.309	5'17.533	6'41.468P	254,1	15:26'55.861
7	34.664	29.491	19.273	33.313	1'56.741P		15:28'52.602
8	23.386	27.460	18.449	26.893	1'36.188	263,4	15:30'28.790
9	22.875	27.484	18.437	26.585	1'35.381	266,0	15:32'04.171
10	22.797	27.191	18.327	26.743	1'35.058C	264,7	15:33'39.229

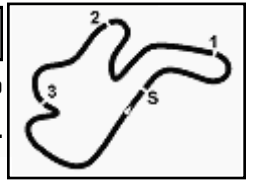
25° 89 K. BIN PAWI [1'35.518]							
Lap	Seg1	Seg2	Seg3	Seg4	Lap Time	km/h	Local Time
1							14:55'07.064
2	35.321	28.944	18.667	29.049	1'51.981P		14:56'59.045
3	23.704	27.644	18.367	26.765	1'36.480	267,3	14:58'35.525
4	23.173	27.545	18.441	26.857	1'36.016	262,8	15:00'11.541
5	23.235	28.171	18.674	3'36.340	4'46.420CP	264,7	15:04'57.961
6	36.802	28.551	18.585	27.185	1'51.123P		15:06'49.084
7	23.440	27.478	18.472	26.777	1'36.167	260,9	15:08'25.251
8	23.296	27.510	18.511	27.050	1'36.367	261,5	15:10'01.618
9	23.319	27.560	18.536	26.918	1'36.333	261,5	15:11'37.951
10	25.974	29.314	20.785	11'50.038	13'06.111P	260,2	15:24'44.062
11	37.675	30.459	19.916	33.396	2'01.446P		15:26'45.508
12	23.002	27.596	18.180	26.740	1'35.518	268,7	15:28'21.026
13	22.897	27.286	18.414	27.741	1'36.338	266,7	15:29'57.364
14	22.732	27.307	18.097	26.552	1'34.688C	270,0	15:31'32.052
15	22.732	28.660	18.632	31.462	1'41.486C	267,3	15:33'13.538

26° 5 N. ANTONELLI							
Lap	Seg1	Seg2	Seg3	Seg4	Lap Time	km/h	Local Time
1							14:55'12.540
2	34.075	28.429	18.992	27.053	1'48.549P		14:57'01.089
3	22.855	27.516			31'43.386P	268,0	15:28'44.475
4	38.459	28.082	18.237	29.707	1'54.485P		15:30'38.960

23/02/2024 P = Pits In/Out - C = Lap Time Cancelled

These data/results cannot be reproduced, stored and/or transmitted in whole or in part by any manner of electronic, mechanical, photocopying, recording, broadcasting or otherwise now known or herein after developed without the previous express consent by the copyright owner, except for reproduction in daily press and regular printed publications on sale to the public within 60 days of the event related to those data/results and always provided that copyright symbol appears together as follows below.

© DORNA WSBK ORGANIZATION Srl 2024



Grand Ridge Brewery Australian Round, 23–25 February 2024
Best Laps & Speeds

No.	Rider Bike	Nat	Best Lap		FP		SP												
			LL	SPD	LL	SPD	LL	SPD											
1	99 A. HUERTAS Ducati Panigale V2	ESP	1'31.407 22 280,5		1'32.259 14 279,1		1'31.407 8 280,5												
2	55 Y. MONTELLA Ducati Panigale V2	ITA	1'31.566 31 273,4		1'32.278 19 272,7		1'31.566 12 273,4												
3	23 M. SCHROETTER MV Agusta F3 800 RR	GER	1'31.822 28 272,0		1'32.028 14 269,3		1'31.822 14 272,0												
4	62 S. MANZI Yamaha YZF R6	ITA	1'31.939 29 275,5		1'31.939 15 275,5		1'32.005 14 274,1												
5	53 V. DEBISE Yamaha YZF R6	FRA	1'32.041 25 275,5		1'32.896 16 275,5		1'32.041 9 275,5												
6	94 L. MAHIAS Yamaha YZF R6	FRA	1'32.151 28 274,1		1'32.405 16 270,7		1'32.151 12 274,1												
7	54 B. SOFUOGLU MV Agusta F3 800 RR	TUR	1'32.219 25 272,7		1'32.321 17 272,7		1'32.219 8 272,0												
8	64 F. CARICASULO MV Agusta F3 800 RR	ITA	1'32.370 21 273,4		1'32.837 11 271,4		1'32.370 10 273,4												
9	9 J. NAVARRO Triumph Street Triple RS 765	ESP	1'32.515 26 274,8		1'32.798 14 272,0		1'32.515 12 274,8												
10	66 N. TUULI Ducati Panigale V2	FIN	1'32.542 26 270,0		1'33.346 13 268,0		1'32.542 13 270,0												
11	69 T. BOOTH-AMOS Triumph Street Triple RS 765	GBR	1'32.587 26 279,1		1'33.186 14 279,1		1'32.587 12 273,4												
12	61 C. ONCU Kawasaki ZX-6R	TUR	1'32.887 29 277,6		1'32.974 16 277,6		1'32.887 13 274,8												
13	28 G. VAN STRAALLEN Yamaha YZF R6	NED	1'32.895 23 275,5		1'32.895 17 270,7		1'33.510 6 275,5												
14	7 L. BALDASSARRI Ducati Panigale V2	ITA	1'32.984 33 273,4		1'32.984 16 272,7		1'33.136 17 273,4												
15	72 Y. RUIZ Yamaha YZF R6	ESP	1'33.066 29 270,0		1'33.532 14 268,0		1'33.066 15 270,0												
16	51 A. SARMOON Yamaha YZF R6	THA	1'33.128 29 274,8		1'33.128 16 270,0		1'34.087 13 274,8												
17	32 D. BAYLISS Ducati Panigale V2	AUS	1'33.322 13 271,4				1'33.322 13 271,4												
18	21 T. TOPARIS Yamaha YZF R6	AUS	1'33.336 31 279,1		1'34.241 16 273,4		1'33.336 15 279,1												
19	5 N. ANTONELLI Ducati Panigale V2	ITA	1'33.392 15 270,0		1'33.392 15 270,0														
20	25 M. BRENNER Kawasaki ZX-6R	SUI	1'33.629 31 276,9		1'33.629 17 276,2		1'33.682 14 276,9												
21	17 J. MCPHEE Triumph Street Triple RS 765	GBR	1'33.637 20 282,7		1'33.637 10 276,9		1'34.172 10 282,7												
22	50 D. VOSTATEK Triumph Street Triple RS 765	CZE	1'33.903 29 277,6		1'34.250 16 277,6		1'33.903 13 274,8												
23	27 K. TOBA Honda CBR600RR	JPN	1'34.502 28 274,8		1'35.315 13 272,0		1'34.502 15 274,8												
24	39 K. KEANKUM Yamaha YZF R6	THA	1'34.907 31 270,0		1'35.160 15 268,7		1'34.907 16 270,0												
25	78 H. OKUBO Kawasaki ZX-6R	JPN	1'35.381 9 270,0				1'35.381 9 270,0												

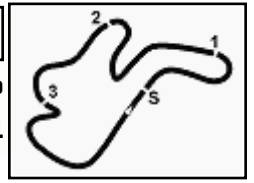
23/02/2024

These data/results cannot be reproduced, stored and/or transmitted in whole or in part by any manner of electronic, mechanical, photocopying, recording, broadcasting or otherwise now known or herein after developed without the previous express consent by the copyright owner, except for reproduction in daily press and regular printed publications on sale to the public within 60 days of the event related to those data/results and always provided that copyright symbol appears together as follows below.

© DORNA WSBK ORGANIZATION Srl 2024

FICR PERUGIA TIMING





Phillip Island 4.445 m

2 / 2

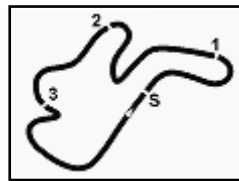
Grand Ridge Brewery Australian Round, 23-25 February 2024
Best Laps & Speeds

No.	Rider	Nat	Best Lap		FP		SP							
			LL	SPD	LL	SPD	LL	SPD						
26	89 K. BIN PAWI	MAS	1'35.474		1'35.474		1'35.518							
	Honda CBR600RR		29	272,0	15	272,0	14	270,0						

23/02/2024

These data/results cannot be reproduced, stored and/or transmitted in whole or in part by any manner of electronic, mechanical, photocopying, recording, broadcasting or otherwise now known or herein after developed without the previous express consent by the copyright owner, except for reproduction in daily press and regular printed publications on sale to the public within 60 days of the event related to those data/results and always provided that copyright symbol appears together as follows below.

© DORNA WSBK ORGANIZATION Srl 2024



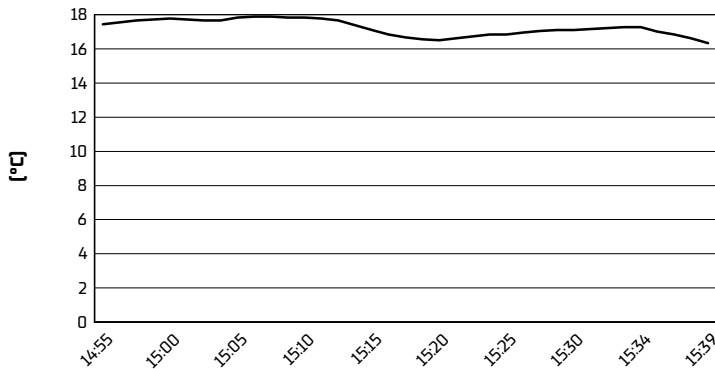
Phillip Island 4.445 m

Grand Ridge Brewery Australian Round, 23-25 February 2024

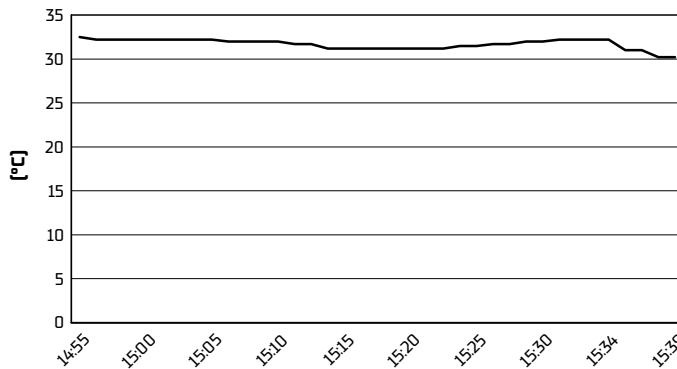
Weather Report Tissot Superpole

Session started 14:55 - Session ended 15:40

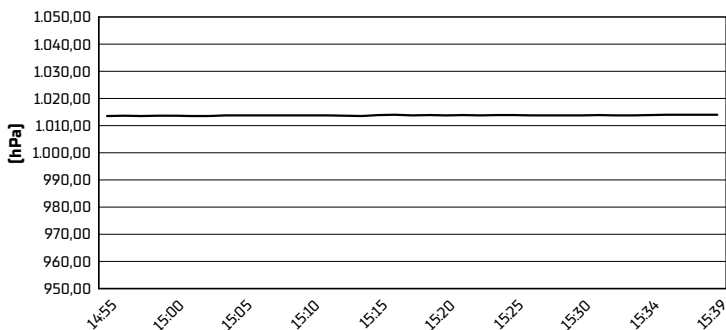
Air Temperature



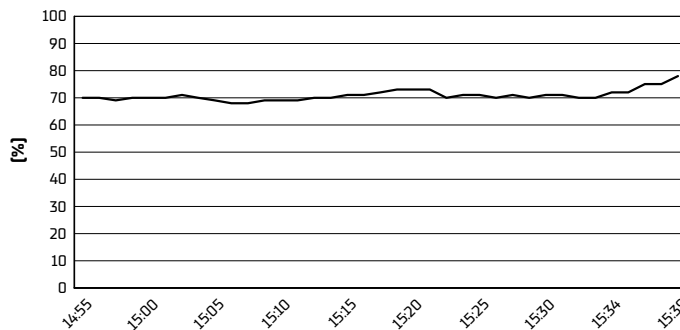
Track Temperature



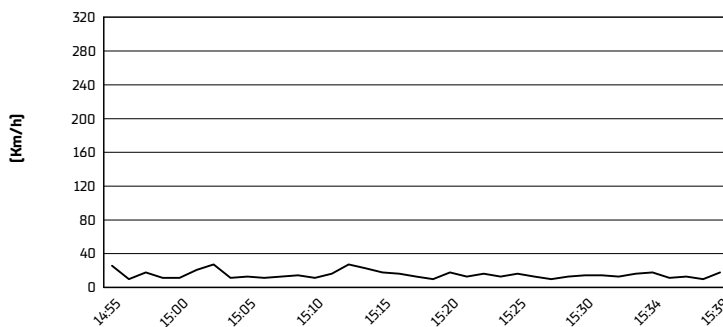
Air Pressure



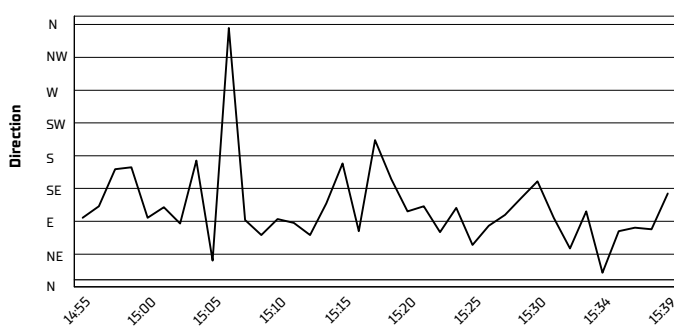
Humidity



Wind Speed



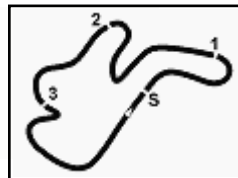
Wind Direction



23/02/2024

These data/results cannot be reproduced, stored and/or transmitted in whole or in part by any manner of electronic, mechanical, photocopying, recording, broadcasting or otherwise now known or herein after developed without the previous express consent by the copyright owner, except for reproduction in daily press and regular printed publications on sale to the public within 60 days of the event related to those data/results and always provided that copyright symbol appears together as follows below.

© DORNA WSBK ORGANIZATION Srl 2024


Grand Ridge Brewery Australian Round, 23–25 February 2024
Tissot Superpole Ranking

	2021	2022	2023	2024
01 Phillip Island		Caricasulo (Ita) Duc 1'37.161 (164,7 Km/h)	Manzi (Ita) Yam 1'32.814 (172,4 Km/h)	Huertas (Esp) Duc 1'31.407 (175,1 Km/h)
02 Barcelona	Gonzalez (Esp) Yam 1'44.593 (159,3 Km/h)	Aegerter (Sui) Yam 1'43.983 (160,2 Km/h)	Bulega (Ita) Duc 1'44.243 (159,8 Km/h)	
03 Assen	Aegerter (Sui) Yam 1'37.222 (168,2 Km/h)	Aegerter (Sui) Yam 1'36.906 (168,7 Km/h)	Bulega (Ita) Duc 1'36.900 (168,7 Km/h)	
04 Misano	Aegerter (Sui) Yam 1'37.726 (149,6 Km/h)	Aegerter (Sui) Yam 1'37.173 (150,4 Km/h)	Bulega (Ita) Duc 1'36.495 (151,5 Km/h)	
05 Donington		Aegerter (Sui) Yam 1'29.961 (160,9 Km/h)	Bulega (Ita) Duc 1'29.323 (162,0 Km/h)	
06 Most	Gonzalez (Esp) Yam 1'35.213 (159,3 Km/h)	Baldassarri (Ita) Yam 1'34.952 (159,7 Km/h)	Bulega (Ita) Duc 1'34.479 (160,5 Km/h)	
07 Portimao	Cluzel (Fra) Yam 1'43.908 (159,1 Km/h)	Aegerter (Sui) Yam 1'43.065 (160,4 Km/h)	Bulega (Ita) Duc 1'42.769 (160,9 Km/h)	
08 Balaton				
09 Magny-Cours	Bernardi (Smr) Yam 1'40.330 (158,3 Km/h)	Caricasulo (Ita) Duc 1'40.565 (157,9 Km/h)	Bulega (Ita) Duc 1'40.074 (158,7 Km/h)	
10 Cremona				
11 Aragon	Cluzel (Fra) Yam 1'52.937 (161,8 Km/h)	Baldassarri (Ita) Yam 1'52.706 (162,2 Km/h)	Bulega (Ita) Duc 1'52.306 (162,7 Km/h)	
12 Jerez	Oettl (Ger) Kaw 1'41.798 (156,4 Km/h)		Bulega (Ita) Duc 1'41.823 (156,4 Km/h)	

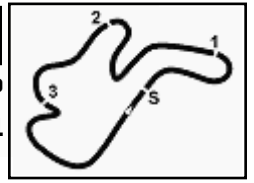
2024
1 A. Huertas
ALL TIMES

34 K. Sofuoglu	4 R. Krummenacher	1 L. Bernardi
24 J. Cluzel	4 R. Xaus	1 K. Coghlan
22 S. Charpentier	3 S. Cortese	1 C. Davies
17 B. Parkes	3 K. Curtain	1 M. Fabrizio
15 K. Muggeridge	3 J. Lascorz	1 T. Gradinger
14 F. Foret	3 I. MacPherson	1 A. Huertas
14 S. Lowes	3 A. Pitt	1 C. Jones
12 F. Caricasulo	3 D. Salom	1 C. Kellner
11 D. Aegerter	2 L. Baldassarri	1 S. Manzi
10 N. Bulega	2 P. Bontempi	1 F. Marino
10 C. Crutchlow	2 M. Gonzalez	1 M. Meregalli
8 L. Mahias	2 V. Guareschi	1 S. Morais
7 A. Locatelli	2 M. Lagrive	1 P. Oettl
6 S. Chambon	2 M. Pirro	1 C. Perolari
6 E. Laverty	2 L. Scassa	1 P. Riba
5 P. Casoli	2 K. Smith	1 S. Sanna
5 K. Fujiwara	2 J. Teuchert	1 L. Stapleford
5 P. Jacobsen	2 N. Tuuli	1 J. Vd Goorbergh
5 C. Vermeulen	2 M. van der Mark	1 J. Whitham

23/02/2024

These data/results cannot be reproduced, stored and/or transmitted in whole or in part by any manner of electronic, mechanical, photocopying, recording, broadcasting or otherwise now known or herein after developed without the previous express consent by the copyright owner, except for reproduction in daily press and regular printed publications on sale to the public within 60 days of the event related to those data/results and always provided that copyright symbol appears together as follows below.

© DORNA WSBK ORGANIZATION Srl 2024



Phillip Island 4.445 m

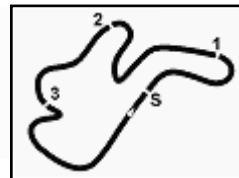
Grand Ridge Brewery Australian Round, 23–25 February 2024
Tissot Superpole Award

	Points	Points From First	Points From Previous	February 25 PHILLIP ISLAND	March 24 BARCELONA	April 21 ASSEN	June 16 MISANO	July 14 DONINGTON PARK	July 21 MOST	August 11 PORTIMAO	August 25 BALATON PARK	September 8 MAGNY-COURS	September 22 CREMONA CIRCUIT	September 29 ARAGON	October 20 JEREZ				
1 HUERTAS Adrian (ESP)	12			12															
2 MONTELLA Yari (ITA)	9	3		9															
3 SCHROETTER Marcel (GER)	7	5	2	7															
4 MANZI Stefano (ITA)	6	6	1	6															
5 DEBISE Valentin (FRA)	5	7	1	5															
6 MAHIAS Lucas (FRA)	4	8	1	4															
7 SOFUOGLU Bahattin (TUR)	3	9	1	3															
8 CARICASULO Federico (ITA)	2	10	1	2															
9 NAVARRO Jorge (ESP)	1	11	1	1															

23/02/2024 Odd points columns: Tissot Superpole Even points columns: Tissot Superpole Race

These data/results cannot be reproduced, stored and/or transmitted in whole or in part by any manner of electronic, mechanical, photocopying, recording, broadcasting or otherwise now known or herein after developed without the previous express consent by the copyright owner, except for reproduction in daily press and regular printed publications on sale to the public within 60 days of the event related to those data/results and always provided that copyright symbol appears together as follows below.

© DORNA WSBK ORGANIZATION Srl 2024



Phillip Island 4.445 m

Grand Ridge Brewery Australian Round, 23-25 February 2024
Provisional Starting Grid - Race 1 (18 Laps x 4,445 km = 80,010 km)

1	1	99 HUERTAS A. Ducati 1'31.407	2	55 MONTELLA Y. Ducati 1'31.566	3	23 SCHROETTER M. MVAgusta 1'31.822
2	4	62 MANZI S. Yamaha 1'32.005	5	53 DEBISE V. Yamaha 1'32.041	6	94 MAHIAS L. Yamaha 1'32.151
3	7	54 SOFUOGLU B. MVAgusta 1'32.219	8	64 CARICASULO F. MVAgusta 1'32.370	9	9 NAVARRO J. Triumph 1'32.515
4	10	66 TUULI N. Ducati 1'32.542	11	69 BOOTH-AMOS T. Triumph 1'32.587	12	61 ONCU C. Kawasaki 1'32.887
5	13	72 RUIZ Y. Yamaha 1'33.066	14	7 BALDASSARRI L. Ducati 1'33.136	15	32 BAYLISS O. Ducati 1'33.322
6	16	21 TOPARIS T. Yamaha 1'33.336	17	28 VAN STRAALEN G. Yamaha 1'33.510	18	25 BRENNER M. Kawasaki 1'33.682
7	19	50 VOSTATEK O. Triumph 1'33.903	20	51 SARMOON A. Yamaha 1'34.087	21	17 MCPHEE J. Triumph 1'34.172
8	22	27 TOBA K. Honda 1'34.502	23	39 KEANKUM K. Yamaha 1'34.907	24	78 OKUBO H. Kawasaki 1'35.381
9	25	89 BIN PAWI K. Honda 1'35.518	26	5 ANTONELLI N. Ducati		

23/02/2024 The Race Director

These data/results cannot be reproduced, stored and/or transmitted in whole or in part by any manner of electronic, mechanical, photocopying, recording, broadcasting or otherwise now known or herein after developed without the previous express consent by the copyright owner, except for reproduction in daily press and regular printed publications on sale to the public within 60 days of the event related to those data/results and always provided that copyright symbol appears together as follows below. © DORNA WSBK ORGANIZATION Srl 2024