

Pirelli Catalunya Round, 22-24 March 2024

Chronological Analysis Race 1

Start at 14:00'27.210

1 / 4

1° 54 T. RAZGATLIOGLU [1'41.729]							
Lap	Seg1	Seg2	Seg3	Seg4	Lap Time	km/h	Local Time
1		32.484	20.923	31.664	1'44.357	266,0	14:02'11.567
2	16.893	32.249	20.898	31.689	1'41.729	317,6	14:03'53.296
3	16.904	32.561	21.039	31.669	1'42.173	316,7	14:05'35.469
4	17.025	32.437	20.997	31.735	1'42.194	317,6	14:07'17.663
5	17.035	32.734	20.979	31.665	1'42.413	316,7	14:09'00.076
6	16.917	32.411	20.970	31.688	1'41.986	320,5	14:10'42.062
7	17.291	32.645	21.094	31.887	1'42.917	318,6	14:12'24.979
8	17.106	32.664	21.146	31.817	1'42.733	321,4	14:14'07.712
9	16.977	32.753	21.142	31.849	1'42.721	318,6	14:15'50.433
10	17.188	32.937	21.248	31.968	1'43.341	317,6	14:17'33.774
11	16.854	32.710	21.075	31.925	1'42.564	318,6	14:19'16.338
12	17.041	32.585	21.072	31.953	1'42.651	315,8	14:20'58.989
13	17.019	32.739	21.267	31.852	1'42.877	314,9	14:22'41.866
14	17.110	32.713	21.201	32.052	1'43.076	314,9	14:24'24.942
15	17.112	32.800	21.169	32.269	1'43.350	314,9	14:26'08.292
16	17.155	32.882	21.194	32.166	1'43.397	315,8	14:27'51.689
17	17.184	32.902	21.311	32.221	1'43.618	316,7	14:29'35.307
18	17.103	33.042	21.246	32.289	1'43.680	317,6	14:31'18.987
19	17.176	33.029	21.220	32.259	1'43.684	315,8	14:33'02.671
20	17.093	33.381	21.326	32.556	1'44.356	319,5	14:34'47.027
Race Time 34'19.817							

16	17.088	32.875	21.172	32.245	1'43.380	315,8	14:27'54.974
17	17.241	32.983	21.328	32.707	1'44.259	315,8	14:29'39.233
18	17.152	33.172	21.271	32.429	1'44.024	314,9	14:31'23.257
19	17.246	33.118	21.278	32.559	1'44.201	314,0	14:33'07.458
20	17.252	33.371	21.418	32.866	1'44.907	314,0	14:34'52.365
Race Time 34'25.155							

2° 11 N. BULEGA [1'41.545]							
Lap	Seg1	Seg2	Seg3	Seg4	Lap Time	km/h	Local Time
1		32.701	21.131	31.446	1'45.161	268,0	14:02'12.371
2	17.327	32.296	20.887	31.468	1'41.978	315,8	14:03'54.349
3	17.079	32.036	20.835	31.595	1'41.545	314,9	14:05'35.894
4	16.979	32.396	21.090	31.608	1'42.073	322,4	14:07'17.967
5	17.011	32.303	20.790	31.602	1'41.706	322,4	14:08'59.673
6	17.098	32.170	21.080	31.477	1'41.825	312,1	14:10'41.498
7	17.102	32.121	20.901	31.639	1'41.763	312,1	14:12'23.261
8	17.070	32.212	20.893	31.693	1'41.868	311,2	14:14'05.129
9	17.089	32.254	20.921	31.698	1'41.962	311,2	14:15'47.091
10	17.129	32.373	20.967	31.829	1'42.298	312,1	14:17'29.389
11	17.200	32.447	21.104	31.903	1'42.654	310,3	14:19'12.043
12	17.045	32.462	21.097	31.815	1'42.419	311,2	14:20'54.462
13	17.146	32.570	21.151	31.889	1'42.756	311,2	14:22'37.218
14	17.211	32.657	21.202	32.279	1'43.349	310,3	14:24'20.567
15	17.301	32.931	21.262	32.322	1'43.816	310,3	14:26'04.383
16	17.223	32.858	21.280	32.606	1'43.967	312,1	14:27'48.350
17	17.319	32.977	21.397	32.560	1'44.253	312,1	14:29'32.603
18	17.298	33.078	21.407	32.619	1'44.402	311,2	14:31'17.005
19	17.304	33.344	21.533	32.785	1'44.966	311,2	14:33'01.971
20	17.487	33.852	21.490	33.095	1'45.924	312,1	14:34'47.895
Race Time 34'20.685							

4° 29 A. IANNONE [1'41.892]								
Lap	Seg1	Seg2	Seg3	Seg4	Lap Time	km/h	Local Time	
1			32.647	21.041	31.499	1'44.622	268,7	14:02'11.832
2	17.163	32.257	20.963	31.509	1'41.892	315,8	14:03'53.724	
3	17.144	32.398	21.017	31.456	1'42.015	314,9	14:05'35.739	
4	16.961	32.450	21.089	31.612	1'42.112	320,5	14:07'17.851	
5	17.266	32.515	20.960	31.657	1'42.398	318,6	14:09'00.249	
6	17.059	32.327	21.005	31.555	1'41.946	321,4	14:10'42.195	
7	17.026	32.485	21.025	31.868	1'42.404	323,4	14:12'24.599	
8	17.225	32.563	21.196	31.740	1'42.724	311,2	14:14'07.323	
9	17.111	32.674	21.125	31.930	1'42.840	313,0	14:15'50.163	
10	17.285	32.883	21.297	31.995	1'43.460	312,1	14:17'33.623	
11	17.349	32.772	21.144	31.917	1'43.182	311,2	14:19'16.805	
12	17.351	32.670	21.118	31.937	1'43.076	315,8	14:20'59.881	
13	17.177	32.841	21.167	31.978	1'43.163	314,0	14:22'43.044	
14	17.238	32.893	21.246	32.203	1'43.580	312,1	14:24'26.624	
15	17.199	32.934	21.226	32.342	1'43.701	312,1	14:26'10.325	
16	17.216	33.156	21.412	32.415	1'44.199	313,0	14:27'54.524	
17	17.307	33.197	21.449	32.813	1'44.766	313,0	14:29'39.290	
18	17.348	33.369	21.447	32.735	1'44.899	315,8	14:31'24.189	
19	17.522	33.469	21.540	32.856	1'45.387	314,0	14:33'09.576	
20	17.414	33.854	21.588	33.138	1'45.994	310,3	14:34'55.570	
Race Time 34'28.360								

3° 1 A. BAUTISTA [1'42.187]							
Lap	Seg1	Seg2	Seg3	Seg4	Lap Time	km/h	Local Time
1		33.028	21.361	31.970	1'46.740	274,8	14:02'13.950
2	16.972	32.444	21.130	31.641	1'42.187	326,3	14:03'56.137
3	17.183	32.437	20.999	31.602	1'42.221	320,5	14:05'38.358
4	17.106	32.434	21.101	31.655	1'42.296	319,5	14:07'20.654
5	17.018	32.495	21.029	31.649	1'42.191	318,6	14:09'02.845
6	17.111	32.712	21.077	32.078	1'42.978	316,7	14:10'45.823
7	16.934	32.546	21.072	31.654	1'42.206	319,5	14:12'28.029
8	16.942	32.577	21.007	31.666	1'42.192	321,4	14:14'10.221
9	17.167	32.832	21.105	31.915	1'43.019	323,4	14:15'53.240
10	17.165	32.689	21.089	31.792	1'42.735	319,5	14:17'35.975
11	17.042	32.908	21.104	31.874	1'42.928	319,5	14:19'18.903
12	17.051	32.732	21.135	31.818	1'42.736	318,6	14:21'01.639
13	17.162	32.755	21.246	31.863	1'43.026	322,4	14:22'44.665
14	17.173	32.922	21.199	32.168	1'43.462	315,8	14:24'28.127
15	17.134	32.912	21.219	32.202	1'43.467	316,7	14:26'11.594

5° 55 A. LOCATELLI [1'42.127]								
Lap	Seg1	Seg2	Seg3	Seg4	Lap Time	km/h	Local Time	
1			32.548	21.072	31.597	1'44.916	264,7	14:02'12.126
2	17.204	32.336	21.058	31.529	1'42.127	318,6	14:03'54.253	
3	17.365	32.292	21.011	31.678	1'42.346	316,7	14:05'36.599	
4	17.115	32.434	21.024	31.736	1'42.309	315,8	14:07'18.908	
5	17.109	32.413	21.019	31.817	1'42.358	313,0	14:09'01.266	
6	17.426	32.567	21.059	31.843	1'42.895	313,0	14:10'44.161	
7	17.150	32.519	21.159	31.812	1'42.640	314,0	14:12'26.801	
8	17.115	32.692	21.210	31.939	1'42.956	314,0	14:14'09.757	
9	17.193	32.529	21.115	31.890	1'42.727	314,0	14:15'52.484	
10	17.144	32.661	21.213	32.064	1'43.082	313,0	14:17'35.566	
11	17.293	33.025	21.405	31.931	1'43.654	314,0	14:19'19.220	
12	17.136	32.716	21.199	31.996	1'43.047	315,8	14:21'02.267	
13	17.123	32.874	21.303	32.083	1'43.383	316,7	14:22'45.650	
14	17.289	32.971	21.337	32.175	1'43.772	314,0	14:24'29.422	
15	17.136	32.937	21.316	32.231	1'43.620	314,9	14:26'13.042	
16	17.207	33.247	21.339	32.446	1'44.239	314,9	14:27'57.281	
17	17.283	33.084	21.377	32.488	1'44.232	313,0	14:29'41.513	
18	17.360	33.332	21.458	32.753	1'44.903	314,9	14:31'26.416	
19	17.429	33.626	21.466	32.619	1'45.140	314,0	14:33'11.556	
20	17.391	33.507	21.543	32.848	1'45.289	309,5	14:34'56.845	
Race Time 34'29.635								

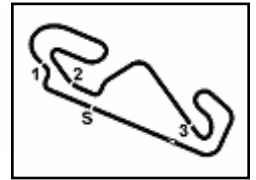
6° 22 A. LOWES [1'42.151]								
Lap	Seg1	Seg2	Seg3	Seg4	Lap Time	km/h	Local Time	
1			32.442	21.199	31.501	1'45.112	269,3	14:02'12.322
2	17.207	32.276	21.089	31.737	1'42.309	319,5	14:03'54.631	
3	17.268	32.504	21.111	31.727	1'42.610	317,6	14:05'37.241	
4	17.095	32.333	21.040	31.683	1'42.151	321,4	14:07'19.392	
5	17.132	32.586	21.046	31.743	1'42.507	316,7	14:09'01.899	
6	17.078	32.448	21.139	31.859	1'42.524	320,5	14:10'44.423	
7	17.173	32.568	21.116	31.780	1'42.637	321,4	14:12'27.060	
8	17.179	32.546	21.251	31.926	1'42.902	318,6	14:14'09.962	
9	17.230	32.680	21.062	31.892	1'42.864	323,4	14:15'52.826	

23/03/2024

P = Pits In/Out - C = Lap Time Cancelled

These data/results cannot be reproduced, stored and/or transmitted in whole or in part by any manner of electronic, mechanical, photocopying, recording, broadcasting or otherwise now known or herein after developed without the previous express consent by the copyright owner, except for reproduction in daily press and regular printed publications on sale to the public within 60 days of the event related to those data/results and always provided that copyright symbol appears together as follows below.

© DORNA WSBK ORGANIZATION Srl 2024



Circuit de Barcelona 4.657 m

Pirelli Catalunya Round, 22-24 March 2024
Chronological Analysis Race 1

Start at 14:00'27.210

2 / 4

10	17.469	32.991	21.261	32.027	1'43.748	318,6	14:17'36.574	4	17.071	32.421	21.018	31.690	1'42.200	318,6	14:07'19.147
11	17.073	32.741	21.310	32.078	1'43.202	321,4	14:19'19.776	5	17.041	32.421	21.065	31.791	1'42.318	317,6	14:09'01.465
12	17.151	32.734	21.138	32.090	1'43.113	320,5	14:21'02.889	6	16.996	32.519	21.062	31.741	1'42.318	320,5	14:10'43.783
13	17.166	32.753	21.277	32.006	1'43.202	320,5	14:22'46.091	7	17.094	32.450	20.998	31.722	1'42.264	314,9	14:12'26.047
14	17.276	32.825	21.365	32.212	1'43.678	321,4	14:24'29.769	8	17.072	32.572	20.981	31.868	1'42.493	314,9	14:14'08.540
15	17.169	32.830	21.288	32.415	1'43.702	321,4	14:26'13.471	9	16.994	32.696	21.087	31.987	1'42.764	315,8	14:15'51.304
16	17.294	33.191	21.312	32.625	1'44.422	321,4	14:27'57.893	10	17.100	32.657	21.203	32.029	1'42.989	315,8	14:17'34.293
17	17.294	33.162	21.279	32.569	1'44.304	319,5	14:29'42.197	11	17.065	32.930	21.194	32.045	1'43.234	317,6	14:19'17.527
18	17.259	33.324	21.455	32.734	1'44.772	318,6	14:31'26.969	12	17.141	32.881	21.130	32.101	1'43.253	316,7	14:21'00.780
19	17.402	33.439	21.632	33.039	1'45.512	318,6	14:33'12.481	13	17.143	32.999	21.193	32.168	1'43.503	315,8	14:22'44.283
20	17.373	33.565	21.503	33.295	1'45.736	321,4	14:34'58.217	14	17.192	33.077	21.225	32.545	1'44.039	314,0	14:24'28.322

Race Time 34'31.007

7° 9 D. PETRUCCI (1'42.032)							
Lap	Seg.1	Seg.2	Seg.3	Seg.4	Lap Time	km/h	Local Time
1		32.657	21.249	31.516	1'45.592	272,7	14:02'12.802
2	17.200	32.547	21.075	31.534	1'42.356	329,3	14:03'55.158
3	17.086	33.117	21.007	31.677	1'42.887	325,3	14:05'38.045
4	16.950	32.407	21.024	31.651	1'42.032	322,4	14:07'20.077
5	17.146	32.513	21.121	31.792	1'42.572	322,4	14:09'02.649
6	17.041	32.542	21.088	31.611	1'42.282	324,3	14:10'44.931
7	17.103	32.484	21.051	31.770	1'42.408	319,5	14:12'27.339
8	17.165	32.547	21.183	31.861	1'42.756	323,4	14:14'10.095
9	17.181	32.838	21.089	31.828	1'42.936	324,3	14:15'53.031
10	17.085	32.664	21.118	31.865	1'42.732	324,3	14:17'35.763
11	16.980	32.815	21.056	31.884	1'42.735	322,4	14:19'18.498
12	17.130	32.796	21.058	31.939	1'42.923	319,5	14:21'01.421
13	17.140	32.802	21.248	31.953	1'43.143	319,5	14:22'44.564
14	17.417	33.029	21.266	32.219	1'43.931	321,4	14:24'28.495
15	17.074	33.025	21.338	32.338	1'43.775	324,3	14:26'12.270
16	17.144	33.135	21.259	32.551	1'44.089	319,5	14:27'56.359
17	17.315	33.248	21.381	32.666	1'44.610	317,6	14:29'40.969
18	17.350	33.552	21.514	32.955	1'45.371	316,7	14:31'26.340
19	17.321	33.900	21.692	33.136	1'46.049	315,8	14:33'12.389
20	17.619	33.998	21.574	33.467	1'46.658	317,6	14:34'59.047

Race Time 34'31.857

8° 77 D. AEGERTER (1'42.177)							
Lap	Seg.1	Seg.2	Seg.3	Seg.4	Lap Time	km/h	Local Time
1		32.942	21.327	31.600	1'46.129	266,0	14:02'13.339
2	17.085	32.357	21.083	31.652	1'42.177	317,6	14:03'55.516
3	17.095	32.497	21.097	31.700	1'42.389	317,6	14:05'37.905
4	17.280	32.585	21.048	31.733	1'42.646	314,0	14:07'20.551
5	17.293	32.596	21.050	31.748	1'42.687	305,9	14:09'03.238
6	17.164	32.538	21.168	32.055	1'42.925	318,6	14:10'46.163
7	17.122	32.587	21.124	31.868	1'42.701	317,6	14:12'28.864
8	17.211	32.634	21.176	31.947	1'42.968	317,6	14:14'11.832
9	17.175	32.767	21.149	31.947	1'43.038	316,7	14:15'54.870
10	17.249	32.787	21.171	32.082	1'43.289	314,0	14:17'38.159
11	17.187	33.027	21.338	32.275	1'43.827	317,6	14:19'21.986
12	17.211	32.726	21.066	31.961	1'42.964	318,6	14:21'04.950
13	17.200	32.898	21.146	32.058	1'43.302	314,0	14:22'48.252
14	17.266	32.811	21.279	32.240	1'43.596	313,0	14:24'31.848
15	17.217	32.937	21.412	32.242	1'43.808	313,0	14:26'15.656
16	17.314	33.006	21.237	32.426	1'43.983	314,9	14:27'59.639
17	17.287	33.139	21.259	32.507	1'44.192	314,9	14:29'43.831
18	17.467	33.556	21.419	32.575	1'45.017	316,7	14:31'28.848
19	17.401	33.382	21.416	32.777	1'44.976	314,9	14:33'13.824
20	17.461	33.490	21.601	32.980	1'45.532	314,9	14:34'59.356

Race Time 34'32.146

9° 60 M. VAN DER MARK (1'42.124)							
Lap	Seg.1	Seg.2	Seg.3	Seg.4	Lap Time	km/h	Local Time
1		32.547	21.229	31.523	1'45.410	266,7	14:02'12.620
2	17.169	32.348	21.088	31.519	1'42.124	318,6	14:03'54.744
3	16.994	32.409	21.107	31.693	1'42.203	322,4	14:05'36.947

10° 47 A. BASSANI (1'42.413)							
Lap	Seg.1	Seg.2	Seg.3	Seg.4	Lap Time	km/h	Local Time
1		33.097	21.407	31.849	1'46.867	274,8	14:02'14.077
2	17.090	32.415	21.258	31.650	1'42.413	319,5	14:03'56.490
3	17.052	32.447	21.096	31.849	1'42.444	322,4	14:05'38.934
4	17.148	32.502	21.174	31.956	1'42.780	317,6	14:07'21.714
5	17.160	32.475	21.247	32.037	1'42.919	315,8	14:09'04.633
6	17.246	32.641	21.448	31.980	1'43.315	316,7	14:10'47.948
7	17.230	32.511	21.393	32.072	1'43.206	314,9	14:12'31.154
8	17.219	32.586	21.309	32.111	1'43.225	313,0	14:14'14.379
9	17.214	32.595	21.435	32.263	1'43.507	314,0	14:15'57.886
10	17.282	32.659	21.445	32.266	1'43.652	312,1	14:17'41.538
11	17.257	32.727	21.330	32.259	1'43.573	310,3	14:19'25.111
12	17.230	32.806	21.334	32.252	1'43.622	314,0	14:21'08.733
13	17.257	32.747	21.461	32.272	1'43.737	312,1	14:22'52.470
14	17.272	32.915	21.528	32.310	1'44.025	312,1	14:24'36.495
15	17.285	32.882	21.485	32.447	1'44.099	312,1	14:26'20.594
16	17.379	33.749	21.424	32.480	1'45.032	309,5	14:28'05.626
17	17.324	33.025	21.424	32.515	1'44.288	312,1	14:29'49.914
18	17.342	33.052	21.552	32.768	1'44.714	311,2	14:31'34.628
19	17.377	33.136	21.551	32.656	1'44.720	310,3	14:33'19.348
20	17.407	33.264	21.463	32.689	1'44.823	314,0	14:35'04.171

Race Time 34'36.961

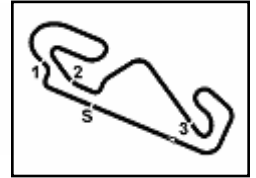
11° 21 M. RINALDI (1'43.014)							
Lap	Seg.1	Seg.2	Seg.3	Seg.4	Lap Time	km/h	Local Time
1		32.913	21.345	31.859	1'46.478	282,0	14:02'13.688
2	17.135	32.861	21.447	31.998	1'43.441	321,4	14:03'57.129
3	17.417	32.728	21.249	31.897	1'43.291	320,5	14:05'40.420
4	17.113	32.700	21.269	31.932	1'43.014	318,6	14:07'23.434
5	17.169	32.779	21.281	31.960	1'43.189	316,7	14:09'06.623
6	17.219	32.764	21.189	31.995	1'43.167	312,1	14:10'49.790
7	17.100	32.916	21.204	31.906	1'43.126	322,4	14:12'32.916
8	17.221	32.838	21.201	32.042	1'43.302	320,5	14:14'16.218
9	17.200	32.801	21.316	32.147	1'43.464	315,8	14:15'59.682
10	17.244	32.858	21.315	32.171	1'43.588	314,0	14:17'43.270
11	17.203	32.891	21.251	32.251	1'43.596	312,1	14:19'26.866
12	17.211	33.006	21.248	32.158	1'43.623	314,9	14:21'10.489
13	17.198	32.967	21.273	32.134	1'43.572	314,0	14:22'54.061
14	17.263	33.037	21.228	32.301	1'43.829	314,0	14:24'37.890
15	17.254	33.066	21.334	32.395	1'44.049	314,9	14:26'21.939
16	17.200	33.535	21.470	32.738	1'44.943	323,4	14:28'06.882
17	17.326	33.260	21.440	32.695	1'44.721	316,7	14:29'51.603
18	17.333	33.277	21.412	32.495	1'44.517	313,0	14:31'36.120
19	17.342	33.279	21.423	32.633	1'44.677	312,1	14:33'20.797
20	17.491	33.381	21.619	32.634	1'45.125	313,0	14:35'05.922

23/03/2024

P = Pits In/Out - C = Lap Time Cancelled

These data/results cannot be reproduced, stored and/or transmitted in whole or in part by any manner of electronic, mechanical, photocopying, recording, broadcasting or otherwise now known or herein after developed without the previous express consent by the copyright owner, except for reproduction in daily press and regular printed publications on sale to the public within 60 days of the event related to those data/results and always provided that copyright symbol appears together as follows below.

© DORNA WSBK ORGANIZATION Srl 2024



Circuit de Barcelona 4.657 m

Pirelli Catalunya Round, 22-24 March 2024
Chronological Analysis Race 1

Start at 14:00'27.210

3 / 4

12° 31 G. GERLOFF [1'42.884]							
Lap	Seg1	Seg2	Seg3	Seg4	Lap Time	km/h	Local Time
1		33.405	21.563	32.015	1'47.530	272,0	14:02'14.740
2	17.316	32.598	21.268	31.763	1'42.945	304,2	14:03'57.685
3	17.182	32.739	21.214	31.891	1'43.026	320,5	14:05'40.711
4	17.176	32.539	21.251	31.918	1'42.884	319,5	14:07'23.595
5	17.125	32.994	21.250	32.078	1'43.447	323,4	14:09'07.042
6	17.285	32.825	21.177	31.969	1'43.256	321,4	14:10'50.298
7	17.146	32.929	21.302	32.002	1'43.379	318,6	14:12'33.677
8	17.079	32.823	21.422	32.126	1'43.450	324,3	14:14'17.127
9	17.051	32.731	21.392	32.024	1'43.198	327,3	14:16'00.325
10	17.168	32.785	21.371	31.977	1'43.301	319,5	14:17'43.626
11	17.146	33.048	21.358	32.132	1'43.684	315,8	14:19'27.310
12	17.084	33.024	21.419	32.114	1'43.641	321,4	14:21'10.951
13	17.119	32.982	21.403	32.085	1'43.589	322,4	14:22'54.540
14	17.191	33.155	21.399	32.225	1'43.970	324,3	14:24'38.510
15	17.205	33.133	21.439	32.301	1'44.078	320,5	14:26'22.588
16	17.184	33.230	21.372	32.706	1'44.492	324,3	14:28'07.080
17	17.556	33.320	21.301	32.613	1'44.790	319,5	14:29'51.870
18	17.365	33.325	21.411	32.625	1'44.726	314,9	14:31'36.596
19	17.254	33.307	21.328	32.744	1'44.633	318,6	14:33'21.229
20	17.188	33.481	21.605	32.971	1'45.245	319,5	14:35'06.474

Race Time 34'38.712

15	17.142	33.286	21.411	32.516	1'44.355	318,6	14:26'21.811
16	17.211	33.481	21.440	32.754	1'44.886	322,4	14:28'06.697
17	17.253	33.376	21.438	33.116	1'45.183	319,5	14:29'51.880
18	17.601	33.484	21.504	32.953	1'45.542	316,7	14:31'37.422
19	17.397	33.620	21.539	32.960	1'45.516	320,5	14:33'22.938
20	17.384	33.950	21.589	33.399	1'46.322	320,5	14:35'09.260

Race Time 34'42.050

13° 71 I. LECUONA [1'42.604]							
Lap	Seg1	Seg2	Seg3	Seg4	Lap Time	km/h	Local Time
1		33.313	21.370	32.053	1'47.457	278,4	14:02'14.667
2	17.139	32.456	21.190	31.819	1'42.604	321,4	14:03'57.271
3	17.080	32.625	21.129	31.890	1'42.724	325,3	14:05'39.995
4	17.117	32.715	21.170	31.983	1'42.985	321,4	14:07'22.980
5	17.284	32.889	21.178	32.057	1'43.408	319,5	14:09'06.388
6	17.211	32.788	21.201	32.057	1'43.257	318,6	14:10'49.645
7	17.133	32.858	21.165	32.005	1'43.161	318,6	14:12'32.806
8	17.415	33.041	21.276	32.068	1'43.800	317,6	14:14'16.606
9	17.144	32.872	21.287	32.040	1'43.343	322,4	14:15'59.949
10	17.183	32.979	21.284	32.172	1'43.618	321,4	14:17'43.567
11	17.129	33.038	21.310	32.074	1'43.551	320,5	14:19'27.118
12	17.119	33.073	21.297	32.077	1'43.566	323,4	14:21'10.684
13	17.129	33.064	21.391	32.117	1'43.701	325,3	14:22'54.385
14	17.235	33.104	21.340	32.342	1'44.021	319,5	14:24'38.406
15	17.222	33.083	21.402	32.358	1'44.065	318,6	14:26'22.471
16	17.242	33.542	21.511	32.674	1'44.969	323,4	14:28'07.440
17	17.381	33.563	21.453	32.608	1'45.005	325,3	14:29'52.445
18	17.317	33.434	21.479	32.913	1'45.143	325,3	14:31'37.588
19	17.390	33.607	21.568	32.848	1'45.413	326,3	14:33'23.001
20	17.477	33.857	21.563	33.323	1'46.220	319,5	14:35'09.221

Race Time 34'42.011

15° 87 R. GARDNER [1'42.072]							
Lap	Seg1	Seg2	Seg3	Seg4	Lap Time	km/h	Local Time
1		32.717	21.262	31.467	1'45.714	269,3	14:02'12.924
2	17.091	32.369	21.088	31.524	1'42.072	320,5	14:03'54.996
3	17.234	32.596	20.999	31.587	1'42.416	314,9	14:05'37.412
4	17.040	32.452	21.090	31.720	1'42.302	319,5	14:07'19.714
5	17.129	32.603	21.174	31.808	1'42.714	319,5	14:09'02.428
6	17.342	32.771	21.170	32.030	1'43.313	316,7	14:10'45.741
7	17.150	32.711	21.138	31.934	1'42.933	317,6	14:12'28.674
8	17.122	32.674	21.158	31.992	1'42.946	316,7	14:14'11.620
9	17.147	32.772	21.068	32.062	1'43.049	314,0	14:15'54.669
10	17.189	32.743	21.168	32.268	1'43.368	314,0	14:17'38.037
11	17.137	33.014	21.352	32.377	1'43.880	314,9	14:19'21.917
12	17.350	33.146	21.275	32.305	1'44.076	313,0	14:21'05.993
13	17.280	33.131	21.426	32.417	1'44.254	314,0	14:22'50.247
14	17.361	33.392	21.395	32.683	1'44.831	311,2	14:24'35.078
15	17.414	33.500	21.542	33.010	1'45.466	310,3	14:26'20.544
16	17.637	33.874	21.678	33.289	1'46.478	311,2	14:28'07.022
17	17.545	34.017	21.789	33.473	1'46.824	317,6	14:29'53.846
18	17.623	34.109	21.662	33.780	1'47.174	314,9	14:31'41.020
19	17.772	34.412	21.959	34.260	1'48.403	310,3	14:33'29.423
20	17.968	35.072	21.984	34.667	1'49.691	307,7	14:35'19.114

Race Time 34'51.904

14° 97 X. VIERGE [1'42.543]							
Lap	Seg1	Seg2	Seg3	Seg4	Lap Time	km/h	Local Time
1		33.154	21.407	31.927	1'47.165	276,2	14:02'14.375
2	17.079	32.483	21.185	31.796	1'42.543	320,5	14:03'56.918
3	17.068	32.588	21.053	31.866	1'42.575	325,3	14:05'39.493
4	17.022	32.675	21.116	31.907	1'42.720	325,3	14:07'22.213
5	17.084	32.788	21.214	32.033	1'43.119	324,3	14:09'05.332
6	17.174	32.728	21.278	32.053	1'43.233	322,4	14:10'48.565
7	17.133	32.872	21.275	32.037	1'43.317	322,4	14:12'31.882
8	17.077	32.958	21.198	32.078	1'43.311	321,4	14:14'15.193
9	17.081	32.843	21.266	32.151	1'43.341	322,4	14:15'58.534
10	17.169	32.892	21.246	32.229	1'43.536	321,4	14:17'42.070
11	17.201	33.021	21.273	32.222	1'43.717	320,5	14:19'25.787
12	17.108	33.035	21.314	32.251	1'43.708	321,4	14:21'09.495
13	17.184	33.161	21.346	32.222	1'43.913	320,5	14:22'53.408
14	17.215	33.092	21.388	32.353	1'44.048	319,5	14:24'37.456

16° 95 T. MACKENZIE [1'43.119]							
Lap	Seg1	Seg2	Seg3	Seg4	Lap Time	km/h	Local Time
1		33.884	21.633	31.992	1'48.483	272,0	14:02'15.693
2	17.294	32.778	21.356	31.871	1'43.299	320,5	14:03'58.992
3	17.180	32.799	21.294	31.846	1'43.119	320,5	14:05'42.111
4	17.165	32.866	21.346	31.975	1'43.352	320,5	14:07'25.463
5	17.204	32.807	21.416	31.942	1'43.369	318,6	14:09'08.832
6	17.224	32.768	21.351	31.970	1'43.313	316,7	14:10'52.145
7	17.153	33.004	21.490	32.136	1'43.783	316,7	14:12'35.928
8	17.168	32.826	21.469	32.050	1'43.513	317,6	14:14'19.441
9	17.268	32.999	21.357	32.138	1'43.762	315,8	14:16'03.203
10	17.268	33.405	21.493	32.185	1'44.351	314,9	14:17'47.554
11	17.225	33.285	21.437	32.149	1'44.096	314,9	14:19'31.650
12	17.423	33.585	21.411	32.288	1'44.707	313,0	14:21'16.357
13	17.242	33.060	21.405	32.223	1'43.930	312,1	14:23'00.287
14	17.350	33.153	21.551	32.326	1'44.380	310,3	14:24'44.667
15	17.455	33.275	21.608	32.886	1'45.224	312,1	14:26'29.891
16	17.416	33.390	21.615	32.772	1'45.193	312,1	14:28'15.084
17	17.377	33.597	21.699	32.896	1'45.569	315,8	14:30'00.653
18	17.664	33.889	21.747	33.212	1'46.512	313,0	14:31'47.165
19	17.589	33.861	21.807	33.374	1'46.631	307,7	14:33'33.796
20	17.679	34.134	21.996	33.603	1'47.412	307,7	14:35'21.208

Race Time 34'53.998

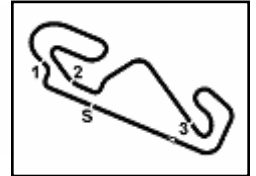
17° 45 S. REDDING [1'42.792]							
Lap	Seg1	Seg2	Seg3	Seg4	Lap Time	km/h	Local Time
1		33.104	21.481	32.179	1'47.364	268,7	14:02'14.574
2	17.372	32.543	21.203	32.368	1'43.486	319,5	14:03'58.060
3	17.202	32.616	21.202	31.772	1'42.792	320,5	14:05'40.852
4	17.201	32.668	21.159	31.853	1'42.881	322,4	14:07'23.733
5	17.193	32.969	21.234	32.031	1'43.427	317,6	14:09'07.160
6	17.060	32.691	21.048	32.137	1'42.936	323,4	14:10'50.096
7	17.124	32.800	21.187	31.991	1'43.102	322,4	14:12'33.198
8	17.125	33.033	21.275	32.352	1'43.785	321,4	14:14'16.983

23/03/2024

P = Pits In/Out - C = Lap Time Cancelled

These data/results cannot be reproduced, stored and/or transmitted in whole or in part by any manner of electronic, mechanical, photocopying, recording, broadcasting or otherwise now known or herein after developed without the previous express consent by the copyright owner, except for reproduction in daily press and regular printed publications on sale to the public within 60 days of the event related to those data/results and always provided that copyright symbol appears together as follows below.

© DORNA WSBK ORGANIZATION Srl 2024



Pirelli Catalunya Round, 22-24 March 2024
Chronological Analysis Race 1

Start at 14:00'27.210

4 / 4

9	17.387	33.797	21.360	32.208	1'44.752	320,5	14:16'01.735	3	17.449	33.816	21.913	32.427	1'45.605	313,0	14:05'46.321
10	17.170	32.871	21.350	32.269	1'43.660	317,6	14:17'45.395	4	17.411	33.259	21.672	32.399	1'44.741	310,3	14:07'31.062
11	17.088	33.024	21.394	32.333	1'43.839	317,6	14:19'29.234	5	17.336	33.434	21.675	32.371	1'44.816	309,5	14:09'15.878
12	17.128	33.042	21.327	32.309	1'43.806	316,7	14:21'13.040	6	17.477	33.362	21.549	32.388	1'44.776	309,5	14:11'00.654
13	17.349	33.252	21.332	32.356	1'44.289	321,4	14:22'57.329	7	17.434	33.286	21.758	32.433	1'44.911	307,7	14:12'45.565
14	17.262	33.227	21.342	32.664	1'44.495	312,1	14:24'41.824	8	17.496	33.341	21.590	32.540	1'44.967	308,6	14:14'30.532
15	17.337	33.369	21.625	32.892	1'45.223	313,0	14:26'27.047	9	17.483	33.350	21.693	32.572	1'45.098	307,7	14:16'15.630
16	17.430	33.773	21.820	33.250	1'46.273	313,0	14:28'13.320	10	17.390	33.275	21.737	32.738	1'45.140	307,7	14:18'00.770
17	17.510	33.873	21.845	33.465	1'46.693	311,2	14:30'00.013	11	17.411	33.419	21.784	32.665	1'45.279	307,7	14:19'46.049
18	17.640	34.809	21.932	33.640	1'48.021	311,2	14:31'48.034	12	17.412	33.488	21.797	32.673	1'45.370	309,5	14:21'31.419
19	17.722	34.834	22.065	33.792	1'48.413	311,2	14:33'36.447	13	17.477	33.592	21.717	32.849	1'45.635	308,6	14:23'17.054
20	17.668	34.503	22.001	33.948	1'48.120	312,1	14:35'24.567	14	17.554	33.663	21.670	32.961	1'45.848	305,1	14:25'02.902
Race Time 34'57.357															

18°		28 B. RAY [1'43.113]					
Lap	Seg.1	Seg.2	Seg.3	Seg.4	Lap Time	km/h	Local Time
1		33.477	21.359	32.144	1'47.787	272,7	14:02'14.997
2	17.467	32.754	21.362	31.757	1'43.340	317,6	14:03'58.337
3	17.246	32.873	21.283	31.711	1'43.113	318,6	14:05'41.450
4	17.419	32.678	21.301	31.778	1'43.176	312,1	14:07'24.626
5	17.242	32.692	21.228	32.024	1'43.186	316,7	14:09'07.812
6	17.238	32.759	21.304	31.980	1'43.281	316,7	14:10'51.093
7	17.300	32.845	21.198	32.021	1'43.364	317,6	14:12'34.457
8	17.230	32.991	21.321	32.040	1'43.582	317,6	14:14'18.039
9	17.320	33.106	21.394	32.164	1'43.984	316,7	14:16'02.703
10	17.256	32.877	21.376	32.173	1'43.682	315,8	14:17'45.025
11	17.205	33.014	21.353	32.224	1'43.796	315,8	14:19'29.501
12	17.276	33.037	21.406	32.307	1'44.026	314,0	14:21'13.527
13	17.353	33.372	21.484	32.483	1'44.692	313,0	14:22'58.219
14	17.447	33.555	21.532	32.797	1'45.331	314,0	14:24'43.550
15	17.536	33.492	21.472	32.738	1'45.238	315,8	14:26'28.788
16	17.480	33.536	21.640	33.024	1'45.680	309,5	14:28'14.468
17	17.538	33.671	21.818	33.091	1'46.118	310,3	14:30'00.586
18	17.945	34.178	22.046	33.509	1'47.678	307,7	14:31'48.264
19	17.849	34.315	21.962	33.872	1'47.998	312,1	14:33'36.262
20	18.183	34.585	22.154	34.084	1'49.006	305,9	14:35'25.268
Race Time 34'58.058							

19°		5 P. DETTL [1'43.151]					
Lap	Seg.1	Seg.2	Seg.3	Seg.4	Lap Time	km/h	Local Time
1		34.043	21.326	31.973	1'48.021	272,7	14:02'15.231
2	17.416	32.768	21.307	31.886	1'43.377	312,1	14:03'58.608
3	17.337	32.741	21.239	31.834	1'43.151	313,0	14:05'41.759
4	17.305	32.823	21.235	31.922	1'43.285	315,8	14:07'25.044
5	17.323	32.859	21.166	32.014	1'43.362	312,1	14:09'08.406
6	17.359	32.824	21.197	32.006	1'43.386	313,0	14:10'51.792
7	17.281	33.009	21.291	31.948	1'43.529	312,1	14:12'35.321
8	17.377	32.899	21.392	32.124	1'43.792	311,2	14:14'19.113
9	17.377	32.972	21.331	32.145	1'43.825	309,5	14:16'02.938
10	17.383	33.430	21.348	32.143	1'44.304	309,5	14:17'47.242
11	17.394	33.114	21.459	32.280	1'44.247	308,6	14:19'31.489
12	17.539	33.348	21.426	32.394	1'44.707	307,7	14:21'16.196
13	17.652	33.303	21.596	32.487	1'45.038	307,7	14:23'01.234
14	17.564	33.370	21.492	32.611	1'45.037	305,9	14:24'46.271
15	17.529	33.416	21.653	32.691	1'45.289	306,8	14:26'31.560
16	17.586	33.672	21.792	32.834	1'45.884	307,7	14:28'17.444
17	17.671	33.705	21.901	32.993	1'46.270	307,7	14:30'03.714
18	17.728	33.961	21.801	33.124	1'46.614	306,8	14:31'50.328
19	18.027	34.254	21.854	33.394	1'47.529	305,1	14:33'37.857
20	17.862	34.346	22.074	33.640	1'47.922	304,2	14:35'25.779
Race Time 34'58.569							

20°		27 A. NORRODIN [1'44.741]					
Lap	Seg.1	Seg.2	Seg.3	Seg.4	Lap Time	km/h	Local Time
1		33.975	21.575	31.966	1'48.683	277,6	14:02'15.893
2	17.368	33.574	21.480	32.401	1'44.823	322,4	14:04'00.716

21°		53 T. RABAT [1'42.918]					
Lap	Seg.1	Seg.2	Seg.3	Seg.4	Lap Time	km/h	Local Time
1		33.405	21.450	32.077	1'47.887	271,4	14:02'15.097
2	17.175	32.590	21.326	31.979	1'43.070	320,5	14:03'58.167
3	17.229	32.685	21.260	31.975	1'43.149	319,5	14:05'41.316
4	17.217	32.636	21.220	31.845	1'42.918	319,5	14:07'24.234
5	17.265	32.714	21.316	32.082	1'43.377	321,4	14:09'07.611
6	17.138	32.745	21.237	32.160	1'43.280	321,4	14:10'50.891
7	17.274	32.764	21.231	32.065	1'43.334	317,6	14:12'34.225
8	17.213	32.999	21.238	32.141	1'43.591	321,4	14:14'17.816
9	17.159	32.888	21.171	32.107	1'43.325	320,5	14:16'01.141
10	17.116	32.869	21.295	32.351	1'43.631	319,5	14:17'44.772
11	17.082	32.940	21.315	32.343	1'43.680	319,5	14:19'28.452
12	17.240	33.206	21.498	32.512	1'44.456	317,6	14:21'12.908
13	17.691	33.282	21.444	32.716	1'45.133	316,7	14:22'58.041
14	17.340	33.617	21.611	32.887	1'45.455	319,5	14:24'43.496
15	17.798	33.790	21.781	33.364	1'46.733	317,6	14:26'30.229
16	17.481	34.055	23.401	50.069	2'05.006P	316,7	14:28'35.235
17	2'13.732	33.343	21.463	32.489	3'41.027P	220,0	14:32'16.262
18	17.362	33.042	21.404	32.434	1'44.242	313,0	14:34'00.504
19	17.293	33.197	21.305	32.848	1'44.643	314,9	14:35'45.147
Race Time 35'17.937							

RET		14 S. LOWES [1'41.440]					
Lap	Seg.1	Seg.2	Seg.3	Seg.4	Lap Time	km/h	Local Time
1		32.322	20.948	31.548	1'44.387	266,7	14:02'11.597
2	17.042	32.243	20.884	31.574	1'41.743	313,0	14:03'53.340
3	17.097	32.179	20.836	31.328	1'41.440	311,2	14:05'34.780
4	17.083	32.325	20.880	31.574	1'41.862	309,5	14:07'16.642
5	17.089	32.456	20.911			309,5	
Race Time 6'49.432							

RET		65 J. REA					
Lap	Seg.1	Seg.2	Seg.3	Seg.4	Lap Time	km/h	Local Time
1		38.672	26.767	44.414	2'12.519P	233,8	14:02'39.729
Race Time 2'12.519							

23/03/2024

P = Pits In/Out - C = Lap Time Cancelled

These data/results cannot be reproduced, stored and/or transmitted in whole or in part by any manner of electronic, mechanical, photocopying, recording, broadcasting or otherwise now known or herein after developed without the previous express consent by the copyright owner, except for reproduction in daily press and regular printed publications on sale to the public within 60 days of the event related to those data/results and always provided that copyright symbol appears together as follows below.

© DORNA WSBK ORGANIZATION Srl 2024

