

Circuit de Barcelona 4.657 m

Pirelli Catalunya Round, 22-24 March 2024

Results Tissot Superpole Race

Laps 10 = 46,570 Km - Time of Race 16'58.029 - Avg. 164,683 km/h

1 / 2

Pos	Grid	No. Rider	Nat	Team	Bike	Class	LL	Gap	Rel.	Fastest Lap	Speed	Qualifying	Speed
1	1	54 T. RAZGATLIOGLU	TUR	ROKIT BMW Motorrad WorldSBK Team	BMW M1000 RR		10			1'41.189	329,3	1'39.489	326,3
2	3	29 A. IANNONE	ITA	Team GoEleven	Ducati Panigale V4R	IND	10	0.075	0.075	1'41.067	324,3	1'39.799	322,4
3	11	1 A. BAUTISTA	ESP	Aruba.it Racing - Ducati	Ducati Panigale V4R		10	0.260	0.185	1'41.185	331,3	1'40.297	322,4
4	2	11 N. BULEGA	ITA	Aruba.it Racing - Ducati	Ducati Panigale V4R		10	0.411	0.151	1'40.955	329,3	1'39.591	318,6
5	7	22 A. LOWES	GBR	Kawasaki Racing Team WorldSBK	Kawasaki ZX-10RR		10	1.611	1.200	1'41.133	323,4	1'40.116	320,5
6	4	60 M. VAN DER MARK	NED	ROKIT BMW Motorrad WorldSBK Team	BMW M1000 RR		10	2.634	1.023	1'41.427	323,4	1'39.947	325,3
7	10	9 D. PETRUCCI	ITA	Barni Spark Racing Team	Ducati Panigale V4R	IND	10	4.249	1.615	1'41.361	330,3	1'40.240	322,4
8	9	55 A. LOCATELLI	ITA	Pata Prometeon Yamaha	Yamaha YZF R1		10	4.354	0.105	1'41.335	320,5	1'40.227	315,8
9	8	87 R. GARDNER	AUS	GYTR GRT Yamaha WorldSBK Team	Yamaha YZF R1		10	5.196	0.842	1'41.474	325,3	1'40.131	320,5
10	6	77 D. AEGERTER	SUI	GYTR GRT Yamaha WorldSBK Team	Yamaha YZF R1		10	5.269	0.073	1'41.725	321,4	1'40.100	317,6
11	5	14 S. LOWES	GBR	ELF Marc VDS Racing Team	Ducati Panigale V4R	IND	10	6.831	1.562	1'41.340	322,4	1'39.988	318,6
12	12	45 S. REDDING	GBR	Bonovo Action BMW	BMW M1000 RR		10	7.338	0.507	1'41.715	323,4	1'40.534	325,3
13	13	65 J. REA	GBR	Pata Prometeon Yamaha	Yamaha YZF R1		10	7.435	0.097	1'41.733	324,3	1'40.537	320,5
14	15	47 A. BASSANI	ITA	Kawasaki Racing Team WorldSBK	Kawasaki ZX-10RR		10	7.891	0.456	1'41.456	327,3	1'40.858	323,4
15	19	97 X. VIERGE	ESP	Team HRC	Honda CBR1000 RR-R		10	10.288	2.397	1'41.946	327,3	1'41.197	327,3
16	17	53 T. RABAT	ESP	Kawasaki Puccetti Racing	Kawasaki ZX-10RR	IND	10	11.060	0.772	1'41.907	323,4	1'41.145	323,4
17	14	31 G. GERLOFF	USA	Bonovo Action BMW	BMW M1000 RR		10	11.864	0.804	1'41.929	322,4	1'40.705	322,4
18	16	21 M. RINALDI	ITA	Team Motocorsa Racing	Ducati Panigale V4R	IND	10	11.937	0.073	1'42.019	320,5	1'40.921	323,4
19	20	5 P. OETTL	GER	GMT94 Yamaha	Yamaha YZF R1	IND	10	16.125	4.188	1'42.641	318,6	1'41.337	314,9
20 P	22	95 T. MACKENZIE	GBR	PETRONAS MIE Racing Honda	Honda CBR1000 RR-R	IND	10	16.300	0.175	1'42.571	319,5	1'41.643	321,4
21	18	7 I. LECUONA	ESP	Team HRC	Honda CBR1000 RR-R		10	16.901	0.601	1'42.590	322,4	1'41.177	326,3
22	21	28 B. RAY	GBR	Yamaha Motoxrcing WorldSBK Team	Yamaha YZF R1	IND	10	19.389	2.488	1'42.646	320,5	1'41.422	315,8
-----Not Classified-----													
RET	23	27 A. NORRODIN	MAS	PETRONAS MIE Racing Honda	Honda CBR1000 RR-R	IND	9	1 Lap		1'43.008	323,4	1'42.793	319,5

AIR	Humidity:	77%	Temp:	14°C
TRACK	Condition:	Dry	Temp:	22°C

Records	Pole [SP]	2024	T.Razgatioglu	1'39.489	168,513 Km/h
	Race [SPRC]	2022	A.Bautista	1'41.135	165,771 Km/h
	All Times [SP]	2024	T.Razgatioglu	1'39.489	168,513 Km/h
Race Fastest Lap	[New Record]	Lap 4	N.Bulega	1'40.955	166,066 Km/h

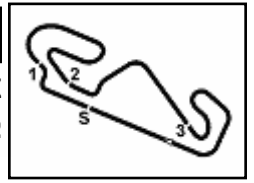
No. Rider	From	To	Laps	Total
14 S. LOWES	1	3	3	3
29 A. IANNONE	4	4	1	
54 T. RAZGATLIOGLU	5	5	1	
29 A. IANNONE	6	6	1	2
54 T. RAZGATLIOGLU	7	10	4	5

No. Rider	Laps
11 N. BULEGA	26
1 A. BAUTISTA	10
29 A. IANNONE	10
22 A. LOWES	9
54 T. RAZGATLIOGLU	8
14 S. LOWES	5
55 A. LOCATELLI	3

24/03/2024 Start 11:00 End 11:25 The results are provisional until the end of the time limit for protests and appeals and the completion of the technical checks.

These data/results cannot be reproduced, stored and/or transmitted in whole or in part by any manner of electronic, mechanical, photocopying, recording, broadcasting or otherwise now known or herein after developed without the previous express consent by the copyright owner, except for reproduction in daily press and regular printed publications on sale to the public within 60 days of the event related to those data/results and always provided that copyright symbol appears together as follows below.

© DORNA WSBK ORGANIZATION Srl 2024



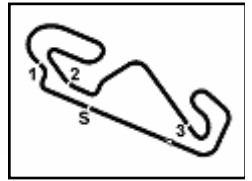
Race Highlights

Time	No. Rider	Description
10.45.00		Sighting Lap Started
10.57.51		Warm Up Lap Started
11.00.21		Start
11.01.40		No Jump Starts
11.07.19		New Best Race Lap
11.15.18		Incident between 7 and 95 under investigation
11.16.37	27 A. NORRODIN	Technical Problem - Turn 2
11.16.47	27 A. NORRODIN	Not Actively Competing
11.18.57		Podium Confirmed
11.25.09		End Of Session
11.27.28	95 T. MACKENZIE	Penalized to drop 1 position for irresponsible riding

24/03/2024 Start End The results are provisional until the end of the time limit for protests and appeals and the completion of the technical checks.

These data/results cannot be reproduced, stored and/or transmitted in whole or in part by any manner of electronic, mechanical, photocopying, recording, broadcasting or otherwise now known or herein after developed without the previous express consent by the copyright owner, except for reproduction in daily press and regular printed publications on sale to the public within 60 days of the event related to those data/results and always provided that copyright symbol appears together as follows below.

© DORNA WSBK ORGANIZATION Srl 2024



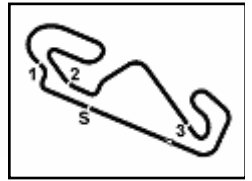
Pirelli Catalunya Round, 22-24 March 2024 Riders Standings

Rider	Points	Points From First	Points From Previous	February 25	March 24	April 21	June 16	July 14	July 21	August 11	August 25	September 8	September 22	September 29	October 20				
				PHILLIP ISLAND	BARCELONA	ASSEN	MISANO	DONINGTON PARK	MOST	PORTIMAO	BALATON PARK	MAGNY-COURS	CREMONA CIRCUIT	ARAGON	JEREZ				
1 BULEGA Nicolo (ITA)	67			25 11 5	20 6														
2 LOWES Alex (GBR)	65	2		13 25 12	10 5														
3 RAZGATLIOGLU Toprak (TUR)	55	12	10	11 7	25 12														
4 IANNONE Andrea (ITA)	51	16	4	16 13 13	13 9														
5 BAUTISTA Alvaro (ESP)	50	17	1	1 20 6	16 7														
6 LOCATELLI Andrea (ITA)	42	25	8	20 9	11 2														
7 PETRUCCI Danilo (ITA)	36	31	6	8 16 9	9 3														
8 AEGERTER Dominique (SUI)	27	40	9	10 6 3	8														
9 VAN DER MARK Michael (NED)	27	40	0	9 7 7	4														
10 GERLOFF Garrett (USA)	19	48	8	7 8 4															
11 RINALDI Michael Ruben (ITA)	18	49	1	2 10 1	5														
12 BASSANI Axel (ITA)	15	52	3	4 5 6															
13 LOWES Sam (GBR)	14	53	1	3 9 2															
14 VIERGE Xavi (ESP)	11	56	3	6 3 2															
15 GARDNER Remy (AUS)	10	57	1	4 4	1 1														
16 REDDING Scott (GBR)	5	62	5	5															
17 LECUONA Iker (ESP)	3	64	2		3														
18 OETTL Philipp (GER)	2	65	1	2															
19 RAY Bradley (GBR)	1	66	1	1															

24/03/2024 First Line: Race 1 & 2 - Second Line: Tissot Superpole Race

These data/results cannot be reproduced, stored and/or transmitted in whole or in part by any manner of electronic, mechanical, photocopying, recording, broadcasting or otherwise now known or herein after developed without the previous express consent by the copyright owner, except for reproduction in daily press and regular printed publications on sale to the public within 60 days of the event related to those data/results and always provided that copyright symbol appears together as follows below.

© DORNA WSBK ORGANIZATION Srl 2024



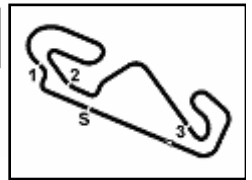
Pirelli Catalunya Round, 22-24 March 2024
Riders Standings

Points	Points From First	Points From Previous	February 25	March 24	April 21	June 16	July 14	July 21	August 11	August 25	September 8	September 22	September 29	October 20	
			PHILLIP ISLAND	BARCELONA	ASSEN	MISANO	DONINGTON PARK	MOST	PORTIMAO	BALATON PARK	MAGNY-COURS	CREMONA CIRCUIT	ARAGON	JEREZ	
Independent Riders															
1	IANNONE Andrea (ITA)	51	16 13	13											
				9											
2	PETRUCCI Danilo (ITA)	36 15	8 16	9											
				3											
3	RINALDI Michael Ruben (ITA)	18 33 18	2 10	5											
			1												
4	LOWES Sam (GBR)	14 37 4	3 9												
			2												
5	OETTL Philipp (GER)	2 49 12	2												
6	RAY Bradley (GBR)	1 50 1	1												

24/03/2024 First Line: Race 1 & 2 - Second Line: Tissot Superpole Race

These data/results cannot be reproduced, stored and/or transmitted in whole or in part by any manner of electronic, mechanical, photocopying, recording, broadcasting or otherwise now known or herein after developed without the previous express consent by the copyright owner, except for reproduction in daily press and regular printed publications on sale to the public within 60 days of the event related to those data/results and always provided that copyright symbol appears together as follows below.

© DORNA WSBK ORGANIZATION Srl 2024



Circuit de Barcelona 4.657 m

Pirelli Catalunya Round, 22-24 March 2024
Manufacturers Standings

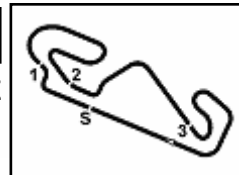
	Points	Points From First	Points From Previous	February 25 PHILIP ISLAND	March 24 BARCELONA	April 21 ASSEN	June 16 MISANO	July 14 DONINGTON PARK	July 21 MOST	August 11 PORTIMAO	August 25 BALATON PARK	September 8 MAGNY-COURS	September 22 CREMONA CIRCUIT	September 29 ARAGON	October 20 JEREZ			
1 DUCATI	80			25 20 6 9	20 9													
2 KAWASAKI	65	15		13 25 12 12	10 5													
3 BMW	63	17	2	11 8 7 7	25 12													
4 YAMAHA	48	32	15	20 6 9 6	11 2													
5 HONDA	12	68	36	6 3 3 3	3													

24/03/2024 First Line: Race 1 & 2 - Second Line: Tissot Superpole Race

These data/results cannot be reproduced, stored and/or transmitted in whole or in part by any manner of electronic, mechanical, photocopying, recording, broadcasting or otherwise now known or herein after developed without the previous express consent by the copyright owner, except for reproduction in daily press and regular printed publications on sale to the public within 60 days of the event related to those data/results and always provided that copyright symbol appears together as follows below.

© DORNA WSBK ORGANIZATION Srl 2024





		February 25 PHILIP ISLAND	March 24 BARCELONA	April 21 ASSEN	June 16 MISANO	July 14 DOWINGTON PARK	July 21 MOST	August 11 PORTIMAO	August 25 BALATON PARK	September 8 MAGNY-COURS	September 22 CREMONA CIRCUIT	September 29 ARAGON	October 20 JEREZ	
1	Aruba.it Racing - Ducati	117												
	BULEGA Nicola	67	25 5	11 6	20 6									
	BAUTISTA Alvaro	50	1 6	20 7	16 7									
2	ROKIT BMW Motorrad WorldSBK Team	82 [-35]												
	RAZGATLIOGLU Toprak	55	11 7	25 12										
	VAN DER MARK Michael	27	9 7	7 4										
3	Kawasaki Racing Team WorldSBK	80 [-37]												
	LOWES Alex	65	13 12	25 5	10 5									
	BASSANI Axel	15	4 5	6										
4	Team GoEleven	51 [-66]												
	IANNONE Andrea	51	16 13	13 9										
5	Pata Prometeon Yamaha	42 [-75]												
	LOCATELLI Andrea	42	20 9	11 2										
6	GYTR GRT Yamaha WorldSBK Team	37 [-80]												
	AEGERTER Dominique	27	10 3	6 8										
	GARDNER Remy	10	4 4	1 1										
7	Barni Spark Racing Team	36 [-81]												
	PETRUCCI Danilo	36	8 16	9 3										
8	Bonovo Action BMW	24 [-93]												
	GERLOFF Garrett	19	7 8	4										
	REDDING Scott	5	5											
9	Team Motocorsa Racing	18 [-99]												
	RINALDI Michael Ruben	18	2 1	10 5										
10	ELF Marc VDS Racing Team	14 [-103]												
	LOWES Sam	14	3 2	9										
11	Team HRC	14 [-103]												
	VIERGE Xavi	11	6 3	2										
	LECUONA Iker	3		3										
12	GMT94 Yamaha	2 [-115]												
	OETTL Philipp	2	2											
13	Yamaha Motoxrcing WorldSBK Team	1 [-116]												
	RAY Bradley	1	1											

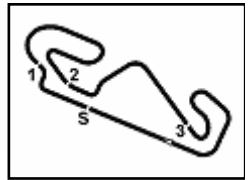
24/03/2024

These data/results cannot be reproduced, stored and/or transmitted in whole or in part by any manner of electronic, mechanical, photocopying, recording, broadcasting or otherwise now known or herein after developed without the previous express consent by the copyright owner, except for reproduction in daily press and regular printed publications on sale to the public within 60 days of the event related to those data/results and always provided that copyright symbol appears together as follows below.

© DORNA WSBK ORGANIZATION Srl 2024

FICR PERUGIA TIMING





Pirelli Catalunya Round, 22-24 March 2024

Teams Standings

	February 25 PHILLIP ISLAND	March 24 BARCELONA	April 21 ASSEN	June 16 MISANO	July 14 DONINGTON PARK	July 21 MOTEST	August 11 PORTIMAO	August 25 BALATON PARK	September 8 MAGNY-COURS	September 22 CREMONA CIRCUIT	September 29 ARAGON	October 20 JEREZ	
--	-------------------------------	-----------------------	-------------------	-------------------	---------------------------	-------------------	-----------------------	---------------------------	----------------------------	---------------------------------	------------------------	---------------------	--

Referent Teams

1 Aruba.it Racing - Ducati														117	
BULEGA Nicolo	67	25 5	11 6	20 6											
BAUTISTA Alvaro	50	1 6	20 7	16 7											
2 ROKIT BMW Motorrad WorldSBK Team														82 [-35]	
RAZGATLIOGLU Toprak	55	11 7	25 12												
VAN DER MARK Michael	27	9 7	7 4												
3 Kawasaki Racing Team WorldSBK														80 [-37]	
LOWES Alex	65	13 12	25 5	10 5											
BASSANI Axel	15	4 5	6												
4 Pata Prometeon Yamaha														42 [-75]	
LOCATELLI Andrea	42	20 9	11 2												
5 GYTR GRT Yamaha WorldSBK Team														37 [-80]	
AEGERTER Dominique	27	10 3	6 8												
GARDNER Remy	10	4 4	1 1												
6 Bonovo Action BMW														24 [-93]	
GERLOFF Garrett	19	7 8	4												
REDDING Scott	5	5													
7 Team HRC														14 [-103]	
VIERGE Xavi	11	6 3	2												
LECUONA Iker	3		3												

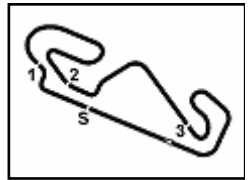
24/03/2024

These data/results cannot be reproduced, stored and/or transmitted in whole or in part by any manner of electronic, mechanical, photocopying, recording, broadcasting or otherwise now known or herein after developed without the previous express consent by the copyright owner, except for reproduction in daily press and regular printed publications on sale to the public within 60 days of the event related to those data/results and always provided that copyright symbol appears together as follows below.

© DORNA WSBK ORGANIZATION Srl 2024

FICR PERUGIA TIMING





Pirelli Catalunya Round, 22-24 March 2024

Teams Standings

	February 25 PHILIP ISLAND	March 24 BARCELONA	April 21 ASSEN	June 16 MISANO	July 14 DONINGTON PARK	July 21 MOST	August 11 PORTIMAO	August 25 BALATON PARK	September 8 MAGNY-COURS	September 22 CREMONA CIRCUIT	September 29 ARAGON	October 20 JEREZ
--	------------------------------	-----------------------	-------------------	-------------------	---------------------------	-----------------	-----------------------	---------------------------	----------------------------	---------------------------------	------------------------	---------------------

Independent Teams												
1 Team GoEleven 51												
IANNONE Andrea	51	16	13	13	9							
2 Barni Spark Racing Team 36 [-15]												
PETRUCCI Danilo	36	8	16	9	3							
3 Team Motocorsa Racing 18 [-33]												
RINALDI Michael Ruben	18	2	10	5	1							
4 ELF Marc VDS Racing Team 14 [-37]												
LOWES Sam	14	3	9	2								
5 GMT94 Yamaha 2 [-49]												
OETTL Philipp	2	2										
6 Yamaha Motoxrcing WorldSBK Team 1 [-50]												
RAY Bradley	1	1										

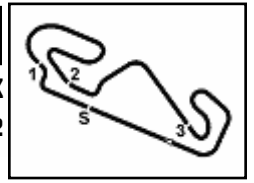
24/03/2024

These data/results cannot be reproduced, stored and/or transmitted in whole or in part by any manner of electronic, mechanical, photocopying, recording, broadcasting or otherwise now known or herein after developed without the previous express consent by the copyright owner, except for reproduction in daily press and regular printed publications on sale to the public within 60 days of the event related to those data/results and always provided that copyright symbol appears together as follows below.

© DORNA WSBK ORGANIZATION Srl 2024

FICR PERUGIA TIMING





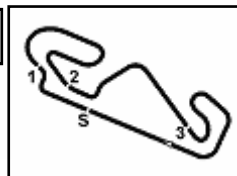
Pirelli Catalunya Round, 22-24 March 2024
Tissot Superpole Award

	Points	Points From First	Points From Previous	February 25	March 24	April 21	June 16	July 14	July 21	August 11	August 25	September 8	September 22	September 29	October 20					
				PHILLIP ISLAND	BARCELONA	ASSEN	MISANO	DONINGTON PARK	MOST	PORTIMAO	BALATON PARK	MAGNY-COURS	CREMONA CIRCUIT	ARAGON	JEREZ					
1	RAZGATLIOGLU Toprak (TUR)	36		5	7	12	12													
2	BULEGA Nicolo (ITA)	32	4	12	5	9	6													
3	LOWES Alex (GBR)	27	9	5	7	12	3	5												
4	IANNONE Andrea (ITA)	25	11	2	9	7	9													
5	LOCATELLI Andrea (ITA)	16	20	9	4	9	1	2												
6	BAUTISTA Alvaro (ESP)	14	22	2	1	6	7													
7	AEGERTER Dominique (SUI)	13	23	1	6	3	4													
8	GARDNER Remy (AUS)	10	26	3	3	4	2	1												
9	VAN DER MARK Michael (NED)	10	26	0		6	4													
10	LOWES Sam (GBR)	9	27	1	2	2	5													
11	PETRUCCI Danilo (ITA)	3	33	6		3														
12	RINALDI Michael Ruben (ITA)	1	35	2	1															

24/03/2024 Odd points columns: Tissot Superpole Even points columns: Tissot Superpole Race

These data/results cannot be reproduced, stored and/or transmitted in whole or in part by any manner of electronic, mechanical, photocopying, recording, broadcasting or otherwise now known or herein after developed without the previous express consent by the copyright owner, except for reproduction in daily press and regular printed publications on sale to the public within 60 days of the event related to those data/results and always provided that copyright symbol appears together as follows below.

© DORNA WSBK ORGANIZATION Srl 2024



Pirelli Catalunya Round, 22-24 March 2024

Best Sectors & Speed Tissot Superpole Race

Circuit de Barcelona 4.657 m

RESULTS

Pos	Rank	Name	Team	Laps
1	54	T. RAZGATLIOGLU	BMW M 1000 RR	10
2	29	A. IANNONE	Ducati Panigale V4R	0.075
3	1	A. BAUTISTA	Ducati Panigale V4R	0.260
4	11	N. BULEGA	Ducati Panigale V4R	0.411
5	22	A. LOWES	Kawasaki ZX-10RR	1.611
6	60	M. VAN DER MARK	BMW M 1000 RR	2.634
7	9	D. PETRUCCI	Ducati Panigale V4R	4.249
8	55	A. LOCATELLI	Yamaha YZF R1	4.354
9	87	R. GARDNER	Yamaha YZF R1	5.196
10	77	D. AEGERTER	Yamaha YZF R1	5.269
11	14	S. LOWES	Ducati Panigale V4R	6.831
12	45	S. REDDING	BMW M 1000 RR	7.338
13	65	J. REA	Yamaha YZF R1	7.435
14	47	A. BASSANI	Kawasaki ZX-10RR	7.891
15	97	X. VIERGE	Honda CBR1000 RR-R	10.288
16	53	T. RABAT	Kawasaki ZX-10RR	11.060
17	31	G. GERLOFF	BMW M 1000 RR	11.864
18	21	M. RINALDI	Ducati Panigale V4R	11.937
19	5	P. OETTL	Yamaha YZF R1	16.125
20	95	T. MACKENZIE	Honda CBR1000 RR-R	16.300
21	7	I. LECUONA	Honda CBR1000 RR-R	16.901
22	28	B. RAY	Yamaha YZF R1	19.389
RET	27	A. NORRODIN	Honda CBR1000 RR-R	1 Lap

SPEED

Pos	Rank	Name	Team	Speed
1	1	A. BAUTISTA	Ducati Panigale V4R	331,3
2	9	D. PETRUCCI	Ducati Panigale V4R	330,3
3	11	N. BULEGA	Ducati Panigale V4R	329,3
4	54	T. RAZGATLIOGLU	BMW M 1000 RR	329,3
5	47	A. BASSANI	Kawasaki ZX-10RR	327,3
6	97	X. VIERGE	Honda CBR1000 RR-R	327,3
7	87	R. GARDNER	Yamaha YZF R1	325,3
8	65	J. REA	Yamaha YZF R1	324,3
9	29	A. IANNONE	Ducati Panigale V4R	324,3
10	60	M. VAN DER MARK	BMW M 1000 RR	323,4
11	27	A. NORRODIN	Honda CBR1000 RR-R	323,4
12	45	S. REDDING	BMW M 1000 RR	323,4
13	53	T. RABAT	Kawasaki ZX-10RR	323,4
14	22	A. LOWES	Kawasaki ZX-10RR	323,4
15	7	I. LECUONA	Honda CBR1000 RR-R	322,4
16	14	S. LOWES	Ducati Panigale V4R	322,4
17	31	G. GERLOFF	BMW M 1000 RR	322,4
18	77	D. AEGERTER	Yamaha YZF R1	321,4
19	28	B. RAY	Yamaha YZF R1	320,5
20	55	A. LOCATELLI	Yamaha YZF R1	320,5
21	21	M. RINALDI	Ducati Panigale V4R	320,5
22	95	T. MACKENZIE	Honda CBR1000 RR-R	319,5
23	5	P. OETTL	Yamaha YZF R1	318,6

SEG. 1

1	1	A. BAUTISTA	16.716
2	54	T. RAZGATLIOGLU	16.743
3	29	A. IANNONE	16.806
4	31	G. GERLOFF	16.811
5	45	S. REDDING	16.817
6	60	M. VAN DER MARK	16.832
7	97	X. VIERGE	16.841
8	9	D. PETRUCCI	16.858
9	11	N. BULEGA	16.866
10	53	T. RABAT	16.876
11	55	A. LOCATELLI	16.876
12	47	A. BASSANI	16.922
13	87	R. GARDNER	16.970
14	77	D. AEGERTER	16.971
15	65	J. REA	16.977
16	22	A. LOWES	17.004
17	21	M. RINALDI	17.022
18	14	S. LOWES	17.023
19	95	T. MACKENZIE	17.063
20	7	I. LECUONA	17.079
21	5	P. OETTL	17.120
22	28	B. RAY	17.188
23	27	A. NORRODIN	17.217

SEG. 2

1	22	A. LOWES	31.946
2	1	A. BAUTISTA	32.051
3	29	A. IANNONE	32.090
4	47	A. BASSANI	32.094
5	55	A. LOCATELLI	32.097
6	87	R. GARDNER	32.104
7	11	N. BULEGA	32.127
8	54	T. RAZGATLIOGLU	32.169
9	9	D. PETRUCCI	32.177
10	60	M. VAN DER MARK	32.196
11	14	S. LOWES	32.212
12	65	J. REA	32.221
13	77	D. AEGERTER	32.224
14	31	G. GERLOFF	32.259
15	21	M. RINALDI	32.314
16	45	S. REDDING	32.327
17	53	T. RABAT	32.354
18	97	X. VIERGE	32.399
19	5	P. OETTL	32.503
20	7	I. LECUONA	32.574
21	28	B. RAY	32.581
22	95	T. MACKENZIE	32.633
23	27	A. NORRODIN	32.742

SEG. 3

1	14	S. LOWES	20.698
2	11	N. BULEGA	20.741
3	1	A. BAUTISTA	20.773
4	22	A. LOWES	20.805
5	29	A. IANNONE	20.805
6	54	T. RAZGATLIOGLU	20.862
7	65	J. REA	20.872
8	45	S. REDDING	20.882
9	60	M. VAN DER MARK	20.887
10	55	A. LOCATELLI	20.904
11	21	M. RINALDI	20.907
12	9	D. PETRUCCI	20.915
13	97	X. VIERGE	20.920
14	77	D. AEGERTER	20.925
15	53	T. RABAT	20.929
16	87	R. GARDNER	20.931
17	5	P. OETTL	21.027
18	47	A. BASSANI	21.029
19	31	G. GERLOFF	21.048
20	95	T. MACKENZIE	21.097
21	7	I. LECUONA	21.109
22	28	B. RAY	21.204
23	27	A. NORRODIN	21.222

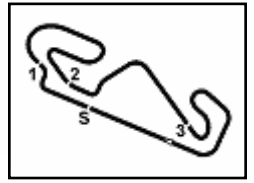
SEG. 4

1	11	N. BULEGA	31.080
2	22	A. LOWES	31.108
3	14	S. LOWES	31.144
4	29	A. IANNONE	31.184
5	54	T. RAZGATLIOGLU	31.241
6	65	J. REA	31.251
7	1	A. BAUTISTA	31.252
8	60	M. VAN DER MARK	31.277
9	87	R. GARDNER	31.309
10	77	D. AEGERTER	31.313
11	47	A. BASSANI	31.347
12	31	G. GERLOFF	31.356
13	55	A. LOCATELLI	31.371
14	9	D. PETRUCCI	31.374
15	45	S. REDDING	31.455
16	53	T. RABAT	31.478
17	5	P. OETTL	31.521
18	95	T. MACKENZIE	31.528
19	28	B. RAY	31.538
20	21	M. RINALDI	31.544
21	97	X. VIERGE	31.544
22	27	A. NORRODIN	31.698
23	7	I. LECUONA	31.718

24/03/2024

These data/results cannot be reproduced, stored and/or transmitted in whole or in part by any manner of electronic, mechanical, photocopying, recording, broadcasting or otherwise now known or herein after developed without the previous express consent by the copyright owner, except for reproduction in daily press and regular printed publications on sale to the public within 60 days of the event related to those data/results and always provided that copyright symbol appears together as follows below.

© DORNA WSBK ORGANIZATION Srl 2024



Circuit de Barcelona 4.657 m

Pirelli Catalunya Round, 22-24 March 2024
Lap Chart Tissot Superpole Race

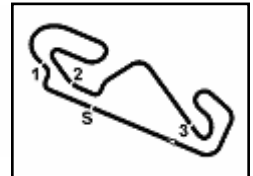
		Lap									
	1	2	3	4	5	6	7	8	9	10	
1	14	14	14	29	54	29	54	54	54	54	54
2	29	22	29	22	29	54	29	1	1	29	
3	22	29	22	11	11	11	1	29	29	1	
4	11	11	11	54	22	1	11	11	11	11	
5	54	54	54	14	1	22	22	22	22	22	
6	60	60	60	1	14	14	60	60	60	60	
7	77	1	1	60	60	60	14	9	9	9	
8	9	77	9	9	9	9	9	55	55	55	
9	1	87	87	87	55	55	55	14	87	87	
10	87	9	77	55	87	87	87	87	77	77	
11	55	55	55	77	77	77	77	77	14	14	
12	47	47	47	47	47	47	47	47	47	45	
13	31	31	31	45	45	45	45	45	45	65	
14	21	21	45	31	65	65	65	65	65	47	
15	45	45	65	65	31	31	97	97	97	97	
16	65	65	21	21	21	97	31	31	53	53	
17	7	7	97	97	97	53	53	53	31	31	
18	5	97	53	53	53	21	21	21	21	21	
19	53	5	7	7	7	7	5	95	95	95	
20	97	53	5	5	5	95	95	5	5	5	
21	95	95	95	95	95	5	7	7	7	7	
22	28	28	28	28	28	28	28	28	28	28	
23	27	27	27	27	27	27	27	27	27	27	

Final Result		
1	54 T. RAZGATLIOGLU	Laps 10
2	29 A. IANNONE	0.075
3	1 A. BAUTISTA	0.260
4	11 N. BULEGA	0.411
5	22 A. LOWES	1.611
6	60 M. VAN DER MARK	2.634
7	9 D. PETRUCCI	4.249
8	55 A. LOCATELLI	4.354
9	87 R. GARDNER	5.196
10	77 D. AEGERTER	5.269
11	14 S. LOWES	6.831
12	45 S. REDDING	7.338
13	65 J. REA	7.435
14	47 A. BASSANI	7.891
15	97 X. VIERGE	10.288
16	53 T. RABAT	11.060
17	31 G. GERLOFF	11.864
18	21 M. RINALDI	11.937
19	5 P. DETTL	16.125
20	95 T. MACKENZIE [P]	16.300
21	7 I. LECUONA	16.901
22	28 B. RAY	19.389
RET	27 A. NORRODIN	1 Lap

24/03/2024

These data/results cannot be reproduced, stored and/or transmitted in whole or in part by any manner of electronic, mechanical, photocopying, recording, broadcasting or otherwise now known or herein after developed without the previous express consent by the copyright owner, except for reproduction in daily press and regular printed publications on sale to the public within 60 days of the event related to those data/results and always provided that copyright symbol appears together as follows below.

© DORNA WSBK ORGANIZATION Srl 2024



Circuit de Barcelona 4.657 m

Pirelli Catalunya Round, 22-24 March 2024

Chronological Analysis Tissot Superpole Race

Start at 11:00'19.070

1 / 3

1° 54 T. RAZGATLIOGLU [1'41.189]							
Lap	Seg1	Seg2	Seg3	Seg4	Lap Time	km/h	Local Time
1		32.678	20.929	31.341	1'44.707	265,4	11:02'03.777
2	16.813	32.292	20.993	31.302	1'41.400	329,3	11:03'45.177
3	16.885	32.205	20.941	31.241	1'41.272	326,3	11:05'26.449
4	16.874	32.319	20.923	31.251	1'41.367	323,4	11:07'07.816
5	16.743	32.169	20.926	31.351	1'41.189	321,4	11:08'49.005
6	17.012	32.216	20.925	31.378	1'41.531	314,0	11:10'30.536
7	16.769	32.238	20.862	31.543	1'41.412	321,4	11:12'11.948
8	16.977	32.188	20.912	31.443	1'41.520	314,9	11:13'53.468
9	16.891	32.264	20.889	31.507	1'41.551	315,8	11:15'35.019
10	17.043	32.480	20.878	31.679	1'42.080	314,0	11:17'17.099
Race Time 16'58.029							

9	17.028	32.329	20.910	31.648	1'41.915	321,4	11:15'36.515
10	17.132	32.337	20.947	31.779	1'42.195	319,5	11:17'18.710
Race Time 16'59.640							

2° 29 A. IANNONE [1'41.067]							
Lap	Seg1	Seg2	Seg3	Seg4	Lap Time	km/h	Local Time
1		32.272	21.013	31.217	1'43.938	268,7	11:02'03.008
2	17.108	32.194	21.111	31.184	1'41.597	321,4	11:03'44.605
3	16.855	32.232	20.885	31.247	1'41.219	318,6	11:05'25.824
4	16.849	32.090	20.886	31.242	1'41.067	321,4	11:07'06.891
5	17.055	32.582	21.244	31.301	1'42.182	314,9	11:08'49.073
6	16.806	32.154	20.936	31.408	1'41.304	318,6	11:10'30.377
7	17.083	32.288	20.805	31.757	1'41.933	312,1	11:12'12.310
8	17.170	32.293	20.827	31.377	1'41.667	321,4	11:13'53.977
9	16.862	32.273	20.945	31.369	1'41.449	322,4	11:15'35.426
10	17.031	32.313	20.857	31.547	1'41.748	324,3	11:17'17.174
Race Time 16'58.104							

6° 60 M. VAN DER MARK [1'41.427]							
Lap	Seg1	Seg2	Seg3	Seg4	Lap Time	km/h	Local Time
1		32.706	20.961	31.332	1'44.834	266,0	11:02'03.904
2	16.908	32.196	21.046	31.277	1'41.427	317,6	11:03'45.331
3	16.958	32.207	21.001	31.296	1'41.462	322,4	11:05'26.793
4	17.045	32.261	21.026	31.407	1'41.739	316,7	11:07'08.532
5	16.832	32.305	20.887	31.538	1'41.562	323,4	11:08'50.094
6	16.934	32.308	21.008	31.514	1'41.764	323,4	11:10'31.858
7	16.955	32.281	20.906	31.494	1'41.636	322,4	11:12'13.494
8	16.846	32.353	21.008	31.627	1'41.834	319,5	11:13'55.328
9	16.978	32.397	20.976	31.656	1'42.007	318,6	11:15'37.335
10	17.003	32.585	20.980	31.830	1'42.398	317,6	11:17'19.733
Race Time 17'00.663							

3° 1 A. BAUTISTA [1'41.185]							
Lap	Seg1	Seg2	Seg3	Seg4	Lap Time	km/h	Local Time
1		32.678	20.983	31.349	1'45.392	272,7	11:02'04.462
2	16.716	32.131	20.964	31.470	1'41.281	328,3	11:03'45.743
3	16.913	32.137	20.853	31.282	1'41.185	327,3	11:05'26.928
4	16.842	32.051	21.008	31.297	1'41.198	331,3	11:07'08.126
5	16.721	32.094	21.139	31.505	1'41.459	325,3	11:08'49.585
6	17.028	32.158	20.785	31.252	1'41.223	319,5	11:10'30.808
7	16.971	32.313	20.841	31.442	1'41.567	325,3	11:12'12.375
8	17.027	32.195	20.773	31.453	1'41.448	321,4	11:13'53.823
9	16.853	32.281	20.878	31.353	1'41.365	321,4	11:15'35.188
10	16.809	32.432	20.773	32.157	1'42.171	323,4	11:17'17.359
Race Time 16'58.289							

7° 9 D. PETRUCCI [1'41.361]							
Lap	Seg1	Seg2	Seg3	Seg4	Lap Time	km/h	Local Time
1		32.674	20.967	31.374	1'45.276	270,0	11:02'04.346
2	17.103	32.434	20.989	31.381	1'41.907	324,3	11:03'46.253
3	16.858	32.177	20.915	31.411	1'41.361	330,3	11:05'27.614
4	16.966	32.231	20.965	31.415	1'41.577	323,4	11:07'09.191
5	16.897	32.310	20.933	31.409	1'41.549	324,3	11:08'50.740
6	16.892	32.329	21.045	31.525	1'41.791	325,3	11:10'32.531
7	16.896	32.479	20.976	31.519	1'41.870	325,3	11:12'14.401
8	16.872	32.489	21.039	31.566	1'41.966	325,3	11:13'56.367
9	16.987	32.554	21.057	31.733	1'42.331	321,4	11:15'38.698
10	17.006	32.693	21.100	31.851	1'42.650	320,5	11:17'21.348
Race Time 17'02.278							

4° 11 N. BULEGA [1'40.955]							
Lap	Seg1	Seg2	Seg3	Seg4	Lap Time	km/h	Local Time
1		32.235	20.792	31.392	1'44.420	268,0	11:02'03.490
2	16.866	32.326	20.883	31.334	1'41.409	329,3	11:03'44.899
3	17.033	32.194	20.847	31.259	1'41.333	325,3	11:05'26.232
4	17.007	32.127	20.741	31.080	1'40.955	325,3	11:07'07.187
5	16.952	32.614	21.200	31.223	1'41.989	320,5	11:08'49.176
6	16.984	32.261	20.815	31.385	1'41.445	320,5	11:10'30.621
7	17.002	32.315	20.804	31.770	1'41.891	320,5	11:12'12.512
8	17.154	32.254	20.941	31.346	1'41.695	324,3	11:13'54.207
9	16.945	32.166	20.987	31.524	1'41.622	325,3	11:15'35.829
10	16.885	32.278	20.892	31.626	1'41.681	325,3	11:17'17.510
Race Time 16'58.440							

8° 55 A. LOCATELLI [1'41.335]							
Lap	Seg1	Seg2	Seg3	Seg4	Lap Time	km/h	Local Time
1		32.894	20.991	31.417	1'45.912	267,3	11:02'04.982
2	16.914	32.097	21.101	31.371	1'41.483	318,6	11:03'46.465
3	17.020	32.313	21.009	31.442	1'41.784	320,5	11:05'28.249
4	16.911	32.125	20.904	31.395	1'41.335	320,5	11:07'09.584
5	16.876	32.228	20.976	31.416	1'41.496	317,6	11:08'51.080
6	17.017	32.230	20.972	31.524	1'41.743	318,6	11:10'32.823
7	16.945	32.349	21.051	31.562	1'41.907	317,6	11:12'14.730
8	16.961	32.501	20.962	31.576	1'42.000	316,7	11:13'56.730
9	17.028	32.427	21.103	31.648	1'42.206	314,9	11:15'38.936
10	17.094	32.614	21.056	31.753	1'42.517	316,7	11:17'21.453
Race Time 17'02.383							

5° 22 A. LOWES [1'41.133]							
Lap	Seg1	Seg2	Seg3	Seg4	Lap Time	km/h	Local Time
1		32.129	20.818	31.112	1'44.255	268,0	11:02'03.325
2	17.068	32.047	20.871	31.206	1'41.192	320,5	11:03'44.517
3	17.156	32.225	20.957	31.108	1'41.446	317,6	11:05'25.963
4	17.061	31.946	20.805	31.321	1'41.133	323,4	11:07'07.096
5	17.170	32.138	21.639	31.426	1'42.373	317,6	11:08'49.469
6	17.004	32.109	20.940	31.566	1'41.619	316,7	11:10'31.088
7	17.242	32.188	20.825	31.472	1'41.727	318,6	11:12'12.815
8	17.123	32.299	20.902	31.461	1'41.785	323,4	11:13'54.600

9° 87 R. GARDNER [1'41.474]							
Lap	Seg1	Seg2	Seg3	Seg4	Lap Time	km/h	Local Time
1		32.838	21.015	31.309	1'45.535	266,0	11:02'04.605
2	16.970	32.148	20.978	31.378	1'41.474	318,6	11:03'46.079
3	17.145	32.263	20.997	31.326	1'41.731	325,3	11:05'27.810
4	17.199	32.104	20.955	31.383	1'41.641	320,5	11:07'09.451
5	17.093	32.364	21.015	31.411	1'41.883	319,5	11:08'51.334
6	16.999	32.211	21.065	31.469	1'41.744	320,5	11:10'33.078
7	17.003	32.298	20.931	31.621	1'41.853	319,5	11:12'14.931
8	17.004	32.481	21.030	31.710	1'42.225	321,4	11:13'57.156
9	17.015	32.599	20.994	31.828	1'42.436	314,9	11:15'39.592
10	17.079	32.629	21.041	31.954	1'42.703	315,8	11:17'22.295
Race Time 17'03.225							

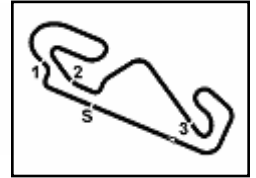
10° 77 D. AEGERTER [1'41.725]							
Lap	Seg1	Seg2	Seg3	Seg4	Lap Time	km/h	Local Time
1		32.661	21.000	31.313	1'45.037	268,7	11:02'04.107
2	17.190	32.229	20.961	31.502	1'41.882	316,7	11:03'45.989
3	17.341	32.344	20.999	31.436	1'42.120	321,4	11:05'28.109
4	17.131	32.232	20.965	31.397	1'41.725	318,6	11:07'09.834
5	16.971	32.305	20.985	31.537	1'41.798	314,9	11:08'51.632

24/03/2024

P = Pits In/Out - C = Lap Time Cancelled

These data/results cannot be reproduced, stored and/or transmitted in whole or in part by any manner of electronic, mechanical, photocopying, recording, broadcasting or otherwise now known or herein after developed without the previous express consent by the copyright owner, except for reproduction in daily press and regular printed publications on sale to the public within 60 days of the event related to those data/results and always provided that copyright symbol appears together as follows below.

© DORNA WSBK ORGANIZATION Srl 2024



Pirelli Catalunya Round, 22-24 March 2024
Chronological Analysis Tissot Superpole Race

Circuit de Barcelona 4.657 m

Start at 11:00'19.070

2 / 3

6	17.036	32.236	20.983	31.572	1'41.827	317,6	11:10'33.459	3	16.915	32.603	20.935	31.544	1'41.997	324,3	11:05'30.981
7	17.051	32.224	20.994	31.494	1'41.763	318,6	11:12'15.222	4	16.912	32.399	21.021	31.614	1'41.946	322,4	11:07'12.927
8	16.998	32.378	21.040	31.643	1'42.059	318,6	11:13'57.281	5	16.880	32.529	20.952	31.608	1'41.969	323,4	11:08'54.896
9	17.031	32.834	21.126	31.630	1'42.621	314,0	11:15'39.902	6	16.841	32.539	20.920	31.659	1'41.959	327,3	11:10'36.855
10	17.046	32.518	20.925	31.977	1'42.466	317,6	11:17'22.368	7	16.925	32.744	20.979	31.731	1'42.379	323,4	11:12'19.234

Race Time 17'03.298

11° 14 S. LOWES [1'41.340]

Lap	Seg.1	Seg.2	Seg.3	Seg.4	Lap Time	km/h	Local Time
1		32.379	20.722	31.144	1'43.738	268,0	11:02'02.808
2	17.139	32.212	20.842	31.314	1'41.507	313,0	11:03'44.315
3	17.052	32.237	20.698	31.353	1'41.340	313,0	11:05'25.655
4	17.257	32.593	21.202	31.304	1'42.356	312,1	11:07'08.011
5	17.127	32.312	20.938	31.483	1'41.860	315,8	11:08'49.871
6	17.023	32.218	20.846	31.586	1'41.673	322,4	11:10'31.544
7	17.626	32.536	20.840	31.693	1'42.695	317,6	11:12'14.239
8	17.214	32.805	21.033	31.753	1'42.805	316,7	11:13'57.044
9	17.025	33.000	21.010	32.477	1'43.512	320,5	11:15'40.556
10	17.160	32.898	20.992	32.324	1'43.374	317,6	11:17'23.930

Race Time 17'04.860

12° 45 S. REDDING [1'41.715]

Lap	Seg.1	Seg.2	Seg.3	Seg.4	Lap Time	km/h	Local Time
1		32.891	21.380	31.601	1'46.638	274,1	11:02'05.708
2	17.117	32.426	21.086	31.477	1'42.106	315,8	11:03'47.814
3	16.939	32.337	20.984	31.455	1'41.715	321,4	11:05'29.529
4	16.817	32.327	20.998	31.586	1'41.728	323,4	11:07'11.257
5	17.071	32.329	20.908	31.539	1'41.847	314,9	11:08'53.104
6	16.929	32.350	21.090	31.603	1'41.972	316,7	11:10'35.076
7	16.974	32.428	20.954	31.738	1'42.094	316,7	11:12'17.170
8	16.895	32.541	20.988	31.721	1'42.145	318,6	11:13'59.315
9	16.961	32.612	20.882	32.116	1'42.571	321,4	11:15'41.886
10	16.883	32.613	21.057	31.998	1'42.551	318,6	11:17'24.367

Race Time 17'05.367

13° 65 J. REA [1'41.733]

Lap	Seg.1	Seg.2	Seg.3	Seg.4	Lap Time	km/h	Local Time
1		33.283	21.328	31.411	1'46.816	271,4	11:02'05.886
2	17.434	32.221	20.966	31.423	1'42.044	314,0	11:03'47.930
3	17.205	32.388	21.029	31.251	1'41.873	306,8	11:05'29.803
4	16.980	32.340	21.005	31.509	1'41.834	321,4	11:07'11.637
5	17.054	32.269	20.910	31.585	1'41.818	319,5	11:08'53.455
6	17.096	32.264	20.952	31.421	1'41.733	318,6	11:10'35.188
7	17.062	32.491	20.969	31.569	1'42.091	322,4	11:12'17.279
8	16.977	32.612	20.932	31.601	1'42.122	324,3	11:13'59.401
9	17.180	32.548	20.872	31.962	1'42.562	323,4	11:15'41.963
10	17.158	32.603	20.943	31.867	1'42.571	321,4	11:17'24.534

Race Time 17'05.464

14° 47 A. BASSANI [1'41.456]

Lap	Seg.1	Seg.2	Seg.3	Seg.4	Lap Time	km/h	Local Time
1		32.606	21.112	31.854	1'46.216	275,5	11:02'05.286
2	16.986	32.094	21.029	31.347	1'41.456	319,5	11:03'46.742
3	16.922	32.228	21.155	31.455	1'41.760	327,3	11:05'28.502
4	16.953	32.207	21.041	31.369	1'41.570	325,3	11:07'10.072
5	16.938	32.319	21.042	31.623	1'41.922	314,9	11:08'51.994
6	16.937	32.267	21.163	31.668	1'42.035	320,5	11:10'34.029
7	17.045	32.295	21.167	31.836	1'42.343	319,5	11:12'16.372
8	17.066	32.426	21.205	31.932	1'42.629	317,6	11:13'59.001
9	17.117	32.504	21.095	32.081	1'42.797	317,6	11:15'41.798
10	17.239	32.749	21.236	31.968	1'43.192	315,8	11:17'24.990

Race Time 17'05.920

15° 97 X. VIERGE [1'41.946]

Lap	Seg.1	Seg.2	Seg.3	Seg.4	Lap Time	km/h	Local Time
1		33.222	21.515	31.634	1'47.500	281,3	11:02'06.570
2	17.287	32.403	21.027	31.697	1'42.414	306,8	11:03'48.984

16° 53 T. RABAT [1'41.907]

Lap	Seg.1	Seg.2	Seg.3	Seg.4	Lap Time	km/h	Local Time
1		33.031	21.558	31.539	1'47.284	272,7	11:02'06.354
2	17.391	32.595	21.173	31.638	1'42.797	305,9	11:03'49.151
3	17.245	32.406	20.929	31.478	1'42.058	321,4	11:05'31.209
4	16.876	32.364	21.065	31.602	1'41.907	321,4	11:07'13.116
5	16.958	32.354	21.092	31.617	1'42.021	323,4	11:08'55.137
6	17.018	32.551	20.992	31.765	1'42.326	321,4	11:10'37.463
7	17.064	32.640	21.024	31.834	1'42.562	317,6	11:12'20.025
8	17.010	32.631	21.037	31.904	1'42.582	321,4	11:14'02.607
9	16.939	32.596	21.151	31.891	1'42.577	319,5	11:15'45.184
10	17.035	32.602	21.139	32.199	1'42.975	318,6	11:17'28.159

Race Time 17'09.089

17° 31 G. GERLOFF [1'41.929]

Lap	Seg.1	Seg.2	Seg.3	Seg.4	Lap Time	km/h	Local Time
1		33.049	21.163	31.633	1'46.311	272,7	11:02'05.381
2	17.119	32.316	21.138	31.356	1'41.929	305,1	11:03'47.310
3	17.105	32.259	21.238	31.496	1'42.098	321,4	11:05'29.408
4	17.050	32.410	21.048	31.470	1'41.978	320,5	11:07'11.386
5	16.811	33.048	21.067	31.603	1'42.529	320,5	11:08'53.915
6	17.052	32.565	21.119	31.724	1'42.460	322,4	11:10'36.375
7	17.132	33.202	21.157	31.804	1'43.295	319,5	11:12'19.670
8	17.060	32.704	21.120	31.816	1'42.700	319,5	11:14'02.370
9	16.939	33.128	21.328	31.959	1'43.354	320,5	11:15'45.724
10	17.142	32.774	21.196	32.127	1'43.239	322,4	11:17'28.963

Race Time 17'09.893

18° 21 M. RINALDI [1'42.019]

Lap	Seg.1	Seg.2	Seg.3	Seg.4	Lap Time	km/h	Local Time
1		33.052	21.113	31.659	1'46.533	276,9	11:02'05.603
2	17.116	32.319	21.186	31.544	1'42.165	319,5	11:03'47.768
3	17.153	32.656	21.258	31.546	1'42.613	320,5	11:05'30.381
4	17.082	32.314	20.907	31.716	1'42.019	318,6	11:07'12.400
5	17.022	32.512	20.997	31.780	1'42.311	317,6	11:08'54.711
6	17.278	33.021	21.411	31.941	1'43.651	315,8	11:10'38.362
7	17.189	32.603	20.946	31.938	1'42.676	314,0	11:12'21.038
8	17.085	32.537	21.010	31.864	1'42.496	315,8	11:14'03.534
9	17.096	32.588	21.083	31.890	1'42.657	313,0	11:15'46.191
10	17.067	32.668	21.160	31.950	1'42.845	320,5	11:17'29.036

Race Time 17'09.966

19° 5 P. OETTL [1'42.641]

Lap	Seg.1	Seg.2	Seg.3	Seg.4	Lap Time	km/h	Local Time
1		33.096	21.461	31.521	1'47.112	275,5	11:02'06.182
2	17.332	32.535	21.212	31.835	1'42.914	313,0	11:03'49.096
3	17.411	32.678	21.027	31.751	1'42.867	318,6	11:05'31.963
4	17.120	32.881	21.137	31.668	1'42.806	316,7	11:07'14.769
5	17.253	32.503	21.124	31.761	1'42.641	318,6	11:08'57.410
6	17.499	32.692	21.226	31.761	1'43.178	313,0	11:10'40.588
7	17.282	32.639	21.074	31.908	1'42.903	310,3	11:12'23.491
8	17.542	32.755	21.183	31.840	1'43.320	306,8	11:14'06.811
9	17.188	32.793	21.188	31.847	1'43.016	310,3	11:15'49.827
10	17.329	32.862	21.142	32.064	1'43.397	316,7	11:17'33.224

Race Time 17'14.154

24/03/2024 P = Pits In/Out - C = Lap Time Cancelled

These data/results cannot be reproduced, stored and/or transmitted in whole or in part by any manner of electronic, mechanical, photocopying, recording, broadcasting or otherwise now known or herein after developed without the previous express consent by the copyright owner, except for reproduction in daily press and regular printed publications on sale to the public within 60 days of the event related to those data/results and always provided that copyright symbol appears together as follows below.

© DORNA WSBK ORGANIZATION Srl 2024

Pirelli Catalunya Round, 22-24 March 2024

Chronological Analysis Tissot Superpole Race

Start at 11:00'19.070

20° 95 T. MACKENZIE [1'42.571]							
Lap	Seg.1	Seg.2	Seg.3	Seg.4	Lap Time	km/h	Local Time
1		33.225	21.472	31.676	1'47.677	272,7	11:02'06.747
2	17.376	32.651	21.217	31.528	1'42.772	312,1	11:03'49.519
3	17.078	32.816	21.143	31.534	1'42.571	319,5	11:05'32.090
4	17.133	32.875	21.248	31.572	1'42.828	314,9	11:07'14.918
5	17.190	32.633	21.167	31.588	1'42.578	316,7	11:08'57.496
6	17.063	32.773	21.130	31.637	1'42.603	317,6	11:10'40.099
7	17.123	33.472	21.155	31.762	1'43.512	314,0	11:12'23.611
8	17.189	32.640	21.240	31.891	1'42.960	311,2	11:14'06.571
9	17.115	32.816	21.226	31.976	1'43.133	311,2	11:15'49.704
10	17.246	32.676	21.097	31.958	1'42.977	312,1	11:17'32.681

Race Time 17'13.611 + 0.718Pen

21° 7 I. LECUONA [1'42.590]							
Lap	Seg.1	Seg.2	Seg.3	Seg.4	Lap Time	km/h	Local Time
1		32.998	21.270	31.718	1'46.895	281,3	11:02'05.965
2	17.242	32.708	21.155	31.808	1'42.913	320,5	11:03'48.878
3	17.404	32.687	21.124	31.737	1'42.952	322,4	11:05'31.830
4	17.122	32.787	21.109	31.823	1'42.841	321,4	11:07'14.671
5	17.079	32.574	21.113	31.824	1'42.590	318,6	11:08'57.261
6	17.200	32.637	21.137	31.825	1'42.799	315,8	11:10'40.060
7	17.124	33.621	21.327	31.989	1'44.061	315,8	11:12'24.121
8	17.176	32.825	21.315	31.954	1'43.270	319,5	11:14'07.391
9	17.199	32.769	21.218	32.009	1'43.195	320,5	11:15'50.586
10	17.191	32.887	21.329	32.007	1'43.414	318,6	11:17'34.000

Race Time 17'14.930

22° 28 B. RAY [1'42.646]							
Lap	Seg.1	Seg.2	Seg.3	Seg.4	Lap Time	km/h	Local Time
1		33.268	21.478	31.789	1'47.991	276,2	11:02'07.061
2	17.311	32.581	21.304	31.572	1'42.768	320,5	11:03'49.829
3	17.188	32.612	21.246	31.600	1'42.646	318,6	11:05'32.475
4	17.195	32.670	21.245	31.538	1'42.648	316,7	11:07'15.123
5	17.297	32.598	21.206	31.688	1'42.789	318,6	11:08'57.912
6	17.204	32.796	21.204	31.757	1'42.961	315,8	11:10'40.873
7	17.300	32.965	21.292	31.943	1'43.500	316,7	11:12'24.373
8	17.283	32.828	21.388	32.081	1'43.580	316,7	11:14'07.953
9	17.386	33.017	21.343	32.305	1'44.051	314,0	11:15'52.004
10	17.428	33.130	21.488	32.438	1'44.484	312,1	11:17'36.488

Race Time 17'17.418

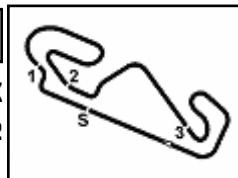
RET 27 A. NORRODIN [1'43.008]							
Lap	Seg.1	Seg.2	Seg.3	Seg.4	Lap Time	km/h	Local Time
1		33.453	21.368	31.901	1'48.294	280,5	11:02'07.364
2	17.219	32.800	21.315	31.698	1'43.032	323,4	11:03'50.396
3	17.220	32.742	21.222	31.824	1'43.008	318,6	11:05'33.404
4	17.308	32.742	21.261	32.074	1'43.385	315,8	11:07'16.789
5	17.217	32.894	21.366	31.986	1'43.463	312,1	11:09'00.252
6	17.286	33.015	21.543	32.247	1'44.091	312,1	11:10'44.343
7	17.419	33.025	21.431	32.759	1'44.634	310,3	11:12'28.977
8	17.413	33.161	21.558	32.311	1'44.443	309,5	11:14'13.420
9	17.340	33.254	21.614	32.803	1'45.011	310,3	11:15'58.431
10	25.082					171,4	

Race Time 15'39.361

24/03/2024 P = Pits In/Out - C = Lap Time Cancelled

These data/results cannot be reproduced, stored and/or transmitted in whole or in part by any manner of electronic, mechanical, photocopying, recording, broadcasting or otherwise now known or herein after developed without the previous express consent by the copyright owner, except for reproduction in daily press and regular printed publications on sale to the public within 60 days of the event related to those data/results and always provided that copyright symbol appears together as follows below.

© DORNA WSBK ORGANIZATION Srl 2024



Pirelli Catalunya Round, 22-24 March 2024

Best Laps & Speeds

Circuit de Barcelona 4.657 m

No.	Rider Bike	Nat	Best Lap		FP1		FP2		FP3		SP		RC1		WUP		SPRC	
			LL	SPD	LL	SPD	LL	SPD	LL	SPD	LL	SPD	LL	SPD	LL	SPD	LL	SPD
1	54 T. RAZGATLIOGLU BMW M 1000 RR	TUR	1'39.489 88 329,3		1'41.199 16 323,4		1'41.808 21 323,4		1'41.105 11 322,4		1'39.489 6 326,3		1'41.729 20 321,4		1'56.739 4 305,1		1'41.189 10 329,3	
2	11 N. BULEGA Ducati Panigale V4R	ITA	1'39.591 82 329,3		1'41.407 15 321,4		1'40.907 17 315,8		1'41.164 10 321,4		1'39.591 6 318,6		1'41.545 20 322,4		1'57.253 4 295,1		1'40.955 10 329,3	
3	29 A. IANNONE Ducati Panigale V4R	ITA	1'39.799 81 328,3		1'41.497 16 328,3		1'41.878 19 321,4		1'41.095 11 323,4		1'39.799 5 322,4		1'41.892 20 323,4				1'41.067 10 324,3	
4	60 M. VAN DER MARK BMW M 1000 RR	NED	1'39.947 81 325,3		1'41.245 16 319,5		1'42.189 20 319,5		1'41.227 9 320,5		1'39.947 6 325,3		1'42.124 20 322,4				1'41.427 10 323,4	
5	14 S. LOWES Ducati Panigale V4R	GBR	1'39.988 71 322,4		1'41.821 19 320,5		1'41.701 22 315,8		1'41.404 10 317,6		1'39.988 6 318,6		1'41.440 4 313,0				1'41.340 10 322,4	
6	77 D. AEGERTER Yamaha YZF R1	SUI	1'40.100 81 321,4		1'41.990 17 316,7		1'42.116 20 319,5		1'40.695 8 318,6		1'40.100 6 317,6		1'42.177 20 318,6	176,5			1'41.725 10 321,4	
7	22 A. LOWES Kawasaki ZX-10RR	GBR	1'40.116 74 323,4		1'42.232 13 317,6		1'42.049 14 318,6		1'41.588 11 321,4		1'40.116 6 320,5		1'42.151 20 323,4				1'41.133 10 323,4	
8	87 R. GARDNER Yamaha YZF R1	AUS	1'40.131 85 325,3		1'41.784 16 321,4		1'41.990 20 314,9		1'40.989 9 315,8		1'40.131 6 320,5		1'42.072 20 320,5		1'57.492 4 300,0		1'41.474 10 325,3	
9	55 A. LOCATELLI Yamaha YZF R1	ITA	1'40.227 88 320,5		1'41.473 20 318,6		1'42.247 21 312,1		1'40.958 7 314,0		1'40.227 7 315,8		1'42.127 20 318,6		1'57.686 3 297,5		1'41.335 10 320,5	
10	9 D. PETRUCCI Ducati Panigale V4R	ITA	1'40.240 88 330,3		1'41.785 18 315,8		1'41.508 20 317,6		1'40.816 11 321,4		1'40.240 5 322,4		1'42.032 20 329,3		1'57.118 4 310,3		1'41.361 10 330,3	
11	1 A. BAUTISTA Ducati Panigale V4R	ESP	1'40.297 87 331,3		1'41.968 15 325,3		1'41.154 21 325,3		1'41.409 11 323,4		1'40.297 6 322,4		1'42.187 20 326,3		1'57.449 4 301,7		1'41.185 10 331,3	
12	45 S. REDDING BMW M 1000 RR	GBR	1'40.534 80 325,3		1'42.404 15 314,9		1'42.578 19 316,7		1'41.989 11 320,5		1'40.534 5 325,3		1'42.792 20 323,4				1'41.715 10 323,4	
13	65 J. REA Yamaha YZF R1	GBR	1'40.537 68 324,3		1'41.400 14 318,6		1'41.945 23 320,5		1'41.760 9 320,5		1'40.537 7 320,5		1'42.884 1 233,8		1'57.463 4 305,1		1'41.733 10 324,3	
14	31 G. GERLOFF BMW M 1000 RR	USA	1'40.705 82 327,3		1'41.845 18 320,5		1'42.413 20 320,5		1'41.605 8 319,5		1'40.705 6 322,4		1'42.884 20 327,3				1'41.929 10 322,4	
15	47 A. BASSANI Kawasaki ZX-10RR	ITA	1'40.858 87 327,3		1'42.110 17 318,6		1'42.025 19 322,4		1'41.763 11 321,4		1'40.858 6 323,4		1'42.413 20 322,4		1'57.539 4 302,5		1'41.456 10 327,3	
16	21 M. RINALDI Ducati Panigale V4R	ITA	1'40.921 78 323,4		1'42.272 16 318,6		1'42.056 18 322,4		1'41.879 9 315,8		1'40.921 5 323,4		1'43.014 20 323,4				1'42.019 10 320,5	
17	53 T. RABAT Kawasaki ZX-10RR	ESP	1'41.145 76 323,4		1'42.647 16 319,5		1'42.722 15 322,4		1'42.169 10 315,8		1'41.145 6 323,4		1'42.918 19 321,4				1'41.907 10 323,4	
18	7 I. LECUONA Honda CBR1000 RR-R	ESP	1'41.177 77 326,3		1'42.750 16 322,4		1'42.539 18 321,4		1'43.441 8 322,4		1'41.177 5 326,3		1'42.604 20 326,3				1'42.590 10 322,4	
19	97 X. VIERGE Honda CBR1000 RR-R	ESP	1'41.197 78 327,3		1'42.266 17 324,3		1'42.339 18 322,4		1'41.455 8 324,3		1'41.197 5 327,3		1'42.543 20 325,3				1'41.946 10 327,3	
20	5 P. OETTL Yamaha YZF R1	GER	1'41.305 87 318,6		1'42.397 17 315,8		1'42.643 22 311,2		1'41.305 9 310,3		1'41.337 6 314,9		1'43.151 20 315,8	2'02.814	3 289,5		1'42.641 10 318,6	
21	28 B. RAY Yamaha YZF R1	GBR	1'41.422 74 320,5		1'43.161 16 314,0		1'43.691 12 313,0		1'42.515 9 312,1		1'41.422 6 315,8		1'43.113 20 318,6		1 239,5		1'42.646 10 320,5	
22	95 T. MACKENZIE Honda CBR1000 RR-R	GBR	1'41.643 77 321,4		1'43.180 17 316,7		1'43.562 19 316,7		1'42.690 5 318,6		1'41.643 6 321,4		1'43.119 20 320,5				1'42.571 10 319,5	
23	27 A. NORRODIN Honda CBR1000 RR-R	MAS	1'42.793 77 323,4		1'44.893 15 317,6		1'44.280 16 317,6		1'43.770 11 317,6		1'42.793 6 319,5		1'44.741 20 322,4				1'43.008 9 323,4	

24/03/2024

These data/results cannot be reproduced, stored and/or transmitted in whole or in part by any manner of electronic, mechanical, photocopying, recording, broadcasting or otherwise now known or herein after developed without the previous express consent by the copyright owner, except for reproduction in daily press and regular printed publications on sale to the public within 60 days of the event related to those data/results and always provided that copyright symbol appears together as follows below.

© DORNA WSBK ORGANIZATION Srl 2024

FICR PERUGIA TIMING



Pirelli Catalunya Round, 22-24 March 2024

Fastest Laps Tissot Superpole Race

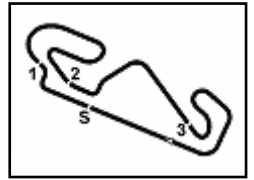
Circuit de Barcelona 4.657 m

No.	Rider	Nat	Team	Bike	Class	Lap	Time	Gap
1	11 N. BULEGA	ITA	Aruba.it Racing - Ducati	Ducati Panigale V4R		4	1'40.955	
2	29 A. IANNONE	ITA	Team GoEleven	Ducati Panigale V4R	IND	4	1'41.067	0.112
3	22 A. LOWES	GBR	Kawasaki Racing Team WorldSBK	Kawasaki ZX-10RR		4	1'41.133	0.178
4	1 A. BAUTISTA	ESP	Aruba.it Racing - Ducati	Ducati Panigale V4R		3	1'41.185	0.230
5	54 T. RAZGATLIOGLU	TUR	ROKiT BMW Motorrad WorldSBK Team	BMW M 1000 RR		5	1'41.189	0.234
6	55 A. LOCATELLI	ITA	Pata Prometeon Yamaha	Yamaha YZF R1		4	1'41.335	0.380
7	14 S. LOWES	GBR	ELF Marc VDS Racing Team	Ducati Panigale V4R	IND	3	1'41.340	0.385
8	9 D. PETRUCCI	ITA	Barni Spark Racing Team	Ducati Panigale V4R	IND	3	1'41.361	0.406
9	60 M. VAN DER MARK	NED	ROKiT BMW Motorrad WorldSBK Team	BMW M 1000 RR		2	1'41.427	0.472
10	47 A. BASSANI	ITA	Kawasaki Racing Team WorldSBK	Kawasaki ZX-10RR		2	1'41.456	0.501
11	87 R. GARDNER	AUS	GYTR GRT Yamaha WorldSBK Team	Yamaha YZF R1		2	1'41.474	0.519
12	45 S. REDDING	GBR	Bonovo Action BMW	BMW M 1000 RR		3	1'41.715	0.760
13	77 D. AEGERTER	SUI	GYTR GRT Yamaha WorldSBK Team	Yamaha YZF R1		4	1'41.725	0.770
14	65 J. REA	GBR	Pata Prometeon Yamaha	Yamaha YZF R1		6	1'41.733	0.778
15	53 T. RABAT	ESP	Kawasaki Puccetti Racing	Kawasaki ZX-10RR	IND	4	1'41.907	0.952
16	31 G. GERLOFF	USA	Bonovo Action BMW	BMW M 1000 RR		2	1'41.929	0.974
17	97 X. VIERGE	ESP	Team HRC	Honda CBR1000 RR-R		4	1'41.946	0.991
18	21 M. RINALDI	ITA	Team Motocorsa Racing	Ducati Panigale V4R	IND	4	1'42.019	1.064
19	95 T. MACKENZIE	GBR	PETRONAS MIE Racing Honda	Honda CBR1000 RR-R	IND	3	1'42.571	1.616
20	7 I. LECUONA	ESP	Team HRC	Honda CBR1000 RR-R		5	1'42.590	1.635
21	5 P. OETTL	GER	GMT94 Yamaha	Yamaha YZF R1	IND	5	1'42.641	1.686
22	28 B. RAY	GBR	Yamaha Motoxrcing WorldSBK Team	Yamaha YZF R1	IND	3	1'42.646	1.691
23	27 A. NORRODIN	MAS	PETRONAS MIE Racing Honda	Honda CBR1000 RR-R	IND	3	1'43.008	2.053

24/03/2024

These data/results cannot be reproduced, stored and/or transmitted in whole or in part by any manner of electronic, mechanical, photocopying, recording, broadcasting or otherwise now known or herein after developed without the previous express consent by the copyright owner, except for reproduction in daily press and regular printed publications on sale to the public within 60 days of the event related to those data/results and always provided that copyright symbol appears together as follows below.

© DORNA WSBK ORGANIZATION Srl 2024

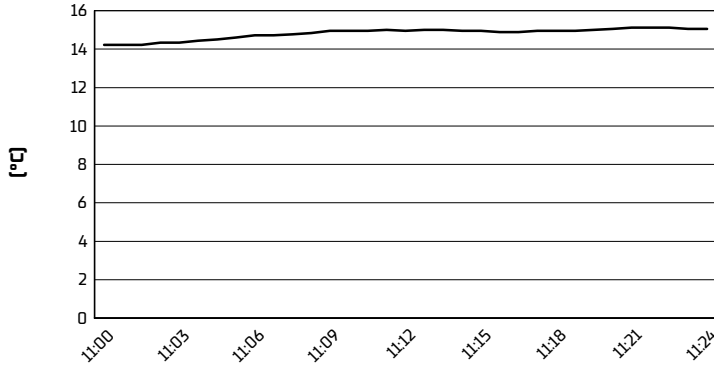


Circuit de Barcelona 4.657 m

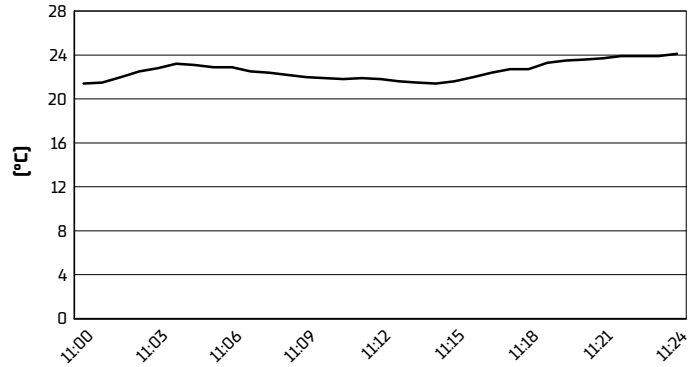
Pirelli Catalunya Round, 22-24 March 2024
Weather Report Tissot Superpole Race

Session started 11:00 - Session ended 11:25

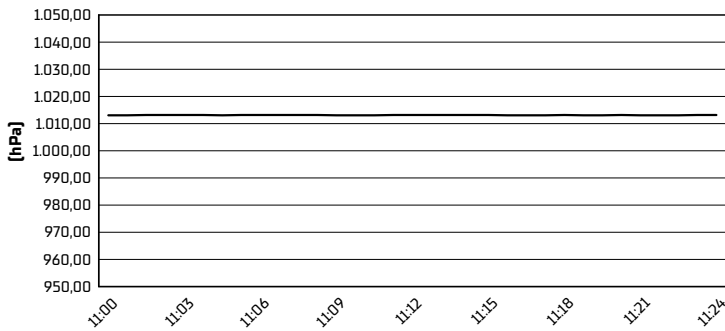
Air Temperature



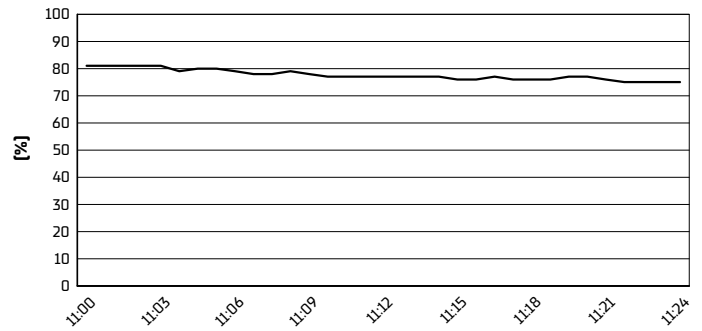
Track Temperature



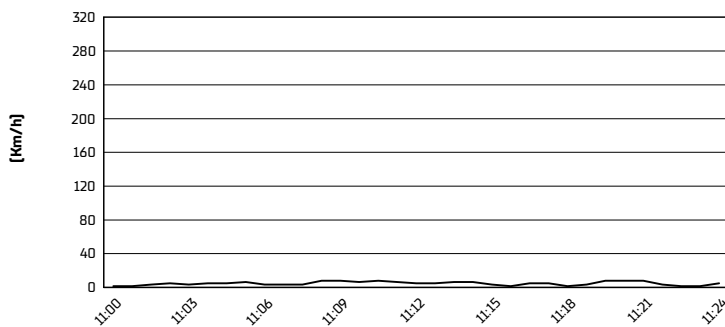
Air Pressure



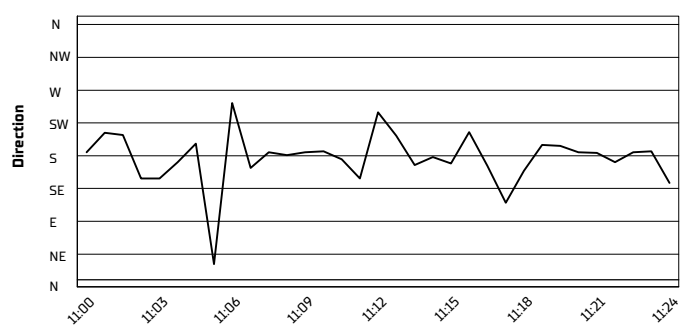
Humidity



Wind Speed



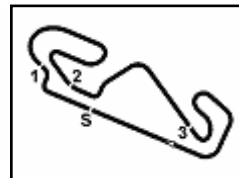
Wind Direction



24/03/2024

These data/results cannot be reproduced, stored and/or transmitted in whole or in part by any manner of electronic, mechanical, photocopying, recording, broadcasting or otherwise now known or herein after developed without the previous express consent by the copyright owner, except for reproduction in daily press and regular printed publications on sale to the public within 60 days of the event related to those data/results and always provided that copyright symbol appears together as follows below.

© DORNA WSBK ORGANIZATION Srl 2024



Circuit de Barcelona 4.657 m

Pirelli Catalunya Round, 22-24 March 2024
Starting Grid - Race 2 [20 Laps x 4,657 km = 93,140 km]

1	1	54 RAZGATLIOGLU T. BMW	2	29 IANNONE A. Ducati	3	1 BAUTISTA A. Ducati
2	4	11 BULEGA N. Ducati	5	22 LOWES A. Kawasaki	6	60 VAN DER MARK M. BMW
3	7	9 PETRUCCI D. Ducati	8	55 LOCATELLI A. Yamaha	9	87 GARDNER R. Yamaha
4	10	14 LOWES S. Ducati	11	77 AEGERTER D. Yamaha	12	45 REDDING S. BMW
5	13	65 REA J. Yamaha	14	31 GERLOFF G. BMW	15	47 BASSANI A. Kawasaki
6	16	21 RINALDI M. Ducati	17	53 RABAT T. Kawasaki	18	7 LECUONA I. Honda
7	19	97 VIERGE X. Honda	20	5 OETTL P. Yamaha	21	28 RAY B. Yamaha
8	22	95 MACKENZIE T. Honda	23	27 NORRODIN A. Honda		

24/03/2024 The Race Director

These data/results cannot be reproduced, stored and/or transmitted in whole or in part by any manner of electronic, mechanical, photocopying, recording, broadcasting or otherwise now known or herein after developed without the previous express consent by the copyright owner, except for reproduction in daily press and regular printed publications on sale to the public within 60 days of the event related to those data/results and always provided that copyright symbol appears together as follows below. © DORNA WSBK ORGANIZATION Srl 2024