

Pirelli Catalunya Round, 22 - 24 March 2024

Results Free Practice 2nd Session

No.	Rider	Nat	Team	Bike	Class	Time	Gap	Rel.	Laps	Speed	
										Avg	Max
1	11 N. BULEGA	ITA	Aruba.it Racing - Ducati	Ducati Panigale V4R		1'40.907			17	166,145	315,8
2	1 A. BAUTISTA	ESP	Aruba.it Racing - Ducati	Ducati Panigale V4R		1'41.154	0.247	0.247	21	165,739	325,3
3	9 D. PETRUCCI	ITA	Barni Spark Racing Team	Ducati Panigale V4R	IND	1'41.508	0.601	0.354	20	165,161	317,6
4	14 S. LOWES	GBR	ELF Marc VDS Racing Team	Ducati Panigale V4R	IND	1'41.701	0.794	0.193	22	164,848	315,8
5	54 T. RAZGATLIOGLU	TUR	ROKIT BMW Motorrad WorldSBK Team	BMW M1000 RR		1'41.808	0.901	0.107	21	164,675	323,4
6	29 A. IANNONE	ITA	Team GoEleven	Ducati Panigale V4R	IND	1'41.878	0.971	0.070	19	164,562	321,4
7	65 J. REA	GBR	Pata Prometeon Yamaha	Yamaha YZF R1		1'41.945	1.038	0.067	23	164,453	320,5
8	87 R. GARDNER	AUS	GYTR GRT Yamaha WorldSBK Team	Yamaha YZF R1		1'41.990	1.083	0.045	20	164,381	314,9
9	47 A. BASSANI	ITA	Kawasaki Racing Team WorldSBK	Kawasaki ZX-10RR		1'42.025	1.118	0.035	19	164,324	322,4
10	22 A. LOWES	GBR	Kawasaki Racing Team WorldSBK	Kawasaki ZX-10RR		1'42.049	1.142	0.024	14	164,286	318,6
11	21 M. RINALDI	ITA	Team Motocorsa Racing	Ducati Panigale V4R	IND	1'42.056	1.149	0.007	18	164,275	322,4
12	77 D. AEGERTER	SUI	GYTR GRT Yamaha WorldSBK Team	Yamaha YZF R1		1'42.116	1.209	0.060	20	164,178	319,5
13	60 M. VAN DER MARK	NED	ROKIT BMW Motorrad WorldSBK Team	BMW M1000 RR		1'42.189	1.282	0.073	20	164,061	319,5
14	55 A. LOCATELLI	ITA	Pata Prometeon Yamaha	Yamaha YZF R1		1'42.247	1.340	0.058	21	163,968	312,1
15	97 X. VIERGE	ESP	Team HRC	Honda CBR1000 RR-R		1'42.339	1.432	0.092	18	163,820	322,4
16	31 G. GERLOFF	USA	Bonovo Action BMW	BMW M1000 RR		1'42.413	1.506	0.074	20	163,702	320,5
17	7 I. LECUONA	ESP	Team HRC	Honda CBR1000 RR-R		1'42.539	1.632	0.126	18	163,501	321,4
18	45 S. REDDING	GBR	Bonovo Action BMW	BMW M1000 RR		1'42.578	1.671	0.039	19	163,439	316,7
19	5 P. OETTL	GER	GMT94 Yamaha	Yamaha YZF R1	IND	1'42.643	1.736	0.065	22	163,335	311,2
20	53 T. RABAT	ESP	Kawasaki Puccetti Racing	Kawasaki ZX-10RR	IND	1'42.722	1.815	0.079	15	163,209	322,4
21	95 T. MACKENZIE	GBR	PETRONAS MIE Racing Honda	Honda CBR1000 RR-R	IND	1'43.562	2.655	0.840	19	161,886	316,7
22	28 B. RAY	GBR	Yamaha Motoxracing WorldSBK Team	Yamaha YZF R1	IND	1'43.691	2.784	0.129	12	161,684	313,0
23	27 A. NORRODIN	MAS	PETRONAS MIE Racing Honda	Honda CBR1000 RR-R	IND	1'44.280	3.373	0.589	16	160,771	317,6

Qualifying Lap Time (105% of 1'40.907): 1'45.953

AIR	Humidity:	44%	Temp:	25°C
TRACK	Condition:	Dry	Temp:	36°C

Records	Pole	(SP)	2023 A.Bautista	1'40.264	167,210	Km/h
	Race	(SPRC)	2022 A.Bautista	1'41.135	165,770	Km/h
	All Times	(SP)	2023 A.Bautista	1'40.264	167,210	Km/h

Start 15:00 End 15:47 The results are provisional until the end of the time limit for protests and appeals and the completion of the technical checks.

These data/results cannot be reproduced, stored and/or transmitted in whole or in part by any manner of electronic, mechanical, photocopying, recording, broadcasting or otherwise now known or herein after developed without the previous express consent by the copyright owner, except for reproduction in daily press and regular printed publications on sale to the public within 60 days of the event related to those data/results and always provided that copyright symbol appears together as follows below.

© DORNA WSBK ORGANIZATION Srl 2024

Pirelli Catalunya Round, 22 - 24 March 2024

Results Free Practice 2nd Session

Circuit de Barcelona 4.657 m

2 / 2

Session Highlights

Local Time	No. Rider	Description
15.00.00		Start
15.03.30	53 T. RABAT	Crashed - Turn 5
15.03.40	53 T. RABAT	Re-joined
15.07.10		N.5 - 55 - 9 CHECK RACELINK GPS
15.08.26	95 T. MACKENZIE	Lap Cancelled [1'47.172] - Exceeded Track Limits - Turn 2
15.28.59	5 P. OETTL	On the Gravel - Turn 10
15.29.28	5 P. OETTL	Re-joined
15.30.59	95 T. MACKENZIE	Lap Cancelled [1'43.529] - Yellow Flag - Turn 10-11
15.47.35		End Of Session

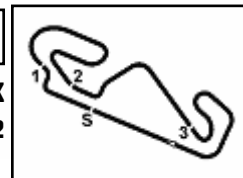
Fastest Laps Sequence

No.	Rider	Nat	Team	Bike	Local Time	Time	Gap	Avg
9	D. PETRUCCI	ITA	Barni Spark Racing Team	Ducati Panigale V4R	15:03'40.987	1'43.550		161,904
7	I. LECUONA	ESP	Team HRC	Honda CBR1000 RR-R	15:03'41.276	1'43.450	-0.100	162,061
65	J. REA	GBR	Pata Prometeon Yamaha	Yamaha YZF R1	15:03'41.379	1'42.786	-0.664	163,108
60	M. VAN DER MARK	NED	ROKIT BMW Motorrad WorldSBK Team	BMW M1000 RR	15:03'41.512	1'42.732	-0.054	163,194
87	R. GARDNER	AUS	GYTR GRT Yamaha WorldSBK Team	Yamaha YZF R1	15:03'53.886	1'41.990	-0.742	164,381
54	T. RAZGATLIOGLU	TUR	ROKIT BMW Motorrad WorldSBK Team	BMW M1000 RR	15:05'40.221	1'41.851	-0.139	164,605
11	N. BULEGA	ITA	Aruba.it Racing - Ducati	Ducati Panigale V4R	15:06'16.521	1'41.374	-0.477	165,380
11	N. BULEGA	ITA	Aruba.it Racing - Ducati	Ducati Panigale V4R	15:09'39.209	1'41.241	-0.133	165,597
11	N. BULEGA	ITA	Aruba.it Racing - Ducati	Ducati Panigale V4R	15:11'20.354	1'41.145	-0.096	165,754
11	N. BULEGA	ITA	Aruba.it Racing - Ducati	Ducati Panigale V4R	15:33'20.112	1'40.907	-0.238	166,145

Start 15:00 End 15:47 The results are provisional until the end of the time limit for protests and appeals and the completion of the technical checks.

These data/results cannot be reproduced, stored and/or transmitted in whole or in part by any manner of electronic, mechanical, photocopying, recording, broadcasting or otherwise now known or herein after developed without the previous express consent by the copyright owner, except for reproduction in daily press and regular printed publications on sale to the public within 60 days of the event related to those data/results and always provided that copyright symbol appears together as follows below.

© DORNA WSBK ORGANIZATION Srl 2024



Pirelli Catalunya Round, 22 - 24 March 2024

Free Practices Combined Results

No.	Rider	Nat	Team	Bike	Class	FP1	FP2	Time	Gap	Rel.	Avg	LL
1	11 N. BULEGA	ITA	Aruba.it Racing - Ducati	Ducati Panigale V4R		1'41.407	1'40.907	1'40.907			166,145	32
2	1 A. BAUTISTA	ESP	Aruba.it Racing - Ducati	Ducati Panigale V4R		1'41.968	1'41.154	1'41.154	0.247	0.247	165,739	36
3	54 T. RAZGATLIOGLU	TUR	ROKiT BMW Motorrad WorldSBK Team	BMW M1000 RR		1'41.199	1'41.808	1'41.199	0.292	0.045	165,666	37
4	60 M. VAN DER MARK	NED	ROKiT BMW Motorrad WorldSBK Team	BMW M1000 RR		1'41.245	1'42.189	1'41.245	0.338	0.046	165,590	36
5	65 J. REA	GBR	Pata Prometeon Yamaha	Yamaha YZF R1		1'41.400	1'41.945	1'41.400	0.493	0.155	165,337	37
6	55 A. LOCATELLI	ITA	Pata Prometeon Yamaha	Yamaha YZF R1		1'41.473	1'42.247	1'41.473	0.566	0.073	165,218	41
7	29 A. IANNONE	ITA	Team GoEleven	Ducati Panigale V4R	IND	1'41.497	1'41.878	1'41.497	0.590	0.024	165,179	35
8	9 D. PETRUCCI	ITA	Barni Spark Racing Team	Ducati Panigale V4R	IND	1'41.785	1'41.508	1'41.508	0.601	0.011	165,161	38
9	14 S. LOWES	GBR	ELF Marc VDS Racing Team	Ducati Panigale V4R	IND	1'41.821	1'41.701	1'41.701	0.794	0.193	164,848	41
10	87 R. GARDNER	AUS	GYTR GRT Yamaha WorldSBK Team	Yamaha YZF R1		1'41.784	1'41.990	1'41.784	0.877	0.083	164,714	36
11	31 G. GERLOFF	USA	Bonovo Action BMW	BMW M1000 RR		1'41.845	1'42.413	1'41.845	0.938	0.061	164,615	38
12	77 D. AEGERTER	SUI	GYTR GRT Yamaha WorldSBK Team	Yamaha YZF R1		1'41.990	1'42.116	1'41.990	1.083	0.145	164,381	37
13	47 A. BASSANI	ITA	Kawasaki Racing Team WorldSBK	Kawasaki ZX-10RR		1'42.110	1'42.025	1'42.025	1.118	0.035	164,324	36
14	22 A. LOWES	GBR	Kawasaki Racing Team WorldSBK	Kawasaki ZX-10RR		1'42.232	1'42.049	1'42.049	1.142	0.024	164,286	27
15	21 M. RINALDI	ITA	Team Motocorsa Racing	Ducati Panigale V4R	IND	1'42.272	1'42.056	1'42.056	1.149	0.007	164,275	34
16	97 X. VIERGE	ESP	Team HRC	Honda CBR1000 RR-R		1'42.266	1'42.339	1'42.266	1.359	0.210	163,937	35
17	5 P. OETTL	GER	GMT94 Yamaha	Yamaha YZF R1	IND	1'42.397	1'42.643	1'42.397	1.490	0.131	163,727	39
18	45 S. REDDING	GBR	Bonovo Action BMW	BMW M1000 RR		1'42.404	1'42.578	1'42.404	1.497	0.007	163,716	34
19	7 I. LECUONA	ESP	Team HRC	Honda CBR1000 RR-R		1'42.750	1'42.539	1'42.539	1.632	0.135	163,501	34
20	53 T. RABAT	ESP	Kawasaki Puccetti Racing	Kawasaki ZX-10RR	IND	1'42.647	1'42.722	1'42.647	1.740	0.108	163,329	31
21	28 B. RAY	GBR	Yamaha Motoxrcing WorldSBK Team	Yamaha YZF R1	IND	1'43.161	1'43.691	1'43.161	2.254	0.514	162,515	28
22	95 T. MACKENZIE	GBR	PETRONAS MIE Racing Honda	Honda CBR1000 RR-R	IND	1'43.180	1'43.562	1'43.180	2.273	0.019	162,485	36
23	27 A. NORRODIN	MAS	PETRONAS MIE Racing Honda	Honda CBR1000 RR-R	IND	1'44.893	1'44.280	1'44.280	3.373	1.100	160,771	31

22/03/2024

These data/results cannot be reproduced, stored and/or transmitted in whole or in part by any manner of electronic, mechanical, photocopying, recording, broadcasting or otherwise now known or herein after developed without the previous express consent by the copyright owner, except for reproduction in daily press and regular printed publications on sale to the public within 60 days of the event related to those data/results and always provided that copyright symbol appears together as follows below.

© DORNA WSBK ORGANIZATION Srl 2024

Pirelli Catalunya Round, 22 - 24 March 2024

Best Sectors & Speed Free Practice 2nd Session

BEST LAP		
1	11 N. BULEGA	Ducati Panigale V4R 1'40.907
2	1 A. BAUTISTA	Ducati Panigale V4R 1'41.154
3	9 D. PETRUCCI	Ducati Panigale V4R 1'41.508
4	14 S. LOWES	Ducati Panigale V4R 1'41.701
5	54 T. RAZGATLIOGLU	BMW M 1000 RR 1'41.808
6	29 A. IANNONE	Ducati Panigale V4R 1'41.878
7	65 J. REA	Yamaha YZF R1 1'41.945
8	87 R. GARDNER	Yamaha YZF R1 1'41.990
9	47 A. BASSANI	Kawasaki ZX-10RR 1'42.025
10	22 A. LOWES	Kawasaki ZX-10RR 1'42.049
11	21 M. RINALDI	Ducati Panigale V4R 1'42.056
12	77 D. AEGERTER	Yamaha YZF R1 1'42.116
13	60 M. VAN DER MARK	BMW M 1000 RR 1'42.189
14	55 A. LOCATELLI	Yamaha YZF R1 1'42.247
15	97 X. VIERGE	Honda CBR1000 RR-R 1'42.339
16	31 G. GERLOFF	BMW M 1000 RR 1'42.413
17	7 I. LECUONA	Honda CBR1000 RR-R 1'42.539
18	45 S. REDDING	BMW M 1000 RR 1'42.578
19	5 P. OETTL	Yamaha YZF R1 1'42.643
20	53 T. RABAT	Kawasaki ZX-10RR 1'42.722
21	95 T. MACKENZIE	Honda CBR1000 RR-R 1'43.562
22	28 B. RAY	Yamaha YZF R1 1'43.691
23	27 A. NORRODIN	Honda CBR1000 RR-R 1'44.280

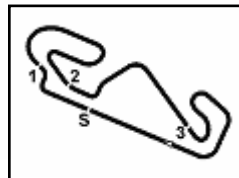
SPEED		
1	1 A. BAUTISTA	Ducati Panigale V4R 325,3
2	54 T. RAZGATLIOGLU	BMW M 1000 RR 323,4
3	47 A. BASSANI	Kawasaki ZX-10RR 322,4
4	53 T. RABAT	Kawasaki ZX-10RR 322,4
5	97 X. VIERGE	Honda CBR1000 RR-R 322,4
6	21 M. RINALDI	Ducati Panigale V4R 322,4
7	29 A. IANNONE	Ducati Panigale V4R 321,4
8	7 I. LECUONA	Honda CBR1000 RR-R 321,4
9	31 G. GERLOFF	BMW M 1000 RR 320,5
10	65 J. REA	Yamaha YZF R1 320,5
11	77 D. AEGERTER	Yamaha YZF R1 319,5
12	60 M. VAN DER MARK	BMW M 1000 RR 319,5
13	22 A. LOWES	Kawasaki ZX-10RR 318,6
14	27 A. NORRODIN	Honda CBR1000 RR-R 317,6
15	9 D. PETRUCCI	Ducati Panigale V4R 317,6
16	45 S. REDDING	BMW M 1000 RR 316,7
17	95 T. MACKENZIE	Honda CBR1000 RR-R 316,7
18	11 N. BULEGA	Ducati Panigale V4R 315,8
19	14 S. LOWES	Ducati Panigale V4R 315,8
20	87 R. GARDNER	Yamaha YZF R1 314,9
21	28 B. RAY	Yamaha YZF R1 313,0
22	55 A. LOCATELLI	Yamaha YZF R1 312,1
23	5 P. OETTL	Yamaha YZF R1 311,2

SEG. 1		SEG. 2		SEG. 3		SEG. 4	
1	21 M. RINALDI 16.729	1	11 N. BULEGA 31.949	1	29 A. IANNONE 20.773	1	11 N. BULEGA 31.240
2	29 A. IANNONE 16.764	2	1 A. BAUTISTA 32.055	2	11 N. BULEGA 20.777	2	1 A. BAUTISTA 31.370
3	1 A. BAUTISTA 16.773	3	14 S. LOWES 32.224	3	1 A. BAUTISTA 20.808	3	9 D. PETRUCCI 31.425
4	54 T. RAZGATLIOGLU 16.865	4	47 A. BASSANI 32.232	4	14 S. LOWES 20.819	4	14 S. LOWES 31.454
5	11 N. BULEGA 16.894	5	9 D. PETRUCCI 32.235	5	54 T. RAZGATLIOGLU 20.848	5	65 J. REA 31.486
6	9 D. PETRUCCI 16.938	6	77 D. AEGERTER 32.244	6	87 R. GARDNER 20.875	6	29 A. IANNONE 31.511
7	60 M. VAN DER MARK 16.954	7	87 R. GARDNER 32.277	7	21 M. RINALDI 20.907	7	22 A. LOWES 31.534
8	31 G. GERLOFF 17.001	8	65 J. REA 32.296	8	9 D. PETRUCCI 20.910	8	47 A. BASSANI 31.541
9	97 X. VIERGE 17.005	9	22 A. LOWES 32.319	9	77 D. AEGERTER 20.932	9	54 T. RAZGATLIOGLU 31.545
10	45 S. REDDING 17.014	10	55 A. LOCATELLI 32.325	10	60 M. VAN DER MARK 20.942	10	87 R. GARDNER 31.573
11	22 A. LOWES 17.020	11	54 T. RAZGATLIOGLU 32.353	11	22 A. LOWES 20.977	11	21 M. RINALDI 31.634
12	87 R. GARDNER 17.027	12	29 A. IANNONE 32.358	12	47 A. BASSANI 20.985	12	77 D. AEGERTER 31.645
13	14 S. LOWES 17.027	13	21 M. RINALDI 32.408	13	31 G. GERLOFF 20.985	13	60 M. VAN DER MARK 31.657
14	53 T. RABAT 17.049	14	97 X. VIERGE 32.517	14	55 A. LOCATELLI 21.009	14	7 I. LECUONA 31.715
15	7 I. LECUONA 17.049	15	60 M. VAN DER MARK 32.522	15	65 J. REA 21.021	15	5 P. OETTL 31.717
16	77 D. AEGERTER 17.059	16	5 P. OETTL 32.528	16	45 S. REDDING 21.022	16	55 A. LOCATELLI 31.739
17	65 J. REA 17.065	17	53 T. RABAT 32.572	17	97 X. VIERGE 21.047	17	97 X. VIERGE 31.762
18	47 A. BASSANI 17.084	18	7 I. LECUONA 32.577	18	7 I. LECUONA 21.051	18	31 G. GERLOFF 31.774
19	55 A. LOCATELLI 17.095	19	31 G. GERLOFF 32.578	19	5 P. OETTL 21.078	19	53 T. RABAT 31.843
20	27 A. NORRODIN 17.204	20	45 S. REDDING 32.596	20	53 T. RABAT 21.110	20	45 S. REDDING 31.869
21	95 T. MACKENZIE 17.240	21	95 T. MACKENZIE 32.815	21	95 T. MACKENZIE 21.267	21	95 T. MACKENZIE 32.037
22	5 P. OETTL 17.253	22	28 B. RAY 32.816	22	28 B. RAY 21.315	22	28 B. RAY 32.133
23	28 B. RAY 17.358	23	27 A. NORRODIN 33.116	23	27 A. NORRODIN 21.550	23	27 A. NORRODIN 32.389

22/03/2024

These data/results cannot be reproduced, stored and/or transmitted in whole or in part by any manner of electronic, mechanical, photocopying, recording, broadcasting or otherwise now known or herein after developed without the previous express consent by the copyright owner, except for reproduction in daily press and regular printed publications on sale to the public within 60 days of the event related to those data/results and always provided that copyright symbol appears together as follows below.

© DORNA WSBK ORGANIZATION Srl 2024



Pirelli Catalunya Round, 22 - 24 March 2024

Ideal Times Free Practice 2nd Session

No. Rider	Nat	Bike	Seg. 1 Diff. 1	Seg. 2 Diff. 2	Seg. 3 Diff. 3	Seg. 4 Diff. 4	Ideal Time Best Lap	Pos.	Diff.
1 11 N. BULEGA	ITA	Ducati Panigale V4R	16.894	31.949 +0.042	20.777	31.240 +0.005	1'40.860 1'40.907	1	0.047
2 1 A. BAUTISTA	ESP	Ducati Panigale V4R	16.773 +0.133	32.055	20.808 +0.015	31.370	1'41.006 1'41.154	2	0.148
3 29 A. IANNONE	ITA	Ducati Panigale V4R	16.764 +0.361	32.358 +0.029	20.773	31.511 +0.082	1'41.406 1'41.878	6	0.472
4 9 D. PETRUCCI	ITA	Ducati Panigale V4R	16.938	32.235	20.910	31.425	1'41.508 1'41.508	3	
5 14 S. LOWES	GBR	Ducati Panigale V4R	17.027 +0.076	32.224	20.819 +0.022	31.454 +0.079	1'41.524 1'41.701	4	0.177
6 54 T. RAZGATLIOGLU	TUR	BMW M 1000 RR	16.865 +0.006	32.353 +0.035	20.848	31.545 +0.156	1'41.611 1'41.808	5	0.197
7 21 M. RINALDI	ITA	Ducati Panigale V4R	16.729 +0.291	32.408	20.907 +0.087	31.634	1'41.678 1'42.056	11	0.378
8 87 R. GARDNER	AUS	Yamaha YZF R1	17.027 +0.229	32.277	20.875 +0.009	31.573	1'41.752 1'41.990	8	0.238
9 47 A. BASSANI	ITA	Kawasaki ZX-10RR	17.084 +0.086	32.232 +0.010	20.985	31.541 +0.087	1'41.842 1'42.025	9	0.183
10 22 A. LOWES	GBR	Kawasaki ZX-10RR	17.020	32.319	20.977 +0.032	31.534 +0.167	1'41.850 1'42.049	10	0.199
11 65 J. REA	GBR	Yamaha YZF R1	17.065 +0.077	32.296	21.021	31.486	1'41.868 1'41.945	7	0.077
12 77 D. AEGERTER	SUI	Yamaha YZF R1	17.059 +0.021	32.244	20.932 +0.161	31.645 +0.054	1'41.880 1'42.116	12	0.236
13 60 M. VAN DER MARK	NED	BMW M 1000 RR	16.954	32.522	20.942 +0.114	31.657	1'42.075 1'42.189	13	0.114
14 55 A. LOCATELLI	ITA	Yamaha YZF R1	17.095 +0.049	32.325	21.009	31.739 +0.030	1'42.168 1'42.247	14	0.079
15 97 X. VIERGE	ESP	Honda CBR1000 RR-R	17.005 +0.001	32.517	21.047 +0.007	31.762	1'42.331 1'42.339	15	0.008
16 31 G. GERLOFF	USA	BMW M 1000 RR	17.001 +0.020	32.578	20.985 +0.025	31.774 +0.030	1'42.338 1'42.413	16	0.075
17 7 I. LECUONA	ESP	Honda CBR1000 RR-R	17.049 +0.084	32.577	21.051 +0.063	31.715	1'42.392 1'42.539	17	0.147
18 45 S. REDDING	GBR	BMW M 1000 RR	17.014 +0.077	32.596	21.022	31.869	1'42.501 1'42.578	18	0.077
19 53 T. RABAT	ESP	Kawasaki ZX-10RR	17.049	32.572	21.110 +0.062	31.843 +0.086	1'42.574 1'42.722	20	0.148
20 5 P. OETTL	GER	Yamaha YZF R1	17.253 +0.009	32.528	21.078 +0.058	31.717	1'42.576 1'42.643	19	0.067
21 95 T. MACKENZIE	GBR	Honda CBR1000 RR-R	17.240 +0.022	32.815 +0.082	21.267 +0.086	32.037 +0.013	1'43.359 1'43.562	21	0.203
22 28 B. RAY	GBR	Yamaha YZF R1	17.358 +0.048	32.816 +0.021	21.315	32.133	1'43.622 1'43.691	22	0.069
23 27 A. NORRODIN	MAS	Honda CBR1000 RR-R	17.204 +0.021	33.116	21.550	32.389	1'44.259 1'44.280	23	0.021
Overall Ideal Time			16.729	31.949	20.773	31.240	1'40.691		

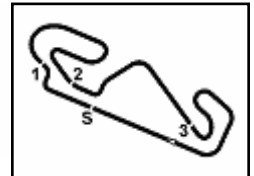
22/03/2024

These data/results cannot be reproduced, stored and/or transmitted in whole or in part by any manner of electronic, mechanical, photocopying, recording, broadcasting or otherwise now known or herein after developed without the previous express consent by the copyright owner, except for reproduction in daily press and regular printed publications on sale to the public within 60 days of the event related to those data/results and always provided that copyright symbol appears together as follows below.

© DORNA WSBK ORGANIZATION Srl 2024

FIGR PERUGIA TIMING





Circuit de Barcelona 4.657 m

Pirelli Catalunya Round, 22 - 24 March 2024

Chronological Analysis Free Practice 2nd Session

1 / 5

1° 11 N. BULEGA [1'40.907]

Lap	Seg1	Seg2	Seg3	Seg4	Lap Time	km/h	Local Time
1		34.816	21.910	31.827		189,1	
2	17.245	31.985	20.904	31.240	1'41.374	313,0	15:06'16.521
3	17.074	32.143	20.885	31.345	1'41.447	313,0	15:07'57.968
4	16.992	31.986	20.909	31.354	1'41.241	315,8	15:09'39.209
5	16.978	31.949	20.821	31.397	1'41.145	314,9	15:11'20.354
6	17.009	32.049	20.920	31.404	1'41.382	315,8	15:13'01.736
7	16.955	32.106	20.823	31.498	1'41.382	314,9	15:14'43.118
8	16.984	32.100	20.916	31.470	1'41.470	314,9	15:16'24.588
9	17.090	32.186	20.974	31.490	1'41.740	314,0	15:18'06.328
10	18.135	35.681	22.174	47.271	2'03.261P	314,0	15:20'09.589
11	8'20.202	34.345	21.887	31.935	9'48.369P	189,8	15:29'57.958
12	17.053	32.092	20.831	31.271	1'41.247	313,0	15:31'39.205
13	16.894	31.991	20.777	31.245	1'40.907	314,0	15:33'20.112
14	16.947	32.058	20.849	31.478	1'41.332	314,0	15:35'01.444
15	17.624	34.413	22.104	46.616	2'00.757P	314,0	15:37'02.201
16	3'39.952	35.902	21.377	31.809	5'09.040P	178,8	15:42'11.241
17	17.093	32.178	20.849	31.478	1'41.598	313,0	15:43'52.839
18	16.964	32.095	20.839	31.535	1'41.433	314,9	15:45'34.272

16	17.045	32.463	20.993	31.734	1'42.235	316,7	15:37'43.480
17	17.111	32.578	21.086	32.382	1'43.157	314,9	15:39'26.637
18	17.146	32.646	21.080	31.774	1'42.646	314,0	15:41'09.283
19	17.122	32.664	21.063	31.738	1'42.587	314,9	15:42'51.870
20	17.160	32.645	21.081	31.906	1'42.792	314,9	15:44'34.662
21	17.135	32.772	21.101	31.990	1'42.998	314,9	15:46'17.660

4° 14 S. LOWES [1'41.701]

Lap	Seg1	Seg2	Seg3	Seg4	Lap Time	km/h	Local Time
1		35.394	21.523	32.084		208,1	
2	17.330	32.551	21.059	31.454	1'42.394	313,0	15:04'16.107
3	17.212	32.421	20.866	31.498	1'41.997	311,2	15:05'58.104
4	17.270	32.404	20.850	31.587	1'42.111	314,0	15:07'40.215
5	17.256	32.445	20.932	31.609	1'42.242	314,9	15:09'22.457
6	18.916	35.835	21.081	31.708	1'47.540	315,8	15:11'09.997
7	17.109	32.532	20.970	31.666	1'42.277	314,0	15:12'52.274
8	17.205	32.596	21.027	31.668	1'42.496	314,0	15:14'34.770
9	17.228	32.744	21.072	31.936	1'42.980	314,0	15:16'17.750
10	17.216	32.780	21.264	31.914	1'43.174	313,0	15:18'00.924
11	17.241	32.859	21.187	31.956	1'43.243	312,1	15:19'44.167
12	17.260	32.953	21.178	32.113	1'43.504	312,1	15:21'27.671
13	17.308	33.023	21.136	32.276	1'43.743	310,3	15:23'11.414
14	17.324	33.280	21.318	32.318	1'44.240	309,5	15:24'55.654
15	17.420	33.200	21.266	32.477	1'44.363	310,3	15:26'40.017
16	17.491	33.385	21.463	32.680	1'45.019	310,3	15:28'25.036
17	19.708	35.268	22.581	47.685	2'05.242P	244,3	15:30'30.278
18	5'05.935	34.023	21.116	32.062	6'33.136P	154,1	15:37'03.414
19	17.124	32.302	20.882	31.473	1'41.781	311,2	15:38'45.195
20	17.103	32.224	20.841	31.533	1'41.701	312,1	15:40'26.896
21	18.801	36.182	22.077	31.706	1'48.766	314,9	15:42'15.662
22	17.027	32.336	20.819	31.540	1'41.722	314,0	15:43'57.384
23	17.033	32.452	20.829	31.710	1'42.024	314,9	15:45'39.408

2° 1 A. BAUTISTA [1'41.154]

Lap	Seg1	Seg2	Seg3	Seg4	Lap Time	km/h	Local Time
1		38.552	21.742	32.215		146,9	
2	17.044	32.667	20.977	31.662	1'42.350	317,6	15:04'00.795
3	16.989	32.395	21.054	31.768	1'42.206	319,5	15:05'43.001
4	16.925	32.340	21.042	31.597	1'41.904	320,5	15:07'24.905
5	16.947	32.346	21.035	31.654	1'41.982	318,6	15:09'06.887
6	16.879	32.276	20.849	31.612	1'41.616	319,5	15:10'48.503
7	16.943	32.421	21.061	31.621	1'42.046	325,3	15:12'30.549
8	16.898	32.485	21.050	31.528	1'41.961	319,5	15:14'12.510
9	16.918	32.566	20.966	31.685	1'42.135	316,7	15:15'54.645
10	16.919	32.559	20.939	31.729	1'42.146	317,6	15:17'36.791
11	16.946	32.465	20.938	31.751	1'42.100	315,8	15:19'18.891
12	16.945	32.537	20.979	31.716	1'42.177	315,8	15:21'01.068
13	16.945	32.610	20.872	45.947	1'56.374P	317,6	15:22'57.442
14	7'05.210	32.707	21.065	31.523	8'30.505P	184,9	15:31'27.947
15	16.906	32.055	20.823	31.370	1'41.154	316,7	15:33'09.101
16	16.773	32.181	21.035	31.943	1'41.932	319,5	15:34'51.033
17	16.963	32.320	20.972	31.514	1'41.769	317,6	15:36'32.802
18	16.882	32.292	20.847	31.487	1'41.508	318,6	15:38'14.310
19	16.875	32.476	20.808	31.472	1'41.631	316,7	15:39'55.941
20	16.835	32.360	20.816	31.532	1'41.543	317,6	15:41'37.484
21	16.875	32.296	20.822	31.578	1'41.571	316,7	15:43'19.055
22	16.859	32.431	20.848	32.115	1'42.253	317,6	15:45'01.308

5° 54 T. RAZGATLIOGLU [1'41.808]

Lap	Seg1	Seg2	Seg3	Seg4	Lap Time	km/h	Local Time
1		34.859	21.848	32.441		149,4	
2	17.129	33.103	21.307	31.771	1'43.310	316,7	15:03'58.370
3	16.865	32.366	20.962	31.658	1'41.851	320,5	15:05'40.221
4	16.924	32.353	20.950	31.664	1'41.891	321,4	15:07'22.112
5	17.047	32.602	20.964	31.784	1'42.397	323,4	15:09'04.509
6	16.994	32.656	21.045	31.732	1'42.427	317,6	15:10'46.936
7	17.035	32.655	21.068	31.872	1'42.630	317,6	15:12'29.566
8	17.080	32.690	22.099	31.844	1'43.713	316,7	15:14'13.279
9	17.051	32.634	21.005	31.815	1'42.505	320,5	15:15'55.784
10	17.156	33.403	21.155	44.496	1'56.210P	319,5	15:17'51.994
11	8'05.452	33.546	21.341	31.768	9'32.107P	183,7	15:27'24.101
12	17.106	32.895	21.205	31.702	1'42.908	320,5	15:29'07.009
13	16.910	32.395	20.967	31.627	1'41.899	317,6	15:30'48.908
14	16.873	32.371	21.020	31.620	1'41.884	315,8	15:32'30.792
15	16.901	32.470	21.044	31.545	1'41.960	316,7	15:34'12.752
16	16.871	32.388	20.848	31.701	1'41.808	316,7	15:35'54.560
17	16.910	32.556	20.987	32.011	1'42.464	320,5	15:37'37.024
18	17.057	32.741	21.014	31.724	1'42.536	321,4	15:39'19.560
19	17.000	32.454	21.228	31.851	1'42.533	316,7	15:41'02.093
20	17.106	32.685	21.045	31.812	1'42.648	316,7	15:42'44.741
21	16.995	32.581	21.160	31.824	1'42.560	316,7	15:44'27.301
22	16.995	32.713	21.094	31.893	1'42.695	317,6	15:46'09.996

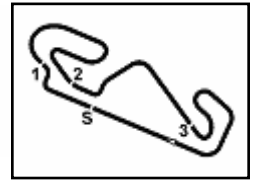
6° 29 A. IANNONE [1'41.878]

Lap	Seg1	Seg2	Seg3	Seg4	Lap Time	km/h	Local Time
1		36.399	26.012	32.795		117,6	
2	17.438	32.652	21.135	31.511	1'42.736	320,5	15:04'02.998
3	17.125	32.387	20.773	31.593	1'41.878	320,5	15:05'44.876

22/03/2024 P = Pits In/Out - C = Lap Time Cancelled

These data/results cannot be reproduced, stored and/or transmitted in whole or in part by any manner of electronic, mechanical, photocopying, recording, broadcasting or otherwise now known or herein after developed without the previous express consent by the copyright owner, except for reproduction in daily press and regular printed publications on sale to the public within 60 days of the event related to those data/results and always provided that copyright symbol appears together as follows below.

© DORNA WSBK ORGANIZATION Srl 2024



Pirelli Catalunya Round, 22 - 24 March 2024

Chronological Analysis Free Practice 2nd Session

Circuit de Barcelona 4.657 m

2 / 5

4	17.143	32.504	21.045	31.675	1'42.367	321,4	15:07'27.243
5	16.764	35.019	24.875	41.042	1'57.700	319,5	15:09'24.943
6	17.191	32.447	20.942	33.425	1'44.005	317,6	15:11'08.948
7	17.044	32.481	21.108	31.573	1'42.206	315,8	15:12'51.154
8	17.130	32.601	21.044	31.702	1'42.477	317,6	15:14'33.631
9	16.869	34.989	21.052	44.268	1'57.178P	316,7	15:16'30.809
10	10'50.730	33.689	21.296	33.353	12'19.068P	181,2	15:28'49.877
11	17.175	32.358	20.920	31.638	1'42.091	313,0	15:30'31.968
12	17.056	32.599	21.071	31.691	1'42.417	314,0	15:32'14.385
13	17.575	41.578	21.203	39.155	1'59.511	314,0	15:34'13.896
14	17.196	33.153	21.161	31.725	1'43.235	316,7	15:35'57.131
15	17.101	32.490	21.052	31.706	1'42.349	317,6	15:37'39.480
16	17.154	32.709	21.036	31.700	1'42.599	318,6	15:39'22.079
17	17.094	32.645	21.038	31.679	1'42.456	317,6	15:41'04.535
18	17.091	32.576	21.133	31.984	1'42.784	319,5	15:42'47.319
19	17.017	32.692	21.044	31.808	1'42.561	316,7	15:44'29.880
20	17.110	32.663	20.978	31.837	1'42.588	315,8	15:46'12.468

9° 47 A. BASSANI [1'42.025]							
Lap	Seg1	Seg2	Seg3	Seg4	Lap Time	km/h	Local Time
1			34.549	22.066	32.241		196,7
2	17.084	32.674	21.044	31.541	1'42.343	322,4	15:03'57.550
3	17.170	32.242	20.985	31.628	1'42.025	314,0	15:05'39.575
4	17.095	32.232	21.152	31.791	1'42.270	312,1	15:07'21.845
5	17.369	32.956	21.078	31.927	1'43.330	314,0	15:09'05.175
6	17.319	32.502	21.144	31.886	1'42.851	315,8	15:10'48.026
7	17.208	32.809	21.295	31.892	1'43.204	315,8	15:12'31.230
8	17.132	32.954	21.264	31.864	1'43.214	316,7	15:14'14.444
9	17.261	32.583	21.272	32.075	1'43.191	316,7	15:15'57.635
10	17.165	32.606	21.262	32.067	1'43.100	314,9	15:17'40.735
11	17.196	32.637	21.350	32.106	1'43.289	314,9	15:19'24.024
12	17.264	32.839	21.191	35.051	1'46.345	314,0	15:21'10.369
13	17.439	33.177	21.444	32.460	1'44.520	314,0	15:22'54.889
14	17.289	33.007	21.431	32.427	1'44.154	311,2	15:24'39.043
15	20.009	36.317	22.274	47.449	2'06.049P	314,0	15:26'45.092
16	10'26.986	35.852	22.141	32.648	1'57.627P	186,5	15:38'42.719
17	17.174	32.506	21.094	32.131	1'42.905	312,1	15:40'25.624
18	17.206	32.626	24.025	32.998	1'46.855	312,1	15:42'12.479
19	17.204	32.739	21.237	32.219	1'43.399	314,9	15:43'55.878
20	19.044	35.033	21.497	33.606	1'49.180	314,0	15:45'45.058

7° 65 J. REA [1'41.945]							
Lap	Seg1	Seg2	Seg3	Seg4	Lap Time	km/h	Local Time
1		33.669	21.324	33.073		161,0	
2	17.232	32.576	21.073	31.905	1'42.786	313,0	15:03'41.379
3	17.555	32.924	21.176	44.338	1'55.993P	308,6	15:05'37.372
4	3'46.313	33.185	21.091	31.531	5'12.120P	165,1	15:10'49.492
5	17.142	32.296	21.021	31.486	1'41.945	316,7	15:12'31.437
6	17.065	32.648	21.090	31.573	1'42.376	320,5	15:14'13.813
7	17.241	32.465	21.029	31.724	1'42.459	316,7	15:15'56.272
8	17.089	32.589	21.218	31.843	1'42.739	317,6	15:17'39.011
9	17.204	32.569	21.227	31.814	1'42.814	312,1	15:19'21.825
10	17.177	32.539	21.124	31.910	1'42.750	311,2	15:21'04.575
11	17.147	32.662	21.142	31.899	1'42.850	312,1	15:22'47.425
12	17.146	32.793	21.212	31.963	1'43.114	310,3	15:24'30.539
13	17.180	32.740	21.158	31.980	1'43.058	310,3	15:26'13.597
14	17.279	32.793	21.258	32.065	1'43.395	311,2	15:27'56.992
15	17.302	32.829	21.259	32.089	1'43.479	310,3	15:29'40.471
16	17.211	32.819	21.285	32.079	1'43.394	313,0	15:31'23.865
17	17.280	32.891	21.223	32.190	1'43.584	312,1	15:33'07.449
18	17.221	32.925	21.298	32.295	1'43.739	311,2	15:34'51.188
19	17.268	32.983	21.170	32.136	1'43.557	318,6	15:36'34.745
20	17.201	32.988	21.353	32.275	1'43.817	314,0	15:38'18.562
21	17.338	33.104	21.312	32.609	1'44.363	312,1	15:40'02.925
22	17.354	33.165	21.285	32.581	1'44.385	317,6	15:41'47.310
23	17.385	33.154	21.340	32.782	1'44.661	313,0	15:43'31.971
24	17.468	33.347	21.384	32.701	1'44.900	318,6	15:45'16.871

10° 22 A. LOWES [1'42.049]							
Lap	Seg1	Seg2	Seg3	Seg4	Lap Time	km/h	Local Time
1			34.768	21.824	32.574		159,5
2	17.037	32.487	21.081	31.534	1'42.139	318,6	15:04'16.919
3	17.125	32.402	21.054	31.727	1'42.308	317,6	15:05'59.227
4	17.047	32.330	21.041	31.659	1'42.077	318,6	15:07'41.304
5	17.060	32.408	21.059	31.867	1'42.394	318,6	15:09'23.698
6	17.075	32.457	21.145	31.783	1'42.460	317,6	15:11'06.158
7	17.042	32.420	21.065	31.707	1'42.234	316,7	15:12'48.392
8	17.137	32.534	21.098	31.808	1'42.577	316,7	15:14'30.969
9	17.115	32.507	21.251	32.073	1'42.946	315,8	15:16'13.915
10	19.383	35.082	21.346	46.318	2'02.129P	315,8	15:18'16.044
11	14'43.614	33.974	21.552	32.566	16'11.706P	180,0	15:34'27.750
12	17.446	32.878	21.152	50.372	2'01.848P	313,0	15:36'29.598
13	3'58.161	33.881	21.521	32.343	5'25.906P	157,0	15:41'55.504
14	17.165	32.422	20.977	31.720	1'42.284	314,0	15:43'37.788
15	17.020	32.319	21.009	31.701	1'42.049	314,9	15:45'19.837

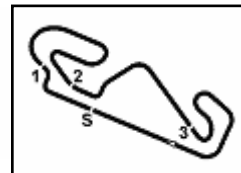
8° 87 R. GARDNER [1'41.990]							
Lap	Seg1	Seg2	Seg3	Seg4	Lap Time	km/h	Local Time
1		35.375	22.329	32.995		193,5	
2	17.256	32.277	20.884	31.573	1'41.990	309,5	15:03'53.886
3	17.138	32.396	21.022	31.644	1'42.200	312,1	15:05'36.086
4	17.070	32.396	20.875	31.873	1'42.214	310,3	15:07'18.300
5	17.173	32.512	21.181	31.733	1'42.599	310,3	15:09'00.899
6	17.080	32.479	21.038	31.886	1'42.483	312,1	15:10'43.382
7	17.147	32.640	21.097	31.939	1'42.823	311,2	15:12'26.205
8	17.195	32.628	21.130	31.994	1'42.947	311,2	15:14'09.152
9	17.147	32.759	21.258	32.020	1'43.184	311,2	15:15'52.336
10	17.166	33.202	21.138	36.110	1'47.616	311,2	15:17'39.952
11	17.150	32.834	21.143	32.074	1'43.201	314,9	15:19'23.153
12	17.207	32.885	21.203	32.344	1'43.639	314,9	15:21'06.792
13	17.522	33.131	21.299	32.218	1'44.170	314,0	15:22'50.962
14	17.261	38.932	22.683	46.743	2'05.619P	311,2	15:24'56.581
15	9'45.057	34.473	22.327	37.293	11'19.150P	192,5	15:36'15.731
16	17.161	32.437	21.003	31.763	1'42.364	309,5	15:37'58.095

11° 21 M. RINALDI [1'42.056]							
Lap	Seg1	Seg2	Seg3	Seg4	Lap Time	km/h	Local Time
1			34.989	25.315	32.164		194,6
2	17.162	32.726	21.216	31.706	1'42.810	318,6	15:04'01.898
3	17.020	32.408	20.994	31.634	1'42.056	322,4	15:05'43.954
4	16.729	34.430	21.243	31.825	1'44.227	317,6	15:07'28.181
5	17.020	32.575	20.907	31.718	1'42.220	318,6	15:09'10.401
6	17.051	32.436	20.999	31.776	1'42.262	314,9	15:10'52.663
7	17.010	32.613	21.016	49.303	1'59.942P	317,6	15:12'52.605
8	5'29.823	35.320	21.480	32.570	6'59.193P	202,2	15:19'51.798
9	17.229	32.824	21.218	31.866	1'43.137	310,3	15:21'34.935
10	17.148	32.905	21.371	32.053	1'43.477	310,3	15:23'18.412
11	17.182	32.860	21.221	32.042	1'43.305	310,3	15:25'01.717
12	17.144	32.937	21.174	47.702	1'58.957P	311,2	15:27'00.674
13	6'26.446	33.425	21.577	32.359	7'53.807P	204,9	15:34'54.481
14	17.067	32.432	20.999	31.728	1'42.226	314,0	15:36'36.707

22/03/2024 P = Pits In/Out - C = Lap Time Cancelled

These data/results cannot be reproduced, stored and/or transmitted in whole or in part by any manner of electronic, mechanical, photocopying, recording, broadcasting or otherwise now known or herein after developed without the previous express consent by the copyright owner, except for reproduction in daily press and regular printed publications on sale to the public within 60 days of the event related to those data/results and always provided that copyright symbol appears together as follows below.

© DORNA WSBK ORGANIZATION Srl 2024



Circuit de Barcelona 4.657 m

Pirelli Catalunya Round, 22 - 24 March 2024
Chronological Analysis Free Practice 2nd Session

3 / 5

15	17.305	34.623	21.411	32.129	1'45.468	314,9	15:38'22.175
16	17.101	32.765	21.045	32.000	1'42.911	312,1	15:40'05.086
17	17.152	32.736	21.151	31.900	1'42.939	314,9	15:41'48.025
18	17.209	32.812	21.218	32.507	1'43.746	316,7	15:43'31.771
19	17.240	32.727	21.136	31.905	1'43.008	312,1	15:45'14.779

8	17.156	32.612	21.204	31.843	1'42.815	311,2	15:15'09.961
9	17.190	32.602	21.190	31.843	1'42.825	310,3	15:16'52.786
10	17.422	32.628	21.185	31.818	1'43.053	311,2	15:18'35.839
11	17.206	32.611	21.181	31.952	1'42.950	310,3	15:20'18.789
12	17.197	32.756	21.149	31.897	1'42.999	311,2	15:22'01.788
13	17.170	32.898	21.355	31.977	1'43.400	311,2	15:23'45.188
14	17.203	32.821	21.227	32.003	1'43.254	311,2	15:25'28.442
15	17.224	32.813	21.198	31.996	1'43.231	312,1	15:27'11.673
16	17.200	32.859	21.342	32.034	1'43.435	311,2	15:28'55.108
17	17.169	32.917	21.211	32.159	1'43.456	312,1	15:30'38.564
18	17.179	33.085	21.421	32.296	1'43.981	311,2	15:32'22.545
19	17.334	33.079	21.382	32.323	1'44.118	312,1	15:34'06.663
20	17.348	33.317	21.340	32.443	1'44.448	312,1	15:35'51.111
21	17.519	33.847	21.521	32.508	1'45.395	312,1	15:37'36.506
22	17.419	37.636	22.281	46.379	2'03.715P	310,3	15:39'40.221
23	5'30.771	47.220	44.226			101,4	

12° 77 D. AEGERTER [1'42.116]

Lap	Seg1	Seg2	Seg3	Seg4	Lap Time	km/h	Local Time
1		35.982	22.323	33.367		140,8	
2	17.361	32.703	21.176	31.645	1'42.885	312,1	15:04'15.458
3	17.080	32.244	21.093	31.699	1'42.116	313,0	15:05'57.574
4	17.082	32.368	20.975	31.706	1'42.131	313,0	15:07'39.705
5	17.074	32.417	21.003	31.646	1'42.140	314,0	15:09'21.845
6	17.076	32.502	21.021	31.755	1'42.354	313,0	15:11'04.199
7	17.064	32.495	21.023	31.653	1'42.235	314,0	15:12'46.434
8	17.090	32.546	21.009	31.821	1'42.466	314,9	15:14'28.900
9	17.084	32.534	21.039	31.916	1'42.573	314,0	15:16'11.473
10	17.164	32.700	21.034	31.952	1'42.850	316,7	15:17'54.323
11	17.127	32.753	21.296	32.117	1'43.293	311,2	15:19'37.616
12	17.200	32.859	21.280	47.527	1'58.866P	312,1	15:21'36.482
13	9'12.958	39.110	23.527	32.636	10'48.231P	138,6	15:32'24.713
14	17.194	32.437	21.160	32.116	1'42.907	312,1	15:34'07.620
15	17.074	32.891	21.261	32.363	1'43.589	315,8	15:35'51.209
16	17.165	32.637	20.932	31.683	1'42.417	319,5	15:37'33.626
17	17.118	32.457	20.938	31.671	1'42.184	310,3	15:39'15.810
18	17.157	32.547	20.972	31.791	1'42.467	312,1	15:40'58.277
19	17.103	32.557	21.001	31.742	1'42.403	313,0	15:42'40.680
20	17.129	32.457	20.950	31.797	1'42.333	313,0	15:44'23.013
21	17.059	32.451	20.983	31.870	1'42.363	314,0	15:46'05.376

15° 97 X. VIERGE [1'42.339]

Lap	Seg1	Seg2	Seg3	Seg4	Lap Time	km/h	Local Time
1		34.065	22.259	46.917		175,9	
2	17.279	32.963	21.247	32.057	1'43.546	322,4	15:04'04.917
3	17.165	32.789	21.214	32.057	1'43.225	320,5	15:05'48.142
4	17.247	32.951	21.194	32.128	1'43.520	317,6	15:07'31.662
5	17.221	32.897	21.285	32.300	1'43.703	316,7	15:09'15.365
6	17.223	32.978	21.229	32.220	1'43.650	317,6	15:10'59.015
7	17.247	33.028	21.287	32.377	1'43.939	317,6	15:12'42.954
8	17.176	33.074	21.316	32.363	1'43.929	314,9	15:14'26.883
9	17.169	33.155	21.302	32.444	1'44.070	315,8	15:16'10.953
10	17.319	33.535	21.312	32.537	1'44.703	314,9	15:17'55.656
11	17.254	33.464	21.597	47.791	2'00.106P	318,6	15:19'55.762
12	12'09.000	33.423	21.406	32.211	13'36.040P	160,2	15:33'31.802
13	17.006	32.517	21.054	31.762	1'42.339	315,8	15:35'14.141
14	17.063	32.827	21.060	31.939	1'42.889	316,7	15:36'57.030
15	17.141	32.762	21.110	31.919	1'42.932	313,0	15:38'39.962
16	17.094	32.807	21.123	31.962	1'42.986	315,8	15:40'22.948
17	17.094	32.775	21.160	31.998	1'43.027	315,8	15:42'05.975
18	17.005	32.863	21.047	32.023	1'42.938	314,9	15:43'48.913
19	17.048	32.803	21.120	31.985	1'42.956	315,8	15:45'31.869

13° 60 M. VAN DER MARK [1'42.189]

Lap	Seg1	Seg2	Seg3	Seg4	Lap Time	km/h	Local Time
1		33.989	23.147	38.837		150,8	
2	17.185	32.584	21.163	31.800	1'42.732	314,0	15:03'41.512
3	17.127	32.750	21.165	31.870	1'42.912	319,5	15:05'24.424
4	17.069	32.523	21.062	31.768	1'42.422	312,1	15:07'06.846
5	17.008	32.555	20.942	31.724	1'42.229	314,0	15:08'49.075
6	17.053	32.664	21.054	31.859	1'42.630	314,0	15:10'31.705
7	17.069	33.348	21.077	32.016	1'43.510	313,0	15:12'15.215
8	17.291	32.806	21.049	31.911	1'43.057	314,9	15:13'58.272
9	17.104	32.852	21.157	31.990	1'43.103	313,0	15:15'41.375
10	17.078	32.952	21.082	32.019	1'43.131	314,0	15:17'24.506
11	17.039	33.046	21.108	32.264	1'43.457	313,0	15:19'07.963
12	17.127	33.160	21.338	32.227	1'43.852	313,0	15:20'51.815
13	17.196	33.212	21.266	32.256	1'43.930	314,0	15:22'35.745
14	17.134	33.128	21.299	32.483	1'44.044	314,9	15:24'19.789
15	18.655	35.884	21.689	46.575	2'02.803P	314,0	15:26'22.592
16	9'17.189	33.517	21.197	31.661	10'43.564P	190,1	15:37'06.156
17	16.954	32.522	21.056	31.657	1'42.189	314,9	15:38'48.345
18	17.004	32.555	21.082	31.884	1'42.525	315,8	15:40'30.870
19	16.969	32.664	21.008	31.835	1'42.476	315,8	15:42'13.346
20	17.151	32.707	21.121	32.139	1'43.118	316,7	15:43'56.464
21	17.037	32.762	21.068	31.971	1'42.838	319,5	15:45'39.302

16° 31 G. GERLOFF [1'42.413]

Lap	Seg1	Seg2	Seg3	Seg4	Lap Time	km/h	Local Time
1		34.258	21.922	40.468		149,8	
2	17.296	32.866	21.235	31.853	1'43.250	320,5	15:03'43.086
3	17.161	32.743	21.282	31.857	1'43.043	318,6	15:05'26.129
4	17.105	32.684	21.243	31.898	1'42.930	319,5	15:07'09.059
5	17.592	33.405	21.260	31.989	1'44.246	314,9	15:08'53.305
6	17.001	32.697	21.106	31.864	1'42.668	319,5	15:10'35.973
7	17.062	32.649	21.183	32.006	1'42.900	317,6	15:12'18.873
8	17.600	36.204	21.381	45.372	2'00.557P	316,7	15:14'19.430
9	5'10.213	33.837	21.507	32.359	6'37.916P	200,0	15:20'57.346
10	17.119	32.826	21.115	32.078	1'43.138	315,8	15:22'40.484
11	18.881	39.424	21.205	31.898	1'51.408	316,7	15:24'31.892
12	17.090	32.794	21.171	31.979	1'43.034	319,5	15:26'14.926
13	17.152	32.963	21.309	32.179	1'43.603	319,5	15:27'58.529
14	17.282	32.961	21.330	32.292	1'43.865	317,6	15:29'42.394
15	17.471	34.229	21.427	32.433	1'45.560	318,6	15:31'27.954
16	17.529	33.290	21.391	45.858	1'58.068P	304,2	15:33'26.022
17	4'33.414	36.020	21.859	32.930	6'04.223P	204,2	15:39'30.245
18	17.133	32.741	21.040	31.813	1'42.727	317,6	15:41'12.972
19	17.081	32.760	21.081	31.774	1'42.696	317,6	15:42'55.668
20	17.021	32.578	21.010	31.804	1'42.413	318,6	15:44'38.081
21	17.274	32.757	20.985	31.947	1'42.963	318,6	15:46'21.044

14° 55 A. LOCATELLI [1'42.247]

Lap	Seg1	Seg2	Seg3	Seg4	Lap Time	km/h	Local Time
1		34.932	21.921	32.362		177,0	
2	17.261	32.542	21.254	31.776	1'42.833	311,2	15:04'54.749
3	17.163	32.372	21.042	31.739	1'42.316	310,3	15:06'37.065
4	17.144	32.325	21.009	31.769	1'42.247	309,5	15:08'19.312
5	17.144	32.475	21.076	31.768	1'42.463	310,3	15:10'01.775
6	17.095	32.521	21.091	31.755	1'42.462	311,2	15:11'44.237
7	17.133	32.602	21.370	31.804	1'42.909	310,3	15:13'27.146

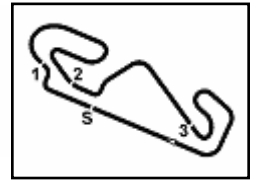
22/03/2024

P = Pits In/Out - C = Lap Time Cancelled

These data/results cannot be reproduced, stored and/or transmitted in whole or in part by any manner of electronic, mechanical, photocopying, recording, broadcasting or otherwise now known or herein after developed without the previous express consent by the copyright owner, except for reproduction in daily press and regular printed publications on sale to the public within 60 days of the event related to those data/results and always provided that copyright symbol appears together as follows below.

© DORNA WSBK ORGANIZATION Srl 2024





Pirelli Catalunya Round, 22 - 24 March 2024
Chronological Analysis Free Practice 2nd Session

17° 7 I. LECUONA [1'42.539]							
Lap	Seg.1	Seg.2	Seg.3	Seg.4	Lap Time	km/h	Local Time
1		34.640	21.920	33.642		156,5	
2	17.267	32.952	21.215	32.016	1'43.450	319,5	15:03'41.276
3	17.248	33.086	21.248	32.310	1'43.892	319,5	15:05'25.168
4	17.178	32.926	21.162	32.143	1'43.409	318,6	15:07'08.577
5	17.159	32.793	21.349	32.246	1'43.547	315,8	15:08'52.124
6	17.877	35.820	21.741	46.025	2'01.463P	314,9	15:10'53.587
7	5'53.604	33.953	21.668	32.645	7'21.870P	198,5	15:18'15.457
8	17.315	33.258	21.273	32.501	1'44.347	314,0	15:19'59.804
9	17.680	33.470	21.556	47.238	1'59.944P	311,2	15:21'59.748
10	3'57.915	33.558	21.337	31.766	5'24.576P	192,2	15:27'24.324
11	17.106	32.884	21.105	31.720	1'42.815	321,4	15:29'07.139
12	17.133	32.577	21.114	31.715	1'42.539	321,4	15:30'49.678
13	17.049	32.675	21.115	31.846	1'42.685	317,6	15:32'32.363
14	17.142	32.650	21.129	31.729	1'42.650	314,9	15:34'15.013
15	17.131	32.714	21.051	31.823	1'42.719	318,6	15:35'57.732
16	17.117	32.696	21.144	50.188	2'01.145P	318,6	15:37'58.877
17	2'12.414	35.018	21.463	32.275	3'41.170P	204,2	15:41'40.047
18	17.260	32.799	21.082	31.794	1'42.935	314,9	15:43'22.982
19	17.108	32.765	21.198	32.004	1'43.075	315,8	15:45'06.057

18° 45 S. REDDING [1'42.578]							
Lap	Seg.1	Seg.2	Seg.3	Seg.4	Lap Time	km/h	Local Time
1		37.873	22.817	32.081		96,0	
2	17.199	33.365	21.263	31.989	1'43.816	310,3	15:03'59.070
3	17.065	32.604	21.036	31.910	1'42.615	316,7	15:05'41.685
4	17.162	32.720	21.268	32.602	1'43.752	315,8	15:07'25.437
5	17.091	32.596	21.022	31.869	1'42.578	315,8	15:09'08.015
6	17.155	32.775	21.126	31.925	1'42.981	314,9	15:10'50.996
7	17.131	32.781	21.239	31.999	1'43.150	315,8	15:12'34.146
8	17.090	32.786	21.170	32.103	1'43.149	313,0	15:14'17.295
9	17.192	35.850	22.407	32.552	1'48.001	314,0	15:16'05.296
10	17.194	32.924	21.162	57.071	2'08.351P	311,2	15:18'13.647
11	9'57.184	34.071	21.527	32.347	11'25.129P	166,4	15:29'38.776
12	17.116	32.705	21.079	31.958	1'42.858	312,1	15:31'21.634
13	17.014	32.737	21.089	31.981	1'42.821	311,2	15:33'04.455
14	17.127	32.829	21.166	32.101	1'43.223	311,2	15:34'47.678
15	17.221	32.799	21.112	32.069	1'43.201	312,1	15:36'30.879
16	17.406	34.282	23.974	32.309	1'47.971	310,3	15:38'18.850
17	17.297	32.982	21.350	32.103	1'43.732	314,0	15:40'02.582
18	17.173	32.858	21.284	32.278	1'43.593	313,0	15:41'46.175
19	17.157	32.954	21.217	32.142	1'43.470	311,2	15:43'29.645
20	17.023	32.912	21.213	32.168	1'43.316	311,2	15:45'12.961

19° 5 P. DETTL [1'42.643]							
Lap	Seg.1	Seg.2	Seg.3	Seg.4	Lap Time	km/h	Local Time
1		34.842	21.912	32.285		172,0	
2	17.330	32.621	21.253	31.812	1'43.016	306,8	15:04'55.045
3	17.262	32.528	21.136	31.717	1'42.643	311,2	15:06'37.688
4	17.324	32.561	21.078	31.805	1'42.768	305,9	15:08'20.456
5	17.253	32.716	21.238	31.874	1'43.081	305,9	15:10'03.537
6	17.258	32.815	21.277	31.951	1'43.301	305,9	15:11'46.838
7	17.335	32.857	21.321	32.050	1'43.563	305,9	15:13'30.401
8	17.421	32.954	21.369	32.013	1'43.757	305,9	15:15'14.158
9	17.352	32.919	21.362	32.039	1'43.672	308,6	15:16'57.830
10	17.351	32.955	21.235	32.072	1'43.613	305,1	15:18'41.443
11	17.435	32.939	21.353	32.115	1'43.842	304,2	15:20'25.285
12	17.323	32.989	21.393	32.288	1'43.993	307,7	15:22'09.278
13	17.387	33.137	21.488	32.308	1'44.320	305,9	15:23'53.598
14	17.452	33.255	21.504	32.394	1'44.605	304,2	15:25'38.203
15	17.587	33.439	21.615	32.653	1'45.294	304,2	15:27'23.497
16	17.635	33.779	21.646	1'52.223	3'05.283	304,2	15:30'28.780

17	18.579	35.743	21.880	32.811	1'49.013	301,7	15:32'17.793
18	17.722	33.615	21.767	32.821	1'45.925	305,9	15:34'03.718
19	17.697	33.771	21.643	33.096	1'46.207	304,2	15:35'49.925
20	17.845	34.421	21.853	34.016	1'48.135	304,2	15:37'38.060
21	18.119	38.144	24.871	48.525	2'09.659P	306,8	15:39'47.719
22	2'50.974	37.099	21.599	32.388	4'22.060P	197,1	15:44'09.779
23	17.422	33.709	21.391	32.139	1'44.661	304,2	15:45'54.440

20° 53 T. RABAT [1'42.722]							
Lap	Seg.1	Seg.2	Seg.3	Seg.4	Lap Time	km/h	Local Time
1		34.386	22.163	32.427		217,7	
2	17.241	53.913	23.644	45.382	2'20.180P	322,4	15:04'36.694
3	7'56.562	33.311	21.548	32.125	9'23.546P	207,7	15:14'00.240
4	17.449	32.795	21.302	31.932	1'43.478	314,0	15:15'43.718
5	17.102	32.767	21.269	31.843	1'42.981	314,9	15:17'26.699
6	17.049	32.572	21.172	31.929	1'42.722	315,8	15:19'09.421
7	17.097	32.658	21.140	31.865	1'42.760	314,9	15:20'52.181
8	17.451	36.201	22.671	45.401	2'01.724P	319,5	15:22'53.905
9	9'43.612	34.432	21.797	34.821	11'14.662P	217,3	15:34'08.567
10	17.330	33.107	21.269	32.224	1'43.930	316,7	15:35'52.497
11	17.534	32.936	21.419	32.862	1'44.751	318,6	15:37'37.248
12	17.186	32.851	21.154	32.097	1'43.288	322,4	15:39'20.536
13	17.180	32.791	21.110	32.263	1'43.344	317,6	15:41'03.880
14	17.208	32.868	21.265	32.060	1'43.401	316,7	15:42'47.281
15	17.216	32.944	21.173	32.245	1'43.578	317,6	15:44'30.859
16	17.120	32.974	21.208	32.262	1'43.564	316,7	15:46'14.423

21° 95 T. MACKENZIE [1'43.562]							
Lap	Seg.1	Seg.2	Seg.3	Seg.4	Lap Time	km/h	Local Time
1		34.684	22.234	32.742		201,1	
2	17.516	33.461	21.849	32.612	1'45.438	313,0	15:04'03.790
3	19.233	33.730	21.691	32.518	1'47.172C	316,7	15:05'50.962
4	17.556	33.172	21.746	32.423	1'44.897	310,3	15:07'35.859
5	17.943	39.074	21.631	46.221	2'04.869P	312,1	15:09'40.728
6	9'35.843	34.226	21.736	32.611	11'04.416P	152,8	15:20'45.144
7	17.427	32.815	21.517	32.090	1'43.849	307,7	15:22'28.993
8	17.262	32.897	21.353	32.050	1'43.562	311,2	15:24'12.555
9	17.258	32.910	21.421	32.075	1'43.664	311,2	15:25'56.219
10	17.391	32.930	21.346	32.046	1'43.713	310,3	15:27'39.932
11	17.296	32.926	21.267	32.040	1'43.529C	309,5	15:29'23.461
12	17.285	32.902	21.421	32.037	1'43.645	311,2	15:31'07.106
13	17.315	32.943	21.419	32.093	1'43.770	310,3	15:32'50.876
14	17.240	32.882	21.556	32.161	1'43.839	309,5	15:34'34.715
15	17.360	33.048	21.439	32.207	1'44.054	309,5	15:36'18.769
16	17.256	32.908	21.363	32.151	1'43.678	313,0	15:38'02.447
17	17.436	33.071	21.381	32.383	1'44.271	312,1	15:39'46.718
18	17.392	33.182	21.425	32.525	1'44.524	310,3	15:41'31.242
19	17.317	33.563	21.613	32.450	1'44.943	307,7	15:43'16.185
20	17.330	33.389	21.521	33.044	1'45.284	307,7	15:45'01.469

22° 28 B. RAY [1'43.691]							
Lap	Seg.1	Seg.2	Seg.3	Seg.4	Lap Time	km/h	Local Time
1		35.615	22.456	33.671		161,2	
2	17.565	33.492	21.803	32.756	1'45.616	310,3	15:03'47.652
3	17.471	33.200	21.369	32.556	1'44.596	307,7	15:05'32.248
4	17.676	33.591	21.710	34.898	1'47.875	306,8	15:07'20.123
5	17.376	33.335	22.823	52.390	2'05.924P	309,5	15:09'26.047
6	17'00.225	37.126	25.375	34.505	18'37.231P	155,2	15:28'03.278
7	20.080	38.155	23.338	52.098	2'13.671P	278,4	15:30'16.949
8	4'30.421	34.232	21.737	33.553	5'59.943P	213,4	15:36'16.892
9	17.406	32.837	21.315	32.133	1'43.691	311,2	15:38'00.583
10	17.360	32.816	21.338	32.207	1'43.721	308,6	15:39'44.304
11	17.424	34.595	22.704	32.737	1'47.460	308,6	15:41'31.764

22/03/2024

P = Pits In/Out - C = Lap Time Cancelled

These data/results cannot be reproduced, stored and/or transmitted in whole or in part by any manner of electronic, mechanical, photocopying, recording, broadcasting or otherwise now known or herein after developed without the previous express consent by the copyright owner, except for reproduction in daily press and regular printed publications on sale to the public within 60 days of the event related to those data/results and always provided that copyright symbol appears together as follows below.

© DORNA WSBK ORGANIZATION Srl 2024

Pirelli Catalunya Round, 22 - 24 March 2024

Chronological Analysis Free Practice 2nd Session

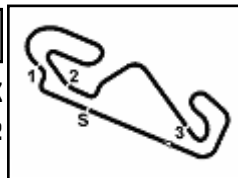
12	17.358	33.282	21.601	32.470	1'44.711	310,3	15:43'16.475
13	17.410	33.252	21.574	33.065	1'45.301	313,0	15:45'01.776

23°							
27 A. NORRODIN [1'44.280]							
Lap	Seg.1	Seg.2	Seg.3	Seg.4	Lap Time	km/h	Local Time
1		36.647	22.755	32.975		139,7	
2	17.590	33.378	21.788	32.572	1'45.328	315,8	15:04'01.689
3	20.892	34.694	21.702	32.596	1'49.884	317,6	15:05'51.573
4	17.380	33.381	21.665	32.511	1'44.937	316,7	15:07'36.510
5	18.192	37.499	21.940	49.389	2'07.020P	316,7	15:09'43.530
6	9'32.217	34.461	21.981	33.874	11'02.533P	146,1	15:20'46.063
7	17.404	33.399	21.645	32.466	1'44.914	312,1	15:22'30.977
8	17.359	33.591	21.631	32.595	1'45.176	311,2	15:24'16.153
9	17.378	33.627	21.691	32.715	1'45.411	309,5	15:26'01.564
10	17.561	33.711	21.710	32.904	1'45.886	307,7	15:27'47.450
11	19.321	35.953	22.072	50.472	2'07.818P	308,6	15:29'55.268
12	6'21.701	35.183	21.858	32.494	7'51.236P	135,0	15:37'46.504
13	17.376	33.159	21.553	32.426	1'44.514	310,3	15:39'31.018
14	17.225	33.116	21.550	32.389	1'44.280	315,8	15:41'15.298
15	17.204	33.398	21.696	32.622	1'44.920	313,0	15:43'00.218
16	17.437	33.477	21.612	32.687	1'45.213	310,3	15:44'45.431
17	19.596	35.676	21.996	32.988	1'50.256	309,5	15:46'35.687

22/03/2024 P = Pits In/Out - C = Lap Time Cancelled

These data/results cannot be reproduced, stored and/or transmitted in whole or in part by any manner of electronic, mechanical, photocopying, recording, broadcasting or otherwise now known or herein after developed without the previous express consent by the copyright owner, except for reproduction in daily press and regular printed publications on sale to the public within 60 days of the event related to those data/results and always provided that copyright symbol appears together as follows below.

© DORNA WSBK ORGANIZATION Srl 2024



Circuit de Barcelona 4.657 m

Pirelli Catalunya Round, 22 - 24 March 2024

Best Laps & Speeds

No.	Rider Bike	Nat	Best Lap		FP1		FP2												
			LL	SPD	LL	SPD	LL	SPD											
1	11 N. BULEGA Ducati Panigale V4R	ITA	1'40.907 32	321,4	1'41.407 15	321,4	1'40.907 17	315,8											
2	1 A. BAUTISTA Ducati Panigale V4R	ESP	1'41.154 36	325,3	1'41.968 15	325,3	1'41.154 21	325,3											
3	54 T. RAZGATLIOGLU BMW M 1000 RR	TUR	1'41.199 37	323,4	1'41.199 16	323,4	1'41.808 21	323,4											
4	60 M. VAN DER MARK BMW M 1000 RR	NED	1'41.245 36	319,5	1'41.245 16	319,5	1'42.189 20	319,5											
5	65 J. REA Yamaha YZF R1	GBR	1'41.400 37	320,5	1'41.400 14	318,6	1'41.945 23	320,5											
6	55 A. LOCATELLI Yamaha YZF R1	ITA	1'41.473 41	318,6	1'41.473 20	318,6	1'42.247 21	312,1											
7	29 A. IANNONE Ducati Panigale V4R	ITA	1'41.497 35	328,3	1'41.497 16	328,3	1'41.878 19	321,4											
8	9 D. PETRUCCI Ducati Panigale V4R	ITA	1'41.508 38	317,6	1'41.785 18	315,8	1'41.508 20	317,6											
9	14 S. LOWES Ducati Panigale V4R	GBR	1'41.701 41	320,5	1'41.821 19	320,5	1'41.701 22	315,8											
10	87 R. GARDNER Yamaha YZF R1	AUS	1'41.784 36	321,4	1'41.784 16	321,4	1'41.990 20	314,9											
11	31 G. GERLOFF BMW M 1000 RR	USA	1'41.845 38	320,5	1'41.845 18	320,5	1'42.413 20	320,5											
12	77 D. AEGERTER Yamaha YZF R1	SUI	1'41.990 37	319,5	1'41.990 17	316,7	1'42.116 20	319,5											
13	47 A. BASSANI Kawasaki ZX-10RR	ITA	1'42.025 36	322,4	1'42.110 17	318,6	1'42.025 19	322,4											
14	22 A. LOWES Kawasaki ZX-10RR	GBR	1'42.049 27	318,6	1'42.232 13	317,6	1'42.049 14	318,6											
15	21 M. RINALDI Ducati Panigale V4R	ITA	1'42.056 34	322,4	1'42.272 16	318,6	1'42.056 18	322,4											
16	97 X. VIERGE Honda CBR1000 RR-R	ESP	1'42.266 35	324,3	1'42.266 17	324,3	1'42.339 18	322,4											
17	5 P. OETTL Yamaha YZF R1	GER	1'42.397 39	315,8	1'42.397 17	315,8	1'42.643 22	311,2											
18	45 S. REDDING BMW M 1000 RR	GBR	1'42.404 34	316,7	1'42.404 15	314,9	1'42.578 19	316,7											
19	7 I. LECUONA Honda CBR1000 RR-R	ESP	1'42.539 34	322,4	1'42.750 16	322,4	1'42.539 18	321,4											
20	53 T. RABAT Kawasaki ZX-10RR	ESP	1'42.647 31	322,4	1'42.647 16	319,5	1'42.722 15	322,4											
21	28 B. RAY Yamaha YZF R1	GBR	1'43.161 28	314,0	1'43.161 16	314,0	1'43.691 12	313,0											
22	95 T. MACKENZIE Honda CBR1000 RR-R	GBR	1'43.180 36	316,7	1'43.180 17	316,7	1'43.562 19	316,7											
23	27 A. NORRODIN Honda CBR1000 RR-R	MAS	1'44.280 31	317,6	1'44.893 15	317,6	1'44.280 16	317,6											

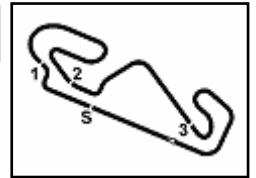
22/03/2024

These data/results cannot be reproduced, stored and/or transmitted in whole or in part by any manner of electronic, mechanical, photocopying, recording, broadcasting or otherwise now known or herein after developed without the previous express consent by the copyright owner, except for reproduction in daily press and regular printed publications on sale to the public within 60 days of the event related to those data/results and always provided that copyright symbol appears together as follows below.

© DORNA WSBK ORGANIZATION Srl 2024

FICR PERUGIA TIMING



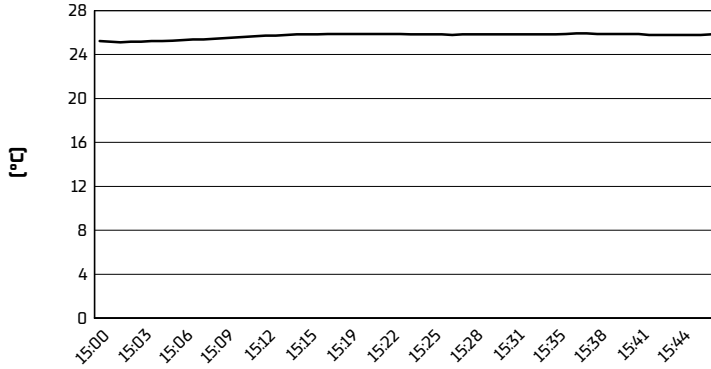


Circuit de Barcelona 4.657 m

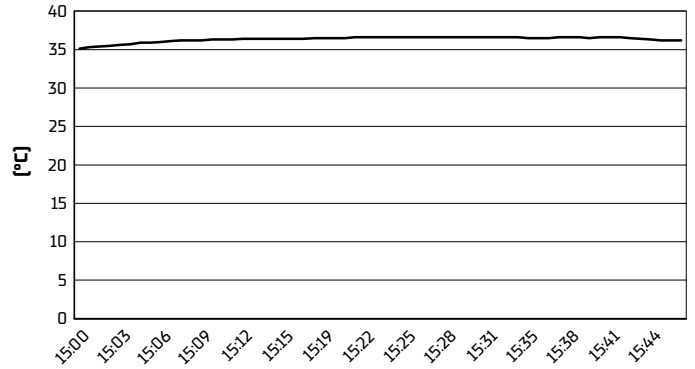
Pirelli Catalunya Round, 22 - 24 March 2024
Weather Report Free Practice 2nd Session

Session started 15:00 - Session ended 15:47

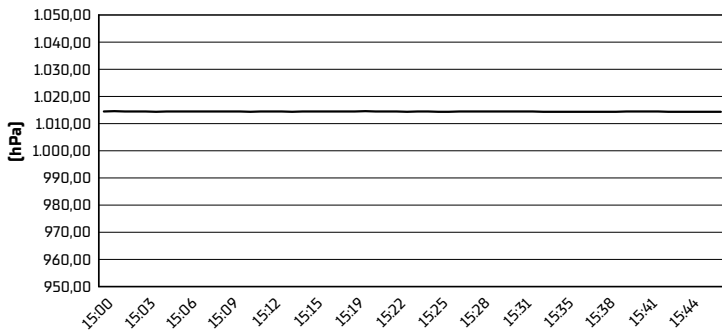
Air Temperature



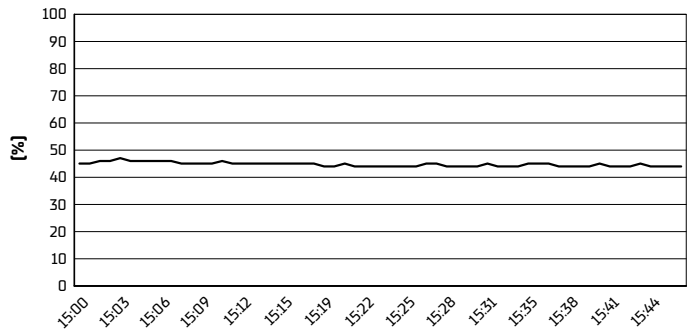
Track Temperature



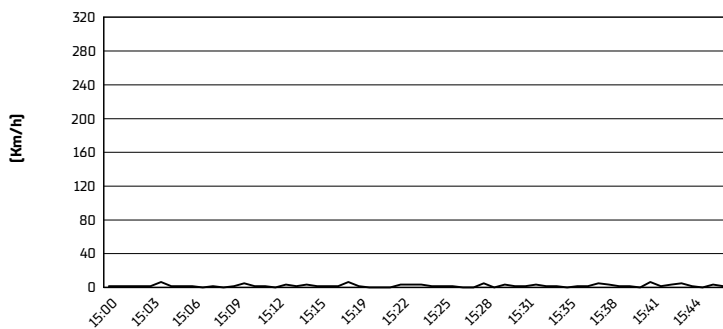
Air Pressure



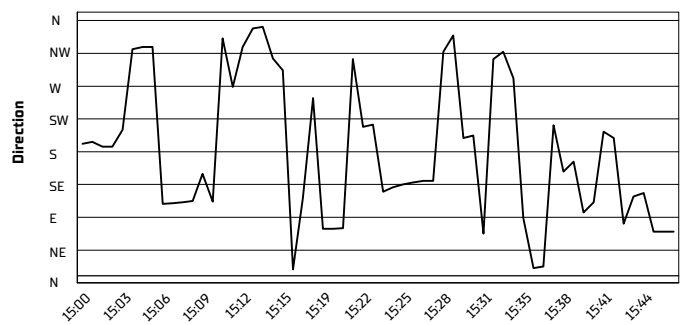
Humidity



Wind Speed



Wind Direction



22/03/2024

These data/results cannot be reproduced, stored and/or transmitted in whole or in part by any manner of electronic, mechanical, photocopying, recording, broadcasting or otherwise now known or herein after developed without the previous express consent by the copyright owner, except for reproduction in daily press and regular printed publications on sale to the public within 60 days of the event related to those data/results and always provided that copyright symbol appears together as follows below.

© DORNA WSBK ORGANIZATION Srl 2024