

Pirelli Catalunya Round, 22-24 March 2024

Results Tissot Superpole

No.	Rider	Nat	Team	Bike	Class	Time	Gap	Rel.	Laps	Speed	
										Avg	Max
1	54 T. RAZGATLIOGLU	TUR	ROKIT BMW Motorrad WorldSBK Team	BMW M1000 RR		1'39.489			6	168,513	326,3
2	11 N. BULEGA	ITA	Aruba.it Racing - Ducati	Ducati Panigale V4R		1'39.591	0.102	0.102	6	168,341	318,6
3	29 A. IANNONE	ITA	Team GoEleven	Ducati Panigale V4R	IND	1'39.799	0.310	0.208	5	167,990	322,4
4	60 M. VAN DER MARK	NED	ROKIT BMW Motorrad WorldSBK Team	BMW M1000 RR		1'39.947	0.458	0.148	6	167,741	325,3
5	14 S. LOWES	GBR	ELF Marc VDS Racing Team	Ducati Panigale V4R	IND	1'39.988	0.499	0.041	6	167,672	318,6
6	77 D. AEGERTER	SUI	GYTR GRT Yamaha WorldSBK Team	Yamaha YZF R1		1'40.100	0.611	0.112	6	167,485	317,6
7	22 A. LOWES	GBR	Kawasaki Racing Team WorldSBK	Kawasaki ZX-10RR		1'40.116	0.627	0.016	6	167,458	320,5
8	87 R. GARDNER	AUS	GYTR GRT Yamaha WorldSBK Team	Yamaha YZF R1		1'40.131	0.642	0.015	6	167,433	320,5
9	55 A. LOCATELLI	ITA	Pata Prometeon Yamaha	Yamaha YZF R1		1'40.227	0.738	0.096	7	167,272	315,8
10	9 D. PETRUCCI	ITA	Barni Spark Racing Team	Ducati Panigale V4R	IND	1'40.240	0.751	0.013	5	167,251	322,4
11	1 A. BAUTISTA	ESP	Aruba.it Racing - Ducati	Ducati Panigale V4R		1'40.297	0.808	0.057	6	167,156	322,4
12	45 S. REDDING	GBR	Bonovo Action BMW	BMW M1000 RR		1'40.534	1.045	0.237	5	166,761	325,3
13	65 J. REA	GBR	Pata Prometeon Yamaha	Yamaha YZF R1		1'40.537	1.048	0.003	7	166,757	320,5
14	31 G. GERLOFF	USA	Bonovo Action BMW	BMW M1000 RR		1'40.705	1.216	0.168	6	166,478	322,4
15	47 A. BASSANI	ITA	Kawasaki Racing Team WorldSBK	Kawasaki ZX-10RR		1'40.858	1.369	0.153	6	166,226	323,4
16	21 M. RINALDI	ITA	Team Motocorsa Racing	Ducati Panigale V4R	IND	1'40.921	1.432	0.063	5	166,122	323,4
17	53 T. RABAT	ESP	Kawasaki Puccetti Racing	Kawasaki ZX-10RR	IND	1'41.145	1.656	0.224	6	165,754	323,4
18	7 I. LECUONA	ESP	Team HRC	Honda CBR1000 RR-R		1'41.177	1.688	0.032	5	165,702	326,3
19	97 X. VIERGE	ESP	Team HRC	Honda CBR1000 RR-R		1'41.197	1.708	0.020	5	165,669	327,3
20	5 P. OETTL	GER	GMT94 Yamaha	Yamaha YZF R1	IND	1'41.337	1.848	0.140	6	165,440	314,9
21	28 B. RAY	GBR	Yamaha Motoxrcing WorldSBK Team	Yamaha YZF R1	IND	1'41.422	1.933	0.085	6	165,301	315,8
22	95 T. MACKENZIE	GBR	PETRONAS MIE Racing Honda	Honda CBR1000 RR-R	IND	1'41.643	2.154	0.221	6	164,942	321,4
23	27 A. NORRODIN	MAS	PETRONAS MIE Racing Honda	Honda CBR1000 RR-R	IND	1'42.793	3.304	1.150	6	163,097	319,5

Qualifying Lap Time [105% of 1'39.489]: 1'44.464

AIR	Humidity:	62%	Temp:	19°C
TRACK	Condition:	Dry	Temp:	28°C

Records	Pole	[SP]	2023 A.Bautista	1'40.264	167,210	Km/h
	Race	[SPRC]	2022 A.Bautista	1'41.135	165,770	Km/h
	All Times	[SP]	2023 A.Bautista	1'40.264	167,210	Km/h

Start 11:00 End 11:20 The results are provisional until the end of the time limit for protests and appeals and the completion of the technical checks.

These data/results cannot be reproduced, stored and/or transmitted in whole or in part by any manner of electronic, mechanical, photocopying, recording, broadcasting or otherwise now known or herein after developed without the previous express consent by the copyright owner, except for reproduction in daily press and regular printed publications on sale to the public within 60 days of the event related to those data/results and always provided that copyright symbol appears together as follows below.

© DORNA WSBK ORGANIZATION Srl 2024

Pirelli Catalunya Round, 22-24 March 2024
Results Tissot Superpole

Session Highlights

Local Time	No. Rider	Description
11.00.00		Start
11.04.38		New All Time Lap Record
11.05.24	60 M. VAN DER MARK	Lap Cancelled [1'40.088] - Exceeded Track Limits - Turn 13
11.14.40		N.77 - 87 Racelink gps not working well
11.16.56		Top 3 Confirmed
11.20.43		End Of Session

Fastest Laps Sequence

No.	Rider	Nat	Team	Bike	Local Time	Time	Gap	Avg
1	A. BAUTISTA	ESP	Aruba.it Racing - Ducati	Ducati Panigale V4R	11:03'34.262	1'40.376		167,024
22	A. LOWES	GBR	Kawasaki Racing Team WorldSBK	Kawasaki ZX-10RR	11:04'03.510	1'40.116	-0.260	167,458
54	T. RAZGATLIOGLU	TUR	ROKIT BMW Motorrad WorldSBK Team	BMW M1000 RR	11:04'22.061	1'39.489	-0.627	168,513

23/03/2024 Start 11:00 End 11:20 The results are provisional until the end of the time limit for protests and appeals and the completion of the technical checks.

These data/results cannot be reproduced, stored and/or transmitted in whole or in part by any manner of electronic, mechanical, photocopying, recording, broadcasting or otherwise now known or herein after developed without the previous express consent by the copyright owner, except for reproduction in daily press and regular printed publications on sale to the public within 60 days of the event related to those data/results and always provided that copyright symbol appears together as follows below.

© DORNA WSBK ORGANIZATION Srl 2024

Pirelli Catalunya Round, 22-24 March 2024

Best Sectors & Speed Tisot Superpole

BEST LAP		
1	54 T. RAZGATLIOGLU	BMW M 1000 RR 1'39.489
2	11 N. BULEGA	Ducati Panigale V4R 1'39.591
3	29 A. IANNONE	Ducati Panigale V4R 1'39.799
4	60 M. VAN DER MARK	BMW M 1000 RR 1'39.947
5	14 S. LOWES	Ducati Panigale V4R 1'39.988
6	77 D. AEGERTER	Yamaha YZF R1 1'40.100
7	22 A. LOWES	Kawasaki ZX-10RR 1'40.116
8	87 R. GARDNER	Yamaha YZF R1 1'40.131
9	55 A. LOCATELLI	Yamaha YZF R1 1'40.227
10	9 D. PETRUCCI	Ducati Panigale V4R 1'40.240
11	1 A. BAUTISTA	Ducati Panigale V4R 1'40.297
12	45 S. REDDING	BMW M 1000 RR 1'40.534
13	65 J. REA	Yamaha YZF R1 1'40.537
14	31 G. GERLOFF	BMW M 1000 RR 1'40.705
15	47 A. BASSANI	Kawasaki ZX-10RR 1'40.858
16	21 M. RINALDI	Ducati Panigale V4R 1'40.921
17	53 T. RABAT	Kawasaki ZX-10RR 1'41.145
18	7 I. LECUONA	Honda CBR1000 RR-R 1'41.177
19	97 X. VIERGE	Honda CBR1000 RR-R 1'41.197
20	5 P. OETTL	Yamaha YZF R1 1'41.337
21	28 B. RAY	Yamaha YZF R1 1'41.422
22	95 T. MACKENZIE	Honda CBR1000 RR-R 1'41.643
23	27 A. NORRODIN	Honda CBR1000 RR-R 1'42.793

SPEED		
1	97 X. VIERGE	Honda CBR1000 RR-R 327,3
2	7 I. LECUONA	Honda CBR1000 RR-R 326,3
3	54 T. RAZGATLIOGLU	BMW M 1000 RR 326,3
4	45 S. REDDING	BMW M 1000 RR 325,3
5	60 M. VAN DER MARK	BMW M 1000 RR 325,3
6	53 T. RABAT	Kawasaki ZX-10RR 323,4
7	47 A. BASSANI	Kawasaki ZX-10RR 323,4
8	21 M. RINALDI	Ducati Panigale V4R 323,4
9	1 A. BAUTISTA	Ducati Panigale V4R 322,4
10	31 G. GERLOFF	BMW M 1000 RR 322,4
11	9 D. PETRUCCI	Ducati Panigale V4R 322,4
12	29 A. IANNONE	Ducati Panigale V4R 322,4
13	95 T. MACKENZIE	Honda CBR1000 RR-R 321,4
14	22 A. LOWES	Kawasaki ZX-10RR 320,5
15	87 R. GARDNER	Yamaha YZF R1 320,5
16	65 J. REA	Yamaha YZF R1 320,5
17	27 A. NORRODIN	Honda CBR1000 RR-R 319,5
18	14 S. LOWES	Ducati Panigale V4R 318,6
19	11 N. BULEGA	Ducati Panigale V4R 318,6
20	77 D. AEGERTER	Yamaha YZF R1 317,6
21	55 A. LOCATELLI	Yamaha YZF R1 315,8
22	28 B. RAY	Yamaha YZF R1 315,8
23	5 P. OETTL	Yamaha YZF R1 314,9

SEG. 1	
1	54 T. RAZGATLIOGLU 16.582
2	60 M. VAN DER MARK 16.636
3	1 A. BAUTISTA 16.673
4	11 N. BULEGA 16.710
5	29 A. IANNONE 16.721
6	9 D. PETRUCCI 16.726
7	14 S. LOWES 16.746
8	31 G. GERLOFF 16.747
9	45 S. REDDING 16.822
10	77 D. AEGERTER 16.829
11	97 X. VIERGE 16.841
12	55 A. LOCATELLI 16.843
13	65 J. REA 16.846
14	47 A. BASSANI 16.854
15	21 M. RINALDI 16.868
16	53 T. RABAT 16.870
17	87 R. GARDNER 16.873
18	22 A. LOWES 16.881
19	7 I. LECUONA 16.919
20	28 B. RAY 16.943
21	5 P. OETTL 17.016
22	95 T. MACKENZIE 17.055
23	27 A. NORRODIN 17.072

SEG. 2	
1	54 T. RAZGATLIOGLU 31.480
2	11 N. BULEGA 31.490
3	77 D. AEGERTER 31.627
4	29 A. IANNONE 31.640
5	60 M. VAN DER MARK 31.643
6	22 A. LOWES 31.647
7	87 R. GARDNER 31.677
8	9 D. PETRUCCI 31.717
9	55 A. LOCATELLI 31.730
10	1 A. BAUTISTA 31.758
11	14 S. LOWES 31.785
12	65 J. REA 31.816
13	47 A. BASSANI 31.850
14	45 S. REDDING 31.879
15	21 M. RINALDI 31.885
16	31 G. GERLOFF 31.898
17	53 T. RABAT 32.078
18	7 I. LECUONA 32.098
19	95 T. MACKENZIE 32.105
20	5 P. OETTL 32.142
21	97 X. VIERGE 32.148
22	28 B. RAY 32.178
23	27 A. NORRODIN 32.570

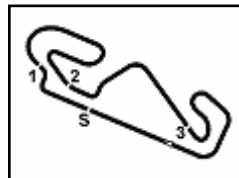
SEG. 3	
1	54 T. RAZGATLIOGLU 20.471
2	14 S. LOWES 20.481
3	29 A. IANNONE 20.493
4	11 N. BULEGA 20.511
5	22 A. LOWES 20.546
6	77 D. AEGERTER 20.546
7	87 R. GARDNER 20.571
8	60 M. VAN DER MARK 20.592
9	55 A. LOCATELLI 20.608
10	65 J. REA 20.619
11	1 A. BAUTISTA 20.630
12	9 D. PETRUCCI 20.638
13	97 X. VIERGE 20.711
14	31 G. GERLOFF 20.722
15	21 M. RINALDI 20.730
16	45 S. REDDING 20.745
17	5 P. OETTL 20.779
18	7 I. LECUONA 20.796
19	53 T. RABAT 20.804
20	47 A. BASSANI 20.814
21	28 B. RAY 20.867
22	95 T. MACKENZIE 20.959
23	27 A. NORRODIN 21.211

SEG. 4	
1	54 T. RAZGATLIOGLU 30.803
2	11 N. BULEGA 30.808
3	14 S. LOWES 30.831
4	22 A. LOWES 30.888
5	29 A. IANNONE 30.945
6	87 R. GARDNER 30.950
7	77 D. AEGERTER 30.957
8	55 A. LOCATELLI 30.970
9	1 A. BAUTISTA 30.975
10	60 M. VAN DER MARK 31.001
11	45 S. REDDING 31.017
12	9 D. PETRUCCI 31.049
13	31 G. GERLOFF 31.068
14	65 J. REA 31.114
15	5 P. OETTL 31.249
16	7 I. LECUONA 31.283
17	47 A. BASSANI 31.292
18	53 T. RABAT 31.309
19	21 M. RINALDI 31.391
20	97 X. VIERGE 31.409
21	28 B. RAY 31.419
22	95 T. MACKENZIE 31.497
23	27 A. NORRODIN 31.762

23/03/2024

These data/results cannot be reproduced, stored and/or transmitted in whole or in part by any manner of electronic, mechanical, photocopying, recording, broadcasting or otherwise now known or herein after developed without the previous express consent by the copyright owner, except for reproduction in daily press and regular printed publications on sale to the public within 60 days of the event related to those data/results and always provided that copyright symbol appears together as follows below.

© DORNA WSBK ORGANIZATION Srl 2024



Circuit de Barcelona 4.657 m

Pirelli Catalunya Round, 22-24 March 2024

Ideal Times Tissot Superpole

No. Rider	Nat	Bike	Seg. 1 Diff. 1	Seg. 2 Diff. 2	Seg. 3 Diff. 3	Seg. 4 Diff. 4	Ideal Time Best Lap	Pos.	Diff.
1 54 T. RAZGATLIOGLU	TUR	BMW M 1000 RR	16.582 +0.118	31.480 +0.030	20.471	30.803 +0.005	1'39.336 1'39.489	1	0.153
2 11 N. BULEGA	ITA	Ducati Panigale V4R	16.710 +0.038	31.490	20.511	30.808 +0.034	1'39.519 1'39.591	2	0.072
3 29 A. IANNONE	ITA	Ducati Panigale V4R	16.721	31.640	20.493	30.945	1'39.799 1'39.799	3	
4 14 S. LOWES	GBR	Ducati Panigale V4R	16.746	31.785 +0.057	20.481 +0.050	30.831 +0.038	1'39.843 1'39.988	5	0.145
5 60 M. VAN DER MARK	NED	BMW M 1000 RR	16.636	31.643 +0.012	20.592 +0.063	31.001	1'39.872 1'39.947	4	0.075
6 77 D. AEGERTER	SUI	Yamaha YZF R1	16.829 +0.135	31.627	20.546	30.957 +0.006	1'39.959 1'40.100	6	0.141
7 22 A. LOWES	GBR	Kawasaki ZX-10RR	16.881 +0.021	31.647 +0.133	20.546	30.888	1'39.962 1'40.116	7	0.154
8 1 A. BAUTISTA	ESP	Ducati Panigale V4R	16.673 +0.010	31.758 +0.065	20.630 +0.047	30.975 +0.139	1'40.036 1'40.297	11	0.261
9 87 R. GARDNER	AUS	Yamaha YZF R1	16.873	31.677	20.571 +0.060	30.950	1'40.071 1'40.131	8	0.060
10 9 D. PETRUCCI	ITA	Ducati Panigale V4R	16.726	31.717	20.638 +0.110	31.049	1'40.130 1'40.240	10	0.110
11 55 A. LOCATELLI	ITA	Yamaha YZF R1	16.843 +0.076	31.730	20.608	30.970	1'40.151 1'40.227	9	0.076
12 65 J. REA	GBR	Yamaha YZF R1	16.846 +0.122	31.816 +0.012	20.619 +0.008	31.114	1'40.395 1'40.537	13	0.142
13 31 G. GERLOFF	USA	BMW M 1000 RR	16.747 +0.173	31.898 +0.048	20.722 +0.049	31.068	1'40.435 1'40.705	14	0.270
14 45 S. REDDING	GBR	BMW M 1000 RR	16.822 +0.071	31.879	20.745	31.017	1'40.463 1'40.534	12	0.071
15 47 A. BASSANI	ITA	Kawasaki ZX-10RR	16.854	31.850	20.814	31.292 +0.048	1'40.810 1'40.858	15	0.048
16 21 M. RINALDI	ITA	Ducati Panigale V4R	16.868	31.885	20.730	31.391 +0.047	1'40.874 1'40.921	16	0.047
17 53 T. RABAT	ESP	Kawasaki ZX-10RR	16.870	32.078	20.804 +0.078	31.309 +0.006	1'41.061 1'41.145	17	0.084
18 7 I. LECUONA	ESP	Honda CBR1000 RR-R	16.919	32.098 +0.067	20.796 +0.014	31.283	1'41.096 1'41.177	18	0.081
19 97 X. VIERGE	ESP	Honda CBR1000 RR-R	16.841 +0.036	32.148	20.711 +0.052	31.409	1'41.109 1'41.197	19	0.088
20 5 P. OETTL	GER	Yamaha YZF R1	17.016	32.142 +0.151	20.779	31.249	1'41.186 1'41.337	20	0.151
21 28 B. RAY	GBR	Yamaha YZF R1	16.943	32.178	20.867	31.419 +0.015	1'41.407 1'41.422	21	0.015
22 95 T. MACKENZIE	GBR	Honda CBR1000 RR-R	17.055 +0.027	32.105	20.959	31.497	1'41.616 1'41.643	22	0.027
23 27 A. NORRODIN	MAS	Honda CBR1000 RR-R	17.072 +0.120	32.570 +0.058	21.211	31.762	1'42.615 1'42.793	23	0.178
Overall Ideal Time			16.582	31.480	20.471	30.803	1'39.336		

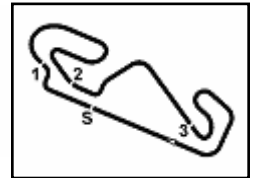
23/03/2024

These data/results cannot be reproduced, stored and/or transmitted in whole or in part by any manner of electronic, mechanical, photocopying, recording, broadcasting or otherwise now known or herein after developed without the previous express consent by the copyright owner, except for reproduction in daily press and regular printed publications on sale to the public within 60 days of the event related to those data/results and always provided that copyright symbol appears together as follows below.

© DORNA WSBK ORGANIZATION Srl 2024

FIGR PERUGIA TIMING





Pirelli Catalunya Round, 22-24 March 2024

Chronological Analysis Tissot Superpole

1° 54 T. RAZGATLIOGLU [1'39.489]							
Lap	Seg1	Seg2	Seg3	Seg4	Lap Time	km/h	Local Time
1		34.355	21.923	31.600		174,2	
2	16.700	31.510	20.471	30.808	1'39.489	324,3	11:04'22.061
3	16.582	31.730	20.686	31.252	1'40.250	326,3	11:06'02.311
4	16.806	32.024	21.007	44.451	1'54.288P	324,3	11:07'56.599
5	2'55.033	33.793	21.721	32.292	4'22.839P	175,6	11:12'19.438
6	16.735	31.480	20.502	30.803	1'39.520	318,6	11:13'58.958
7	16.600	31.747	20.659	30.960	1'39.966	318,6	11:15'38.924

2° 11 N. BULEGA [1'39.591]							
Lap	Seg1	Seg2	Seg3	Seg4	Lap Time	km/h	Local Time
1		32.944	20.864	30.912		108,8	
2	16.777	31.591	20.564	30.808	1'39.740	317,6	11:05'03.499
3	17.467	33.719	21.756	46.549	1'59.491P	317,6	11:07'02.990
4	1'31.587	33.235	21.195	31.037	2'57.054P	215,1	11:10'00.044
5	16.803	32.464	21.562	30.896	1'41.725	314,0	11:11'41.769
6	16.748	31.490	20.511	30.842	1'39.591	314,9	11:13'21.360
7	16.710	31.639	20.554	30.980	1'39.883	318,6	11:15'01.243

3° 29 A. IANNONE [1'39.799]							
Lap	Seg1	Seg2	Seg3	Seg4	Lap Time	km/h	Local Time
1		41.137	20.724	31.003		136,7	
2	16.819	31.692	20.592	31.007	1'40.110	322,4	11:05'04.616
3	17.175	32.196	20.824	45.301	1'55.496P	320,5	11:07'00.112
4	3'02.375	37.796	25.589	36.732	4'42.492P	106,7	11:11'42.604
5	16.721	31.640	20.493	30.945	1'39.799	319,5	11:13'22.403
6	16.813	34.686	21.083	31.172	1'43.754	319,5	11:15'06.157

4° 60 M. VAN DER MARK [1'39.947]							
Lap	Seg1	Seg2	Seg3	Seg4	Lap Time	km/h	Local Time
1		33.944	21.989	31.338		174,8	
2	16.755	31.643	20.592	31.098	1'40.088C	318,6	11:04'21.660
3	16.691	31.835	20.675	31.304	1'40.505	320,5	11:06'02.165
4	16.782	32.056	20.879	45.094	1'54.811P	319,5	11:07'56.976
5	2'55.150	33.511	22.106	32.070	4'22.837P	194,2	11:12'19.813
6	16.636	31.655	20.655	31.001	1'39.947	325,3	11:13'59.760
7	16.660	31.904	20.705	31.289	1'40.558	320,5	11:15'40.318

5° 14 S. LOWES [1'39.988]							
Lap	Seg1	Seg2	Seg3	Seg4	Lap Time	km/h	Local Time
1		34.369	21.268	31.242		129,2	
2	17.070	31.785	20.481	31.157	1'40.493	316,7	11:04'02.471
3	16.746	31.842	20.531	30.869	1'39.988	318,6	11:05'42.459
4	21.015	34.998	20.923	44.821	2'01.757P	315,8	11:07'44.216
5	2'46.892	32.235	20.676	30.831	4'10.634P	202,2	11:11'54.850
6	16.821	31.822	20.536	34.000	1'43.179	314,9	11:13'38.029
7	16.804	31.875	20.589	31.359	1'40.627	316,7	11:15'18.656

6° 77 D. AEGERTER [1'40.100]							
Lap	Seg1	Seg2	Seg3	Seg4	Lap Time	km/h	Local Time
1		40.918	23.597	32.261		129,8	
2	17.012	31.880	20.698	30.957	1'40.547	315,8	11:04'18.216
3	16.916	31.883	20.615	31.237	1'40.651	316,7	11:05'58.867
4	17.031	32.353	21.816	44.187	1'55.387P	317,6	11:07'54.254
5	2'39.036	33.984	24.831	34.527	4'12.378P	111,5	11:12'06.632
6	16.964	31.627	20.546	30.963	1'40.100	314,0	11:13'46.732
7	16.829	31.732	20.598	31.341	1'40.500	314,9	11:15'27.232

7° 22 A. LOWES [1'40.116]							
Lap	Seg1	Seg2	Seg3	Seg4	Lap Time	km/h	Local Time
1							
2							
3							
4							
5							
6							
7							

1						33.716	22.114	31.224		183,7	
2	16.902					31.780	20.546	30.888	1'40.116	318,6	11:04'03.510
3	19.211					39.638	20.811	31.335	1'50.995	320,5	11:05'54.505
4	16.960					31.978	20.725	46.817	1'56.480P	320,5	11:07'50.985
5	3'22.249					33.018	21.192	31.515	4'47.974P	159,3	11:12'38.959
6	16.905					31.647	20.685	31.096	1'40.333	315,8	11:14'19.292
7	16.881					31.723	20.658	31.246	1'40.508	314,9	11:15'59.800

8° 87 R. GARDNER [1'40.131]								
Lap	Seg1	Seg2	Seg3	Seg4	Lap Time	km/h	Local Time	
1		35.512	22.467	32.103		96,8		
2	16.873		31.677	20.631	30.950	1'40.131	315,8	11:04'06.544
3	17.852	34.905	21.116	35.061	1'48.934	320,5	11:05'55.478	
4	16.902	31.876	20.687	44.270	1'53.735P	316,7	11:07'49.213	
5	2'42.229	33.571	22.607	33.758	4'12.165P	114,2	11:12'01.378	
6	16.877	31.768	20.571	31.062	1'40.278	312,1	11:13'41.656	
7	19.040	38.600	21.011	31.823	1'50.474	313,0	11:15'32.130	

9° 55 A. LOCATELLI [1'40.227]							
Lap	Seg1	Seg2	Seg3	Seg4	Lap Time	km/h	Local Time
1		35.559	21.617	31.452		157,0	
2	16.932	31.733	20.667	31.140	1'40.472	314,0	11:04'12.284
3	16.928	31.857	20.838	31.506	1'41.129	315,8	11:05'53.413
4	17.627	35.192	21.532	44.787	1'59.138P	306,8	11:07'52.551
5	1'45.302	32.748	21.243	31.615	3'10.908P	190,8	11:11'03.459
6	16.919	31.730	20.608	30.970	1'40.227	312,1	11:12'43.686
7	16.843	31.828	20.696	31.354	1'40.721	315,8	11:14'24.407
8	16.926	32.048	20.843	31.618	1'41.435	315,8	11:16'05.842

10° 9 D. PETRUCCI [1'40.240]							
Lap	Seg1	Seg2	Seg3	Seg4	Lap Time	km/h	Local Time
1		34.532	22.372	31.982		170,9	
2	16.726	31.717	20.748	31.049	1'40.240	322,4	11:04'24.810
3	16.908	31.970	20.831	44.224	1'53.933P	319,5	11:06'18.743
4	4'31.056	33.352	22.375	34.155	6'00.938P	208,9	11:12'19.681
5	16.986	33.796	21.900	32.073	1'44.755	321,4	11:14'04.436
6	16.852	31.814	20.638	31.117	1'40.421	318,6	11:15'44.857

11° 1 A. BAUTISTA [1'40.297]							
Lap	Seg1	Seg2	Seg3	Seg4	Lap Time	km/h	Local Time
1		32.728	20.893	31.224		210,5	
2	16.805	31.758	20.630	31.183	1'40.376	317,6	11:03'34.262
3	16.673	31.834	20.796	31.188	1'40.491	321,4	11:05'14.753
4	17.628	33.264	20.979	44.519	1'56.390P	318,6	11:07'11.143
5	2'55.313	38.968	27.199	32.120	4'33.600P	117,5	11:11'44.743
6	16.881	31.853	20.631	30.975	1'40.340	319,5	11:13'25.083
7	16.683	31.823	20.677	31.114	1'40.297	322,4	11:15'05.380

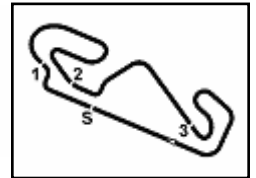
12° 45 S. REDDING [1'40.534]							
Lap	Seg1	Seg2	Seg3	Seg4	Lap Time	km/h	Local Time
1		34.077	22.026	31.705		174,2	
2	16.822	31.976	20.873	31.230	1'40.901	325,3	11:04'23.763
3	18.086	36.181	21.572	45.646	2'01.485P	320,5	11:06'25.248
4	4'46.440	34.837	21.201	31.429	6'13.907P	111,2	11:12'39.155
5	16.893	31.879	20.745	31.017	1'40.534	318,6	11:14'19.689
6	16.859	32.024	20.788	31.467	1'41.138	319,5	11:16'00.827

13° 65 J. REA [1'40.537]							
Lap	Seg1	Seg2	Seg3	Seg4	Lap Time	km/h	Local Time
1		35.496	21.767	31.520		155,2	
2	16.988	31.818	20.619	31.314	1'40.739	318,6	11:04'13.032

23/03/2024 P = Pits In/Out - C = Lap Time Cancelled

These data/results cannot be reproduced, stored and/or transmitted in whole or in part by any manner of electronic, mechanical, photocopying, recording, broadcasting or otherwise now known or herein after developed without the previous express consent by the copyright owner, except for reproduction in daily press and regular printed publications on sale to the public within 60 days of the event related to those data/results and always provided that copyright symbol appears together as follows below.

© DORNA WSBK ORGANIZATION Srl 2024



Circuit de Barcelona 4.657 m

Pirelli Catalunya Round, 22-24 March 2024

Chronological Analysis Tissot Superpole

2 / 2

3	16.846	31.892	20.751	31.259	1'40.748	316,7	11:05'53.780
4	17.843	33.560	21.427	44.610	1'57.440P	320,5	11:07'51.220
5	1'45.895	32.872	20.997	31.337	3'11.101P	206,9	11:11'02.321
6	16.968	31.828	20.627	31.114	1'40.537	312,1	11:12'42.858
7	16.890	31.816	20.751	31.168	1'40.625	315,8	11:14'23.483
8	17.224	33.725	21.046	31.688	1'43.683	314,9	11:16'07.166

5	16.841	32.244	20.711	35.232	1'45.028	327,3	11:14'05.308
6	16.964	46.927	28.188	46.897	2'18.976P	326,3	11:16'24.284

14° 31 G. GERLOFF [1'40.705]

Lap	Seg.1	Seg.2	Seg.3	Seg.4	Lap Time	km/h	Local Time
1		34.903	22.763	31.538		101,1	
2	16.920	31.946	20.771	31.068	1'40.705	322,4	11:04'04.984
3	16.747	31.898	20.722	31.383	1'40.750	322,4	11:05'45.734
4	18.697	35.048	21.340	44.975	2'00.060P	317,6	11:07'45.794
5	3'03.783	36.493	22.571	35.396	4'38.243P	160,0	11:12'24.037
6	17.190	33.684	21.592	31.725	1'44.191	320,5	11:14'08.228
7	16.989	31.997	20.827	31.363	1'41.176	320,5	11:15'49.404

15° 47 A. BASSANI [1'40.858]

Lap	Seg.1	Seg.2	Seg.3	Seg.4	Lap Time	km/h	Local Time
1		34.027	21.958	31.866		176,8	
2	16.922	32.176	20.979	31.292	1'41.369	323,4	11:04'24.755
3	17.084	32.126	20.912	31.382	1'41.504	320,5	11:06'06.259
4	17.553	34.328	21.820	46.398	2'00.099P	317,6	11:08'06.358
5	2'43.921	33.109	22.302	34.479	4'13.811P	206,1	11:12'20.169
6	17.034	33.844	21.751	32.003	1'44.632	311,2	11:14'04.801
7	16.854	31.850	20.814	31.340	1'40.858	319,5	11:15'45.659

16° 21 M. RINALDI [1'40.921]

Lap	Seg.1	Seg.2	Seg.3	Seg.4	Lap Time	km/h	Local Time
1		33.138	21.109	31.391		206,9	
2	16.875	31.990	20.819	31.405	1'41.089	318,6	11:03'35.539
3	16.965	32.129	22.457	46.315	1'57.866P	317,6	11:05'33.405
4	4'24.713	42.350	26.047	38.799	6'11.909P	190,5	11:11'45.314
5	16.886	32.072	26.064	32.318	1'47.340	323,4	11:13'32.654
6	16.868	31.885	20.730	31.438	1'40.921	314,0	11:15'13.575

17° 53 T. RABAT [1'41.145]

Lap	Seg.1	Seg.2	Seg.3	Seg.4	Lap Time	km/h	Local Time
1		34.309	22.696	31.730		108,7	
2	16.989	32.086	20.913	31.309	1'41.297	323,4	11:04'05.979
3	16.979	32.121	20.804	31.710	1'41.614	321,4	11:05'47.593
4	17.769	35.225	21.300	45.171	1'59.465P	319,5	11:07'47.058
5	2'22.022	36.662	27.161	32.168	3'58.013P	212,2	11:11'45.071
6	16.870	32.078	20.882	31.315	1'41.145	320,5	11:13'26.216
7	16.944	32.138	21.045	31.607	1'41.734	319,5	11:15'07.950

18° 7 I. LECUONA [1'41.177]

Lap	Seg.1	Seg.2	Seg.3	Seg.4	Lap Time	km/h	Local Time
1		33.014	21.109	31.415		160,2	
2	16.919	32.165	20.810	31.283	1'41.177	325,3	11:03'35.996
3	17.013	32.478	21.174	45.137	1'55.802P	326,3	11:05'31.798
4	5'16.815	34.974	22.213	34.926	6'48.928P	158,6	11:12'20.726
5	17.034	32.098	20.796	31.331	1'41.259	324,3	11:14'01.985
6	21.137	39.382	22.748	33.321	1'56.588	318,6	11:15'58.573

19° 97 X. VIERGE [1'41.197]

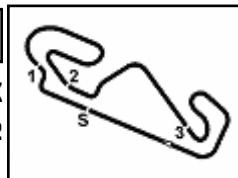
Lap	Seg.1	Seg.2	Seg.3	Seg.4	Lap Time	km/h	Local Time
1		37.534	22.704	31.837		144,2	
2	16.877	32.148	20.763	31.409	1'41.197	324,3	11:04'14.652
3	16.949	32.550	21.058	45.266	1'55.823P	326,3	11:06'10.475
4	4'41.961	33.411	22.131	32.302	6'09.805P	192,2	11:12'20.280

23/03/2024 P = Pits In/Dut - C = Lap Time Cancelled

These data/results cannot be reproduced, stored and/or transmitted in whole or in part by any manner of electronic, mechanical, photocopying, recording, broadcasting or otherwise now known or herein after developed without the previous express consent by the copyright owner, except for reproduction in daily press and regular printed publications on sale to the public within 60 days of the event related to those data/results and always provided that copyright symbol appears together as follows below.

© DORNA WSBK ORGANIZATION Srl 2024





Pirelli Catalunya Round, 22-24 March 2024

Best Laps & Speeds

Circuit de Barcelona 4.657 m

No.	Rider Bike	Nat	Best Lap		FP1		FP2		FP3		SP	
			LL	SPD	LL	SPD	LL	SPD	LL	SPD	LL	SPD
1	54 T. RAZGATLIOGLU BMW M 1000 RR	TUR	1'39.489 54 326,3		1'41.199 16 323,4		1'41.808 21 323,4		1'41.105 11 322,4		1'39.489 6 326,3	
2	11 N. BULEGA Ducati Panigale V4R	ITA	1'39.591 48 321,4		1'41.407 15 321,4		1'40.907 17 315,8		1'41.164 10 321,4		1'39.591 6 318,6	
3	29 A. IANNONE Ducati Panigale V4R	ITA	1'39.799 51 328,3		1'41.497 16 328,3		1'41.878 19 321,4		1'41.095 11 323,4		1'39.799 5 322,4	
4	60 M. VAN DER MARK BMW M 1000 RR	NED	1'39.947 51 325,3		1'41.245 16 319,5		1'42.189 20 319,5		1'41.227 9 320,5		1'39.947 6 325,3	
5	14 S. LOWES Ducati Panigale V4R	GBR	1'39.988 57 320,5		1'41.821 19 320,5		1'41.701 22 315,8		1'41.404 10 317,6		1'39.988 6 318,6	
6	77 D. AEGERTER Yamaha YZF R1	SUI	1'40.100 51 319,5		1'41.990 17 316,7		1'42.116 20 319,5		1'40.695 8 318,6		1'40.100 6 317,6	
7	22 A. LOWES Kawasaki ZX-10RR	GBR	1'40.116 44 321,4		1'42.232 13 317,6		1'42.049 14 318,6		1'41.588 11 321,4		1'40.116 6 320,5	
8	87 R. GARDNER Yamaha YZF R1	AUS	1'40.131 51 321,4		1'41.784 16 321,4		1'41.990 20 314,9		1'40.989 9 315,8		1'40.131 6 320,5	
9	55 A. LOCATELLI Yamaha YZF R1	ITA	1'40.227 55 318,6		1'41.473 20 318,6		1'42.247 21 312,1		1'40.958 7 314,0		1'40.227 7 315,8	
10	9 D. PETRUCCI Ducati Panigale V4R	ITA	1'40.240 54 322,4		1'41.785 18 315,8		1'41.508 20 317,6		1'40.816 11 321,4		1'40.240 5 322,4	
11	1 A. BAUTISTA Ducati Panigale V4R	ESP	1'40.297 53 325,3		1'41.968 15 325,3		1'41.154 21 325,3		1'41.409 11 323,4		1'40.297 6 322,4	
12	45 S. REDDING BMW M 1000 RR	GBR	1'40.534 50 325,3		1'42.404 15 314,9		1'42.578 19 316,7		1'41.989 11 320,5		1'40.534 5 325,3	
13	65 J. REA Yamaha YZF R1	GBR	1'40.537 53 320,5		1'41.400 14 318,6		1'41.945 23 320,5		1'41.760 9 320,5		1'40.537 7 320,5	
14	31 G. GERLOFF BMW M 1000 RR	USA	1'40.705 52 322,4		1'41.845 18 320,5		1'42.413 20 320,5		1'41.605 8 319,5		1'40.705 6 322,4	
15	47 A. BASSANI Kawasaki ZX-10RR	ITA	1'40.858 53 323,4		1'42.110 17 318,6		1'42.025 19 322,4		1'41.763 11 321,4		1'40.858 6 323,4	
16	21 M. RINALDI Ducati Panigale V4R	ITA	1'40.921 48 323,4		1'42.272 16 318,6		1'42.056 18 322,4		1'41.879 9 315,8		1'40.921 5 323,4	
17	53 T. RABAT Kawasaki ZX-10RR	ESP	1'41.145 47 323,4		1'42.647 16 319,5		1'42.722 15 322,4		1'42.169 10 315,8		1'41.145 6 323,4	
18	7 I. LECUONA Honda CBR1000 RR-R	ESP	1'41.177 47 326,3		1'42.750 16 322,4		1'42.539 18 321,4		1'43.441 8 322,4		1'41.177 5 326,3	
19	97 X. VIERGE Honda CBR1000 RR-R	ESP	1'41.197 48 327,3		1'42.266 17 324,3		1'42.339 18 322,4		1'41.455 8 324,3		1'41.197 5 327,3	
20	5 P. OETTL Yamaha YZF R1	GER	1'41.305 54 315,8		1'42.397 17 315,8		1'42.643 22 311,2		1'41.305 9 310,3		1'41.337 6 314,9	
21	28 B. RAY Yamaha YZF R1	GBR	1'41.422 43 315,8		1'43.161 16 314,0		1'43.691 12 313,0		1'42.515 9 312,1		1'41.422 6 315,8	
22	95 T. MACKENZIE Honda CBR1000 RR-R	GBR	1'41.643 47 321,4		1'43.180 17 316,7		1'43.562 19 316,7		1'42.690 5 318,6		1'41.643 6 321,4	
23	27 A. NORRODIN Honda CBR1000 RR-R	MAS	1'42.793 48 319,5		1'44.893 15 317,6		1'44.280 16 317,6		1'43.770 11 317,6		1'42.793 6 319,5	

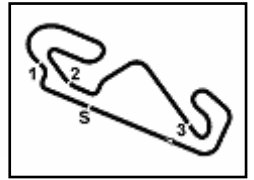
23/03/2024

These data/results cannot be reproduced, stored and/or transmitted in whole or in part by any manner of electronic, mechanical, photocopying, recording, broadcasting or otherwise now known or herein after developed without the previous express consent by the copyright owner, except for reproduction in daily press and regular printed publications on sale to the public within 60 days of the event related to those data/results and always provided that copyright symbol appears together as follows below.

© DORNA WSBK ORGANIZATION Srl 2024

FICR PERUGIA TIMING





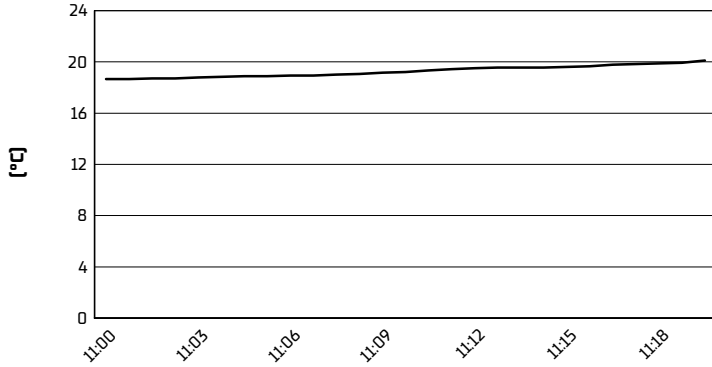
Circuit de Barcelona 4.657 m

Pirelli Catalunya Round, 22-24 March 2024

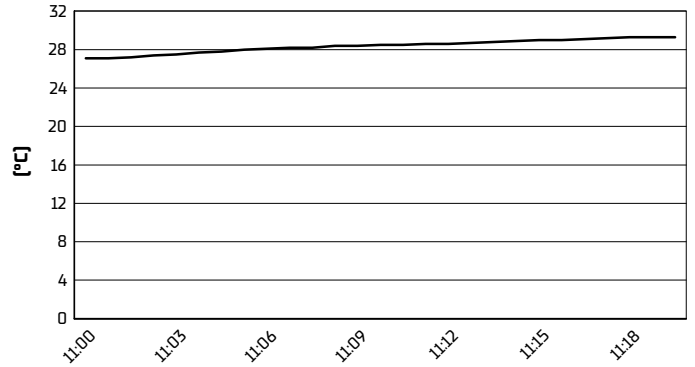
Weather Report Tissot Superpole

Session started 11:00 - Session ended 11:20

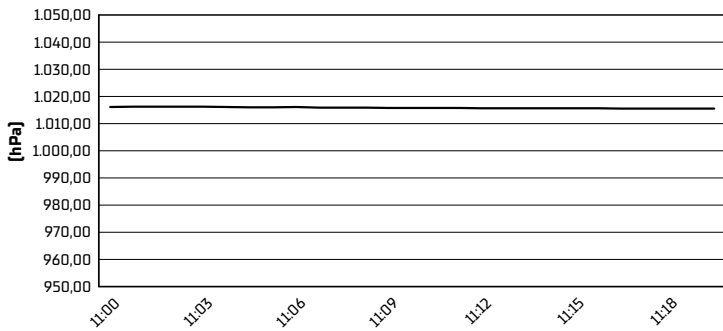
Air Temperature



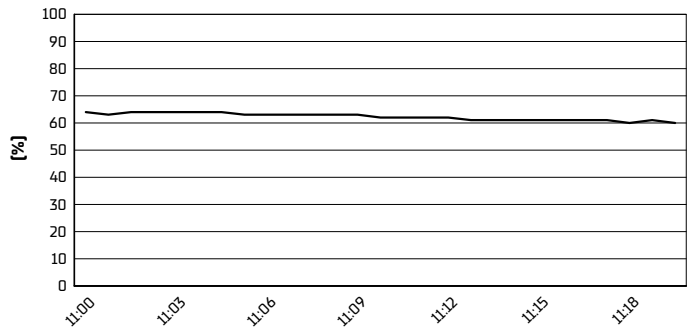
Track Temperature



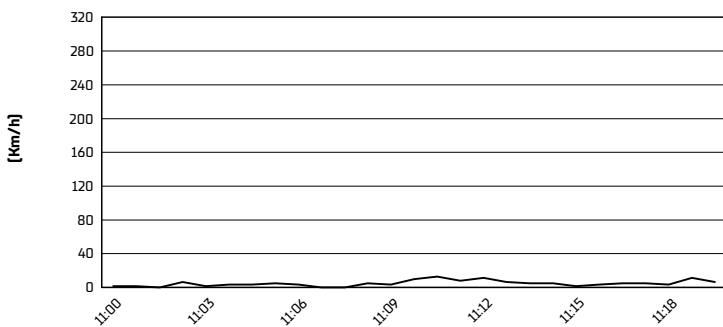
Air Pressure



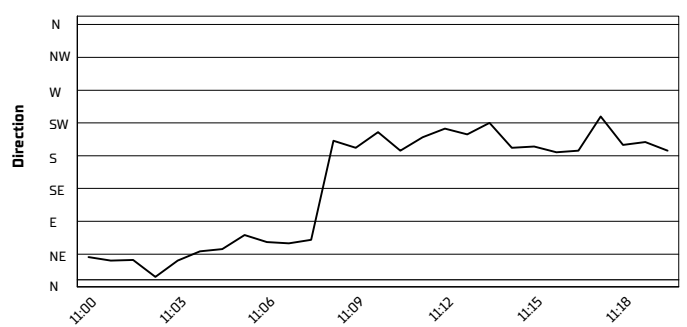
Humidity



Wind Speed



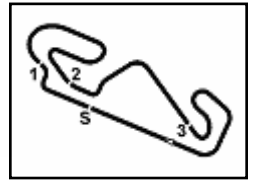
Wind Direction



23/03/2024

These data/results cannot be reproduced, stored and/or transmitted in whole or in part by any manner of electronic, mechanical, photocopying, recording, broadcasting or otherwise now known or herein after developed without the previous express consent by the copyright owner, except for reproduction in daily press and regular printed publications on sale to the public within 60 days of the event related to those data/results and always provided that copyright symbol appears together as follows below.

© DORNA WSBK ORGANIZATION Srl 2024



Circuit de Barcelona 4.657 m

Pirelli Catalunya Round, 22-24 March 2024
Starting Grid - Race 1 (20 Laps x 4,657 km = 93,140 km)

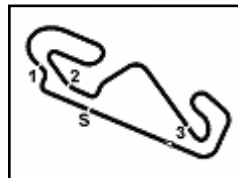
1	1	54 RAZGATLIOGLU T. BMW 1'39.489	2	11 BULEGA N. Ducati 1'39.591	3	29 IANNONE A. Ducati 1'39.799
2	4	60 VAN DER MARK M. BMW 1'39.947	5	14 LOWES S. Ducati 1'39.988	6	77 AEGERTER D. Yamaha 1'40.100
3	7	22 LOWES A. Kawasaki 1'40.116	8	87 GARDNER R. Yamaha 1'40.131	9	55 LOCATELLI A. Yamaha 1'40.227
4	10	9 PETRUCCI D. Ducati 1'40.240	11	45 REDDING S. BMW 1'40.534	12	65 REA J. Yamaha 1'40.537
5	13	31 GERLOFF G. BMW 1'40.705	14	1 BAUTISTA A. Ducati 1'40.297	15	47 BASSANI A. Kawasaki 1'40.858
6	16	21 RINALDI M. Ducati 1'40.921	17	7 LECUONA I. Honda 1'41.177	18	97 VIERGE X. Honda 1'41.197
7	19	5 OETTL P. Yamaha 1'41.337	20	53 RABAT T. Kawasaki 1'41.145	21	28 RAY B. Yamaha 1'41.422
8	22	95 MACKENZIE T. Honda 1'41.643	23	27 NORRODIN A. Honda 1'42.793		

N.1 [Bautista A.] has been penalized with a drop of 3 grid positions [slow riding on racing line]
N.53 [Rabat T.] has been penalized with a drop of 3 grid positions [slow riding on racing line]

23/03/2024 The Race Director

* = Penalized

These data/results cannot be reproduced, stored and/or transmitted in whole or in part by any manner of electronic, mechanical, photocopying, recording, broadcasting or otherwise now known or herein after developed without the previous express consent by the copyright owner, except for reproduction in daily press and regular printed publications on sale to the public within 60 days of the event related to those data/results and always provided that copyright symbol appears together as follows below. © DORNA WSBK ORGANIZATION Srl 2024



Circuit de Barcelona 4.657 m

Pirelli Catalunya Round, 22-24 March 2024

Tissot Superpole Ranking

	2021	2022	2023	2024
01 Phillip Island		Bautista (Esp) Duc 1'29.815 (178,2 Km/h)	Razgatlioglu (Tur) Yam 1'29.400 (179,0 Km/h)	Bulega (Ita) Duc 1'27.916 (182,0 Km/h)
02 Barcelona	Sykes (Gbr) Bmw 1'40.408 (165,9 Km/h)	Lecuona (Esp) Hon 1'40.766 (165,3 Km/h)	Bautista (Esp) Duc 1'40.264 (166,1 Km/h)	Razgatlioglu (Tur) Bmw 1'39.489 (167,4 Km/h)
03 Assen	Rea (Gbr) Kaw 1'33.842 (174,2 Km/h)	Razgatlioglu (Tur) Yam 1'32.934 (175,9 Km/h)	Bautista (Esp) Duc 1'33.542 (174,8 Km/h)	
04 Misano	Rea (Gbr) Kaw 1'33.416 (156,5 Km/h)	Bautista (Esp) Duc 1'33.328 (156,6 Km/h)	Bautista (Esp) Duc 1'33.017 (157,1 Km/h)	
05 Donington	Rea (Gbr) Kaw 1'40.101 (113,2 Km/h)	Rea (Gbr) Kaw 1'26.080 (131,7 Km/h)	Rea (Gbr) Kaw 1'26.041 (131,8 Km/h)	
06 Most	Rea (Gbr) Kaw 1'31.684 (165,4 Km/h)	Rea (Gbr) Kaw 1'30.947 (166,7 Km/h)	Razgatlioglu (Tur) Yam 1'30.801 (167,0 Km/h)	
07 Portimao	Razgatlioglu (Tur) Yam 1'40.219 (165,0 Km/h)	Rea (Gbr) Kaw 1'39.610 (166,0 Km/h)	Rea (Gbr) Kaw 1'39.620 (165,9 Km/h)	
08 Balaton				
09 Magny-Cours	Rea (Gbr) Kaw 1'35.683 (159,0 Km/h)	Rea (Gbr) Kaw 1'36.124 (158,2 Km/h)	Gerloff (Usa) Bmw 1'35.453 (159,3 Km/h)	
10 Cremona				
11 Aragon	Rea (Gbr) Kaw 1'48.458 (168,5 Km/h)	Razgatlioglu (Tur) Yam 1'48.267 (168,8 Km/h)	Rea (Gbr) Kaw 1'47.973 (169,3 Km/h)	
12 Jerez	Razgatlioglu (Tur) Yam 1'38.512 (161,6 Km/h)		Bautista (Esp) Duc 1'38.635 (161,4 Km/h)	

2024

- 1 N. Bulega
- 1 T. Razgatlioglu

ALL TIMES

- | | | | |
|--------------------|----------------|------------------|-------------------|
| 51 T. Sykes | 7 R. Laconi | 2 M. Campbell | 1 T. Hill |
| 43 T. Corser | 6 C. Crutchlow | 2 A. Gobert | 1 S. Hislop |
| 43 J. Rea | 6 J. Kocinski | 2 M. Lucchinelli | 1 J. Hopkins |
| 26 T. Bayliss | 5 M. Biaggi | 2 B. Monti | 1 I. Jaitovich |
| 21 C. Fogarty | 5 D. Giugliano | 2 Y. Nagai | 1 T. Kipp |
| 17 D. Polen | 4 S. Guintoli | 2 M. Neukirchner | 1 L. Lanzi |
| 16 N. Hodgson | 4 E. Laverty | 2 S. Redding | 1 I. Lecuona |
| 15 C. Edwards | 4 M. Melandri | 2 D. Tardozzi | 1 A. Lowes |
| 13 T. Razgatlioglu | 4 F. Merkel | 2 A. Yanagawa | 1 M. Mladin |
| 11 B. Spies | 4 J. Toseland | 1 A. Badovini | 1 F. Nieto |
| 10 A. Bautista | 3 L. Haslam | 1 N. Bulega | 1 J. Reynolds |
| 10 C. Checa | 3 Y. Kagayama | 1 R. Burnett | 1 M. Tamada |
| 10 P. Chilli | 3 S. Martin | 1 D. Chandler | 1 M. van der Mark |
| 9 R. Roche | 3 S. Mertens | 1 S. Crafar | 1 A. Vieira |
| 8 G. Falappa | 3 R. Phillis | 1 M. Doohan | 1 R. Xaus |
| 8 S. Russell | 3 J. Smrz | 1 M. Dowson | |
| 8 A. Slight | 3 C. Vermeulen | 1 M. Fabrizio | |
| 7 C. Davies | 2 L. Baz | 1 G. Gerloff | |
| 7 N. Haga | 2 B. Bostrom | 1 P. Goddard | |

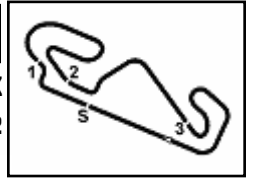
23/03/2024

These data/results cannot be reproduced, stored and/or transmitted in whole or in part by any manner of electronic, mechanical, photocopying, recording, broadcasting or otherwise now known or herein after developed without the previous express consent by the copyright owner, except for reproduction in daily press and regular printed publications on sale to the public within 60 days of the event related to those data/results and always provided that copyright symbol appears together as follows below.

© DORNA WSBK ORGANIZATION Srl 2024

FICR PERUGIA TIMING





Pirelli Catalunya Round, 22-24 March 2024
Tissot Superpole Award

	Points	Points From First	Points From Previous	February 25	March 24	April 21	June 16	July 14	July 21	August 11	August 25	September 8	September 22	September 29	October 20				
				PHILLIP ISLAND	BARCELONA	ASSEN	MISANO	DONINGTON PARK	MOST	PORTIMAO	BALATON PARK	MAGNY-COURS	CREMONA CIRCUIT	ARAGON	JEREZ				
1	BULEGA Nicolo [ITA]	26		12	5	9													
2	RAZGATLIOGLU Toprak [TUR]	24	2	5	7	12													
3	LOWES Alex [GBR]	22	4	2	7	12	3												
4	IANNONE Andrea [ITA]	16	10	6	9	7													
5	LOCATELLI Andrea [ITA]	14	12	2	4	9	1												
6	AEGERTER Dominique [SUI]	13	13	1	6	3	4												
7	LOWES Sam [GBR]	9	17	4	2	2	5												
8	GARDNER Remy [AUS]	9	17	0	3	4	2												
9	BAUTISTA Alvaro [ESP]	7	19	2	1	6													
10	VAN DER MARK Michael [NED]	6	20	1		6													
11	RINALDI Michael Ruben [ITA]	1	25	5	1														

23/03/2024 Odd points columns: Tissot Superpole Even points columns: Tissot Superpole Race

These data/results cannot be reproduced, stored and/or transmitted in whole or in part by any manner of electronic, mechanical, photocopying, recording, broadcasting or otherwise now known or herein after developed without the previous express consent by the copyright owner, except for reproduction in daily press and regular printed publications on sale to the public within 60 days of the event related to those data/results and always provided that copyright symbol appears together as follows below.

© DORNA WSBK ORGANIZATION Srl 2024