

**Pirelli Catalunya Round, 22-24 March 2024**  
**Results Race 2 - Red Flag**

Laps 6 = 32,197 Km - Time of Race 12'11.396 - Avg. 158,477 km/h

Pos	Grid	No. Rider	Nat	Team	Bike	Class	LL	Int.	Gap	Rel.	Fastest Lap	Speed	Qualifying	Speed
1	2	<b>99 A. HUERTAS</b>	ESP	Aruba.it Racing WorldSSP Team	Ducati Panigale V2		6	13.2			1'44.901	280,5	1'44.197	288,0
2	3	<b>94 L. MAHIAS</b>	FRA	GMT94 Yamaha	Yamaha YZF R6		6	13.2	<b>0.176</b>	0.176	1'45.120	280,5	1'44.806	270,0
3	4	<b>23 M. SCHROETTER</b>	GER	MV Agusta Reparto Corse	MV Agusta F3 800 RR		6	13.2	<b>1.345</b>	1.169	1'45.079	277,6	1'44.828	280,5
4	9	<b>55 Y. MONTELLA</b>	ITA	Barni Spark Racing Team	Ducati Panigale V2		6	13.2	<b>1.603</b>	0.258	1'44.875	279,8	1'44.831	279,1
5	6	<b>62 S. MANZI</b>	ITA	Pata Yamaha Ten Kate Racing	Yamaha YZF R6		6	13.2	<b>2.072</b>	0.469	1'45.134	286,5	1'44.530	282,7
6	5	<b>53 V. DEBISE</b>	FRA	Evan Bros. WorldSSP Yamaha Team	Yamaha YZF R6		6	13.2	<b>2.289</b>	0.217	1'45.138	283,5	1'44.869	276,2
7	7	<b>61 C. ONCU</b>	TUR	Kawasaki Puccetti Racing	Kawasaki ZX-6R		6	13.2	<b>2.706</b>	0.417	1'45.259	278,4	1'44.471	272,0
8	1	<b>9 J. NAVARRO</b>	ESP	WRP-RT Motorsport by SKM-Triumph	Triumph Street Triple RS 765		6	13.2	<b>4.455</b>	1.749	1'45.380	277,6	1'45.352	270,0
9	11	<b>69 T. BOOTH-AMOS</b>	GBR	PTR Triumph	Triumph Street Triple RS 765		6	13	<b>1 Sector</b>	1 Sector	1'45.676	280,5	1'45.419	274,8
10	19	<b>54 B. SOFUOGLU</b>	TUR	MV Agusta Reparto Corse	MV Agusta F3 800 RR		6	13	<b>1 Sector</b>	1.614	1'45.596	283,5	1'45.935	278,4
11	16	<b>66 N. TUULI</b>	FIN	EAB Racing Team	Ducati Panigale V2		6	13	<b>1 Sector</b>	0.290	1'45.834	276,9	1'45.685	273,4
12	12	<b>17 J. MCPHEE</b>	GBR	WRP-RT Motorsport by SKM-Triumph	Triumph Street Triple RS 765		6	13	<b>1 Sector</b>	0.350	1'45.774	285,7	1'45.434	281,3
13	13	<b>71 T. EDWARDS</b>	AUS	D34G Racing WorldSSP Team	Ducati Panigale V2	*	6	13	<b>1 Sector</b>	0.766	1'45.862	277,6	1'45.569	279,1
14	10	<b>5 N. ANTONELLI</b>	ITA	Ecosantagata Althea Racing Team	Ducati Panigale V2		6	13	<b>1 Sector</b>	0.990	1'46.066	279,8	1'45.281	277,6
15	8	<b>64 F. CARICASULO</b>	ITA	Motozoo ME AIR Racing	MV Agusta F3 800 RR		6	13	<b>1 Sector</b>	0.618	1'45.598	282,0	1'45.378	272,7
16	18	<b>7 L. BALDASSARRI</b>	ITA	Orelac Racing Verdunatura	Ducati Panigale V2		6	13	<b>1 Sector</b>	0.319	1'46.200	282,0	1'45.766	276,2
17	21	<b>28 G. VAN STRAALEN</b>	NED	Pata Yamaha Ten Kate Racing	Yamaha YZF R6		6	13	<b>1 Sector</b>	0.278	1'45.679	280,5	1'45.963	274,1
18	30	<b>72 Y. RUIZ</b>	ESP	VFT Racing Yamaha	Yamaha YZF R6		6	13	<b>1 Sector</b>	0.226	1'46.097	284,2	1'46.880	273,4
19	14	<b>22 F. FULIGNI</b>	ITA	Orelac Racing Verdunatura	Ducati Panigale V2	*	6	13	<b>1 Sector</b>	0.414	1'46.242	282,0	1'45.640	273,4
20	22	<b>48 L. DALLA PORTA</b>	ITA	Altogo Racing Team	Yamaha YZF R6		6	13	<b>1 Sector</b>	0.646	1'45.932	277,6	1'46.105	272,7
21	24	<b>40 S. CORSI</b>	ITA	Renzi Corse	Ducati Panigale V2	*	6	13	<b>1 Sector</b>	2.199	1'46.476	282,7	1'46.290	275,5
22	28	<b>19 G. GIANNINI</b>	ITA	Team ProDina Kawasaki	Kawasaki ZX-6R	*	6	13	<b>1 Sector</b>	0.706	1'46.585	278,4	1'46.855	276,9
23	23	<b>51 A. SARMOON</b>	THA	Yamaha Thailand Racing Team	Yamaha YZF R6		6	13	<b>1 Sector</b>	0.222	1'46.501	284,2	1'46.250	279,1
24	17	<b>32 O. BAYLISS</b>	AUS	D34G Racing WorldSSP Team	Ducati Panigale V2		6	13	<b>1 Sector</b>	0.000	1'47.006	286,5	1'45.702	278,4
25	15	<b>25 M. BRENNER</b>	SUI	VIAMO Racing by MTM	Kawasaki ZX-6R		6	13	<b>1 Sector</b>	0.683	1'46.959	278,4	1'45.662	273,4
26	27	<b>27 K. TOBA</b>	JPN	PETRONAS MIE Racing Honda	Honda CBR600RR		6	13	<b>1 Sector</b>	0.020	1'46.728	279,8	1'46.429	277,6
27	26	<b>78 H. OKUBO</b>	JPN	Vince64 Racing Team by Puccetti	Kawasaki ZX-6R		6	13	<b>1 Sector</b>	0.170	1'46.647	276,2	1'46.424	274,8
28	25	<b>50 O. VOSTATEK</b>	CZE	PTR Triumph	Triumph Street Triple RS 765		6	13	<b>1 Sector</b>	0.176	1'46.431	283,5	1'46.322	279,1
29	31	<b>68 L. POWER</b>	AUS	Motozoo ME AIR Racing	MV Agusta F3 800 RR	*	6	13	<b>1 Sector</b>	3.391	1'47.064	278,4	1'47.093	276,9
30	32	<b>39 K. KEANKUM</b>	THA	Yamaha Thailand Racing Team	Yamaha YZF R6		6	13	<b>1 Sector</b>	4.489	1'47.760	272,0	1'47.898	275,5
31	33	<b>15 E. MCMANUS</b>	IRL	Rokit Haslam Racing	Ducati Panigale V2		6	13	<b>1 Sector</b>	0.407	1'47.853	273,4	1'48.025	270,7
32	29	<b>89 K. BIN PAWI</b>	MAS	PETRONAS MIE Racing Honda	Honda CBR600RR		6	13	<b>1 Sector</b>	0.063	1'47.585	268,7	1'46.880	272,0
33	34	<b>3 R. DE ROSA</b>	ITA	QJMOTOR Factory Racing	QJMOTOR SRK 800 RR	*	6	13	<b>1 Sector</b>	1.331	1'47.845	269,3	1'48.162	257,8
<b>-----Not Classified-----</b>														
RET	20	<b>74 P. BIESIEKIRSKI</b>	POL	Ecosantagata Althea Racing Team	Ducati Panigale V2		5				1'46.196	283,5	1'45.958	273,4

AIR	Humidity:	70%	Temp:	15°C
TRACK	Condition:	Dry	Temp:	25°C

Records	Pole [SP]	2022	D.Aegerter	1'43.983	161,230 Km/h
	Race [RC1]	2022	D.Aegerter	1'45.157	159,430 Km/h
	All Times [SP]	2022	D.Aegerter	1'43.983	161,230 Km/h
Race Fastest Lap	[New Record]	Lap 4	Y.Montella	1'44.875	159,859 Km/h

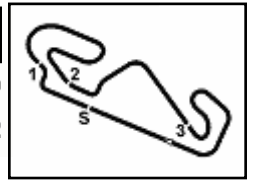
LAP LEADERS				
No. Rider	From	To	Laps	Total
<b>99 A. HUERTAS</b>	1	1	1	
<b>61 C. ONCU</b>	2	2	1	0
<b>99 A. HUERTAS</b>	3	6	4	0

TOTAL LEADER LAPS	
No. Rider	Laps
<b>55 Y. MONTELLA</b>	21
<b>99 A. HUERTAS</b>	18
<b>62 S. MANZI</b>	4
<b>23 M. SCHROETTER</b>	1
<b>54 B. SOFUOGLU</b>	1

24/03/2024 15:15 15:30 The results are provisional until the end of the time limit for protests and appeals and the completion of the technical checks.

These data/results cannot be reproduced, stored and/or transmitted in whole or in part by any manner of electronic, mechanical, photocopying, recording, broadcasting or otherwise now known or herein after developed without the previous express consent by the copyright owner, except for reproduction in daily press and regular printed publications on sale to the public within 60 days of the event related to those data/results and always provided that copyright symbol appears together as follows below.

© DORNA WSBK ORGANIZATION Srl 2024



**Pirelli Catalunya Round, 22-24 March 2024**  
**Results Race 2 - Red Flag**

\* WorldSSP Challenge

**Race Highlights**

Time	No. Rider	Description
15.00.00		Sighting Lap Started
15.13.02		Warm Up Lap Started
15.15.42		Start
15.18.37		No Jump Starts
15.25.07	<b>74 P. BIESIEKIRSKI</b>	Crashed - Turn 1
15.27.14	<b>74 P. BIESIEKIRSKI</b>	Not Actively Competing
15.27.56		RED FLAG
15.28.42	<b>74 P. BIESIEKIRSKI</b>	Medical Centre
15.30.46		End Of Session

Start End The results are provisional until the end of the time limit for protests and appeals  
24/03/2024 15:15 15:30 and the completion of the technical checks.

These data/results cannot be reproduced, stored and/or transmitted in whole or in part by any manner of electronic, mechanical, photocopying, recording, broadcasting or otherwise now known or herein after developed without the previous express consent by the copyright owner, except for reproduction in daily press and regular printed publications on sale to the public within 60 days of the event related to those data/results and always provided that copyright symbol appears together as follows below.

© DORNA WSBK ORGANIZATION Srl 2024

**Pirelli Catalunya Round, 22-24 March 2024**  
**Best Sectors & Speed Race 2 - Red Flag**

RESULTS		LL	Int.
1	<b>99</b> A. HUERTAS	Ducati Panigale V2	6 13.2
2	<b>94</b> L. MAHIAS	Yamaha YZF R6	6 13.2
3	<b>23</b> M. SCHROETTER	MV Agusta F3 800 RR	6 13.2
4	<b>55</b> Y. MONTELLA	Ducati Panigale V2	6 13.2
5	<b>62</b> S. MANZI	Yamaha YZF R6	6 13.2
6	<b>53</b> V. DEBISE	Yamaha YZF R6	6 13.2
7	<b>61</b> C. ONCU	Kawasaki ZX-6R	6 13.2
8	<b>9</b> J. NAVARRO	Triumph Street Triple RS 765	6 13.2
9	<b>69</b> T. BOOTH-AMOS	Triumph Street Triple RS 765	6 13
10	<b>54</b> B. SOFUOGLU	MV Agusta F3 800 RR	6 13
11	<b>66</b> N. TUULI	Ducati Panigale V2	6 13
12	<b>17</b> J. MCPHEE	Triumph Street Triple RS 765	6 13
13	<b>71</b> T. EDWARDS	Ducati Panigale V2	6 13
14	<b>5</b> N. ANTONELLI	Ducati Panigale V2	6 13
15	<b>64</b> F. CARICASULO	MV Agusta F3 800 RR	6 13
16	<b>7</b> L. BALDASSARRI	Ducati Panigale V2	6 13
17	<b>28</b> G. VAN STRAALEN	Yamaha YZF R6	6 13
18	<b>72</b> Y. RUIZ	Yamaha YZF R6	6 13
19	<b>22</b> F. FULIGNI	Ducati Panigale V2	6 13
20	<b>48</b> L. DALLA PORTA	Yamaha YZF R6	6 13
21	<b>40</b> S. CORSI	Ducati Panigale V2	6 13
22	<b>19</b> G. GIANNINI	Kawasaki ZX-6R	6 13
23	<b>32</b> O. BAYLISS	Ducati Panigale V2	6 13
24	<b>51</b> A. SARMOON	Yamaha YZF R6	6 13
25	<b>25</b> M. BRENNER	Kawasaki ZX-6R	6 13
26	<b>27</b> K. TOBA	Honda CBR600RR	6 13
27	<b>78</b> H. OKUBO	Kawasaki ZX-6R	6 13
28	<b>50</b> D. VOSTATEK	Triumph Street Triple RS 765	6 13
29	<b>68</b> L. POWER	MV Agusta F3 800 RR	6 13
30	<b>39</b> K. KEANKUM	Yamaha YZF R6	6 13
31	<b>15</b> E. MCMANUS	Ducati Panigale V2	6 13
32	<b>89</b> K. BIN PAWI	Honda CBR600RR	6 13
33	<b>3</b> R. DE ROSA	QJMOTOR SRK 800 RR	6 13
RET	<b>74</b> P. BIESIEKIRSKI	Ducati Panigale V2	5

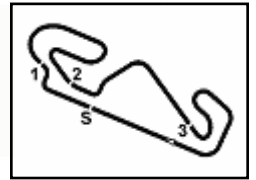
SPEED		
1	<b>32</b> O. BAYLISS	Ducati Panigale V2 286,5
2	<b>62</b> S. MANZI	Yamaha YZF R6 286,5
3	<b>17</b> J. MCPHEE	Triumph Street Triple RS 765 285,7
4	<b>72</b> Y. RUIZ	Yamaha YZF R6 284,2
5	<b>51</b> A. SARMOON	Yamaha YZF R6 284,2
6	<b>74</b> P. BIESIEKIRSKI	Ducati Panigale V2 283,5
7	<b>54</b> B. SOFUOGLU	MV Agusta F3 800 RR 283,5
8	<b>53</b> V. DEBISE	Yamaha YZF R6 283,5
9	<b>50</b> D. VOSTATEK	Triumph Street Triple RS 765 283,5
10	<b>40</b> S. CORSI	Ducati Panigale V2 282,7
11	<b>22</b> F. FULIGNI	Ducati Panigale V2 282,0
12	<b>7</b> L. BALDASSARRI	Ducati Panigale V2 282,0
13	<b>64</b> F. CARICASULO	MV Agusta F3 800 RR 282,0
14	<b>69</b> T. BOOTH-AMOS	Triumph Street Triple RS 765 280,5
15	<b>99</b> A. HUERTAS	Ducati Panigale V2 280,5
16	<b>94</b> L. MAHIAS	Yamaha YZF R6 280,5
17	<b>28</b> G. VAN STRAALEN	Yamaha YZF R6 280,5
18	<b>55</b> Y. MONTELLA	Ducati Panigale V2 279,8
19	<b>5</b> N. ANTONELLI	Ducati Panigale V2 279,8
20	<b>27</b> K. TOBA	Honda CBR600RR 279,8
21	<b>25</b> M. BRENNER	Kawasaki ZX-6R 278,4
22	<b>68</b> L. POWER	MV Agusta F3 800 RR 278,4
23	<b>19</b> G. GIANNINI	Kawasaki ZX-6R 278,4
24	<b>61</b> C. ONCU	Kawasaki ZX-6R 278,4
25	<b>23</b> M. SCHROETTER	MV Agusta F3 800 RR 277,6
26	<b>71</b> T. EDWARDS	Ducati Panigale V2 277,6
27	<b>48</b> L. DALLA PORTA	Yamaha YZF R6 277,6
28	<b>9</b> J. NAVARRO	Triumph Street Triple RS 765 277,6
29	<b>66</b> N. TUULI	Ducati Panigale V2 276,9
30	<b>78</b> H. OKUBO	Kawasaki ZX-6R 276,2
31	<b>15</b> E. MCMANUS	Ducati Panigale V2 273,4
32	<b>39</b> K. KEANKUM	Yamaha YZF R6 272,0
33	<b>3</b> R. DE ROSA	QJMOTOR SRK 800 RR 269,3
34	<b>89</b> K. BIN PAWI	Honda CBR600RR 268,7

SEG. 1		SEG. 2		SEG. 3		SEG. 4		
1	<b>99</b> A. HUERTAS	17.978	1	<b>23</b> M. SCHROETTER	32.873	1	<b>94</b> L. MAHIAS	31.921
2	<b>55</b> Y. MONTELLA	18.023	2	<b>55</b> Y. MONTELLA	32.897	2	<b>23</b> M. SCHROETTER	31.998
3	<b>61</b> C. ONCU	18.070	3	<b>99</b> A. HUERTAS	32.940	3	<b>61</b> C. ONCU	32.024
4	<b>62</b> S. MANZI	18.075	4	<b>9</b> J. NAVARRO	32.940	4	<b>9</b> J. NAVARRO	32.051
5	<b>74</b> P. BIESIEKIRSKI	18.148	5	<b>61</b> C. ONCU	32.956	5	<b>17</b> J. MCPHEE	32.055
6	<b>23</b> M. SCHROETTER	18.155	6	<b>94</b> L. MAHIAS	33.028	6	<b>99</b> A. HUERTAS	32.099
7	<b>94</b> L. MAHIAS	18.158	7	<b>17</b> J. MCPHEE	33.036	7	<b>55</b> Y. MONTELLA	32.116
8	<b>53</b> V. DEBISE	18.186	8	<b>53</b> V. DEBISE	33.043	8	<b>53</b> V. DEBISE	32.131
9	<b>69</b> T. BOOTH-AMOS	18.195	9	<b>62</b> S. MANZI	33.063	9	<b>62</b> S. MANZI	32.143
10	<b>28</b> G. VAN STRAALEN	18.209	10	<b>64</b> F. CARICASULO	33.070	10	<b>64</b> F. CARICASULO	32.157
11	<b>71</b> T. EDWARDS	18.242	11	<b>69</b> T. BOOTH-AMOS	33.077	11	<b>69</b> T. BOOTH-AMOS	32.159
12	<b>17</b> J. MCPHEE	18.284	12	<b>66</b> N. TUULI	33.078	12	<b>54</b> B. SOFUOGLU	32.175
13	<b>66</b> N. TUULI	18.289	13	<b>54</b> B. SOFUOGLU	33.084	13	<b>28</b> G. VAN STRAALEN	32.218
14	<b>72</b> Y. RUIZ	18.309	14	<b>71</b> T. EDWARDS	33.128	14	<b>72</b> Y. RUIZ	32.348
15	<b>9</b> J. NAVARRO	18.309	15	<b>7</b> L. BALDASSARRI	33.197	15	<b>48</b> L. DALLA PORTA	32.360
16	<b>54</b> B. SOFUOGLU	18.309	16	<b>28</b> G. VAN STRAALEN	33.258	16	<b>71</b> T. EDWARDS	32.374
17	<b>48</b> L. DALLA PORTA	18.309	17	<b>5</b> N. ANTONELLI	33.268	17	<b>27</b> K. TOBA	32.386
18	<b>50</b> D. VOSTATEK	18.315	18	<b>48</b> L. DALLA PORTA	33.310	18	<b>22</b> F. FULIGNI	32.387
19	<b>22</b> F. FULIGNI	18.333	19	<b>72</b> Y. RUIZ	33.333	19	<b>66</b> N. TUULI	32.411
20	<b>51</b> A. SARMOON	18.338	20	<b>22</b> F. FULIGNI	33.351	20	<b>74</b> P. BIESIEKIRSKI	32.427
21	<b>64</b> F. CARICASULO	18.346	21	<b>74</b> P. BIESIEKIRSKI	33.371	21	<b>51</b> A. SARMOON	32.447
22	<b>40</b> S. CORSI	18.368	22	<b>32</b> O. BAYLISS	33.400	22	<b>5</b> N. ANTONELLI	32.447
23	<b>7</b> L. BALDASSARRI	18.382	23	<b>78</b> H. OKUBO	33.411	23	<b>50</b> D. VOSTATEK	32.459
24	<b>25</b> M. BRENNER	18.404	24	<b>19</b> G. GIANNINI	33.415	24	<b>19</b> G. GIANNINI	32.460
25	<b>27</b> K. TOBA	18.413	25	<b>50</b> D. VOSTATEK	33.419	25	<b>40</b> S. CORSI	32.525
26	<b>19</b> G. GIANNINI	18.429	26	<b>25</b> M. BRENNER	33.432	26	<b>7</b> L. BALDASSARRI	32.530
27	<b>5</b> N. ANTONELLI	18.432	27	<b>27</b> K. TOBA	33.489	27	<b>78</b> H. OKUBO	32.548
28	<b>78</b> H. OKUBO	18.434	28	<b>51</b> A. SARMOON	33.498	28	<b>32</b> O. BAYLISS	32.549
29	<b>39</b> K. KEANKUM	18.540	29	<b>68</b> L. POWER	33.504	29	<b>25</b> M. BRENNER	32.665
30	<b>68</b> L. POWER	18.553	30	<b>40</b> S. CORSI	33.519	30	<b>68</b> L. POWER	32.745
31	<b>32</b> O. BAYLISS	18.570	31	<b>15</b> E. MCMANUS	33.674	31	<b>89</b> K. BIN PAWI	32.768
32	<b>89</b> K. BIN PAWI	18.663	32	<b>89</b> K. BIN PAWI	33.706	32	<b>3</b> R. DE ROSA	32.869
33	<b>15</b> E. MCMANUS	18.680	33	<b>3</b> R. DE ROSA	33.762	33	<b>39</b> K. KEANKUM	32.936
34	<b>3</b> R. DE ROSA	18.716	34	<b>39</b> K. KEANKUM	33.936	34	<b>15</b> E. MCMANUS	33.127

24/03/2024

These data/results cannot be reproduced, stored and/or transmitted in whole or in part by any manner of electronic, mechanical, photocopying, recording, broadcasting or otherwise now known or herein after developed without the previous express consent by the copyright owner, except for reproduction in daily press and regular printed publications on sale to the public within 60 days of the event related to those data/results and always provided that copyright symbol appears together as follows below.

© DORNA WSBK ORGANIZATION Srl 2024



Circuit de Barcelona 4.657 m

**Pirelli Catalunya Round, 22-24 March 2024**  
**Lap Chart Race 2 - Red Flag**

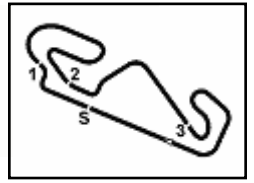
	Lap					
	1	2	3	4	5	6
1	99	61	99	99	99	99
2	55	94	94	94	94	94
3	61	99	61	23	23	23
4	94	23	23	61	61	61
5	53	55	62	55	55	55
6	62	62	55	62	62	62
7	23	53	53	53	53	53
8	69	69	69	9	9	9
9	71	9	9	69	69	69
10	9	71	71	66	66	54
11	5	66	66	71	54	66
12	66	5	5	17	17	17
13	22	17	54	54	71	71
14	17	7	17	5	5	5
15	7	54	7	7	7	7
16	25	22	22	28	28	64
17	54	25	28	64	64	28
18	32	28	64	72	72	72
19	28	64	72	22	22	22
20	64	72	25	74	74	48
21	40	40	74	48	48	40
22	72	32	40	25	25	19
23	74	74	48	40	40	51
24	48	19	32	19	19	32
25	19	48	19	32	51	25
26	27	27	27	51	32	27
27	78	51	51	27	27	78
28	51	78	50	50	50	50
29	68	50	78	78	78	68
30	50	68	68	68	68	39
31	39	39	89	89	89	89
32	89	89	39	39	39	15
33	15	15	15	15	15	3
34	3	3	3	3	3	

24/03/2024

These data/results cannot be reproduced, stored and/or transmitted in whole or in part by any manner of electronic, mechanical, photocopying, recording, broadcasting or otherwise now known or herein after developed without the previous express consent by the copyright owner, except for reproduction in daily press and regular printed publications on sale to the public within 60 days of the event related to those data/results and always provided that copyright symbol appears together as follows below.

© DORNA WSBK ORGANIZATION Srl 2024





**Pirelli Catalunya Round, 22-24 March 2024**  
**Lap Chart Race 2 - Red Flag**

Lap 1	
1	99 A.Huertas 1'47.853
2	55 Y.Montella 0.115
3	61 C.Oncu 0.226
4	94 L.Mahias 0.323
5	53 V.Debise 0.650
6	62 S.Manzi 0.752
7	23 M.Schroetter 0.978
8	69 T.Booth-Amos 1.244
9	71 T.Edwards 1.708
10	9 J.Navarro 1.831
11	5 N.Antonelli 2.318
12	66 N.Tuuli 2.559
13	22 F.Fulgini 2.696
14	17 J.McPhee 2.806
15	7 L.Baldassarri 2.809
16	25 M.Brenner 3.346
17	54 B.Sofuoglu 3.381
18	32 O.Bayliss 3.729
19	28 G.van Straalen 3.798
20	64 F.Caricasulo 4.157
21	40 S.Corsi 4.168
22	72 Y.Ruiz 4.262
23	74 P.Biesiekirski 4.598
24	48 L.Dalla Porta 4.871
25	19 G.Giannini 5.007
26	27 K.Toba 5.164
27	78 H.Okubo 5.396
28	51 A.Sarmoon 5.500
29	68 L.Power 5.720
30	50 O.Vostatek 5.822
31	39 K.Keankum 6.239
32	89 K.Bin Pawi 6.411
33	15 E.McManus 6.870
34	3 R.De Rosa 7.581

1	99 A.Huertas 5'18.619
2	94 L.Mahias 0.060
3	61 C.Oncu 0.445
4	23 M.Schroetter 0.531
5	62 S.Manzi 1.482
6	55 Y.Montella 1.545
7	53 V.Debise 1.683
8	69 T.Booth-Amos 1.884
9	9 J.Navarro 1.980
10	71 T.Edwards 3.158
11	66 N.Tuuli 3.608
12	5 N.Antonelli 3.832
13	54 B.Sofuoglu 3.887
14	17 J.McPhee 3.969
15	7 L.Baldassarri 4.692
16	22 F.Fulgini 5.301
17	28 G.van Straalen 5.400
18	64 F.Caricasulo 5.685
19	72 Y.Ruiz 6.284
20	25 M.Brenner 6.674
21	74 P.Biesiekirski 6.745
22	40 S.Corsi 7.292
23	48 L.Dalla Porta 7.329
24	32 O.Bayliss 7.470
25	19 G.Giannini 7.664
26	27 K.Toba 7.879
27	51 A.Sarmoon 7.919
28	50 O.Vostatek 8.303
29	78 H.Okubo 8.695
30	68 L.Power 11.086
31	89 K.Bin Pawi 11.331
32	39 K.Keankum 11.783
33	15 E.McManus 12.659
34	3 R.De Rosa 12.879

2	94 L.Mahias 0.118
3	23 M.Schroetter 0.734
4	61 C.Oncu 0.935
5	55 Y.Montella 1.375
6	62 S.Manzi 1.793
7	53 V.Debise 1.950
8	9 J.Navarro 2.890
9	69 T.Booth-Amos 3.576
10	66 N.Tuuli 5.478
11	54 B.Sofuoglu 5.520
12	17 J.McPhee 5.841
13	71 T.Edwards 6.245
14	5 N.Antonelli 7.107
15	7 L.Baldassarri 7.207
16	28 G.van Straalen 7.411
17	64 F.Caricasulo 7.542
18	72 Y.Ruiz 8.342
19	22 F.Fulgini 8.562
20	74 P.Biesiekirski 9.605
21	48 L.Dalla Porta 9.659
22	25 M.Brenner 10.775
23	40 S.Corsi 10.980
24	19 G.Giannini 11.033
25	51 A.Sarmoon 11.196
26	32 O.Bayliss 11.332
27	27 K.Toba 11.505
28	50 O.Vostatek 11.634
29	78 H.Okubo 11.845
30	68 L.Power 15.600
31	89 K.Bin Pawi 16.899
32	39 K.Keankum 17.155
33	15 E.McManus 18.642
34	3 R.De Rosa 18.749

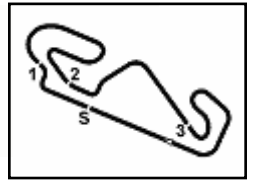
Lap 2	
1	61 C.Oncu 3'33.403
2	94 L.Mahias 0.081
3	99 A.Huertas 0.315
4	23 M.Schroetter 0.638
5	55 Y.Montella 1.070
6	62 S.Manzi 1.212
7	53 V.Debise 1.260
8	69 T.Booth-Amos 1.424
9	9 J.Navarro 1.661
10	71 T.Edwards 2.195
11	66 N.Tuuli 2.843
12	5 N.Antonelli 2.982
13	17 J.McPhee 3.030
14	7 L.Baldassarri 3.459
15	54 B.Sofuoglu 3.506
16	22 F.Fulgini 4.220
17	25 M.Brenner 4.873
18	28 G.van Straalen 4.937
19	64 F.Caricasulo 4.973
20	72 Y.Ruiz 5.152
21	40 S.Corsi 5.521
22	32 O.Bayliss 5.673
23	74 P.Biesiekirski 5.765
24	19 G.Giannini 6.089
25	48 L.Dalla Porta 6.133
26	27 K.Toba 6.367
27	51 A.Sarmoon 6.451
28	78 H.Okubo 6.945
29	50 O.Vostatek 7.088
30	68 L.Power 8.827
31	39 K.Keankum 8.892
32	89 K.Bin Pawi 8.962
33	15 E.McManus 9.628
34	3 R.De Rosa 10.105

Lap 4	
1	99 A.Huertas 7'03.708
2	94 L.Mahias 0.109
3	23 M.Schroetter 0.521
4	61 C.Oncu 0.787
5	55 Y.Montella 1.331
6	62 S.Manzi 1.694
7	53 V.Debise 1.923
8	9 J.Navarro 2.535
9	69 T.Booth-Amos 2.739
10	66 N.Tuuli 4.644
11	71 T.Edwards 4.835
12	17 J.McPhee 4.949
13	54 B.Sofuoglu 5.035
14	5 N.Antonelli 5.548
15	7 L.Baldassarri 5.838
16	28 G.van Straalen 6.507
17	64 F.Caricasulo 7.055
18	72 Y.Ruiz 7.292
19	22 F.Fulgini 7.431
20	74 P.Biesiekirski 8.241
21	48 L.Dalla Porta 8.550
22	25 M.Brenner 8.927
23	40 S.Corsi 9.118
24	19 G.Giannini 9.160
25	32 O.Bayliss 9.390
26	51 A.Sarmoon 9.479
27	27 K.Toba 9.698
28	50 O.Vostatek 9.971
29	78 H.Okubo 10.253
30	68 L.Power 13.423
31	89 K.Bin Pawi 13.945
32	39 K.Keankum 14.454
33	15 E.McManus 15.900
34	3 R.De Rosa 16.015

Lap 6	
1	99 A.Huertas 10'33.999
2	94 L.Mahias 0.112
3	23 M.Schroetter 0.982
4	61 C.Oncu 1.282
5	55 Y.Montella 1.375
6	62 S.Manzi 1.747
7	53 V.Debise 2.022
8	9 J.Navarro 3.459
9	69 T.Booth-Amos 4.217
10	54 B.Sofuoglu 6.072
11	66 N.Tuuli 6.313
12	17 J.McPhee 6.462
13	71 T.Edwards 6.927
14	5 N.Antonelli 8.063
15	7 L.Baldassarri 8.616
16	64 F.Caricasulo 8.637
17	28 G.van Straalen 8.873
18	72 Y.Ruiz 9.476
19	22 F.Fulgini 9.809
20	48 L.Dalla Porta 10.411
21	40 S.Corsi 12.276
22	19 G.Giannini 12.636
23	51 A.Sarmoon 12.839
24	32 O.Bayliss 13.158
25	25 M.Brenner 13.436
26	27 K.Toba 13.555
27	78 H.Okubo 13.693
28	50 O.Vostatek 13.798
29	68 L.Power 17.484
30	39 K.Keankum 21.108
31	89 K.Bin Pawi 21.249
32	15 E.McManus 21.565
33	3 R.De Rosa 21.746

Lap 3	
1	99 A.Huertas 8'48.819

24/03/2024  
These data/results cannot be reproduced, stored and/or transmitted in whole or in part by any manner of electronic, mechanical, photocopying, recording, broadcasting or otherwise now known or herein after developed without the previous express consent by the copyright owner, except for reproduction in daily press and regular printed publications on sale to the public within 60 days of the event related to those data/results and always provided that copyright symbol appears together as follows below.  
© DORNA WSBK ORGANIZATION Srl 2024



**Pirelli Catalunya Round, 22-24 March 2024**  
**Lap Chart Race 2 - Red Flag**

**Race Pace Comparison**

	<b>69 Boo</b>	<b>54 Sof</b>	<b>66 Tuu</b>	<b>17 McP</b>	<b>71 Edw</b>	<b>5 Ant</b>	<b>64 Car</b>	<b>7 Bal</b>	<b>28 van</b>	<b>72 Rui</b>	<b>22 Ful</b>	<b>48 Dal</b>	<b>40 Cor</b>	<b>19 Gia</b>
1	1'49.097	1'51.234	1'50.412	1'50.659	1'49.561	1'50.171	1'52.010	1'50.662	1'51.651	1'52.115	1'50.549	1'52.724	1'52.021	1'52.860
2	1'45.730	1'45.675	<b>1'45.834</b>	<b>1'45.774</b>	1'46.037	1'46.214	1'46.366	<b>1'46.200</b>	1'46.689	1'46.440	1'47.074	1'46.812	1'46.903	1'46.632
3	<b>1'45.676</b>	1'45.597	1'45.981	1'46.155	1'46.179	<b>1'46.066</b>	1'45.928	1'46.449	<b>1'45.679</b>	1'46.348	1'46.297	1'46.412	1'46.987	1'46.791
4	1'45.944	1'46.237	1'46.125	1'46.069	1'46.766	1'46.805	1'46.459	1'46.235	1'46.196	<b>1'46.097</b>	1'47.219	1'46.310	1'46.915	<b>1'46.585</b>
5	1'45.948	<b>1'45.596</b>	1'45.945	1'46.003	1'46.521	1'46.670	<b>1'45.598</b>	1'46.480	1'46.015	1'46.161	<b>1'46.242</b>	1'46.220	1'46.973	1'46.984
6	1'45.821	1'45.732	1'46.015	1'45.801	<b>1'45.862</b>	1'46.136	1'46.275	1'46.589	1'46.642	1'46.314	1'46.427	<b>1'45.932</b>	<b>1'46.476</b>	1'46.783

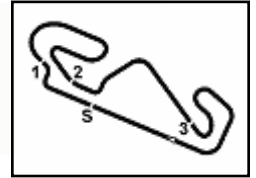
	<b>99 Hue</b>	<b>94 Mah</b>	<b>23 Sch</b>	<b>32 Bay</b>	<b>51 Sar</b>	<b>25 Bre</b>	<b>27 Tob</b>	<b>78 Oku</b>	<b>50 Vos</b>	<b>68 Pow</b>	<b>39 Kea</b>	<b>15 McM</b>	<b>89 Bin</b>	<b>3 DeR</b>
1	1'47.853	1'48.176	1'48.831	1'51.582	1'53.353	1'51.199	1'53.017	1'53.249	1'53.675	1'53.573	1'54.092	1'54.723	1'54.264	1'55.434
2	1'45.865	1'45.308	1'45.210	3'39.076	<b>1'46.501</b>	1'47.077	1'46.753	1'47.099	1'46.816	1'48.657	1'48.203	1'48.308	1'48.101	1'48.074
3	<b>1'44.901</b>	1'45.195	1'45.109	5'26.089	5'26.538	1'47.017	<b>1'46.728</b>	1'46.966	<b>1'46.431</b>	1'47.475	1'48.107	1'48.247	<b>1'47.585</b>	1'47.990
4	1'45.089	1'45.138	<b>1'45.079</b>	7'13.098	7'13.187	1'47.342	1'46.908	<b>1'46.647</b>	1'46.757	1'47.426	<b>1'47.760</b>	1'48.330	1'47.703	1'48.225
5	1'45.111	<b>1'45.120</b>	1'45.324	9'00.151	9'00.015	<b>1'46.959</b>	1'46.918	1'46.703	1'46.774	1'47.288	1'47.812	<b>1'47.853</b>	1'48.065	<b>1'47.845</b>
6	1'45.180	1'45.174	1'45.428	10'47.157	10'46.838	1'47.841	1'47.230	1'47.028	1'47.344	<b>1'47.064</b>	1'49.133	1'48.103	1'49.530	1'48.177

	<b>55 Mon</b>	<b>62 Man</b>	<b>53 Deb</b>	<b>61 Onc</b>	<b>9 Nav</b>	<b>74 Bie</b>
1	1'47.968	1'48.605	1'48.503	1'48.079	1'49.684	1'52.451
2	1'46.505	1'46.010	1'46.160	1'45.324	<b>1'45.380</b>	1'46.717
3	1'45.691	1'45.486	1'45.639	1'45.661	1'45.535	<b>1'46.196</b>
4	<b>1'44.875</b>	1'45.301	1'45.329	1'45.431	1'45.644	1'46.585
5	1'45.155	1'45.210	<b>1'45.138</b>	<b>1'45.259</b>	1'45.466	1'46.475
6	1'45.180	<b>1'45.134</b>	1'45.252	1'45.527	1'45.749	

24/03/2024

These data/results cannot be reproduced, stored and/or transmitted in whole or in part by any manner of electronic, mechanical, photocopying, recording, broadcasting or otherwise now known or herein after developed without the previous express consent by the copyright owner, except for reproduction in daily press and regular printed publications on sale to the public within 60 days of the event related to those data/results and always provided that copyright symbol appears together as follows below.

© DORNA WSBK ORGANIZATION Srl 2024



Circuit de Barcelona 4.657 m

**Pirelli Catalunya Round, 22-24 March 2024**  
**Chronological Analysis Race 2 - Red Flag**

Start at 15:15'39.967

1 / 3

1° 99 A. HUERTAS [1'44.901]								7° 61 C. ONCU [1'45.259]							
Lap	Seg1	Seg2	Seg3	Seg4	Lap Time	km/h	Local Time	Lap	Seg1	Seg2	Seg3	Seg4	Lap Time	km/h	Local Time
1		33.353	21.820	32.214	1'47.853	233,3	15:17'27.820	1		33.147	21.953	32.070	1'48.079	240,5	15:17'28.046
2	18.807	<b>32.940</b>	21.935	32.183	1'45.865	272,0	15:19'13.685	2	18.235	<b>32.956</b>	21.906	32.227	1'45.324	277,6	15:19'13.370
3	<b>17.978</b>	33.063	<b>21.644</b>	32.216	<b>1'44.901</b>	<b>280,5</b>	15:20'58.586	3	18.679	33.096	21.845	32.041	1'45.661	264,7	15:20'59.031
4	18.170	33.064	21.756	<b>32.099</b>	1'45.089	272,7	15:22'43.675	4	18.459	33.124	21.824	<b>32.024</b>	1'45.431	270,7	15:22'44.462
5	18.139	33.091	21.662	32.219	1'45.111	272,0	15:24'28.786	5	18.236	33.150	<b>21.808</b>	32.065	<b>1'45.259</b>	276,9	15:24'29.721
6	18.189	33.163	21.651	32.177	1'45.180	272,0	15:26'13.966	6	<b>18.070</b>	33.177	21.987	32.293	1'45.527	<b>278,4</b>	15:26'15.248
7	18.159	33.100	21.723			270,7		7	18.509	33.505	22.004			272,7	
Last Passing Point I3.2 at 15:27'51.363								Last Passing Point I3.2 at 15:27'54.069							

2° 94 L. MAHIAS [1'45.120]								8° 9 J. NAVARRO [1'45.380]							
Lap	Seg1	Seg2	Seg3	Seg4	Lap Time	km/h	Local Time	Lap	Seg1	Seg2	Seg3	Seg4	Lap Time	km/h	Local Time
1		33.403	21.847	32.029	1'48.176	228,8	15:17'28.143	1		33.645	21.987	32.336	1'49.684	236,8	15:17'29.651
2	18.278	<b>33.028</b>	21.876	32.126	1'45.308	<b>280,5</b>	15:19'13.451	2	18.396	33.063	<b>21.870</b>	<b>32.051</b>	<b>1'45.380</b>	275,5	15:19'15.031
3	18.391	33.061	21.763	31.980	1'45.195	265,4	15:20'58.646	3	<b>18.309</b>	33.120	21.972	32.134	1'45.535	272,0	15:21'00.566
4	18.245	33.219	21.723	31.951	1'45.138	275,5	15:22'43.784	4	18.339	33.046	22.031	32.228	1'45.644	<b>277,6</b>	15:22'46.210
5	<b>18.158</b>	33.235	<b>21.674</b>	32.053	<b>1'45.120</b>	273,4	15:24'28.904	5	18.361	<b>32.940</b>	21.874	32.291	1'45.466	265,4	15:24'31.676
6	18.204	33.262	21.787	<b>31.921</b>	1'45.174	274,1	15:26'14.078	6	18.413	33.097	21.916	32.323	1'45.749	266,0	15:26'17.425
7	18.236	33.219	21.726			272,7		7	18.547	33.218	22.040			265,4	
Last Passing Point I3.2 at 15:27'51.539								Last Passing Point I3.2 at 15:27'55.818							

3° 23 M. SCHROETTER [1'45.079]								9° 69 T. BOOTH-AMOS [1'45.676]							
Lap	Seg1	Seg2	Seg3	Seg4	Lap Time	km/h	Local Time	Lap	Seg1	Seg2	Seg3	Seg4	Lap Time	km/h	Local Time
1		33.391	21.975	32.159	1'48.831	235,3	15:17'28.798	1		33.438	21.953	<b>32.159</b>	1'49.097	239,5	15:17'29.064
2	18.297	<b>32.873</b>	21.957	32.083	1'45.210	276,2	15:19'14.008	2	18.337	33.151	21.971	32.271	1'45.730	274,8	15:19'14.794
3	18.289	33.018	21.804	<b>31.998</b>	1'45.109	<b>277,6</b>	15:20'59.117	3	18.307	33.160	21.963	32.246	<b>1'45.676</b>	<b>280,5</b>	15:21'00.470
4	<b>18.155</b>	32.985	21.787	32.152	<b>1'45.079</b>	273,4	15:22'44.196	4	<b>18.195</b>	33.140	22.292	32.317	1'45.944	274,8	15:22'46.414
5	18.256	33.078	<b>21.740</b>	32.250	1'45.324	271,4	15:24'29.520	5	18.330	<b>33.077</b>	21.958	32.583	1'45.948	271,4	15:24'32.362
6	18.397	33.090	21.803	32.138	1'45.428	270,7	15:26'14.948	6	18.369	33.164	21.964	32.324	1'45.821	270,7	15:26'18.183
7	18.266	33.097	21.898			270,0		7	18.530	33.105	<b>21.919</b>			270,0	
Last Passing Point I3.2 at 15:27'52.708								Last Passing Point I3 at 15:27'31.737							

4° 55 V. MONTELLA [1'44.875]								10° 54 B. SOFUOGLU [1'45.596]							
Lap	Seg1	Seg2	Seg3	Seg4	Lap Time	km/h	Local Time	Lap	Seg1	Seg2	Seg3	Seg4	Lap Time	km/h	Local Time
1		32.996	22.057	32.230	1'47.968	236,3	15:17'27.935	1		34.192	22.267	32.575	1'51.234	247,1	15:17'31.201
2	18.614	33.674	21.852	32.365	1'46.505	276,2	15:19'14.440	2	18.329	33.238	21.933	<b>32.175</b>	1'45.675	279,1	15:19'16.876
3	18.364	33.132	21.914	32.281	1'45.691	<b>279,8</b>	15:21'00.131	3	18.331	33.161	21.871	32.234	1'45.597	279,8	15:21'02.473
4	<b>18.023</b>	<b>32.897</b>	<b>21.768</b>	32.187	<b>1'44.875</b>	275,5	15:22'45.006	4	18.577	33.204	21.951	32.505	1'46.237	<b>283,5</b>	15:22'48.710
5	18.240	32.961	21.838	<b>32.116</b>	1'45.155	274,8	15:24'30.161	5	18.354	<b>33.084</b>	<b>21.729</b>	32.429	<b>1'45.596</b>	277,6	15:24'34.306
6	18.149	33.031	21.868	32.132	1'45.180	276,2	15:26'15.341	6	<b>18.309</b>	33.120	21.955	32.348	1'45.732	272,7	15:26'20.038
7	18.167	33.004	21.914			277,6		7	18.377	33.108	21.828			271,4	
Last Passing Point I3.2 at 15:27'52.966								Last Passing Point I3 at 15:27'33.351							

5° 62 S. MANZI [1'45.134]								11° 66 N. TUULI [1'45.834]							
Lap	Seg1	Seg2	Seg3	Seg4	Lap Time	km/h	Local Time	Lap	Seg1	Seg2	Seg3	Seg4	Lap Time	km/h	Local Time
1		33.468	21.830	<b>32.143</b>	1'48.605	236,3	15:17'28.572	1		34.043	22.111	32.461	1'50.412	245,5	15:17'30.379
2	18.214	33.128	22.140	32.528	1'46.010	279,1	15:19'14.582	2	18.397	<b>33.078</b>	<b>21.857</b>	32.502	<b>1'45.834</b>	<b>276,9</b>	15:19'16.213
3	18.080	33.161	21.947	32.298	1'45.486	<b>286,5</b>	15:21'00.068	3	<b>18.289</b>	33.222	21.891	32.579	1'45.981	272,7	15:21'02.194
4	18.232	33.101	21.808	32.160	1'45.301	277,6	15:22'45.369	4	18.334	33.314	21.995	32.482	1'46.125	271,4	15:22'48.319
5	18.178	33.073	<b>21.771</b>	32.188	1'45.210	274,8	15:24'30.579	5	18.384	33.181	21.915	32.465	1'45.945	267,3	15:24'34.264
6	<b>18.075</b>	<b>33.063</b>	21.793	32.203	<b>1'45.134</b>	276,2	15:26'15.713	6	18.470	33.168	21.966	<b>32.411</b>	1'46.015	<b>276,9</b>	15:26'20.279
7	18.256	33.187	21.836			276,2		7	18.290	33.158	21.914			274,8	
Last Passing Point I3.2 at 15:27'53.435								Last Passing Point I3 at 15:27'33.641							

6° 53 V. DEBISE [1'45.138]								12° 17 J. MCPHEE [1'45.774]							
Lap	Seg1	Seg2	Seg3	Seg4	Lap Time	km/h	Local Time	Lap	Seg1	Seg2	Seg3	Seg4	Lap Time	km/h	Local Time
1		33.294	21.931	32.158	1'48.503	235,8	15:17'28.470	1		34.072	22.308	32.366	1'50.659	234,8	15:17'30.626
2	18.491	33.474	21.891	32.304	1'46.160	274,8	15:19'14.630	2	18.419	<b>33.036</b>	22.009	32.310	<b>1'45.774</b>	284,2	15:19'16.400
3	18.344	33.100	21.959	32.236	1'45.639	<b>283,5</b>	15:21'00.269	3	18.700	33.466	21.934	<b>32.055</b>	1'46.155	275,5	15:21'02.555
4	18.211	33.138	21.836	32.144	1'45.329	281,3	15:22'45.598	4	18.358	33.158	22.015	32.538	1'46.069	<b>285,7</b>	15:22'48.624
5	18.202	<b>33.043</b>	21.762	<b>32.131</b>	<b>1'45.138</b>	274,1	15:24'30.736	5	<b>18.284</b>	33.442	<b>21.899</b>	32.378	1'46.003	275,5	15:24'34.627
6	<b>18.186</b>	33.136	<b>21.759</b>	32.171	1'45.252	279,1	15:26'15.988	6	18.353	33.162	21.927	32.359	1'45.801	273,4	15:26'20.428
7	18.237	33.195	21.844			276,2		7	18.408	33.193	21.962			276,9	
Last Passing Point I3.2 at 15:27'53.652								Last Passing Point I3 at 15:27'33.991							

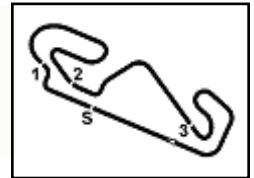
24/03/2024 P = Pits In/Out - C = Lap Time Cancelled

These data/results cannot be reproduced, stored and/or transmitted in whole or in part by any manner of electronic, mechanical, photocopying, recording, broadcasting or otherwise now known or herein after developed without the previous express consent by the copyright owner, except for reproduction in daily press and regular printed publications on sale to the public within 60 days of the event related to those data/results and always provided that copyright symbol appears together as follows below.

© DORNA WSBK ORGANIZATION Srl 2024







**Pirelli Catalunya Round, 22-24 March 2024**  
**Chronological Analysis Race 2 - Red Flag**

Circuit de Barcelona 4.657 m

Start at 15:15'39.967

2 / 3

13° 71 T. EDWARDS [1'45.862]								19° 22 F. FULIGNI [1'46.242]							
Lap	Seg1	Seg2	Seg3	Seg4	Lap Time	km/h	Local Time	Lap	Seg1	Seg2	Seg3	Seg4	Lap Time	km/h	Local Time
1		33.685	22.069	<b>32.374</b>	1'49.561	241,1	15:17'29.528	1		34.015	22.082	32.759	1'50.549	242,2	15:17'30.516
2	18.614	<b>33.128</b>	21.900	32.395	1'46.037	276,2	15:19'15.565	2	18.733	33.754	22.193	32.394	1'47.074	<b>282,0</b>	15:19'17.590
3	18.481	33.234	<b>21.850</b>	32.614	1'46.179	274,8	15:21'01.744	3	18.421	<b>33.351</b>	22.138	<b>32.387</b>	1'46.297	274,1	15:21'03.887
4	18.545	33.580	22.113	32.528	1'46.766	272,0	15:22'48.510	4	18.855	33.483	<b>21.957</b>	32.924	1'47.219	270,7	15:22'51.106
5	18.689	33.299	21.961	32.572	1'46.521	274,8	15:24'35.031	5	18.405	33.385	22.042	32.410	<b>1'46.242</b>	277,6	15:24'37.348
6	<b>18.242</b>	33.251	21.883	32.486	<b>1'45.862</b>	<b>277,6</b>	15:26'20.893	6	<b>18.333</b>	33.515	22.001	32.578	1'46.427	280,5	15:26'23.775
7	18.455	33.451	21.958		276,9			7	18.390	33.431	22.006		276,9		

Last Passing Point I3 at 15:27'34.757

Last Passing Point I3 at 15:27'37.602

14° 5 N. ANTONELLI [1'46.066]								20° 48 L. DALLA PORTA [1'45.932]							
Lap	Seg1	Seg2	Seg3	Seg4	Lap Time	km/h	Local Time	Lap	Seg1	Seg2	Seg3	Seg4	Lap Time	km/h	Local Time
1		33.994	22.073	32.567	1'50.171	240,0	15:17'30.138	1		34.637	22.961	32.592	1'52.724	245,5	15:17'32.691
2	18.467	33.340	21.946	32.461	1'46.214	273,4	15:19'16.352	2	18.452	33.716	22.284	<b>32.360</b>	1'46.812	276,9	15:19'19.503
3	18.449	<b>33.268</b>	<b>21.816</b>	32.533	<b>1'46.066</b>	271,4	15:21'02.418	3	18.317	<b>33.310</b>	22.287	32.498	1'46.412	<b>277,6</b>	15:21'05.915
4	18.833	33.429	21.961	32.582	1'46.805	<b>279,8</b>	15:22'49.223	4	18.622	33.428	21.896	32.364	1'46.310	270,0	15:22'52.225
5	18.529	33.613	21.930	32.598	1'46.670	270,0	15:24'35.893	5	18.443	33.441	21.913	32.423	1'46.220	273,4	15:24'38.445
6	18.498	33.292	21.899	<b>32.447</b>	1'46.136	<b>272,7</b>	15:26'22.029	6	<b>18.309</b>	33.381	<b>21.870</b>	32.372	<b>1'45.932</b>	276,9	15:26'24.377
7	<b>18.432</b>	33.370	21.916		270,7			7	18.450	33.467	21.954		272,7		

Last Passing Point I3 at 15:27'35.747

Last Passing Point I3 at 15:27'38.248

15° 64 F. CARICASULO [1'45.598]								21° 40 S. CORSI [1'46.476]							
Lap	Seg1	Seg2	Seg3	Seg4	Lap Time	km/h	Local Time	Lap	Seg1	Seg2	Seg3	Seg4	Lap Time	km/h	Local Time
1		34.655	22.254	32.756	1'52.010	243,2	15:17'31.977	1		34.474	22.243	32.917	1'52.021	244,3	15:17'31.988
2	18.904	33.118	21.951	32.393	1'46.366	280,5	15:19'18.343	2	18.509	33.708	22.090	32.596	1'46.903	<b>282,7</b>	15:19'18.891
3	18.518	33.340	21.825	32.245	1'45.928	279,8	15:21'04.271	3	18.673	33.643	22.146	<b>32.525</b>	1'46.987	274,1	15:21'05.878
4	18.374	<b>33.070</b>	<b>21.709</b>	33.306	1'46.459	279,8	15:22'50.730	4	18.557	33.751	22.072	32.535	1'46.915	272,7	15:22'52.793
5	18.370	33.188	21.883	<b>32.157</b>	<b>1'45.598</b>	274,8	15:24'36.328	5	18.572	33.679	22.104	32.618	1'46.973	279,1	15:24'39.766
6	<b>18.346</b>	33.513	21.803	32.613	1'46.275	<b>282,0</b>	15:26'22.603	6	<b>18.368</b>	<b>33.519</b>	<b>21.998</b>	32.591	<b>1'46.476</b>	275,5	15:26'26.242
7	18.639	33.299	21.824		274,1			7	18.578	33.587	22.040		266,0		

Last Passing Point I3 at 15:27'36.365

Last Passing Point I3 at 15:27'40.447

16° 7 L. BALDASSARRI [1'46.200]								22° 19 G. GIANNINI [1'46.585]							
Lap	Seg1	Seg2	Seg3	Seg4	Lap Time	km/h	Local Time	Lap	Seg1	Seg2	Seg3	Seg4	Lap Time	km/h	Local Time
1		34.078	22.174	32.552	1'50.662	247,1	15:17'30.629	1		34.740	22.696	32.561	1'52.860	243,8	15:17'32.827
2	18.541	<b>33.197</b>	<b>21.880</b>	32.582	<b>1'46.200</b>	<b>282,0</b>	15:19'16.829	2	<b>18.429</b>	33.492	22.251	<b>32.460</b>	1'46.632	276,9	15:19'19.459
3	18.422	33.472	21.947	32.608	1'46.449	277,6	15:21'03.278	3	18.473	33.504	<b>22.081</b>	32.733	1'46.791	<b>278,4</b>	15:21'06.250
4	18.410	33.292	21.957	32.576	1'46.235	274,8	15:22'49.513	4	18.493	<b>33.415</b>	22.129	32.548	<b>1'46.585</b>	276,9	15:22'52.835
5	<b>18.382</b>	33.545	22.023	<b>32.530</b>	1'46.480	274,1	15:24'35.993	5	18.639	33.485	22.247	32.613	1'46.984	277,6	15:24'39.819
6	18.623	33.468	21.884	32.614	1'46.589	273,4	15:26'22.582	6	18.452	33.701	22.094	32.536	1'46.783	274,8	15:26'26.602
7	18.491	33.596	22.015		269,3			7	18.674	33.669	22.208		269,3		

Last Passing Point I3 at 15:27'36.684

Last Passing Point I3 at 15:27'41.153

17° 28 G. VAN STRAALEN [1'45.679]								23° 51 A. SARMOON [1'46.501]							
Lap	Seg1	Seg2	Seg3	Seg4	Lap Time	km/h	Local Time	Lap	Seg1	Seg2	Seg3	Seg4	Lap Time	km/h	Local Time
1		34.662	22.096	32.494	1'51.651	244,9	15:17'31.618	1		34.934	22.892	33.064	1'53.353	245,5	15:17'31.549
2	18.298	33.617	22.137	32.637	1'46.689	<b>280,5</b>	15:19'18.307	2	<b>18.338</b>	<b>33.498</b>	22.195	32.470	<b>1'46.501</b>	<b>284,2</b>	15:19'19.821
3	<b>18.209</b>	33.405	<b>21.847</b>	<b>32.218</b>	<b>1'45.679</b>	277,6	15:21'03.986	3	18.427	33.528	<b>22.097</b>	32.632	1'46.684	280,5	15:21'06.505
4	18.244	<b>33.258</b>	21.918	32.776	1'46.196	276,2	15:22'50.182	4	18.461	33.595	22.146	<b>32.447</b>	1'46.649	282,0	15:22'53.154
5	18.398	33.356	21.887	32.374	1'46.015	270,7	15:24'36.197	5	18.394	33.589	22.223	32.622	1'46.828	282,0	15:24'39.982
6	18.584	33.751	21.963	32.344	1'46.642	273,4	15:26'22.839	6	18.642	33.572	22.124	32.485	1'46.823	282,0	15:26'26.805
7	18.571	33.527	22.025		276,9			7	18.702	33.587	22.281		276,2		

Last Passing Point I3 at 15:27'36.962

Last Passing Point I3 at 15:27'41.375

18° 72 Y. RUIZ [1'46.097]								24° 32 O. BAYLISS [1'47.006]							
Lap	Seg1	Seg2	Seg3	Seg4	Lap Time	km/h	Local Time	Lap	Seg1	Seg2	Seg3	Seg4	Lap Time	km/h	Local Time
1		34.435	22.474	32.599	1'52.115	249,4	15:17'32.082	1		34.176	22.374	32.943	1'51.582	244,9	15:17'31.549
2	<b>18.309</b>	33.351	22.142	32.638	1'46.440	<b>284,2</b>	15:19'18.522	2	19.155	33.614	<b>22.072</b>	32.653	1'47.494	274,1	15:19'19.043
3	18.432	33.528	<b>21.921</b>	32.467	1'46.348	281,3	15:21'04.870	3	18.662	33.674	22.128	<b>32.549</b>	1'47.013	282,0	15:21'06.056
4	18.406	33.398	21.945	<b>32.348</b>	<b>1'46.097</b>	271,4	15:22'50.967	4	18.892	<b>33.400</b>	22.159	32.558	1'47.009	279,1	15:22'53.065
5	18.343	<b>33.333</b>	21.980	32.505	1'46.161	275,5	15:24'37.128	5	<b>18.570</b>	33.608	22.225	32.650	1'47.053	279,1	15:24'40.118
6	18.363	33.438	21.984	32.529	1'46.314	271,4	15:26'23.442	6	18.588	33.717	22.139	32.562	<b>1'47.006</b>	<b>286,5</b>	15:26'27.124
7	18.389	33.407	21.950		274,1			7	18.646	33.473	22.132		274,8		

Last Passing Point I3 at 15:27'37.188

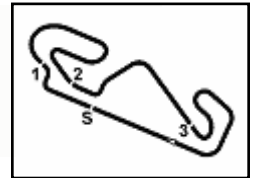
Last Passing Point I3 at 15:27'41.375

24/03/2024 P = Pits In/Out - C = Lap Time Cancelled

These data/results cannot be reproduced, stored and/or transmitted in whole or in part by any manner of electronic, mechanical, photocopying, recording, broadcasting or otherwise now known or herein after developed without the previous express consent by the copyright owner, except for reproduction in daily press and regular printed publications on sale to the public within 60 days of the event related to those data/results and always provided that copyright symbol appears together as follows below.

© DORNA WSBK ORGANIZATION Srl 2024





**Pirelli Catalunya Round, 22-24 March 2024**  
**Chronological Analysis Race 2 - Red Flag**

Start at 15:15'39.967

3 / 3

25° 25 M. BRENNER [1'46.959]								31° 15 E. MCMANUS [1'47.853]							
Lap	Seg1	Seg2	Seg3	Seg4	Lap Time	km/h	Local Time	Lap	Seg1	Seg2	Seg3	Seg4	Lap Time	km/h	Local Time
1		34.154	22.301	32.691	1'51.199	243,2	15:17'31.166	1		35.338	22.842	33.306	1'54.723	250,6	15:17'34.690
2	18.609	33.625	22.178	<b>32.665</b>	1'47.077	<b>278,4</b>	15:19'18.243	2	18.844	33.755	22.542	33.167	1'48.308	266,0	15:19'22.998
3	18.532	<b>33.432</b>	<b>22.176</b>	32.877	1'47.017	276,2	15:21'05.260	3	18.687	33.907	22.526	<b>33.127</b>	1'48.247	<b>273,4</b>	15:21'11.245
4	<b>18.404</b>	33.578	22.199	33.161	1'47.342	275,5	15:22'52.602	4	18.929	33.676	22.488	33.237	1'48.330	268,0	15:22'59.575
5	18.480	33.492	22.180	32.807	<b>1'46.959</b>	274,8	15:24'39.561	5	<b>18.680</b>	<b>33.674</b>	22.363	33.136	<b>1'47.853</b>	266,7	15:24'47.428
6	18.976	33.853	22.191	32.821	1'47.841	<b>272,0</b>	15:26'27.402	6	18.689	33.895	22.379	33.140	1'48.103	264,7	15:26'35.531
7	18.699	33.709	22.248			<b>278,4</b>		7	18.881	34.009	<b>22.290</b>			272,0	

Last Passing Point I3 at 15:27'42.058

Last Passing Point I3 at 15:27'50.711

26° 27 K. TOBA [1'46.728]								32° 89 K. BIN PAWI [1'47.585]							
Lap	Seg1	Seg2	Seg3	Seg4	Lap Time	km/h	Local Time	Lap	Seg1	Seg2	Seg3	Seg4	Lap Time	km/h	Local Time
1		34.400	22.646	33.075	1'53.017	247,1	15:17'32.984	1		35.116	22.652	33.229	1'54.264	242,2	15:17'34.231
2	18.434	33.624	22.309	<b>32.386</b>	1'46.753	<b>279,8</b>	15:19'19.737	2	18.731	34.027	22.539	32.804	1'48.101	<b>268,7</b>	15:19'22.332
3	18.426	<b>33.489</b>	<b>22.138</b>	32.675	<b>1'46.728</b>	277,6	15:21'06.465	3	<b>18.663</b>	<b>33.706</b>	22.448	<b>32.768</b>	<b>1'47.585</b>	268,0	15:21'09.917
4	18.616	33.629	22.201	32.462	1'46.908	<b>279,8</b>	15:22'53.373	4	18.734	33.796	22.405	<b>32.768</b>	1'47.703	266,7	15:22'57.620
5	<b>18.413</b>	33.692	22.151	32.662	1'46.918	273,4	15:24'40.291	5	18.769	33.945	22.429	32.922	1'48.065	264,1	15:24'45.685
6	18.547	33.817	<b>22.138</b>	32.728	1'47.230	276,9	15:26'27.521	6	19.585	34.529	<b>22.403</b>	33.013	1'49.530	262,8	15:26'35.215
7	18.843	33.555	22.159			276,9		7	18.941	34.103	22.515			262,8	

Last Passing Point I3 at 15:27'42.078

Last Passing Point I3 at 15:27'50.774

27° 78 H. OKUBO [1'46.647]								33° 3 R. DE ROSA [1'47.845]							
Lap	Seg1	Seg2	Seg3	Seg4	Lap Time	km/h	Local Time	Lap	Seg1	Seg2	Seg3	Seg4	Lap Time	km/h	Local Time
1		34.767	22.807	32.968	1'53.249	246,0	15:17'33.216	1		36.005	22.900	33.037	1'55.434	239,5	15:17'35.401
2	18.583	33.529	22.400	32.587	1'47.099	275,5	15:19'20.315	2	18.984	<b>33.762</b>	22.457	32.871	1'48.074	257,8	15:19'23.475
3	18.590	33.741	<b>22.072</b>	32.563	1'46.966	274,8	15:21'07.281	3	<b>18.716</b>	33.768	22.519	32.987	1'47.990	262,8	15:21'11.465
4	18.510	<b>33.411</b>	22.178	<b>32.548</b>	<b>1'46.647</b>	273,4	15:22'53.928	4	18.936	33.785	22.451	33.053	1'48.225	262,8	15:22'59.690
5	18.468	33.493	22.147	32.595	1'46.703	273,4	15:24'40.631	5	18.775	33.810	<b>22.391</b>	<b>32.869</b>	<b>1'47.845</b>	264,7	15:24'47.535
6	<b>18.434</b>	33.666	22.274	32.654	1'47.028	<b>276,2</b>	15:26'27.659	6	18.804	33.873	22.464	33.036	1'48.177	<b>269,3</b>	15:26'35.712
7	18.782	33.584	22.223			274,8		7	18.935	34.935	22.523			265,4	

Last Passing Point I3 at 15:27'42.248

Last Passing Point I3 at 15:27'52.105

28° 50 O. VOSTATEK [1'46.431]								RET 74 P. BIESIEKIRSKI [1'46.196]							
Lap	Seg1	Seg2	Seg3	Seg4	Lap Time	km/h	Local Time	Lap	Seg1	Seg2	Seg3	Seg4	Lap Time	km/h	Local Time
1		34.881	23.042	32.990	1'53.675	241,1	15:17'33.642	1		34.764	22.791	32.616	1'52.451	238,4	15:17'32.418
2	18.404	<b>33.419</b>	22.449	32.544	1'46.816	<b>283,5</b>	15:19'20.458	2	18.617	33.524	22.113	32.463	1'46.717	279,8	15:19'19.135
3	<b>18.315</b>	33.650	<b>22.007</b>	<b>32.459</b>	<b>1'46.431</b>	281,3	15:21'06.889	3	<b>18.148</b>	<b>33.371</b>	<b>22.006</b>	32.671	<b>1'46.196</b>	<b>283,5</b>	15:21'05.331
4	18.418	33.625	22.211	32.503	1'46.757	271,4	15:22'53.646	4	18.474	33.514	22.170	<b>32.427</b>	1'46.585	275,5	15:22'51.916
5	18.385	33.698	22.069	32.622	1'46.774	273,4	15:24'40.420	5	18.462	33.381	22.020	32.612	1'46.475	274,1	15:24'38.391
6	18.486	33.989	22.278	32.591	1'47.344	282,0	15:26'27.764	6						276,9	
7	18.901	33.546	22.213			279,1									

Last Passing Point I3 at 15:27'42.424

Last Passing Point SPD at 15:24'46.079

29° 68 L. POWER [1'47.064]							
Lap	Seg1	Seg2	Seg3	Seg4	Lap Time	km/h	Local Time
1		34.678	22.568	33.130	1'53.573	248,3	15:17'33.540
2	18.874	34.473	22.216	33.094	1'48.657	<b>278,4</b>	15:19'22.197
3	18.654	33.599	22.359	32.863	1'47.475	270,7	15:21'09.672
4	18.609	<b>33.504</b>	22.403	32.910	1'47.426	269,3	15:22'57.098
5	18.671	33.552	22.320	<b>32.745</b>	1'47.288	267,3	15:24'44.386
6	<b>18.553</b>	33.596	<b>22.125</b>	32.790	<b>1'47.064</b>	268,0	15:26'31.450
7	18.606	33.520	22.239			267,3	

Last Passing Point I3 at 15:27'45.815

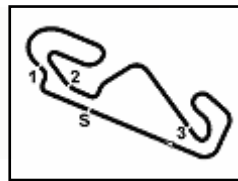
30° 39 K. KEANKUM [1'47.760]							
Lap	Seg1	Seg2	Seg3	Seg4	Lap Time	km/h	Local Time
1		35.149	22.667	33.186	1'54.092	250,0	15:17'34.059
2	18.601	33.954	22.226	33.422	1'48.203	271,4	15:19'22.262
3	18.952	33.980	22.239	<b>32.936</b>	1'48.107	267,3	15:21'10.369
4	18.587	33.974	<b>22.197</b>	33.002	<b>1'47.760</b>	270,0	15:22'58.129
5	<b>18.540</b>	<b>33.936</b>	22.332	33.004	1'47.812	268,0	15:24'45.941
6	19.262	34.334	22.321	33.216	1'49.133	<b>272,0</b>	15:26'35.074
7	18.846	34.139	22.245			265,4	

Last Passing Point I3 at 15:27'50.304

24/03/2024 P = Pits In/Out - C = Lap Time Cancelled

These data/results cannot be reproduced, stored and/or transmitted in whole or in part by any manner of electronic, mechanical, photocopying, recording, broadcasting or otherwise now known or herein after developed without the previous express consent by the copyright owner, except for reproduction in daily press and regular printed publications on sale to the public within 60 days of the event related to those data/results and always provided that copyright symbol appears together as follows below.

© DORNA WSBK ORGANIZATION Srl 2024



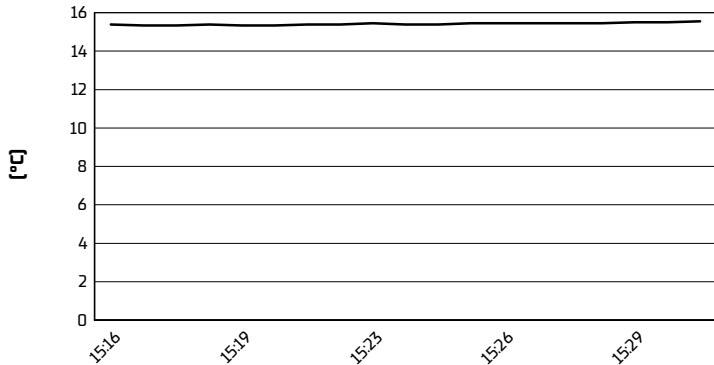
Circuit de Barcelona 4.657 m

**Pirelli Catalunya Round, 22-24 March 2024**

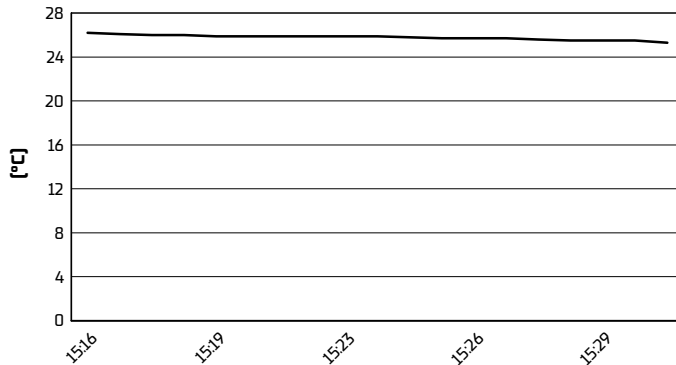
**Weather Report Race 2 - Red Flag**

Session started 15:16 - Session ended 15:30

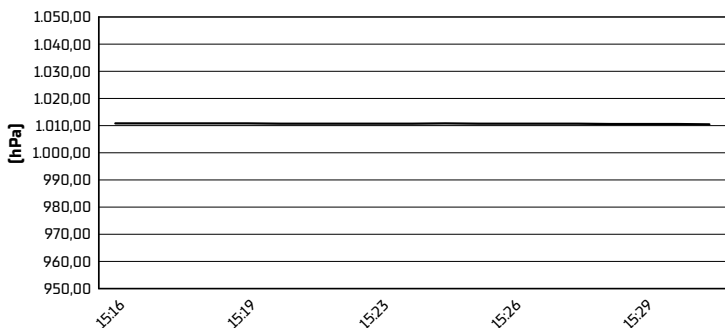
**Air Temperature**



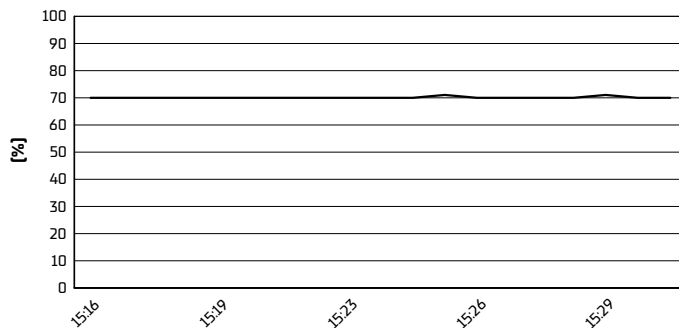
**Track Temperature**



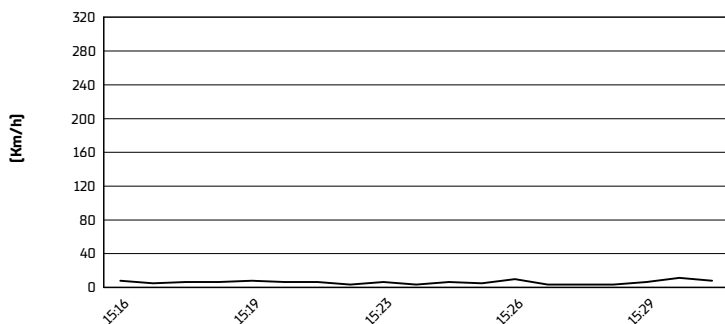
**Air Pressure**



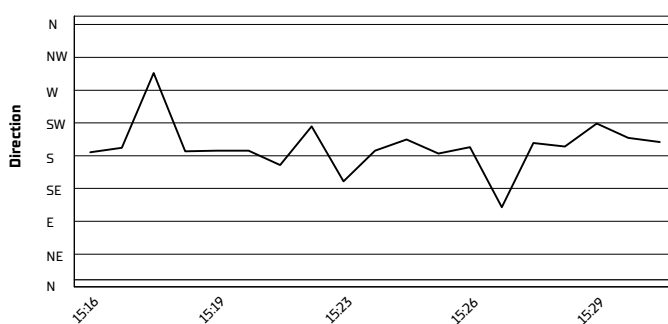
**Humidity**



**Wind Speed**



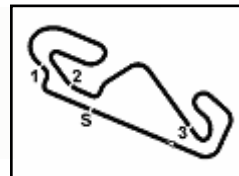
**Wind Direction**



24/03/2024

These data/results cannot be reproduced, stored and/or transmitted in whole or in part by any manner of electronic, mechanical, photocopying, recording, broadcasting or otherwise now known or herein after developed without the previous express consent by the copyright owner, except for reproduction in daily press and regular printed publications on sale to the public within 60 days of the event related to those data/results and always provided that copyright symbol appears together as follows below.

© DORNA WSBK ORGANIZATION Srl 2024



**Pirelli Catalunya Round, 22-24 March 2024**  
**Starting Grid - Race 2 ReStart (6 Laps x 4,657 km = 27,942 km)**

Circuit de Barcelona 4.657 m

1	1	<b>99 HUERTAS A.</b> Ducati	2	<b>94 MAHIAS L.</b> Yamaha	3	<b>23 SCHROETTER M.</b> MV Agusta
2	4	<b>55 MONTELLA Y.</b> Ducati	5	<b>62 MANZI S.</b> Yamaha	6	<b>53 DEBISE V.</b> Yamaha
3	7	<b>61 ONCU C.</b> Kawasaki	8	<b>9 NAVARRO J.</b> Triumph	9	<b>69 BOOTH-AMOS T.</b> Triumph
4	10	<b>54 SOFUOGLU B.</b> MV Agusta	11	<b>66 TUULI N.</b> Ducati	12	<b>17 MCPHEE J.</b> Triumph
5	13	<b>71 EDWARDS T.</b> Ducati	14	<b>5 ANTONELLI N.</b> Ducati	15	<b>64 CARICASULO F.</b> MV Agusta
6	16	<b>7 BALDASSARRI L.</b> Ducati	17	<b>28 VAN STRAALEN G.</b> Yamaha	18	<b>72 RUIZ Y.</b> Yamaha
7	19	<b>22 FULIGNI F.</b> Ducati	20	<b>48 DALLA PORTA L.</b> Yamaha	21	<b>40 CORSI S.</b> Ducati
8	22	<b>19 GIANNINI G.</b> Kawasaki	23	<b>51 SARMOON A.</b> Yamaha	24	<b>32 BAYLISS O.</b> Ducati
9	25	<b>25 BRENNER M.</b> Kawasaki	26	<b>27 TOBA K.</b> Honda	27	<b>78 OKUBO H.</b> Kawasaki
10	28	<b>50 VOSTATEK O.</b> Triumph	29	<b>68 POWER L.</b> MV Agusta	30	<b>39 KEANKUM K.</b> Yamaha
11	31	<b>15 MCMANUS E.</b> Ducati	32	<b>89 BIN PAWI K.</b> Honda	33	<b>3 DE ROSA R.</b> QJMOTOR

24/03/2024 The Race Director .....

These data/results cannot be reproduced, stored and/or transmitted in whole or in part by any manner of electronic, mechanical, photocopying, recording, broadcasting or otherwise now known or herein after developed without the previous express consent by the copyright owner, except for reproduction in daily press and regular printed publications on sale to the public within 60 days of the event related to those data/results and always provided that copyright symbol appears together as follows below. © DORNA WSBK ORGANIZATION Srl 2024