

Pirelli Catalunya Round, 22-24 March 2024
Results Race 2

Laps 6 = 27,942 Km - Time of Race 10'32.356 - Avg. 159,074 km/h

Pos	Grid	No. Rider	Nat	Team	Bike	Class	LL	Gap	Rel.	Fastest Lap	Speed	Qualifying	Speed
1	5	62 S. MANZI	ITA	Pata Yamaha Ten Kate Racing	Yamaha YZF R6		6			1'44.917	277,6	1'44.530	282,7
2	3	23 M. SCHROETTER	GER	MV Agusta Reparto Corse	MV Agusta F3 800 RR		6	0.086	0.086	1'44.688	279,8	1'44.828	280,5
3	2	94 L. MAHIAS	FRA	GMT94 Yamaha	Yamaha YZF R6		6	0.201	0.115	1'44.581	280,5	1'44.806	270,0
4	4	55 Y. MONTELLA	ITA	Barni Spark Racing Team	Ducati Panigale V2		6	0.681	0.480	1'44.744	276,9	1'44.831	279,1
5	6	53 V. DEBISE	FRA	Evan Bros. WorldSSP Yamaha Team	Yamaha YZF R6		6	0.714	0.033	1'44.878	282,0	1'44.869	276,2
6	10	54 B. SOFUOGLU	TUR	MV Agusta Reparto Corse	MV Agusta F3 800 RR		6	1.279	0.565	1'44.792	282,0	1'45.935	278,4
7	8	9 J. NAVARRO	ESP	WRP-RT Motorsport by SKM-Triumph	Triumph Street Triple RS 765		6	1.483	0.204	1'44.693	279,8	1'45.352	270,0
8	15	64 F. CARICASULO	ITA	Motozoo ME AIR Racing	MV Agusta F3 800 RR		6	3.225	1.742	1'44.816	279,1	1'45.378	272,7
9	7	61 C. ONCU	TUR	Kawasaki Puccetti Racing	Kawasaki ZX-6R		6	3.229	0.004	1'44.771	278,4	1'44.471	272,0
10	17	28 G. VAN STRAALEN	NED	Pata Yamaha Ten Kate Racing	Yamaha YZF R6		6	4.708	1.479	1'45.160	275,5	1'45.963	274,1
11	24	32 O. BAYLISS	AUS	D34G Racing WorldSSP Team	Ducati Panigale V2		6	8.786	4.078	1'45.505	282,7	1'45.702	278,4
12	13	71 T. EDWARDS	AUS	D34G Racing WorldSSP Team	Ducati Panigale V2	*	6	8.852	0.066	1'45.920	282,7	1'45.569	279,1
13	18	72 Y. RUIZ	ESP	VFT Racing Yamaha	Yamaha YZF R6		6	8.908	0.056	1'45.495	277,6	1'46.880	273,4
14	20	48 L. DALLA PORTA	ITA	Altogo Racing Team	Yamaha YZF R6		6	9.095	0.187	1'45.845	280,5	1'46.105	272,7
15	9	69 T. BOOTH-AMOS	GBR	PTR Triumph	Triumph Street Triple RS 765		6	9.538	0.443	1'45.830	278,4	1'45.419	274,8
16	16	7 L. BALDASSARRI	ITA	Orelac Racing Verdatura	Ducati Panigale V2		6	9.655	0.117	1'45.792	276,2	1'45.766	276,2
17	12	17 J. MCPHEE	GBR	WRP-RT Motorsport by SKM-Triumph	Triumph Street Triple RS 765		6	9.709	0.054	1'45.514	279,1	1'45.434	281,3
18	14	5 N. ANTONELLI	ITA	Ecosantagata Althea Racing Team	Ducati Panigale V2		6	10.082	0.373	1'45.902	281,3	1'45.281	277,6
19	21	40 S. CORSI	ITA	Renzi Corse	Ducati Panigale V2	*	6	11.520	1.438	1'46.423	281,3	1'46.290	275,5
20	29	68 L. POWER	AUS	Motozoo ME AIR Racing	MV Agusta F3 800 RR	*	6	11.600	0.080	1'45.775	282,0	1'47.093	276,9
21	22	19 G. GIANNINI	ITA	Team ProDina Kawasaki	Kawasaki ZX-6R	*	6	11.644	0.044	1'45.936	278,4	1'46.855	276,9
22	23	51 A. SARMOON	THA	Yamaha Thailand Racing Team	Yamaha YZF R6		6	11.684	0.040	1'45.905	284,2	1'46.250	279,1
23	27	78 H. OKUBO	JPN	Vince64 Racing Team by Puccetti	Kawasaki ZX-6R		6	11.879	0.195	1'46.307	282,7	1'46.424	274,8
24	19	22 F. FULIGNI	ITA	Orelac Racing Verdatura	Ducati Panigale V2	*	6	12.338	0.459	1'45.671	275,5	1'45.640	273,4
25	26	27 K. TOBA	JPN	PETRONAS MIE Racing Honda	Honda CBR600RR		6	12.737	0.399	1'46.065	278,4	1'46.429	277,6
26	28	50 O. VOSTATEK	CZE	PTR Triumph	Triumph Street Triple RS 765		6	15.093	2.356	1'46.212	275,5	1'46.322	279,1
27	25	25 M. BRENNER	SUI	VIAMO Racing by MTM	Kawasaki ZX-6R		6	16.095	1.002	1'46.754	282,0	1'45.662	273,4
28	31	15 E. MCMANUS	IRL	Rokit Haslam Racing	Ducati Panigale V2		6	18.747	2.652	1'47.053	276,9	1'48.025	270,7
29	32	89 K. BIN PAWI	MAS	PETRONAS MIE Racing Honda	Honda CBR600RR		6	18.927	0.180	1'47.257	270,7	1'46.880	272,0
30	30	39 K. KEANKUM	THA	Yamaha Thailand Racing Team	Yamaha YZF R6		6	19.212	0.285	1'47.325	274,1	1'47.898	275,5
31	33	3 R. DE ROSA	ITA	QJMOTOR Factory Racing	QJMOTOR SRK 800 RR	*	6	21.033	1.821	1'47.600	266,7	1'48.162	257,8
32	1	99 A. HUERTAS	ESP	Aruba.it Racing WorldSSP Team	Ducati Panigale V2		6	23.270	2.237	1'44.432	276,2	1'44.197	288,0
-----Not Classified-----													
NC	11	66 N. TUULI	FIN	EAB Racing Team	Ducati Panigale V2		6	1'05.495		1'45.750	281,3	1'45.685	273,4
RET		74 P. BIESIEKIRSKI	POL	Ecosantagata Althea Racing Team	Ducati Panigale V2		0					1'45.958	273,4

AIR	Humidity:	70%	Temp:	15°C
TRACK	Condition:	Dry	Temp:	24°C

Records	Pole [SP]	2022	D.Aegerter	1'43.983	161,230 Km/h
	Race [RC1]	2022	D.Aegerter	1'45.157	159,430 Km/h
	All Times [SP]	2022	D.Aegerter	1'43.983	161,230 Km/h
Race Fastest Lap	[New Record]	Lap 2	A.Huertas	1'44.432	160,537 Km/h

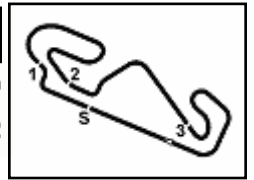
LAP LEADERS				
No. Rider	From	To	Laps	Total
55 Y. MONTELLA	1	1	1	
99 A. HUERTAS	2	2	1	1
94 L. MAHIAS	3	3	1	1
55 Y. MONTELLA	4	4	1	2
23 M. SCHROETTER	5	5	1	1
62 S. MANZI	6	6	1	1

TOTAL LEADER LAPS	
No. Rider	Laps
55 Y. MONTELLA	23
99 A. HUERTAS	19
62 S. MANZI	5
23 M. SCHROETTER	2
54 B. SOFUOGLU	1
94 L. MAHIAS	1

24/03/2024 15:45 15:59 The results are provisional until the end of the time limit for protests and appeals and the completion of the technical checks.

These data/results cannot be reproduced, stored and/or transmitted in whole or in part by any manner of electronic, mechanical, photocopying, recording, broadcasting or otherwise now known or herein after developed without the previous express consent by the copyright owner, except for reproduction in daily press and regular printed publications on sale to the public within 60 days of the event related to those data/results and always provided that copyright symbol appears together as follows below.

© DORNA WSBK ORGANIZATION Srl 2024



Pirelli Catalunya Round, 22-24 March 2024
Results Race 2

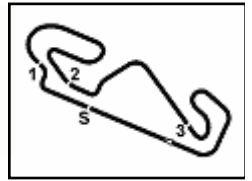
Race Highlights

Time	No. Rider	Description
15.40.00		Sighting Lap Started
15.41.00		Pit Lane Closed
15.43.20		Warm Up Lap Started
15.45.58		Start
15.47.29		No Jump Starts
15.51.26	66 N. TUULI	On the Gravel - Turn 11
15.51.37	66 N. TUULI	Re-joined
15.51.50	99 A. HUERTAS	Track Limits Warning
15.53.39	99 A. HUERTAS	Crashed - Re-Joined - Turn 1
15.57.16	66 N. TUULI	Entered Pits
15.57.41	66 N. TUULI	Not Classified
15.57.46		Podium Confirmed
15.57.51	66 N. TUULI	Not Classified for entering pit lane before chequered flag
15.59.33		Results confirmed
15.59.39		End Of Session

24/03/2024 Start End The results are provisional until the end of the time limit for protests and appeals and the completion of the technical checks.

These data/results cannot be reproduced, stored and/or transmitted in whole or in part by any manner of electronic, mechanical, photocopying, recording, broadcasting or otherwise now known or herein after developed without the previous express consent by the copyright owner, except for reproduction in daily press and regular printed publications on sale to the public within 60 days of the event related to those data/results and always provided that copyright symbol appears together as follows below.

© DORNA WSBK ORGANIZATION Srl 2024

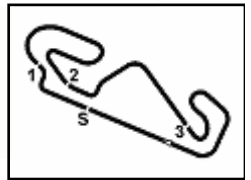


Pirelli Catalunya Round, 22-24 March 2024
Riders Standings

	Points	Points From First	Points From Previous	February 25 PHILLIP ISLAND	March 24 BARCELONA	April 21 ASSEN	June 16 MISANO	July 14 DONINGTON PARK	July 21 MOST	August 11 PORTIMAO	August 25 BALATON PARK	September 8 MAGNY-COURS	September 22 CREMONA CIRCUIT	September 29 ARAGON	October 20 JEREZ					
1 MONTELLA Yari (ITA)	76			25 25	13 13															
2 SCHROETTER Marcel (GER)	72	4		1 1	1 1															
3 MANZI Stefano (ITA)	65	11	7	20	20 25															
4 CARICASULO Federico (ITA)	44	32	21	13 13	10 8															
5 HUERTAS Adrian (ESP)	41	35	3	16	25															
6 SOFUOGLU Bahattin (TUR)	36	40	5	10 10	6 10															
7 DEBISE Valentin (FRA)	33	43	3	11	11 11															
8 MAHIAS Lucas (FRA)	32	44	1	7 9	16															
9 NAVARRO Jorge (ESP)	31	45	1	9 4	9 9															
10 BAYLISS Oliver (AUS)	22	54	9	11 6	5															
11 MCPHEE John (GBR)	20	56	2	8 8	4															
12 RUIZ Yeray (ESP)	18	58	2	5 5	5 3															
13 ONCU Can (TUR)	15	61	3		8 7															
14 VAN STRAALEN Glenn (NED)	8	68	7		2 6															
15 ANTONELLI Niccolo (ITA)	7	69	1		7															
16 BALDASSARRI Lorenzo (ITA)	7	69	0	7																
17 BOOTH-AMOS Thomas (GBR)	7	69	0	3	3 1															
18 TOPARIS Tom (AUS)	6	70	1	6																
19 SARMOON Anupab (THA)	5	71	1	4 1																
20 EDWARDS Tom (AUS)	4	72	1		4															
21 BRENNER Marcel (SUI)	3	73	1	3																
22 DALLA PORTA Lorenzo (ITA)	3	73	0		1 2															
23 TUULI Niki (FIN)	2	74	1	2																
24 VOSTATEK Ondrej (CZE)	2	74	0	2																
25 BIN PAWI Khairul Idham (MAS)	1	75	1	1																

24/03/2024 First Line: Championship Standings - Second Line: Ranking Progression
 These data/results cannot be reproduced, stored and/or transmitted in whole or in part by any manner of electronic, mechanical, photocopying, recording, broadcasting or otherwise now known or herein after developed without the previous express consent by the copyright owner, except for reproduction in daily press and regular printed publications on sale to the public within 60 days of the event related to those data/results and always provided that copyright symbol appears together as follows below.
 © DORNA WSBK ORGANIZATION Srl 2024





Pirelli Catalunya Round, 22-24 March 2024
Manufacturers Standings

Circuit de Barcelona 4.657 m

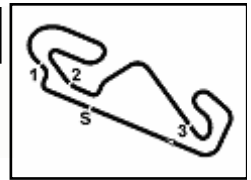
	Points	Points From First	Points From Previous	February 25	March 24	April 21	June 16	July 14	July 21	August 11	August 25	September 8	September 22	September 29	October 20			
				PHILLIP ISLAND	BARCELONA	ASSEN	MISANO	DONINGTON PARK	MOST	PORTIMAO	BALATON PARK	MAGNY-COURS	CREMONA CIRCUIT	ARAGON	JEREZ			
1	88			25 25 1 1	25 13 1 1													
2	76	12		20 11 2 3	20 25 3 2													
3	72	16	4	16 20 3 2	16 20 2 3													
4	35	53	37	9 8 4 4	9 9 4 4													
5	18	70	17	3 5 5 5	8 7 5 5													
6	1	87	17	1 6 6 6	6 6													

24/03/2024

First Line: Championship Standings - Second Line: Ranking Progression

These data/results cannot be reproduced, stored and/or transmitted in whole or in part by any manner of electronic, mechanical, photocopying, recording, broadcasting or otherwise now known or herein after developed without the previous express consent by the copyright owner, except for reproduction in daily press and regular printed publications on sale to the public within 60 days of the event related to those data/results and always provided that copyright symbol appears together as follows below.

© DORNA WSBK ORGANIZATION Srl 2024



Pirelli Catalunya Round, 22-24 March 2024
Teams Standings

Circuit de Barcelona 4.657 m

	February 25 PHILIP ISLAND	March 24 BARCELONA	April 21 ASSEN	June 16 MISANO	July 14 DONINGTON PARK	July 21 MOST	August 11 PORTIMAO	August 25 BALATON PARK	September 8 MAGNY-COURS	September 22 CREMONA CIRCUIT	September 29 ARAGON	October 20 JEREZ
1 MV Agusta Reparto Corse	108											
SCHROETTER Marcel	72	16	20	16	20							
SOFUOGLU Bahattin	36	10	10	6	10							
2 Barni Spark Racing Team	76 [-32]											
MONTELLA Yari	76	25	25	13	13							
3 Pata Yamaha Ten Kate Racing	73 [-35]											
MANZI Stefano	65	20		20	25							
VAN STRAALEN Glenn	8			2	6							
4 WRP-RT Motorsport by SKM-Triumph	51 [-57]											
NAVARRO Jorge	31	9	4	9	9							
MCPHEE John	20	8	8	4								
5 Motozoo ME AIR Racing	44 [-64]											
CARICASULO Federico	44	13	13	10	8							
6 Aruba.it Racing WorldSSP Team	41 [-67]											
HUERTAS Adrian	41		16	25								
7 Evan Bros. WorldSSP Yamaha Team	33 [-75]											
DEBISE Valentin	33		11	11	11							
8 GMT94 Yamaha	32 [-76]											
MAHIAS Lucas	32	7	9		16							
9 D34G Racing WorldSSP Team	26 [-82]											
BAYLISS Oliver	22	11	6		5							
EDWARDS Tom	4				4							
10 VFT Racing Yamaha	18 [-90]											
RUIZ Yeray	18	5	5	5	3							
11 Kawasaki Puccetti Racing	15 [-93]											
ONCU Can	15			8	7							
12 PTR Triumph	9 [-99]											
BOOTH-AMOS Thomas	7		3	3	1							
VOSTATEK Ondrej	2	2										
13 Orelac Racing Verdnatura	7 [-101]											
BALDASSARRI Lorenzo	7		7									
14 Ecosantagata Althea Racing Team	7 [-101]											
ANTONELLI Niccolo	7			7								
15 Stop & Seal Racing	6 [-102]											
TOPARIS Tom	6	6										
16 Yamaha Thailand Racing Team	5 [-103]											
SARMOON Anupab	5	4	1									
17 Altogo Racing Team	3 [-105]											
DALLA PORTA Lorenzo	3			1	2							
18 VIAMO Racing by MTM	3 [-105]											
BRENNER Marcel	3	3										
19 EAB Racing Team	2 [-106]											
TUULI Niki	2		2									
20 Petronas MIE Racing Honda	1 [-107]											
BIN PAWI Khairul Idham	1	1										

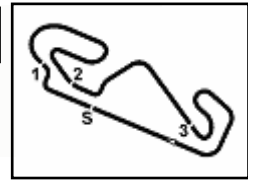
24/03/2024

These data/results cannot be reproduced, stored and/or transmitted in whole or in part by any manner of electronic, mechanical, photocopying, recording, broadcasting or otherwise now known or herein after developed without the previous express consent by the copyright owner, except for reproduction in daily press and regular printed publications on sale to the public within 60 days of the event related to those data/results and always provided that copyright symbol appears together as follows below.

© DORNA WSBK ORGANIZATION Srl 2024

FICR PERUGIA TIMING





Circuit de Barcelona 4.657 m

Pirelli Catalunya Round, 22–24 March 2024
Pirelli Best Lap Award

	Points	Points From First	Points From Previous	February 25 PHILLIP ISLAND	March 24 BARCELONA	April 21 ASSEN	June 16 MISANO	July 14 DONINGTON PARK	July 21 MDST	August 11 PORTIMAO	August 25 BALATON PARK	September 8 MAGNY-COURS	September 22 CREMONA CIRCUIT	September 29 ARAGON	October 20 JEREZ			
1 HUERTAS Adrian [ESP]	1				1													
2 NAVARRO Jorge [ESP]	1	0			1													
3 SCHROETTER Marcel [GER]	1	0	0	1														
4 MONTELLA Yari [ITA]	1	0	0	1														



Pirelli Catalunya Round, 22-24 March 2024
Best Sectors & Speed Race 2

RESULTS				
1	62	S. MANZI	Yamaha YZF R6	Laps 6
2	23	M. SCHROETTER	MV Agusta F3 800 RR	0.086
3	94	L. MAHIAS	Yamaha YZF R6	0.201
4	55	Y. MONTELLA	Ducati Panigale V2	0.681
5	53	V. DEBISE	Yamaha YZF R6	0.714
6	54	B. SOFUOGLU	MV Agusta F3 800 RR	1.279
7	9	J. NAVARRO	Triumph Street Triple RS 765	1.483
8	64	F. CARICASULO	MV Agusta F3 800 RR	3.225
9	61	C. ONCU	Kawasaki ZX-6R	3.229
10	28	G. VAN STRAALEN	Yamaha YZF R6	4.708
11	32	D. BAYLISS	Ducati Panigale V2	8.786
12	71	T. EDWARDS	Ducati Panigale V2	8.852
13	72	Y. RUIZ	Yamaha YZF R6	8.908
14	48	L. DALLA PORTA	Yamaha YZF R6	9.095
15	69	T. BOOTH-AMOS	Triumph Street Triple RS 765	9.538
16	7	L. BALDASSARRI	Ducati Panigale V2	9.655
17	17	J. MCPHEE	Triumph Street Triple RS 765	9.709
18	5	N. ANTONELLI	Ducati Panigale V2	10.082
19	40	S. CORSI	Ducati Panigale V2	11.520
20	68	L. POWER	MV Agusta F3 800 RR	11.600
21	19	G. GIANNINI	Kawasaki ZX-6R	11.644
22	51	A. SARMOON	Yamaha YZF R6	11.684
23	78	H. OKUBO	Kawasaki ZX-6R	11.879
24	22	F. FULIGNI	Ducati Panigale V2	12.338
25	27	K. TOBA	Honda CBR600RR	12.737
26	50	D. VOSTATEK	Triumph Street Triple RS 765	15.093
27	25	M. BRENNER	Kawasaki ZX-6R	16.095
28	15	E. MCMANUS	Ducati Panigale V2	18.747
29	89	K. BIN PAWI	Honda CBR600RR	18.927
30	39	K. KEANKUM	Yamaha YZF R6	19.212
31	3	R. DE ROSA	QJMOTOR SRK 800 RR	21.033
32	99	A. HUERTAS	Ducati Panigale V2	23.270
NC	66	N. TUULI	Ducati Panigale V2	1'05.495
RET	74	P. BIESIEKIRSKI	Ducati Panigale V2	

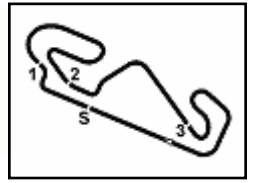
SPEED				
1	51	A. SARMOON	Yamaha YZF R6	284,2
2	78	H. OKUBO	Kawasaki ZX-6R	282,7
3	71	T. EDWARDS	Ducati Panigale V2	282,7
4	32	D. BAYLISS	Ducati Panigale V2	282,7
5	54	B. SOFUOGLU	MV Agusta F3 800 RR	282,0
6	53	V. DEBISE	Yamaha YZF R6	282,0
7	25	M. BRENNER	Kawasaki ZX-6R	282,0
8	68	L. POWER	MV Agusta F3 800 RR	282,0
9	40	S. CORSI	Ducati Panigale V2	281,3
10	5	N. ANTONELLI	Ducati Panigale V2	281,3
11	66	N. TUULI	Ducati Panigale V2	281,3
12	48	L. DALLA PORTA	Yamaha YZF R6	280,5
13	94	L. MAHIAS	Yamaha YZF R6	280,5
14	23	M. SCHROETTER	MV Agusta F3 800 RR	279,8
15	9	J. NAVARRO	Triumph Street Triple RS 765	279,8
16	17	J. MCPHEE	Triumph Street Triple RS 765	279,1
17	64	F. CARICASULO	MV Agusta F3 800 RR	279,1
18	69	T. BOOTH-AMOS	Triumph Street Triple RS 765	278,4
19	61	C. ONCU	Kawasaki ZX-6R	278,4
20	27	K. TOBA	Honda CBR600RR	278,4
21	19	G. GIANNINI	Kawasaki ZX-6R	278,4
22	62	S. MANZI	Yamaha YZF R6	277,6
23	72	Y. RUIZ	Yamaha YZF R6	277,6
24	55	Y. MONTELLA	Ducati Panigale V2	276,9
25	15	E. MCMANUS	Ducati Panigale V2	276,9
26	7	L. BALDASSARRI	Ducati Panigale V2	276,2
27	99	A. HUERTAS	Ducati Panigale V2	276,2
28	28	G. VAN STRAALEN	Yamaha YZF R6	275,5
29	50	D. VOSTATEK	Triumph Street Triple RS 765	275,5
30	22	F. FULIGNI	Ducati Panigale V2	275,5
31	39	K. KEANKUM	Yamaha YZF R6	274,1
32	89	K. BIN PAWI	Honda CBR600RR	270,7
33	3	R. DE ROSA	QJMOTOR SRK 800 RR	266,7

SEG. 1			SEG. 2			SEG. 3			SEG. 4						
1	94	L. MAHIAS	17.950	1	55	Y. MONTELLA	32.763	1	64	F. CARICASULO	21.618	1	94	L. MAHIAS	31.676
2	99	A. HUERTAS	17.975	2	99	A. HUERTAS	32.797	2	62	S. MANZI	21.655	2	23	M. SCHROETTER	31.818
3	23	M. SCHROETTER	17.985	3	94	L. MAHIAS	32.822	3	99	A. HUERTAS	21.670	3	53	V. DEBISE	31.887
4	62	S. MANZI	17.993	4	9	J. NAVARRO	32.833	4	23	M. SCHROETTER	21.672	4	9	J. NAVARRO	31.898
5	9	J. NAVARRO	17.998	5	23	M. SCHROETTER	32.894	5	54	B. SOFUOGLU	21.674	5	61	C. ONCU	31.904
6	55	Y. MONTELLA	18.017	6	64	F. CARICASULO	32.899	6	94	L. MAHIAS	21.683	6	62	S. MANZI	31.924
7	54	B. SOFUOGLU	18.037	7	54	B. SOFUOGLU	32.913	7	61	C. ONCU	21.685	7	99	A. HUERTAS	31.947
8	64	F. CARICASULO	18.037	8	62	S. MANZI	32.924	8	28	G. VAN STRAALEN	21.693	8	64	F. CARICASULO	31.956
9	61	C. ONCU	18.041	9	53	V. DEBISE	32.945	9	55	Y. MONTELLA	21.706	9	55	Y. MONTELLA	31.970
10	53	V. DEBISE	18.043	10	61	C. ONCU	32.951	10	9	J. NAVARRO	21.751	10	54	B. SOFUOGLU	32.027
11	28	G. VAN STRAALEN	18.139	11	69	T. BOOTH-AMOS	33.016	11	53	V. DEBISE	21.755	11	72	Y. RUIZ	32.069
12	32	D. BAYLISS	18.156	12	66	N. TUULI	33.030	12	72	Y. RUIZ	21.789	12	51	A. SARMOON	32.145
13	66	N. TUULI	18.162	13	28	G. VAN STRAALEN	33.053	13	5	N. ANTONELLI	21.802	13	48	L. DALLA PORTA	32.166
14	72	Y. RUIZ	18.185	14	32	D. BAYLISS	33.057	14	66	N. TUULI	21.821	14	28	G. VAN STRAALEN	32.185
15	17	J. MCPHEE	18.186	15	17	J. MCPHEE	33.110	15	48	L. DALLA PORTA	21.841	15	17	J. MCPHEE	32.191
16	22	F. FULIGNI	18.204	16	72	Y. RUIZ	33.159	16	17	J. MCPHEE	21.880	16	19	G. GIANNINI	32.209
17	48	L. DALLA PORTA	18.228	17	48	L. DALLA PORTA	33.183	17	7	L. BALDASSARRI	21.883	17	78	H. OKUBO	32.220
18	7	L. BALDASSARRI	18.234	18	22	F. FULIGNI	33.187	18	71	T. EDWARDS	21.887	18	32	D. BAYLISS	32.243
19	51	A. SARMOON	18.249	19	68	L. POWER	33.191	19	40	S. CORSI	21.895	19	71	T. EDWARDS	32.274
20	5	N. ANTONELLI	18.250	20	7	L. BALDASSARRI	33.192	20	69	T. BOOTH-AMOS	21.920	20	22	F. FULIGNI	32.282
21	69	T. BOOTH-AMOS	18.261	21	71	T. EDWARDS	33.232	21	50	D. VOSTATEK	21.924	21	68	L. POWER	32.300
22	68	L. POWER	18.263	22	27	K. TOBA	33.253	22	68	L. POWER	21.936	22	66	N. TUULI	32.334
23	71	T. EDWARDS	18.266	23	19	G. GIANNINI	33.270	23	51	A. SARMOON	21.956	23	5	N. ANTONELLI	32.336
24	78	H. OKUBO	18.272	24	50	D. VOSTATEK	33.279	24	32	D. BAYLISS	21.961	24	7	L. BALDASSARRI	32.340
25	19	G. GIANNINI	18.272	25	5	N. ANTONELLI	33.298	25	19	G. GIANNINI	21.962	25	69	T. BOOTH-AMOS	32.369
26	27	K. TOBA	18.294	26	51	A. SARMOON	33.308	26	25	M. BRENNER	21.993	26	40	S. CORSI	32.415
27	25	M. BRENNER	18.374	27	78	H. OKUBO	33.318	27	22	F. FULIGNI	21.998	27	50	D. VOSTATEK	32.427
28	50	D. VOSTATEK	18.380	28	40	S. CORSI	33.351	28	27	K. TOBA	22.009	28	27	K. TOBA	32.457
29	40	S. CORSI	18.384	29	25	M. BRENNER	33.414	29	78	H. OKUBO	22.039	29	89	K. BIN PAWI	32.695
30	15	E. MCMANUS	18.450	30	15	E. MCMANUS	33.454	30	39	K. KEANKUM	22.095	30	25	M. BRENNER	32.721
31	39	K. KEANKUM	18.479	31	89	K. BIN PAWI	33.528	31	89	K. BIN PAWI	22.188	31	15	E. MCMANUS	32.750
32	89	K. BIN PAWI	18.593	32	3	R. DE ROSA	33.703	32	15	E. MCMANUS	22.225	32	3	R. DE ROSA	32.756
33	3	R. DE ROSA	18.723	33	39	K. KEANKUM	33.712	33	3	R. DE ROSA	22.322	33	39	K. KEANKUM	32.845

24/03/2024

These data/results cannot be reproduced, stored and/or transmitted in whole or in part by any manner of electronic, mechanical, photocopying, recording, broadcasting or otherwise now known or herein after developed without the previous express consent by the copyright owner, except for reproduction in daily press and regular printed publications on sale to the public within 60 days of the event related to those data/results and always provided that copyright symbol appears together as follows below.

© DORNA WSBK ORGANIZATION Srl 2024



Circuit de Barcelona 4.657 m

Pirelli Catalunya Round, 22-24 March 2024
Lap Chart Race 2

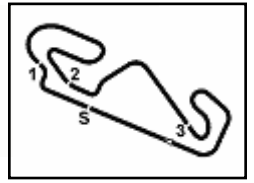
Lap						
	1	2	3	4	5	6
1	55	99	94	55	23	62
2	99	55	55	99	62	23
3	62	94	99	62	55	94
4	94	62	62	23	94	55
5	23	23	23	94	53	53
6	53	53	61	61	54	54
7	61	61	53	53	9	9
8	71	54	9	54	61	64
9	54	9	54	9	64	61
10	9	71	28	28	28	28
11	7	28	64	64	7	32
12	28	7	7	72	72	71
13	72	72	72	7	17	72
14	64	64	71	17	71	48
15	40	69	17	71	32	69
16	48	32	69	69	69	7
17	69	17	32	32	48	17
18	17	48	48	48	5	5
19	5	40	40	5	19	40
20	32	5	5	40	51	68
21	19	64	51	51	40	19
22	78	19	78	19	78	51
23	66	51	19	78	68	78
24	51	78	68	68	22	22
25	15	68	27	27	27	27
26	27	15	15	22	25	50
27	22	27	22	25	50	25
28	25	22	25	50	15	15
29	68	25	50	15	89	89
30	39	39	89	89	39	39
31	50	89	39	39	3	3
32	89	50	3	3	99	99
33	3	3	66	66	66	66

Final Result		
1	62 S. MANZI	Laps 6
2	23 M. SCHROETTER	0.086
3	94 L. MAHIAS	0.201
4	55 Y. MONTELLA	0.681
5	53 V. DEBISE	0.714
6	54 B. SOFUOGLU	1.279
7	9 J. NAVARRO	1.483
8	64 F. CARICASULO	3.225
9	61 C. ONCU	3.229
10	28 G. VAN STRAALEN	4.708
11	32 D. BAYLISS	8.786
12	71 T. EDWARDS	8.852
13	72 Y. RUIZ	8.908
14	48 L. DALLA PORTA	9.095
15	69 T. BOOTH-AMOS	9.538
16	7 L. BALDASSARRI	9.655
17	17 J. MCPHEE	9.709
18	5 N. ANTONELLI	10.082
19	40 S. CORSI	11.520
20	68 L. POWER	11.600
21	19 G. GIANNINI	11.644
22	51 A. SARMOON	11.684
23	78 H. OKUBO	11.879
24	22 F. FULIGNI	12.338
25	27 K. TOBA	12.737
26	50 D. VOSTATEK	15.093
27	25 M. BRENNER	16.095
28	15 E. MCMANUS	18.747
29	89 K. BIN PAWI	18.927
30	39 K. KEANKUM	19.212
31	3 R. DE ROSA	21.033
32	99 A. HUERTAS	23.270
NC	66 N. TUULI	1'05.495
RET	74 P. BIESIEKIRSKI	

24/03/2024

These data/results cannot be reproduced, stored and/or transmitted in whole or in part by any manner of electronic, mechanical, photocopying, recording, broadcasting or otherwise now known or herein after developed without the previous express consent by the copyright owner, except for reproduction in daily press and regular printed publications on sale to the public within 60 days of the event related to those data/results and always provided that copyright symbol appears together as follows below.

© DORNA WSBK ORGANIZATION Srl 2024



Pirelli Catalunya Round, 22-24 March 2024
Lap Chart Race 2

Lap 1		
1	55 Y.Montella	1'46.934
2	99 A.Huertas	0.157
3	62 S.Manzi	0.161
4	94 L.Mahias	0.237
5	23 M.Schroetter	0.585
6	53 V.Debise	0.762
7	61 C.Oncu	0.947
8	71 T.Edwards	1.541
9	54 B.Sofuoglu	1.742
10	9 J.Navarro	1.837
11	7 L.Baldassarri	2.129
12	28 G.van Straalen	2.197
13	72 Y.Ruiz	2.495
14	64 F.Caricasulo	3.039
15	40 S.Corsi	3.248
16	48 L.Dalla Porta	3.457
17	69 T.Booth-Amos	3.548
18	17 J.McPhee	3.718
19	5 N.Antonelli	4.124
20	32 O.Bayliss	4.175
21	19 G.Giannini	4.341
22	78 H.Okubo	4.535
23	66 N.Tuuli	4.680
24	51 A.Sarmoon	4.801
25	15 E.McManus	5.310
26	27 K.Toba	5.581
27	22 F.Fuligni	5.646
28	25 M.Brenner	5.828
29	68 L.Power	5.902
30	39 K.Keankum	6.205
31	50 O.Vostatek	6.293
32	89 K.Bin Pawi	6.559
33	3 R.De Rosa	6.747

Lap 2		
1	99 A.Huertas	3'31.523
2	55 Y.Montella	0.155
3	94 L.Mahias	0.229
4	62 S.Manzi	0.547
5	23 M.Schroetter	0.684
6	53 V.Debise	1.062
7	61 C.Oncu	1.177
8	54 B.Sofuoglu	2.138
9	9 J.Navarro	2.243
10	71 T.Edwards	2.872
11	28 G.van Straalen	2.939
12	7 L.Baldassarri	3.332
13	72 Y.Ruiz	3.401
14	64 F.Caricasulo	3.466
15	69 T.Booth-Amos	4.927
16	32 O.Bayliss	5.091
17	17 J.McPhee	5.181
18	48 L.Dalla Porta	5.340
19	40 S.Corsi	5.668
20	5 N.Antonelli	5.759
21	66 N.Tuuli	5.841
22	19 G.Giannini	5.939
23	51 A.Sarmoon	6.117
24	78 H.Okubo	6.417
25	68 L.Power	7.769
26	15 E.McManus	7.774
27	27 K.Toba	7.860
28	22 F.Fuligni	7.967
29	25 M.Brenner	8.135
30	39 K.Keankum	9.132
31	89 K.Bin Pawi	9.254
32	50 O.Vostatek	9.317
33	3 R.De Rosa	10.216

Lap 3		
1	94 L.Mahias	5'16.585
2	55 Y.Montella	0.087

3	99 A.Huertas	0.274
4	62 S.Manzi	0.402
5	23 M.Schroetter	0.444
6	61 C.Oncu	0.886
7	53 V.Debise	1.254
8	9 J.Navarro	1.874
9	54 B.Sofuoglu	2.084
10	28 G.van Straalen	3.037
11	64 F.Caricasulo	3.902
12	7 L.Baldassarri	4.874
13	72 Y.Ruiz	4.929
14	71 T.Edwards	5.137
15	17 J.McPhee	5.633
16	69 T.Booth-Amos	5.991
17	32 O.Bayliss	6.049
18	48 L.Dalla Porta	6.977
19	40 S.Corsi	7.358
20	5 N.Antonelli	7.391
21	51 A.Sarmoon	7.518
22	78 H.Okubo	7.907
23	19 G.Giannini	7.995
24	68 L.Power	8.639
25	27 K.Toba	8.863
26	15 E.McManus	9.815
27	22 F.Fuligni	9.969
28	25 M.Brenner	10.162
29	50 O.Vostatek	10.467
30	89 K.Bin Pawi	11.449
31	39 K.Keankum	11.904
32	3 R.De Rosa	12.978
33	66 N.Tuuli	43.615

Lap 4		
1	55 Y.Montella	7'01.822
2	99 A.Huertas	0.052
3	62 S.Manzi	0.136
4	23 M.Schroetter	0.281
5	94 L.Mahias	0.405
6	61 C.Oncu	0.955
7	53 V.Debise	1.062
8	54 B.Sofuoglu	1.639
9	9 J.Navarro	1.891
10	28 G.van Straalen	3.235
11	64 F.Caricasulo	3.481
12	72 Y.Ruiz	5.834
13	7 L.Baldassarri	5.931
14	17 J.McPhee	5.962
15	71 T.Edwards	6.343
16	69 T.Booth-Amos	6.584
17	32 O.Bayliss	6.659
18	48 L.Dalla Porta	7.883
19	5 N.Antonelli	8.139
20	40 S.Corsi	8.544
21	51 A.Sarmoon	8.600
22	19 G.Giannini	8.694
23	78 H.Okubo	8.977
24	68 L.Power	9.177
25	27 K.Toba	9.950
26	22 F.Fuligni	10.403
27	25 M.Brenner	12.058
28	50 O.Vostatek	12.733
29	15 E.McManus	12.874
30	89 K.Bin Pawi	13.957
31	39 K.Keankum	14.681
32	3 R.De Rosa	15.341
33	66 N.Tuuli	46.091

Lap 5		
1	23 M.Schroetter	8'47.073
2	62 S.Manzi	0.075
3	55 Y.Montella	0.269
4	94 L.Mahias	0.324
5	53 V.Debise	1.119

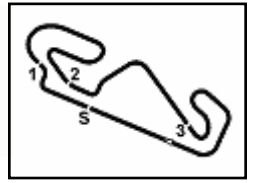
6	54 B.Sofuoglu	1.285
7	9 J.Navarro	1.582
8	61 C.Oncu	2.012
9	64 F.Caricasulo	3.352
10	28 G.van Straalen	4.015
11	7 L.Baldassarri	6.922
12	72 Y.Ruiz	7.111
13	17 J.McPhee	7.281
14	71 T.Edwards	7.349
15	32 O.Bayliss	7.469
16	69 T.Booth-Amos	8.116
17	48 L.Dalla Porta	8.477
18	5 N.Antonelli	8.790
19	19 G.Giannini	9.680
20	51 A.Sarmoon	9.820
21	40 S.Corsi	10.036
22	78 H.Okubo	10.259
23	68 L.Power	10.307
24	22 F.Fuligni	11.433
25	27 K.Toba	11.654
26	25 M.Brenner	13.561
27	50 O.Vostatek	13.863
28	15 E.McManus	15.544
29	89 K.Bin Pawi	16.473
30	39 K.Keankum	16.755
31	3 R.De Rosa	17.846
32	99 A.Huertas	23.371
33	66 N.Tuuli	47.491

Lap 6		
1	62 S.Manzi	10'32.356
2	23 M.Schroetter	0.086
3	94 L.Mahias	0.201
4	55 Y.Montella	0.681
5	53 V.Debise	0.714
6	54 B.Sofuoglu	1.279
7	9 J.Navarro	1.483
8	64 F.Caricasulo	3.225
9	61 C.Oncu	3.229
10	28 G.van Straalen	4.708
11	32 O.Bayliss	8.786
12	71 T.Edwards	8.852
13	72 Y.Ruiz	8.908
14	48 L.Dalla Porta	9.095
15	69 T.Booth-Amos	9.538
16	7 L.Baldassarri	9.655
17	17 J.McPhee	9.709
18	5 N.Antonelli	10.082
19	40 S.Corsi	11.520
20	68 L.Power	11.600
21	19 G.Giannini	11.644
22	51 A.Sarmoon	11.684
23	78 H.Okubo	11.879
24	22 F.Fuligni	12.338
25	27 K.Toba	12.737
26	50 O.Vostatek	15.093
27	25 M.Brenner	16.095
28	15 E.McManus	18.747
29	89 K.Bin Pawi	18.927
30	39 K.Keankum	19.212
31	3 R.De Rosa	21.033
32	99 A.Huertas	23.270
33	66 N.Tuuli	1'05.495

24/03/2024

These data/results cannot be reproduced, stored and/or transmitted in whole or in part by any manner of electronic, mechanical, photocopying, recording, broadcasting or otherwise now known or herein after developed without the previous express consent by the copyright owner, except for reproduction in daily press and regular printed publications on sale to the public within 60 days of the event related to those data/results and always provided that copyright symbol appears together as follows below.

© DORNA WSBK ORGANIZATION Srl 2024



Pirelli Catalunya Round, 22-24 March 2024
Lap Chart Race 2

Race Pace Comparison

	62 Man	23 Sch	94 Mah	55 Mon	53 Deb	54 Sof	9 Nav	64 Car	61 Onc	28 van	32 Bay	71 Edw	72 Rui	48 Dal
1	1'47.095	1'47.519	1'47.171	1'46.934	1'47.696	1'48.676	1'48.771	1'49.973	1'47.881	1'49.131	1'51.109	1'48.475	1'49.429	1'50.391
2	1'44.975	1'44.688	1'44.581	1'44.744	1'44.889	1'44.985	1'44.995	1'45.016	1'44.819	1'45.331	1'45.505	1'45.920	1'45.495	1'46.472
3	1'44.917	1'44.822	1'44.833	1'44.994	1'45.254	1'45.008	1'44.693	1'45.498	1'44.771	1'45.160	1'46.020	1'47.327	1'46.590	1'46.699
4	1'44.971	1'45.074	1'45.642	1'45.150	1'45.045	1'44.792	1'45.254	1'44.816	1'45.306	1'45.435	1'45.847	1'46.443	1'46.142	1'46.143
5	1'45.190	1'44.970	1'45.170	1'45.520	1'45.308	1'44.897	1'44.942	1'45.122	1'46.308	1'46.031	1'46.061	1'46.257	1'46.528	1'45.845
6	1'45.208	1'45.369	1'45.160	1'45.695	1'44.878	1'45.277	1'45.184	1'45.156	1'46.500	1'45.976	1'46.600	1'46.786	1'47.080	1'45.901

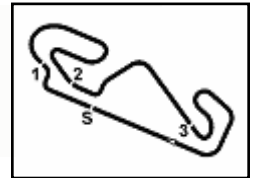
	69 Boo	7 Bal	17 McP	5 Ant	40 Cor	68 Pow	19 Gia	51 Sar	78 Oku	22 Ful	27 Tob	50 Vos	25 Bre	15 McM
1	1'50.482	1'49.063	1'50.652	1'51.058	1'50.182	1'52.836	1'51.275	1'51.735	1'51.469	1'52.580	1'52.515	1'53.227	1'52.762	1'52.244
2	1'45.968	1'45.792	1'46.052	1'46.224	1'47.009	1'46.456	1'46.187	1'45.905	1'46.471	1'46.910	1'46.868	1'47.613	1'46.896	1'47.053
3	1'46.126	1'46.604	1'45.514	1'46.694	1'46.752	1'45.932	1'47.118	1'46.463	1'46.552	1'47.064	1'46.065	1'46.212	1'47.089	1'47.103
4	1'45.830	1'46.294	1'45.566	1'45.985	1'46.423	1'45.775	1'45.936	1'46.319	1'46.307	1'45.671	1'46.324	1'47.503	1'47.133	1'48.296
5	1'46.783	1'46.242	1'46.570	1'45.902	1'46.743	1'46.381	1'46.237	1'46.471	1'46.533	1'46.281	1'46.955	1'46.381	1'46.754	1'47.921
6	1'46.705	1'48.016	1'47.711	1'46.575	1'46.767	1'46.576	1'47.247	1'47.147	1'46.903	1'46.188	1'46.366	1'46.513	1'47.817	1'48.486

	89 Bin	39 Kea	3 DeR	99 Hue	66 Tuu
1	1'53.493	1'53.139	1'53.681	1'47.091	1'51.614
2	1'47.284	1'47.516	1'48.058	1'44.432	1'45.750
3	1'47.257	1'47.834	1'47.824	1'45.336	2'22.836
4	1'47.745	1'48.014	1'47.600	1'45.015	1'47.713
5	1'47.767	1'47.325	1'47.756	2'08.570	1'46.651
6	1'47.737	1'47.740	1'48.470	1'45.182	2'03.287

24/03/2024

These data/results cannot be reproduced, stored and/or transmitted in whole or in part by any manner of electronic, mechanical, photocopying, recording, broadcasting or otherwise now known or herein after developed without the previous express consent by the copyright owner, except for reproduction in daily press and regular printed publications on sale to the public within 60 days of the event related to those data/results and always provided that copyright symbol appears together as follows below.

© DORNA WSBK ORGANIZATION Srl 2024



Circuit de Barcelona 4.657 m

Pirelli Catalunya Round, 22-24 March 2024
Chronological Analysis Race 2

Start at 15:45'55.580

1 / 3

1° 62 S. MANZI [1'44.917]							
Lap	Seg1	Seg2	Seg3	Seg4	Lap Time	km/h	Local Time
1		33.041	21.679	32.188	1'47.095	235,3	15:47'42.675
2	18.410	32.959	21.682	31.924	1'44.975	276,9	15:49'27.650
3	18.133	32.936	21.806	32.042	1'44.917	277,6	15:51'12.567
4	18.135	32.924	21.655	32.257	1'44.971	276,2	15:52'57.538
5	17.993	33.124	21.965	32.108	1'45.190	274,8	15:54'42.728
6	18.017	33.147	21.814	32.230	1'45.208	271,4	15:56'27.936
Race Time 10'32.356							

2° 23 M. SCHROETTER [1'44.688]							
Lap	Seg1	Seg2	Seg3	Seg4	Lap Time	km/h	Local Time
1		32.997	21.691	32.293	1'47.519	240,0	15:47'43.099
2	18.304	32.894	21.672	31.818	1'44.688	276,9	15:49'27.787
3	18.111	33.041	21.789	31.881	1'44.822	279,8	15:51'12.609
4	18.224	32.957	21.684	32.209	1'45.074	276,2	15:52'57.683
5	17.985	33.030	21.794	32.161	1'44.970	276,9	15:54'42.653
6	18.524	32.959	21.757	32.129	1'45.369	268,7	15:56'28.022
Race Time 10'32.442							

3° 94 L. MAHIAS [1'44.581]							
Lap	Seg1	Seg2	Seg3	Seg4	Lap Time	km/h	Local Time
1		33.046	21.683	31.676	1'47.171	232,3	15:47'42.751
2	18.197	32.822	21.696	31.866	1'44.581	276,2	15:49'27.332
3	17.950	32.991	21.764	32.128	1'44.833	277,6	15:51'12.165
4	18.424	33.149	22.042	32.027	1'45.642	267,3	15:52'57.807
5	18.274	32.925	21.929	32.042	1'45.170	280,5	15:54'42.977
6	18.295	33.091	21.738	32.036	1'45.160	276,9	15:56'28.137
Race Time 10'32.557							

4° 55 Y. MONTELLA [1'44.744]							
Lap	Seg1	Seg2	Seg3	Seg4	Lap Time	km/h	Local Time
1		32.881	21.815	32.191	1'46.934	233,8	15:47'42.514
2	18.305	32.763	21.706	31.970	1'44.744	268,7	15:49'27.258
3	18.204	32.978	21.739	32.073	1'44.994	276,9	15:51'12.252
4	18.017	32.893	21.852	32.388	1'45.150	272,0	15:52'57.402
5	18.588	33.079	21.758	32.095	1'45.520	272,0	15:54'42.922
6	18.432	33.099	21.780	32.384	1'45.695	276,9	15:56'28.617
Race Time 10'33.057							

5° 53 V. DEBISE [1'44.878]							
Lap	Seg1	Seg2	Seg3	Seg4	Lap Time	km/h	Local Time
1		33.366	21.832	31.887	1'47.696	242,2	15:47'43.276
2	18.043	32.945	21.877	32.024	1'44.889	282,0	15:49'28.165
3	18.279	33.046	21.755	32.174	1'45.254	276,2	15:51'13.419
4	18.124	33.121	21.793	32.007	1'45.045	277,6	15:52'58.464
5	18.120	33.145	21.857	32.186	1'45.308	279,1	15:54'43.772
6	18.095	33.077	21.762	31.944	1'44.878	276,2	15:56'28.650
Race Time 10'33.070							

6° 54 B. SOFUOGLU [1'44.792]							
Lap	Seg1	Seg2	Seg3	Seg4	Lap Time	km/h	Local Time
1		33.227	21.785	32.472	1'48.676	237,9	15:47'44.256
2	18.150	32.913	21.776	32.146	1'44.985	279,8	15:49'29.241
3	18.175	33.048	21.758	32.027	1'45.008	275,5	15:51'14.249
4	18.037	33.028	21.674	32.053	1'44.792	277,6	15:52'59.041
5	18.051	32.988	21.767	32.091	1'44.897	276,9	15:54'43.938
6	18.174	33.046	21.788	32.269	1'45.277	282,0	15:56'29.215
Race Time 10'33.635							

7° 9 J. NAVARRO [1'44.693]							
Lap	Seg1	Seg2	Seg3	Seg4	Lap Time	km/h	Local Time
1		33.404	21.806	32.379	1'48.771	237,4	15:47'44.351
2	18.353	32.993	21.751	31.898	1'44.995	278,4	15:49'29.346
3	17.998	32.901	21.766	32.028	1'44.693	279,8	15:51'14.039
4	18.453	32.912	21.878	32.011	1'45.254	268,7	15:52'59.293
5	18.181	32.833	21.892	32.036	1'44.942	275,5	15:54'44.235

8° 64 F. CARICASULO [1'44.816]								
Lap	Seg1	Seg2	Seg3	Seg4	Lap Time	km/h	Local Time	
1			34.181	22.146	32.013	1'49.973	245,5	15:47'45.553
2	18.188	32.899		21.730	32.199	1'45.016	274,1	15:49'30.569
3	18.437	33.463	21.618	31.980	1'45.498	274,8	15:51'16.067	
4	18.148	32.997	21.715	31.956	1'44.816	273,4	15:53'00.883	
5	18.037	33.101	21.821	32.163	1'45.122	279,1	15:54'46.005	
6	18.250	33.098	21.702	32.106	1'45.156	273,4	15:56'31.161	
Race Time 10'35.581								

9° 61 C. ONCU [1'44.771]							
Lap	Seg1	Seg2	Seg3	Seg4	Lap Time	km/h	Local Time
1		33.224	21.815	31.904	1'47.881	235,3	15:47'43.461
2	18.156	33.003	21.685	31.975	1'44.819	276,9	15:49'28.280
3	18.041	32.951	21.718	32.061	1'44.771	278,4	15:51'13.051
4	18.214	33.128	21.845	32.119	1'45.306	275,5	15:52'58.357
5	18.368	33.296	22.154	32.490	1'46.308	274,8	15:54'44.665
6	18.361	33.348	22.231	32.560	1'46.500	276,9	15:56'31.165
Race Time 10'35.585							

10° 28 G. VAN STRAALLEN [1'45.160]							
Lap	Seg1	Seg2	Seg3	Seg4	Lap Time	km/h	Local Time
1		33.575	21.743	32.441	1'49.131	247,1	15:47'44.711
2	18.250	33.053	21.773	32.255	1'45.331	275,5	15:49'30.042
3	18.139	33.098	21.693	32.230	1'45.160	274,8	15:51'15.202
4	18.244	33.161	21.845	32.185	1'45.435	270,0	15:53'00.637
5	18.408	33.443	21.942	32.238	1'46.031	271,4	15:54'46.668
6	18.330	33.287	21.879	32.480	1'45.976	272,7	15:56'32.644
Race Time 10'37.064							

11° 32 D. BAYLISS [1'45.505]							
Lap	Seg1	Seg2	Seg3	Seg4	Lap Time	km/h	Local Time
1		34.471	22.358	32.552	1'51.109	248,8	15:47'46.689
2	18.244	33.057	21.961	32.243	1'45.505	277,6	15:49'32.194
3	18.341	33.256	21.972	32.451	1'46.020	278,4	15:51'18.214
4	18.234	33.215	21.964	32.434	1'45.847	279,8	15:53'04.061
5	18.156	33.337	21.990	32.578	1'46.061	274,8	15:54'50.122
6	18.233	33.543	22.185	32.639	1'46.600	282,7	15:56'36.722
Race Time 10'41.142							

12° 71 T. EDWARDS [1'45.920]							
Lap	Seg1	Seg2	Seg3	Seg4	Lap Time	km/h	Local Time
1		33.343	21.924	32.274	1'48.475	243,2	15:47'44.055
2	18.450	33.232	21.887	32.351	1'45.920	274,1	15:49'29.975
3	18.356	34.420	22.109	32.442	1'47.327	273,4	15:51'17.302
4	18.378	33.620	22.011	32.434	1'46.443	282,7	15:53'03.745
5	18.329	33.330	22.023	32.575	1'46.257	278,4	15:54'50.002
6	18.266	33.559	22.378	32.583	1'46.786	279,1	15:56'36.788
Race Time 10'41.208							

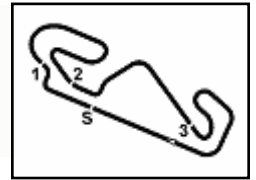
13° 72 Y. RUIZ [1'45.495]							
Lap	Seg1	Seg2	Seg3	Seg4	Lap Time	km/h	Local Time
1		33.948	21.877	32.069	1'49.429	246,0	15:47'45.009
2	18.276	33.159	21.789	32.271	1'45.495	275,5	15:49'30.504
3	18.478	33.700	21.967	32.445	1'46.590	272,7	15:51'17.094
4	18.482	33.341	21.927	32.392	1'46.142	271,4	15:53'03.236
5	18.679	33.437	21.846	32.566	1'46.528	268,7	15:54'49.764
6	18.185	33.581	22.846	32.468	1'47.080	277,6	15:56'36.844
Race Time 10'41.264							

14° 48 L. DALLA PORTA [1'45.845]							
Lap	Seg1	Seg2	Seg3	Seg4	Lap Time	km/h	Local Time
1		34.124	22.232	32.166	1'50.391	250,0	15:47'45.971
2	18.492	33.637	22.000	32.343	1'46.472	276,9	15:49'32.443
3	18.353	33.206	22.096	33.044	1'46.699	280,5	15:51'19.142

24/03/2024 P = Pits In/Out - C = Lap Time Cancelled

These data/results cannot be reproduced, stored and/or transmitted in whole or in part by any manner of electronic, mechanical, photocopying, recording, broadcasting or otherwise now known or herein after developed without the previous express consent by the copyright owner, except for reproduction in daily press and regular printed publications on sale to the public within 60 days of the event related to those data/results and always provided that copyright symbol appears together as follows below.

© DORNA WSBK ORGANIZATION Srl 2024



Circuit de Barcelona 4.657 m

Pirelli Catalunya Round, 22-24 March 2024
Chronological Analysis Race 2

Start at 15:45'55.580

2 / 3

4	18.554	33.316	21.903	32.370	1'46.143	271,4	15:53'05.285	2	18.572	33.336	22.015	32.264	1'46.187	273,4	15:49'33.042
5	18.349	33.308	21.841	32.347	1'45.845	271,4	15:54'51.130	3	18.826	33.270	22.111	32.911	1'47.118	277,6	15:51'20.160
6	18.228	33.183	22.144	32.346	1'45.901	274,1	15:56'37.031	4	18.307	33.458	21.962	32.209	1'45.936	278,4	15:53'06.096

Race Time 10'41.451

5	18.272	33.464	22.052	32.449	1'46.237	276,9	15:54'52.333	5	18.272	33.464	22.052	32.449	1'46.237	276,9	15:54'52.333
6	18.516	33.450	22.145	33.136	1'47.247	270,7	15:56'39.580	6	18.516	33.450	22.145	33.136	1'47.247	270,7	15:56'39.580

Race Time 10'44.000

15° 69 T. BOOTH-AMOS [1'45.830]

Lap	Seg.1	Seg.2	Seg.3	Seg.4	Lap Time	km/h	Local Time
1		34.358	22.098	32.532	1'50.482	240,5	15:47'46.062
2	18.334	33.305	21.960	32.369	1'45.968	278,4	15:49'32.030
3	18.668	33.016	21.933	32.509	1'46.126	271,4	15:51'18.156
4	18.261	33.138	21.920	32.511	1'45.830	277,6	15:53'03.986
5	18.475	33.817	22.036	32.455	1'46.783	275,5	15:54'50.769
6	18.377	33.295	22.009	33.024	1'46.705	271,4	15:56'37.474

Race Time 10'41.894

22° 51 A. SARMOON [1'45.905]

Lap	Seg.1	Seg.2	Seg.3	Seg.4	Lap Time	km/h	Local Time
1		34.673	22.576	32.627	1'51.735	248,8	15:47'47.315
2	18.454	33.308	21.998	32.145	1'45.905	284,2	15:49'33.220
3	18.249	33.503	22.047	32.664	1'46.463	284,2	15:51'19.683
4	18.454	33.580	21.956	32.329	1'46.319	284,2	15:53'06.002
5	18.563	33.411	22.036	32.461	1'46.471	276,2	15:54'52.473
6	18.486	33.905	22.157	32.599	1'47.147	274,1	15:56'39.620

Race Time 10'44.040

16° 7 L. BALDASSARRI [1'45.792]

Lap	Seg.1	Seg.2	Seg.3	Seg.4	Lap Time	km/h	Local Time
1		33.517	21.888	32.464	1'49.063	238,4	15:47'44.643
2	18.354	33.192	21.906	32.340	1'45.792	274,1	15:49'30.435
3	18.348	33.819	21.883	32.554	1'46.604	276,2	15:51'17.039
4	18.484	33.516	21.933	32.361	1'46.294	272,7	15:53'03.333
5	18.234	33.508	21.944	32.556	1'46.242	272,7	15:54'49.575
6	18.439	33.597	22.960	33.020	1'48.016	270,0	15:56'37.591

Race Time 10'42.011

23° 78 H. OKUBO [1'46.307]

Lap	Seg.1	Seg.2	Seg.3	Seg.4	Lap Time	km/h	Local Time
1		34.387	22.336	32.638	1'51.469	245,5	15:47'47.049
2	18.619	33.510	22.122	32.220	1'46.471	282,7	15:49'33.520
3	18.425	33.318	22.039	32.770	1'46.552	277,6	15:51'20.072
4	18.272	33.681	22.058	32.296	1'46.307	276,2	15:53'06.379
5	18.389	33.576	22.079	32.489	1'46.533	277,6	15:54'52.912
6	18.540	33.629	22.149	32.585	1'46.903	274,8	15:56'39.815

Race Time 10'44.235

17° 17 J. MCPHEE [1'45.514]

Lap	Seg.1	Seg.2	Seg.3	Seg.4	Lap Time	km/h	Local Time
1		34.433	22.357	32.191	1'50.652	240,5	15:47'46.232
2	18.308	33.429	21.880	32.435	1'46.052	263,4	15:49'32.284
3	18.186	33.110	21.987	32.231	1'45.514	276,9	15:51'17.798
4	18.253	33.169	21.908	32.236	1'45.566	272,7	15:53'03.364
5	18.455	33.378	21.995	32.742	1'46.570	273,4	15:54'49.934
6	18.269	33.514	22.675	33.253	1'47.711	279,1	15:56'37.645

Race Time 10'42.065

24° 22 F. FULIGNI [1'45.671]

Lap	Seg.1	Seg.2	Seg.3	Seg.4	Lap Time	km/h	Local Time
1		34.713	22.815	33.026	1'52.580	247,7	15:47'48.160
2	18.457	33.517	22.175	32.761	1'46.910	272,0	15:49'35.070
3	18.648	33.408	22.224	32.784	1'47.064	274,1	15:51'22.134
4	18.204	33.187	21.998	32.282	1'45.671	274,8	15:53'07.805
5	18.358	33.294	22.185	32.444	1'46.281	275,5	15:54'54.086
6	18.370	33.344	22.080	32.394	1'46.188	273,4	15:56'40.274

Race Time 10'44.694

18° 5 N. ANTONELLI [1'45.902]

Lap	Seg.1	Seg.2	Seg.3	Seg.4	Lap Time	km/h	Local Time
1		34.473	22.292	32.655	1'51.058	242,7	15:47'46.638
2	18.560	33.300	21.892	32.472	1'46.224	276,9	15:49'32.862
3	18.335	33.609	21.915	32.835	1'46.694	281,3	15:51'19.556
4	18.463	33.379	21.807	32.336	1'45.985	279,1	15:53'05.541
5	18.342	33.298	21.802	32.460	1'45.902	279,1	15:54'51.443
6	18.250	33.381	21.959	32.985	1'46.575	277,6	15:56'38.018

Race Time 10'42.438

25° 27 K. TOBA [1'46.065]

Lap	Seg.1	Seg.2	Seg.3	Seg.4	Lap Time	km/h	Local Time
1		34.617	22.685	32.924	1'52.515	245,5	15:47'48.095
2	18.413	33.553	22.009	32.893	1'46.868	270,0	15:49'34.963
3	18.310	33.253	22.045	32.457	1'46.065	278,4	15:51'21.028
4	18.294	33.398	22.060	32.572	1'46.324	274,8	15:53'07.352
5	18.383	33.573	22.490	32.509	1'46.955	272,0	15:54'54.307
6	18.349	33.429	22.017	32.571	1'46.366	276,2	15:56'40.673

Race Time 10'45.093

19° 40 S. CORSI [1'46.423]

Lap	Seg.1	Seg.2	Seg.3	Seg.4	Lap Time	km/h	Local Time
1		33.820	22.366	32.529	1'50.182	244,3	15:47'45.762
2	18.574	33.497	22.022	32.916	1'47.009	272,0	15:49'32.771
3	18.445	33.351	22.235	32.721	1'46.752	278,4	15:51'19.523
4	18.384	33.639	21.985	32.415	1'46.423	281,3	15:53'05.946
5	18.513	33.702	22.057	32.471	1'46.743	274,1	15:54'52.689
6	18.432	33.555	21.895	32.885	1'46.767	276,2	15:56'39.456

Race Time 10'43.876

26° 50 O. VOSTATEK [1'46.212]

Lap	Seg.1	Seg.2	Seg.3	Seg.4	Lap Time	km/h	Local Time
1		35.184	22.415	33.048	1'53.227	246,6	15:47'48.807
2	18.833	34.403	21.950	32.427	1'47.613	275,5	15:49'36.420
3	18.536	33.279	21.924	32.473	1'46.212	268,7	15:51'22.632
4	18.394	33.547	22.312	33.250	1'47.503	274,8	15:53'10.135
5	18.440	33.550	21.931	32.460	1'46.381	271,4	15:54'56.516
6	18.380	33.497	22.121	32.515	1'46.513	273,4	15:56'43.029

Race Time 10'47.449

20° 68 L. POWER [1'45.775]

Lap	Seg.1	Seg.2	Seg.3	Seg.4	Lap Time	km/h	Local Time
1		34.972	22.346	32.925	1'52.836	250,0	15:47'48.416
2	18.512	33.432	21.936	32.576	1'46.456	278,4	15:49'34.872
3	18.263	33.191	22.051	32.427	1'45.932	272,7	15:51'20.804
4	18.311	33.227	21.937	32.300	1'45.775	272,7	15:53'06.579
5	18.379	33.488	22.017	32.497	1'46.381	282,0	15:54'52.960
6	18.305	33.665	21.942	32.664	1'46.576	279,8	15:56'39.536

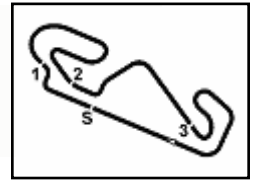
Race Time 10'43.956

27° 25 M. BRENNER [1'46.754]

Lap	Seg.1	Seg.2	Seg.3	Seg.4	Lap Time	km/h	Local Time
1		34.332	22.751	33.034	1'52.762	242,7	15:47'48.342
2	18.461	33.721	21.993	32.721	1'46.896	278,4	15:49'35.238
3	18.561	33.577	22.110	32.841	1'47.089	282,0	15:51'22.327
4	18.426	33.692	22.227	32.788	1'47.133	275,5	15:53'09.460
5	18.374	33.414	22.050	32.916	1'46.754	272,7	15:54'56.214
6	18.500	33.514	22.104	33.699	1'47.817	270,7	15:56'44.031

Race Time 10'48.451

21° 19 G. GIANNINI [1'45.936]



Pirelli Catalunya Round, 22-24 March 2024
Chronological Analysis Race 2

Start at 15:45'55.580

28° 15 E. MCMANUS [1'47.053]							
Lap	Seg.1	Seg.2	Seg.3	Seg.4	Lap Time	km/h	Local Time
1		34.312	22.663	32.836	1'52.244	249,4	15:47'47.824
2	18.450	33.540	22.235	32.828	1'47.053	271,4	15:49'34.877
3	18.674	33.454	22.225	32.750	1'47.103	276,9	15:51'21.980
4	18.645	33.794	22.260	33.597	1'48.296	269,3	15:53'10.276
5	18.642	33.650	22.403	33.226	1'47.921	269,3	15:54'58.197
6	18.566	33.934	22.693	33.293	1'48.486	262,8	15:56'46.683
Race Time 10'51.103							

29° 89 K. BIN PAWI [1'47.257]							
Lap	Seg.1	Seg.2	Seg.3	Seg.4	Lap Time	km/h	Local Time
1		34.596	22.717	33.382	1'53.493	243,8	15:47'49.073
2	18.660	33.528	22.232	32.864	1'47.284	270,0	15:49'36.357
3	18.742	33.632	22.188	32.695	1'47.257	270,7	15:51'23.614
4	18.885	33.794	22.316	32.750	1'47.745	264,7	15:53'11.359
5	18.755	33.785	22.329	32.898	1'47.767	265,4	15:54'59.126
6	18.593	33.944	22.399	32.801	1'47.737	264,1	15:56'46.863
Race Time 10'51.283							

30° 39 K. KEANKUM [1'47.325]							
Lap	Seg.1	Seg.2	Seg.3	Seg.4	Lap Time	km/h	Local Time
1		34.780	22.598	33.266	1'53.139	248,3	15:47'48.719
2	18.667	33.712	22.095	33.042	1'47.516	274,1	15:49'36.235
3	18.528	34.149	22.233	32.924	1'47.834	272,0	15:51'24.069
4	18.644	34.185	22.251	32.934	1'48.014	270,7	15:53'12.083
5	18.479	33.813	22.188	32.845	1'47.325	270,7	15:54'59.408
6	18.603	33.893	22.174	33.070	1'47.740	273,4	15:56'47.148
Race Time 10'51.568							

31° 3 R. DE ROSA [1'47.600]							
Lap	Seg.1	Seg.2	Seg.3	Seg.4	Lap Time	km/h	Local Time
1		34.764	22.902	32.999	1'53.681	241,1	15:47'49.261
2	18.906	33.908	22.394	32.850	1'48.058	266,7	15:49'37.319
3	18.946	33.703	22.419	32.756	1'47.824	259,6	15:51'25.143
4	18.801	33.703	22.322	32.774	1'47.600	259,6	15:53'12.743
5	18.723	33.784	22.354	32.895	1'47.756	262,1	15:55'00.499
6	18.791	33.933	22.554	33.192	1'48.470	260,9	15:56'48.969
Race Time 10'53.389							

32° 99 A. HUERTAS [1'44.432]							
Lap	Seg.1	Seg.2	Seg.3	Seg.4	Lap Time	km/h	Local Time
1		33.152	21.723	32.089	1'47.091	235,8	15:47'42.671
2	18.004	32.797	21.684	31.947	1'44.432	276,2	15:49'27.103
3	18.440	33.233	21.670	31.993	1'45.336	267,3	15:51'12.439
4	17.975	32.945	21.745	32.350	1'45.015	276,2	15:52'57.454
5	40.325	34.151	21.837	32.257	2'08.570	272,0	15:55'06.024
6	18.300	33.072	21.716	32.094	1'45.182	274,8	15:56'51.206
Race Time 10'55.626							

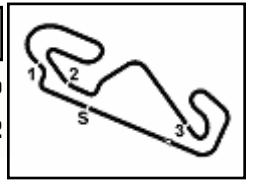
NC 66 N. TUULI [1'45.750]							
Lap	Seg.1	Seg.2	Seg.3	Seg.4	Lap Time	km/h	Local Time
1		34.593	22.670	32.637	1'51.614	239,5	15:47'47.194
2	18.304	33.291	21.821	32.334	1'45.750	280,5	15:49'32.944
3	18.162	33.030	21.874	1'09.770	2'22.836	281,3	15:51'55.780
4	18.921	33.978	22.214	32.600	1'47.713	261,5	15:53'43.493
5	18.431	33.430	22.048	32.742	1'46.651	264,7	15:55'30.144
6	18.362	33.392	23.829	47.704	2'03.287P	262,8	15:57'33.431
Race Time 11'37.851							

24/03/2024

P = Pits In/Out - C = Lap Time Cancelled

These data/results cannot be reproduced, stored and/or transmitted in whole or in part by any manner of electronic, mechanical, photocopying, recording, broadcasting or otherwise now known or herein after developed without the previous express consent by the copyright owner, except for reproduction in daily press and regular printed publications on sale to the public within 60 days of the event related to those data/results and always provided that copyright symbol appears together as follows below.

© DORNA WSBK ORGANIZATION Srl 2024



Pirelli Catalunya Round, 22-24 March 2024
Best Laps & Speeds

No.	Rider Bike	Nat	Best Lap		FP		SP		WUP1		RC1		WUP2		RC2	
			LL	SPD	LL	SPD	LL	SPD	LL	SPD	LL	SPD	LL	SPD	LL	SPD
1	99 A. HUERTAS Ducati Panigale V2	ESP	1'44.197	288,0	146.582	277,6	1'44.197	288,0	145.045	285,0	145.367	271,4			144.432	276,2
2	61 C. ONCU Kawasaki ZX-6R	TUR	1'44.471	285,0	144.999	272,7	1'44.471	272,0	145.235	285,0	145.627	273,4			144.771	278,4
3	62 S. MANZI Yamaha YZF R6	ITA	1'44.530	282,7	146.010	272,0	1'44.530	282,7	145.184	272,7	145.450	275,5			144.917	277,6
4	94 L. MAHIAS Yamaha YZF R6	FRA	1'44.581	280,5	145.267	272,0	144.806	270,0	145.441	276,9	145.401	274,1			1'44.581	280,5
5	23 M. SCHROETTER MV Agusta F3 800 RR	GER	1'44.688	282,7	144.884	271,4	144.828	280,5	144.730	282,7	145.405	278,4			1'44.688	279,8
6	9 J. NAVARRO Triumph Street Triple RS 765	ESP	1'44.693	279,8	145.451	274,1	145.352	270,0	145.992	267,3	145.333	278,4			1'44.693	279,8
7	55 Y. MONTELLA Ducati Panigale V2	ITA	1'44.744	279,8	144.884	277,6	144.831	279,1	145.639	277,6	145.649	279,8			1'44.744	276,9
8	54 B. SOFUOGLU MV Agusta F3 800 RR	TUR	1'44.792	286,5	145.805	272,0	145.935	278,4	145.420	281,3	145.820	286,5			1'44.792	282,0
9	64 F. CARICASULO MV Agusta F3 800 RR	ITA	1'44.816	279,1	145.762	277,6	145.378	272,7	145.301	276,9	145.648	277,6			1'44.816	279,1
10	53 V. DEBISE Yamaha YZF R6	FRA	1'44.869	284,2	147.145	270,7	1'44.869	276,2	145.979	284,2	145.423	280,5			144.878	282,0
11	66 N. TUULI Ducati Panigale V2	FIN	1'45.127	281,3	146.565	268,7	145.685	273,4	1'45.127	274,1	145.696	278,4			145.750	281,3
12	28 G. VAN STRAALEN Yamaha YZF R6	NED	1'45.160	280,5	146.228	274,8	145.963	274,1	146.707	276,2	146.145	280,5			1'45.160	275,5
13	5 N. ANTONELLI Ducati Panigale V2	ITA	1'45.281	281,3	145.780	269,3	1'45.281	277,6	146.190	276,9	145.901	276,9	151,5		145.902	281,3
14	69 T. BOOTH-AMOS Triumph Street Triple RS 765	GBR	1'45.419	279,1	146.628	273,4	1'45.419	274,8	145.748	278,4	146.526	279,1			145.830	278,4
15	17 J. MCPHEE Triumph Street Triple RS 765	GBR	1'45.434	281,3	146.034	270,0	1'45.434	281,3	145.923	279,1	146.160	281,3			145.514	279,1
16	72 Y. RUIZ Yamaha YZF R6	ESP	1'45.495	286,5	146.146	272,0	146.880	273,4	145.672	286,5	146.104	281,3			1'45.495	277,6
17	32 D. BAYLISS Ducati Panigale V2	AUS	1'45.505	282,7	147.031	271,4	145.702	278,4	147.290	280,5	146.610	281,3			1'45.505	282,7
18	71 T. EDWARDS Ducati Panigale V2	AUS	1'45.569	283,5	185,6		1'45.569	279,1	147.528	283,5	145.780	279,8			145.920	282,7
19	22 F. FULIGNI Ducati Panigale V2	ITA	1'45.640	282,7	146.691	274,1	1'45.640	273,4	147.182	277,6	146.905	282,7	2'01.712	3 262,1	145.671	275,5
20	25 M. BRENNER Kawasaki ZX-6R	SUI	1'45.662	282,0	146.691	268,7	1'45.662	273,4	145.998	277,6	146.316	275,5			146.754	282,0
21	7 L. BALDASSARRI Ducati Panigale V2	ITA	1'45.766	279,8	147.220	275,5	1'45.766	276,2	146.445	272,7	146.323	279,8			145.792	276,2
22	68 L. POWER MV Agusta F3 800 RR	AUS	1'45.775	282,0	146.809	272,0	147.093	276,9	146.261	272,7	146.446	276,2			1'45.775	282,0
23	48 L. DALLA PORTA Yamaha YZF R6	ITA	1'45.845	282,0	146.209	271,4	146.105	272,7	145.867	276,2	146.374	282,0	1'59.724	4 259,0	1'45.845	280,5
24	51 A. SARMOON Yamaha YZF R6	THA	1'45.905	284,2	147.074	276,9	146.250	279,1	146.468	277,6	147.209	276,9			1'45.905	284,2
25	19 G. GIANNINI Kawasaki ZX-6R	ITA	1'45.936	278,4	148.176	265,4	146.855	276,9	145.941	278,4	147.116	276,9	2'01.473	4 258,4	1'45.936	278,4

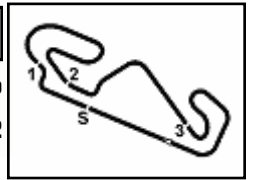
24/03/2024

These data/results cannot be reproduced, stored and/or transmitted in whole or in part by any manner of electronic, mechanical, photocopying, recording, broadcasting or otherwise now known or herein after developed without the previous express consent by the copyright owner, except for reproduction in daily press and regular printed publications on sale to the public within 60 days of the event related to those data/results and always provided that copyright symbol appears together as follows below.

© DORNA WSBK ORGANIZATION Srl 2024

FICR PERUGIA TIMING





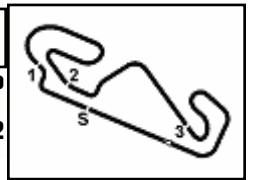
Pirelli Catalunya Round, 22-24 March 2024
Best Laps & Speeds

No.	Rider	Nat	Best Lap		FP		SP		WUP1		RC1		WUP2		RC2	
			LL	SPD	LL	SPD	LL	SPD	LL	SPD	LL	SPD	LL	SPD	LL	SPD
26	74 P. BIESIEKIRSKI Ducati Panigale V2	POL	1'45.958 58 283,5		1'46.640 14 272,0		1'45.958 16 273,4		1'46.444 5 272,7		1'46.244 18 283,5				5	
27	27 K. TOBA Honda CBR600RR	JPN	1'46.065 70 278,4		1'48.234 17 272,0		1'46.429 17 277,6		1'46.862 4 276,9		1'46.928 18 277,6	1'53.163 2 260,9		1'46.065 12 278,4		
28	50 O. VOSTATEK Triumph Street Triple RS 765	CZE	1'46.212 64 280,5		1'46.926 15 273,4		1'46.322 14 279,1		1'46.249 5 280,5		1'46.713 18 279,1			1'46.212 12 275,5		
29	40 S. CORSI Ducati Panigale V2	ITA	1'46.290 61 281,3		1'46.936 17 270,7		1'46.290 9 275,5		1'46.663 5 280,5		1'46.757 18 273,4			1'46.423 12 281,3		
30	78 H. OKUBO Kawasaki ZX-6R	JPN	1'46.307 66 282,7		1'47.403 13 270,7		1'46.424 18 274,8		1'47.321 5 273,4		1'46.745 18 276,2			1'46.307 12 282,7		
31	89 K. BIN PAWI Honda CBR600RR	MAS	1'46.880 63 272,0		1'48.407 16 263,4		1'46.880 17 272,0			100,0	1'47.640 18 268,7			1'47.257 12 270,7		
32	15 E. MCMANUS Ducati Panigale V2	IRL	1'47.053 63 277,6		1'47.995 13 269,3		1'48.025 11 270,7		1'48.692 5 277,6		1'48.010 18 269,3	1'57.893 4 259,6		1'47.053 12 276,9		
33	39 K. KEANKUM Yamaha YZF R6	THA	1'47.325 78 279,8		1'48.011 17 268,0		1'47.898 22 275,5		1'47.546 5 279,8		1'48.486 18 272,0	1'58.725 4 257,8		1'47.325 12 274,1		
34	3 R. DE ROSA QJMOTOR SRK 800 RR	ITA	1'47.600 55 266,7		1'51.062 9 252,9		1'48.162 18 257,8		1'49.300 3 261,5		1'48.662 9 262,8	1'56.107 4 250,0		1'47.600 12 266,7		

24/03/2024

These data/results cannot be reproduced, stored and/or transmitted in whole or in part by any manner of electronic, mechanical, photocopying, recording, broadcasting or otherwise now known or herein after developed without the previous express consent by the copyright owner, except for reproduction in daily press and regular printed publications on sale to the public within 60 days of the event related to those data/results and always provided that copyright symbol appears together as follows below.

© DORNA WSBK ORGANIZATION Srl 2024

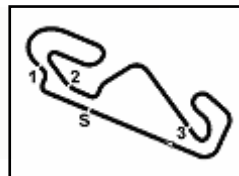

Pirelli Catalunya Round, 22-24 March 2024
Fastest Laps Race 2

No.	Rider	Nat	Team	Bike	Class	Lap	Time	Gap
1	99 A. HUERTAS	ESP	Aruba.it Racing WorldSSP Team	Ducati Panigale V2		2	1'44.432	
2	94 L. MAHIAS	FRA	GMT94 Yamaha	Yamaha YZF R6		2	1'44.581	0.149
3	23 M. SCHROETTER	GER	MV Agusta Reparto Corse	MV Agusta F3 800 RR		2	1'44.688	0.256
4	9 J. NAVARRO	ESP	WRP-RT Motorsport by SKM-Triumph	Triumph Street Triple RS 765		3	1'44.693	0.261
5	55 Y. MONTELLA	ITA	Barni Spark Racing Team	Ducati Panigale V2		2	1'44.744	0.312
6	61 C. ONCU	TUR	Kawasaki Puccetti Racing	Kawasaki ZX-6R		3	1'44.771	0.339
7	54 B. SOFUOGLU	TUR	MV Agusta Reparto Corse	MV Agusta F3 800 RR		4	1'44.792	0.360
8	64 F. CARICASULO	ITA	Motozoo ME AIR Racing	MV Agusta F3 800 RR		4	1'44.816	0.384
9	53 V. DEBISE	FRA	Evan Bros. WorldSSP Yamaha Team	Yamaha YZF R6		6	1'44.878	0.446
10	62 S. MANZI	ITA	Pata Yamaha Ten Kate Racing	Yamaha YZF R6		3	1'44.917	0.485
11	28 G. VAN STRAALEN	NED	Pata Yamaha Ten Kate Racing	Yamaha YZF R6		3	1'45.160	0.728
12	72 Y. RUIZ	ESP	VFT Racing Yamaha	Yamaha YZF R6		2	1'45.495	1.063
13	32 D. BAYLISS	AUS	D34G Racing WorldSSP Team	Ducati Panigale V2		2	1'45.505	1.073
14	17 J. MCPHEE	GBR	WRP-RT Motorsport by SKM-Triumph	Triumph Street Triple RS 765		3	1'45.514	1.082
15	22 F. FULIGNI	ITA	Orelac Racing Verdnatura	Ducati Panigale V2	*	4	1'45.671	1.239
16	66 N. TUULI	FIN	EAB Racing Team	Ducati Panigale V2		2	1'45.750	1.318
17	68 L. POWER	AUS	Motozoo ME AIR Racing	MV Agusta F3 800 RR	*	4	1'45.775	1.343
18	7 L. BALDASSARRI	ITA	Orelac Racing Verdnatura	Ducati Panigale V2		2	1'45.792	1.360
19	69 T. BOOTH-AMOS	GBR	PTR Triumph	Triumph Street Triple RS 765		4	1'45.830	1.398
20	48 L. DALLA PORTA	ITA	Altogo Racing Team	Yamaha YZF R6		5	1'45.845	1.413
21	5 N. ANTONELLI	ITA	Ecosantagata Althea Racing Team	Ducati Panigale V2		5	1'45.902	1.470
22	51 A. SARMOON	THA	Yamaha Thailand Racing Team	Yamaha YZF R6		2	1'45.905	1.473
23	71 T. EDWARDS	AUS	D34G Racing WorldSSP Team	Ducati Panigale V2	*	2	1'45.920	1.488
24	19 G. GIANNINI	ITA	Team ProDina Kawasaki	Kawasaki ZX-6R	*	4	1'45.936	1.504
25	27 K. TOBA	JPN	PETRONAS MIE Racing Honda	Honda CBR600RR		3	1'46.065	1.633
26	50 D. VOSTATEK	CZE	PTR Triumph	Triumph Street Triple RS 765		3	1'46.212	1.780
27	78 H. OKUBO	JPN	Vince64 Racing Team by Puccetti	Kawasaki ZX-6R		4	1'46.307	1.875
28	40 S. CORSI	ITA	Renzi Corse	Ducati Panigale V2	*	4	1'46.423	1.991
29	25 M. BRENNER	SUI	VIAMO Racing by MTM	Kawasaki ZX-6R		5	1'46.754	2.322
30	15 E. MCMANUS	IRL	Rokit Haslam Racing	Ducati Panigale V2		2	1'47.053	2.621
31	89 K. BIN PAWI	MAS	PETRONAS MIE Racing Honda	Honda CBR600RR		3	1'47.257	2.825
32	39 K. KEANKUM	THA	Yamaha Thailand Racing Team	Yamaha YZF R6		5	1'47.325	2.893
33	3 R. DE ROSA	ITA	QJMOTOR Factory Racing	QJMOTOR SRK 800 RR	*	4	1'47.600	3.168

24/03/2024

These data/results cannot be reproduced, stored and/or transmitted in whole or in part by any manner of electronic, mechanical, photocopying, recording, broadcasting or otherwise now known or herein after developed without the previous express consent by the copyright owner, except for reproduction in daily press and regular printed publications on sale to the public within 60 days of the event related to those data/results and always provided that copyright symbol appears together as follows below.

© DORNA WSBK ORGANIZATION Srl 2024

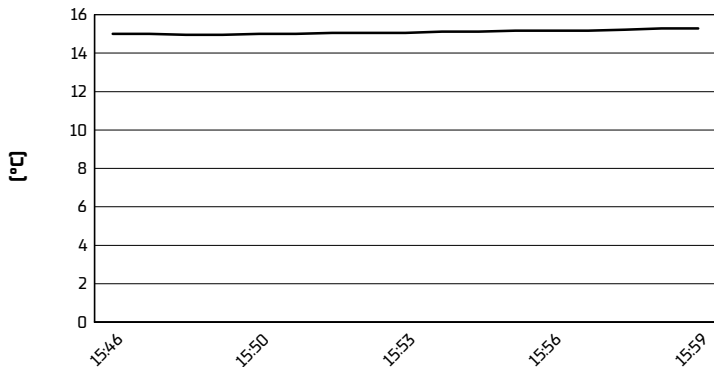


Circuit de Barcelona 4.657 m

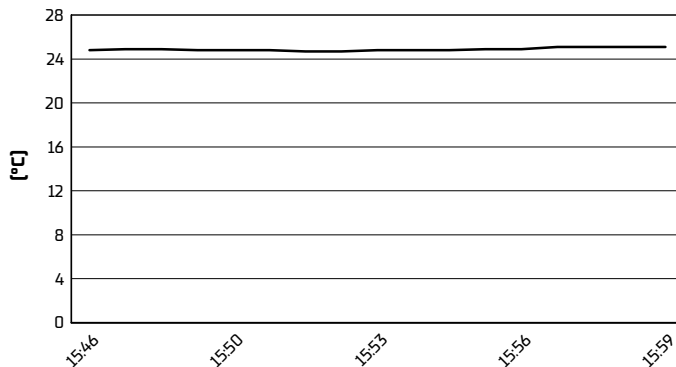
Pirelli Catalunya Round, 22-24 March 2024
Weather Report Race 2

Session started 15:46 - Session ended 15:59


Air Temperature



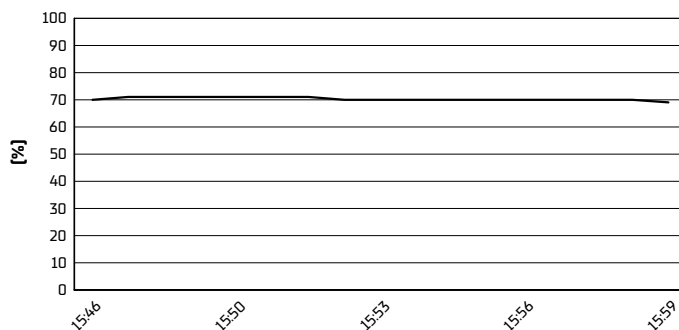
Track Temperature



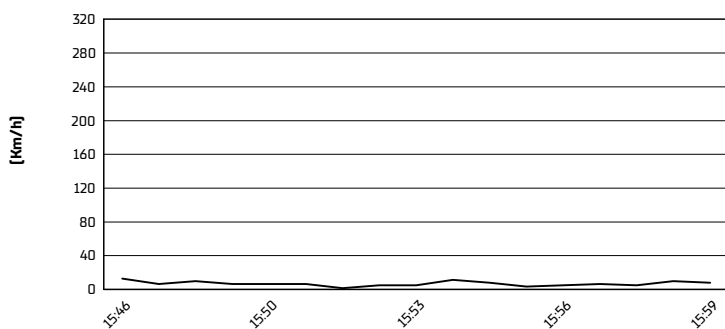
Air Pressure



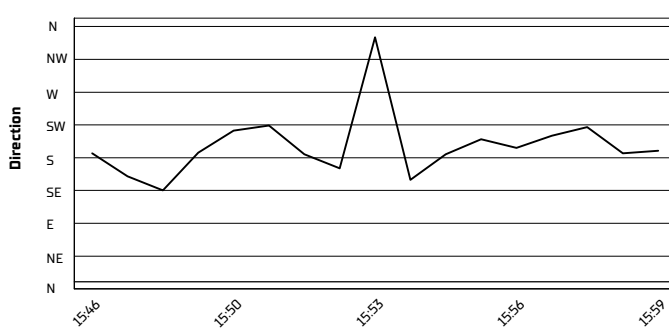
Humidity



Wind Speed



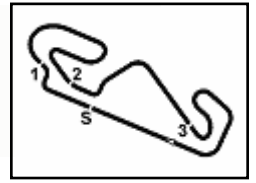
Wind Direction



24/03/2024

These data/results cannot be reproduced, stored and/or transmitted in whole or in part by any manner of electronic, mechanical, photocopying, recording, broadcasting or otherwise now known or herein after developed without the previous express consent by the copyright owner, except for reproduction in daily press and regular printed publications on sale to the public within 60 days of the event related to those data/results and always provided that copyright symbol appears together as follows below.

© DORNA WSBK ORGANIZATION Srl 2024



Circuit de Barcelona 4.657 m

Pirelli Catalunya Round, 22-24 March 2024
Riders Performance

	Points	Points From First	Points From Previous	February 25	March 24	April 21	June 16	July 14	July 21	August 11	August 25	September 8	September 22	September 29	October 20			
				PHILLIP ISLAND	BARCELONA	ASSEN	MISANO	DONINGTON PARK	MOST	PORTIMAO	BALATON PARK	MAGNY-COURS	CREMONA CIRCUIT	ARAGON	JEREZ	SP 1 2	SP 1 2	SP 1 2
1	MONTELLA	76		2 1 1	6 4 4													
2	SCHROETTER	72	4	3 3 2	5 3 2													
3	MANZI	65	11	7 4 2 Rt	3 2 1													
4	CARICASULO	44	32	21 8 4 4	10 6 8													
5	HUERTAS	41	35	3 1 Rt 3	1 1 32													
6	SOFUOGLU	36	40	5 7 6 6	19 10 6													
7	DEBISE	33	43	3 5 Rt 5	7 5 5													
8	MAHIAS	32	44	1 6 9 7	4 Rt 3													
9	NAVARRO	31	45	1 9 7 12	9 7 7													
10	BAYLISS	22	54	9 15 5 10	17 21 11													
11	MCPHEE	20	56	2 21 8 8	12 12 17													
12	RUIZ	18	58	2 13 11 11	30 11 13													
13	ONCU	15	61	3 12 Rt 16	2 8 9													
14	VAN STRAALEN	8	68	7 17 18 20	21 14 10													
15	BOOTH-AMOS	7	69	1 11 Rt 13	11 13 15													
16	BALDASSARRI	7	69	0 14 Rt 9	18 26 16													
17	ANTONELLI	7	69	0 Rt 17	8 9 18													
18	TOPARIS	6	70	1 16 10 18														
19	SARMOON	5	71	1 20 12 15	23 23 22													
20	EDWARDS	4	72	1 13 Rt 12														
21	BRENNER	3	73	1 18 13 25	15 19 27													
22	DALLA PORTA	3	73	0 22 15 14														
23	TUULI	2	74	1 10 17 14	16 16 Nc													
24	VOSTATEK	2	74	0 19 14 19	25 22 26													
25	BIN PAWI	1	75	1 25 15 23	29 28 29													

SP = Superpole - 1 = Race 1 - 2 = Race 2

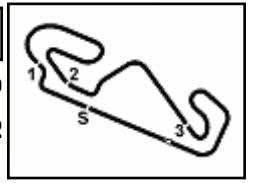
Ns = Did Not Start - Rt = Retired - Ex = Excluded

24/03/2024

These data/results cannot be reproduced, stored and/or transmitted in whole or in part by any manner of electronic, mechanical, photocopying, recording, broadcasting or otherwise now known or herein after developed without the previous express consent by the copyright owner, except for reproduction in daily press and regular printed publications on sale to the public within 60 days of the event related to those data/results and always provided that copyright symbol appears together as follows below.

© DORNA WSBK ORGANIZATION Srl 2024





Pirelli Catalunya Round, 22-24 March 2024
Race Winners

	2021	2022	2023	2024
01 Phillip Island		RC1: Montella Y. (ITA) KAW RC2: Aegerter D. (SUI) YAM	RC1: Bulega N. (ITA) DUC RC2: Bulega N. (ITA) DUC	RC1: Montella Y. (ITA) DUC RC2: Montella Y. (ITA) DUC
02 Barcelona	RC1: Krummenacher R. (SUI) YAM RC2: Gonzalez M. (ESP) YAM	RC1: Aegerter D. (SUI) YAM RC2: Aegerter D. (SUI) YAM	RC1: Bulega N. (ITA) DUC RC2: Sofuoglu B. (TUR) MVA	RC1: Huertas A. (ESP) DUC RC2: Manzi S. (ITA) YAM
03 Assen	RC1: Aegerter D. (SUI) YAM RC2: Aegerter D. (SUI) YAM	RC1: Aegerter D. (SUI) YAM RC2: Aegerter D. (SUI) YAM	RC1: Bulega N. (ITA) DUC RC2: Bulega N. (ITA) DUC	
04 Misano	RC1: Aegerter D. (SUI) YAM RC2: Aegerter D. (SUI) YAM	RC1: Aegerter D. (SUI) YAM RC2: Aegerter D. (SUI) YAM	RC1: Bulega N. (ITA) DUC RC2: Manzi S. (ITA) YAM	
05 Donington		RC1: Aegerter D. (SUI) YAM RC2: Aegerter D. (SUI) YAM	RC1: Bulega N. (ITA) DUC RC2: Bulega N. (ITA) DUC	
06 Most	RC1: Odendaal S. (RSA) YAM RC2: Aegerter D. (SUI) YAM	RC1: Baldassarri L. (ITA) YAM RC2: Baldassarri L. (ITA) YAM	RC1: Bulega N. (ITA) DUC RC2: Mackenzie T. (GBR) HON	
07 Portimao	RC1: Cluzel J. (FRA) YAM RC2: Odendaal S. (RSA) YAM	RC1: Manzi S. (ITA) TRI RC2: Aegerter D. (SUI) YAM	RC1: Bulega N. (ITA) DUC RC2: Manzi S. (ITA) YAM	
08 Balaton				
09 Magny-Cours	RC1: Aegerter D. (SUI) YAM RC2: Gonzalez M. (ESP) YAM	RC1: Baldassarri L. (ITA) YAM RC2: Aegerter D. (SUI) YAM	RC1: Bulega N. (ITA) DUC RC2: Bulega N. (ITA) DUC	
10 Cremona				
11 Aragon	RC1: Odendaal S. (RSA) YAM RC2: Odendaal S. (RSA) YAM	RC1: Baldassarri L. (ITA) YAM RC2: Aegerter D. (SUI) YAM	RC1: Bulega N. (ITA) DUC RC2: Bulega N. (ITA) DUC	
12 Jerez	Aegerter D. (SUI) YAM		RC1: Bulega N. (ITA) DUC RC2: Bulega N. (ITA) DUC	

2024

- 2 Y. Montella
- 1 A. Huertas
- 1 S. Manzi

ALL TIMES

- | | | | | |
|-------------------|-------------------|-----------------|-------------------|-----------------|
| 43 K. Sofuoglu | 6 S. Chambon | 3 I. MacPherson | 1 A. Huertas | 1 R. Wilairot |
| 27 D. Aegerter | 6 C. Davies | 3 Y. Montella | 1 L. Lanzi | 1 L. Zanetti |
| 24 J. Cluzel | 6 K. Fujiwara | 3 J. Rea | 1 T. Mackenzie | 1 W. Zeelenberg |
| 16 N. Bulega | 6 S. Manzi | 3 L. Scassa | 1 S. Morais | |
| 16 F. Foret | 6 B. Parkes | 3 K. Smith | 1 G. Nannelli | |
| 12 S. Charpentier | 6 J. Teuchert | 2 J. Brookes | 1 C. Oncu | |
| 12 E. Laverty | 6 M. van der Mark | 2 S. Cortese | 1 M. Pirro | |
| 12 A. Locatelli | 5 C. Crutchlow | 2 M. Gonzalez | 1 G. Rea | |
| 11 K. Muggeridge | 5 S. Odendaal | 2 P. Jacobsen | 1 P. Riba | |
| 9 L. Mahias | 4 L. Baldassarri | 2 N. Tuuli | 1 M. Roccoli | |
| 8 S. Lowes | 4 K. Curtain | 2 A. West | 1 R. Rolfo | |
| 7 F. Caricasulo | 4 C. Vermeulen | 2 R. Xaus | 1 B. Sofuoglu | |
| 7 R. Krummenacher | 4 J. Whitham | 1 A. Badovini | 1 Y. Tiberio | |
| 7 A. Pitt | 3 C. Kellner | 1 P. Bontempi | 1 J. Vd Goorbergh | |
| 6 P. Casoli | 3 J. Lascorz | 1 R. De Rosa | 1 A. Verdoia | |

24/03/2024

These data/results cannot be reproduced, stored and/or transmitted in whole or in part by any manner of electronic, mechanical, photocopying, recording, broadcasting or otherwise now known or herein after developed without the previous express consent by the copyright owner, except for reproduction in daily press and regular printed publications on sale to the public within 60 days of the event related to those data/results and always provided that copyright symbol appears together as follows below.

© DORNA WSBK ORGANIZATION Srl 2024