

Pirelli Catalunya Round, 22 - 24 March 2024
Biographical Entry List

No.	Rider (Abbreviation)	Age	Date of Birth	Place of Birth	Nat	Bike Team	Wins 2024	Podiums 2024	Pole 2024	Races 2024	Tyres	Class
1	3 DE ROSA Raffaele [DeR]	36	25/03/1987	Napoli	ITA	QJMOTOR SRK 800 RR QJMOTOR Factory Racing	1	19		138	Pirelli	*
2	5 ANTONELLI Niccolò [Ant]	28	23/02/1996	Cattolica	ITA	Ducati Panigale V2 Ecosantagata Althea Racing Team				2	Pirelli	
3	7 BALDASSARRI Lorenzo [Bal]	27	06/11/1996	San Severino Marche	ITA	Ducati Panigale V2 Orelac Racing Verdatura	4	16	2	26	Pirelli	
4	9 NAVARRO Jorge [Nav]	28	03/02/1996	Valencia	ESP	Triumph Street Triple RS 765 WRP-RT Motorsport by SKM-Triumph		1		26	Pirelli	
5**	15 MCMANUS Eugene James [McM]	24	19/04/1999	Belfast	IRL	Ducati Panigale V2 Rokit Haslam Racing				10	Pirelli	
6	17 MCPHEE John [McP]	29	14/07/1994	Oban, Argyll And Bute	GBR	Triumph Street Triple RS 765 WRP-RT Motorsport by SKM-Triumph		1		24	Pirelli	
7	19 GIANNINI Gabriele [Gia]	21	11/10/2002	Aprilia	ITA	Kawasaki ZX-6R Team ProDina Kawasaki				2	Pirelli	*
8	22 FULIGNI Federico [Ful]	28	01/06/1995	Bologna	ITA	Ducati Panigale V2 Orelac Racing Verdatura				77	Pirelli	*
9	23 SCHROETTER Marcel [Sch]	31	02/01/1993	Landsberg Am Lech	GER	MV Agusta F3 800 RR MV Agusta Reparto Corse		9		28	Pirelli	
10	25 BRENNER Marcel [Bre]	26	25/07/1997	Bern	SUI	Kawasaki ZX-6R VIAMO Racing by MTM				37	Pirelli	
11	27 TOBA Kaito [Tob]	23	07/04/2000	Fukuova	JPN	Honda CBR600RR PETRONAS MIE Racing Honda				2	Pirelli	
12	28 VAN STRAALEN Glenn [van]	23	30/09/2000	Hoogkarspel	NED	Yamaha YZF R6 Pata Yamaha Ten Kate Racing		3		79	Pirelli	
13	32 BAYLISS Oliver [Bay]	20	20/09/2003	Monaco	AUS	Ducati Panigale V2 D34G Racing WorldSSP Team				37	Pirelli	
14	39 KEANKUM Krittapat [Kea]	19	22/02/2005	Nonthabuuri	THA	Yamaha YZF R6 Yamaha Thailand Racing Team				2	Pirelli	
15	40 CORSI Simone [Cor]	36	24/04/1987	Roma	ITA	Ducati Panigale V2 Renzi Corse				6	Pirelli	*
16**	48 DALLA PORTA Lorenzo [Dal]	26	22/06/1997	Prato	ITA	Yamaha YZF R6 Altogo Racing Team				10	Pirelli	
17	50 VOSTATEK Ondrej [Vos]	19	26/08/2004	Praha 4	CZE	Triumph Street Triple RS 765 PTR Triumph				42	Pirelli	
18	51 SARMOON Anupab [Sar]	30	09/12/1993	Chiang Mai	THA	Yamaha YZF R6 Yamaha Thailand Racing Team				26	Pirelli	
19	53 DEBISE Valentin [Deb]	32	12/02/1992	Albi	FRA	Yamaha YZF R6 Evan Bros. WorldSSP Yamaha Team		2		48	Pirelli	
20	54 SOFUOGLU Bahattin [Sof]	20	19/08/2003	Adapazari	TUR	MV Agusta F3 800 RR MV Agusta Reparto Corse	1	4		43	Pirelli	
21	55 MONTELLA Yari [Mon]	24	05/01/2000	Oliveto Citra	ITA	Ducati Panigale V2 Barni Spark Racing Team	3	8		48	Pirelli	
22	61 ONCU Can [Onc]	20	26/07/2003	Alanya	TUR	Kawasaki ZX-6R Kawasaki Puccetti Racing	1	14		78	Pirelli	
23	62 MANZI Stefano [Man]	24	29/03/1999	Rimini	ITA	Yamaha YZF R6 Pata Yamaha Ten Kate Racing	5	23	1	51	Pirelli	
24	64 CARICASULO Federico [Car]	27	06/04/1996	Ravenna	ITA	MV Agusta F3 800 RR Motozoo ME AIR Racing	7	34	12	119	Pirelli	
25	66 TUULI Niki [Tuu]	28	26/10/1995	Imatra	FIN	Ducati Panigale V2 EAB Racing Team	2	10	2	86	Pirelli	
26	68 POWER Luke [Pow]	19	30/11/2004	Ferntree Gully	AUS	MV Agusta F3 800 RR Motozoo ME AIR Racing				18	Pirelli	*
27	69 BOOTH-AMOS Thomas [Boo]	28	12/03/1996	Stafford	GBR	Triumph Street Triple RS 765 PTR Triumph				40	Pirelli	
28	71 EDWARDS Tom [Edw]	22	09/07/2001	Wellington	AUS	Ducati Panigale V2 D34G Racing WorldSSP Team				24	Pirelli	*
29	72 RUIZ Yeray [Rui]	20	15/08/2003	Malaga	ESP	Yamaha YZF R6 VFT Racing Yamaha				8	Pirelli	
30	74 BIESIEKIRSKI Piotr [Bie]	22	25/09/2001	Warszawa	POL	Ducati Panigale V2 Ecosantagata Althea Racing Team					Pirelli	
31	78 OKUBO Hikari [Oku]	30	11/08/1993	Tokyo	JPN	Kawasaki ZX-6R Vince64 Racing Team by Puccetti				61	Pirelli	
32	89 BIN PAWI Khairul Idham [Bin]	25	20/09/1998	Perak	MAS	Honda CBR600RR PETRONAS MIE Racing Honda				4	Pirelli	
33	94 MAHIAS Lucas [Mah]	34	14/04/1989	Mont de Marsan	FRA	Yamaha YZF R6 GMT94 Yamaha	9	29	8	74	Pirelli	
34	99 HUERTAS Adrian [Hue]	20	21/08/2003	Parla - Madrid	ESP	Ducati Panigale V2 Aruba.it Racing WorldSSP Team		1	1	46	Pirelli	

22/03/2024

* = Wild Card

** = One Event

Pirelli Catalunya Round, 22 - 24 March 2024
Results Free Practice

Circuit de Barcelona 4.657 m

1 / 2

No.	Rider	Nat	Team	Bike	Class	Time	Gap	Rel.	Laps	Speed	
										Avg	Max
1	55 Y. MONTELLA	ITA	Barni Spark Racing Team	Ducati Panigale V2		1'44.884			13	159,845	277,6
2	23 M. SCHROETTER	GER	MV Agusta Reparto Corse	MV Agusta F3 800 RR		1'44.884		0.000	13	159,845	271,4
3	61 C. ONCU	TUR	Kawasaki Puccetti Racing	Kawasaki ZX-6R		1'44.999	0.115	0.115	13	159,670	272,7
4	94 L. MAHIAS	FRA	GMT94 Yamaha	Yamaha YZF R6		1'45.267	0.383	0.268	15	159,264	272,0
5	9 J. NAVARRO	ESP	WRP-RT Motorsport by SKM-Triumph	Triumph Street Triple RS 765		1'45.451	0.567	0.184	16	158,986	274,1
6	64 F. CARICASULO	ITA	Motozoo ME AIR Racing	MV Agusta F3 800 RR		1'45.762	0.878	0.311	16	158,518	277,6
7	5 N. ANTONELLI	ITA	Ecosantagata Althea Racing Team	Ducati Panigale V2		1'45.780	0.896	0.018	14	158,491	269,3
8	54 B. SOFUOGLU	TUR	MV Agusta Reparto Corse	MV Agusta F3 800 RR		1'45.805	0.921	0.025	15	158,454	272,0
9	62 S. MANZI	ITA	Pata Yamaha Ten Kate Racing	Yamaha YZF R6		1'46.010	1.126	0.205	12	158,147	272,0
10	17 J. MCPHEE	GBR	WRP-RT Motorsport by SKM-Triumph	Triumph Street Triple RS 765		1'46.034	1.150	0.024	10	158,112	270,0
11	74 Y. RUIZ	ESP	VFT Racing Yamaha	Yamaha YZF R6		1'46.146	1.262	0.112	16	157,945	272,0
12	48 L. DALLA PORTA	ITA	Altogo Racing Team	Yamaha YZF R6		1'46.209	1.325	0.063	15	157,851	271,4
13	28 G. VAN STRAALEN	NED	Pata Yamaha Ten Kate Racing	Yamaha YZF R6		1'46.228	1.344	0.019	15	157,823	274,8
14	66 N. TUULI	FIN	EAB Racing Team	Ducati Panigale V2		1'46.565	1.681	0.337	14	157,324	268,7
15	99 A. HUERTAS	ESP	Aruba.it Racing WorldSSP Team	Ducati Panigale V2		1'46.582	1.698	0.017	14	157,299	277,6
16	69 T. BOOTH-AMOS	GBR	PTR Triumph	Triumph Street Triple RS 765		1'46.628	1.744	0.046	13	157,231	273,4
17	P. BIESIEKIRSKI	POL	Ecosantagata Althea Racing Team	Ducati Panigale V2		1'46.640	1.756	0.012	14	157,213	272,0
18	25 M. BRENNER	SUI	VIAMO Racing by MTM	Kawasaki ZX-6R		1'46.691	1.807	0.051	16	157,138	268,7
19	22 F. FULIGNI	ITA	Orelac Racing Verdnavatura	Ducati Panigale V2	*	1'46.691	1.807	0.000	13	157,138	274,1
20	68 L. POWER	AUS	Motozoo ME AIR Racing	MV Agusta F3 800 RR	*	1'46.809	1.925	0.118	17	156,964	272,0
21	50 O. VOSTATEK	CZE	PTR Triumph	Triumph Street Triple RS 765		1'46.926	2.042	0.117	15	156,793	273,4
22	40 S. CORSI	ITA	Renzi Corse	Ducati Panigale V2	*	1'46.936	2.052	0.010	17	156,778	270,7
23	32 O. BAYLISS	AUS	D34G Racing WorldSSP Team	Ducati Panigale V2		1'47.031	2.147	0.095	17	156,639	271,4
24	51 A. SARMOON	THA	Yamaha Thailand Racing Team	Yamaha YZF R6		1'47.074	2.190	0.043	15	156,576	276,9
25	53 V. DEBISE	FRA	Evan Bros. WorldSSP Yamaha Team	Yamaha YZF R6		1'47.145	2.261	0.071	15	156,472	270,7
26	7 L. BALDASSARRI	ITA	Orelac Racing Verdnavatura	Ducati Panigale V2		1'47.220	2.336	0.075	13	156,363	275,5
27	78 H. OKUBO	JPN	Vince64 Racing Team by Puccetti	Kawasaki ZX-6R		1'47.403	2.519	0.183	13	156,096	270,7
28	15 E. MCMANUS	IRL	Rokit Haslam Racing	Ducati Panigale V2		1'47.995	3.111	0.592	13	155,241	269,3
29	39 K. KEANKUM	THA	Yamaha Thailand Racing Team	Yamaha YZF R6		1'48.011	3.127	0.016	17	155,218	268,0
30	19 G. GIANNINI	ITA	Team ProDina Kawasaki	Kawasaki ZX-6R	*	1'48.176	3.292	0.165	13	154,981	265,4
31	27 K. TOBA	JPN	PETRONAS MIE Racing Honda	Honda CBR600RR		1'48.234	3.350	0.058	17	154,898	272,0
32	89 K. BIN PAWI	MAS	PETRONAS MIE Racing Honda	Honda CBR600RR		1'48.407	3.523	0.173	16	154,651	263,4
Out 105% in this Session											
33	3 R. DE ROSA	ITA	QJMOTOR Factory Racing	QJMOTOR SRK 800 RR	*	1'51.062	6.178	2.655	9	150,954	252,9
34	71 T. EDWARDS	AUS	D34G Racing WorldSSP Team	Ducati Panigale V2	*				4		185,6

Qualifying Lap Time (105% of 1'44.884): 1'50.129

* WorldSSP Challenge

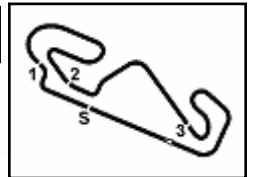
AIR	Humidity:	50%	Temp:	23°C
TRACK	Condition:	Dry	Temp:	31°C

Records	Pole	(SP)	2022	D.Aegerter	1'43.983	161,230	Km/h
	Race	(RC1)	2022	D.Aegerter	1'45.157	159,430	Km/h
	All Times	(SP)	2022	D.Aegerter	1'43.983	161,230	Km/h

Start 22/03/2024 11:20 End 12:03 The results are provisional until the end of the time limit for protests and appeals and the completion of the technical checks.

These data/results cannot be reproduced, stored and/or transmitted in whole or in part by any manner of electronic, mechanical, photocopying, recording, broadcasting or otherwise now known or herein after developed without the previous express consent by the copyright owner, except for reproduction in daily press and regular printed publications on sale to the public within 60 days of the event related to those data/results and always provided that copyright symbol appears together as follows below.

© DORNA WSBK ORGANIZATION Srl 2024



Pirelli Catalunya Round, 22 - 24 March 2024
Results Free Practice

Session Highlights

Local Time	No. Rider	Description
11.20.00		Start
11.20.05		WorldSSP Pit Intervention Time: 1min 21secs
11.24.34	3 R. DE ROSA	Technical Problem - Turn 1
11.25.41	28 G. VAN STRAALEN	Lap Cancelled [1'48.555] - Exceeded Track Limits - Turn 13
11.25.48	28 G. VAN STRAALEN	Lap Cancelled [1'48.555] - Exceeded Track Limits - Turn 13
11.28.04	66 N. TUULI	Lap Cancelled [1'46.883] - Exceeded Track Limits - Turn 8
11.28.18	9 J. NAVARRO	Racelink GPS too few satellites
11.28.23	55 Y. MONTELLA	Racelink GPS too few satellites
11.29.01	61 C. ONCU	Racelink RF very bad coverage
11.29.17	54 B. SOFUOGLU	Lap Cancelled [1'47.623] - Exceeded Track Limits - Turn 13
11.31.20	72 Y. RUIZ	Lap Cancelled [1'47.498] - Exceeded Track Limits - Turn 13
11.39.21	99 A. HUERTAS	Racelink GPS too few satellites
11.42.28	61 C. ONCU	Lap Cancelled [1'46.565] - Exceeded Track Limits - Turn 13
11.43.35	61 C. ONCU	Lap Cancelled [1'46.058] - Exceeded Track Limits - Turn 14
11.44.00		N.66 - 55 - 9 - 99 - 94 - 78 - 54 CHECK RACELINK GPS
11.46.01	61 C. ONCU	Lap Cancelled [1'46.058] - Exceeded Track Limits - Turn 14
11.46.14	55 Y. MONTELLA	Lap Cancelled [1'46.029] - Exceeded Track Limits - Turn 14
11.46.55	54 B. SOFUOGLU	On the Gravel - Turn 1
11.47.06	54 B. SOFUOGLU	Re-joined
11.49.39	69 T. BOOTH-AMOS	Lap Cancelled [2'06.062] - Exceeded Track Limits - Turn 1
11.51.56	69 T. BOOTH-AMOS	Current Lap Cancelled - Exceeded Track Limits - Turn 1
11.55.21	72 Y. RUIZ	Lap Cancelled [1'46.684] - Exceeded Track Limits - Turn 14
12.02.21	17 J. MCPHEE	Lap Cancelled [1'46.674] - Exceeded Track Limits - Turn 13
12.03.02		End Of Session

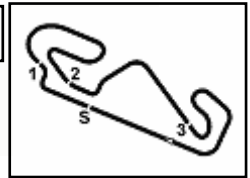
Fastest Laps Sequence

No.	Rider	Nat	Team	Bike	Local Time	Time	Gap	Avg
53	V. DEBISE	FRA	Evan Bros. WorldSSP Yamaha Team	Yamaha YZF R6	11:23'41.436	1'48.494		154,527
55	Y. MONTELLA	ITA	Barni Spark Racing Team	Ducati Panigale V2	11:23'43.853	1'47.884	-0.610	155,400
94	L. MAHIAS	FRA	GMT94 Yamaha	Yamaha YZF R6	11:24'16.489	1'47.014	-0.870	156,664
9	J. NAVARRO	ESP	WRP-RT Motorsport by SKM-Triumph	Triumph Street Triple RS 765	11:24'17.214	1'46.980	-0.034	156,713
61	C. ONCU	TUR	Kawasaki Puccetti Racing	Kawasaki ZX-6R	11:24'23.453	1'46.570	-0.410	157,316
94	L. MAHIAS	FRA	GMT94 Yamaha	Yamaha YZF R6	11:26'02.554	1'46.065	-0.505	158,065
61	C. ONCU	TUR	Kawasaki Puccetti Racing	Kawasaki ZX-6R	11:26'09.408	1'45.955	-0.110	158,229
94	L. MAHIAS	FRA	GMT94 Yamaha	Yamaha YZF R6	11:27'48.299	1'45.745	-0.210	158,544
9	J. NAVARRO	ESP	WRP-RT Motorsport by SKM-Triumph	Triumph Street Triple RS 765	11:31'24.865	1'45.577	-0.168	158,796
9	J. NAVARRO	ESP	WRP-RT Motorsport by SKM-Triumph	Triumph Street Triple RS 765	11:48'01.342	1'45.469	-0.108	158,959
9	J. NAVARRO	ESP	WRP-RT Motorsport by SKM-Triumph	Triumph Street Triple RS 765	11:49'46.793	1'45.451	-0.018	158,986
94	L. MAHIAS	FRA	GMT94 Yamaha	Yamaha YZF R6	11:56'17.041	1'45.362	-0.089	159,120
23	M. SCHROETTER	GER	MV Agusta Reparto Corse	MV Agusta F3 800 RR	11:56'38.732	1'45.254	-0.108	159,283
55	Y. MONTELLA	ITA	Barni Spark Racing Team	Ducati Panigale V2	11:57'01.721	1'44.884	-0.370	159,845
23	M. SCHROETTER	GER	MV Agusta Reparto Corse	MV Agusta F3 800 RR	11:58'23.616	1'44.884		159,845

Start 11:20 End 12:03 The results are provisional until the end of the time limit for protests and appeals and the completion of the technical checks.

These data/results cannot be reproduced, stored and/or transmitted in whole or in part by any manner of electronic, mechanical, photocopying, recording, broadcasting or otherwise now known or herein after developed without the previous express consent by the copyright owner, except for reproduction in daily press and regular printed publications on sale to the public within 60 days of the event related to those data/results and always provided that copyright symbol appears together as follows below.

© DORNA WSBK ORGANIZATION Srl 2024



Pirelli Catalunya Round, 22 - 24 March 2024
Best Sectors & Speed Free Practice

Circuit de Barcelona 4.657 m

BEST LAP			
1	23 M. SCHROETTER	MV Agusta F3 800 RR	1'44.884
2	55 Y. MONTELLA	Ducati Panigale V2	1'44.884
3	61 C. ONCU	Kawasaki ZX-6R	1'44.999
4	94 L. MAHIAS	Yamaha YZF R6	1'45.267
5	9 J. NAVARRO	Triumph Street Triple RS 765	1'45.451
6	64 F. CARICASULO	MV Agusta F3 800 RR	1'45.762
7	5 N. ANTONELLI	Ducati Panigale V2	1'45.780
8	54 B. SOFUOGLU	MV Agusta F3 800 RR	1'45.805
9	62 S. MANZI	Yamaha YZF R6	1'46.010
10	17 J. MCPHEE	Triumph Street Triple RS 765	1'46.034
11	72 Y. RUIZ	Yamaha YZF R6	1'46.146
12	48 L. DALLA PORTA	Yamaha YZF R6	1'46.209
13	28 G. VAN STRAALEN	Yamaha YZF R6	1'46.228
14	66 N. TUULI	Ducati Panigale V2	1'46.565
15	99 A. HUERTAS	Ducati Panigale V2	1'46.582
16	69 T. BOOTH-AMOS	Triumph Street Triple RS 765	1'46.628
17	74 P. BIESIEKIRSKI	Ducati Panigale V2	1'46.640
18	22 F. FULIGNI	Ducati Panigale V2	1'46.691
19	25 M. BRENNER	Kawasaki ZX-6R	1'46.691
20	68 L. POWER	MV Agusta F3 800 RR	1'46.809
21	50 D. VOSTATEK	Triumph Street Triple RS 765	1'46.926
22	40 S. CORSI	Ducati Panigale V2	1'46.936
23	32 D. BAYLISS	Ducati Panigale V2	1'47.031
24	51 A. SARMOON	Yamaha YZF R6	1'47.074
25	53 V. DEBISE	Yamaha YZF R6	1'47.145
26	7 L. BALDASSARRI	Ducati Panigale V2	1'47.220
27	78 H. OKUBO	Kawasaki ZX-6R	1'47.403
28	15 E. MCMANUS	Ducati Panigale V2	1'47.995
29	39 K. KEANKUM	Yamaha YZF R6	1'48.011
30	19 G. GIANNINI	Kawasaki ZX-6R	1'48.176
31	27 K. TOBA	Honda CBR600RR	1'48.234
32	89 K. BIN PAWI	Honda CBR600RR	1'48.407
33	3 R. DE ROSA	QJMOTOR SRK 800 RR	1'51.062
34	71 T. EDWARDS	Ducati Panigale V2	

SPEED			
1	55 Y. MONTELLA	Ducati Panigale V2	277,6
2	64 F. CARICASULO	MV Agusta F3 800 RR	277,6
3	99 A. HUERTAS	Ducati Panigale V2	277,6
4	51 A. SARMOON	Yamaha YZF R6	276,9
5	7 L. BALDASSARRI	Ducati Panigale V2	275,5
6	28 G. VAN STRAALEN	Yamaha YZF R6	274,8
7	22 F. FULIGNI	Ducati Panigale V2	274,1
8	9 J. NAVARRO	Triumph Street Triple RS 765	274,1
9	50 D. VOSTATEK	Triumph Street Triple RS 765	273,4
10	69 T. BOOTH-AMOS	Triumph Street Triple RS 765	273,4
11	61 C. ONCU	Kawasaki ZX-6R	272,7
12	54 B. SOFUOGLU	MV Agusta F3 800 RR	272,0
13	27 K. TOBA	Honda CBR600RR	272,0
14	68 L. POWER	MV Agusta F3 800 RR	272,0
15	94 L. MAHIAS	Yamaha YZF R6	272,0
16	62 S. MANZI	Yamaha YZF R6	272,0
17	72 Y. RUIZ	Yamaha YZF R6	272,0
18	74 P. BIESIEKIRSKI	Ducati Panigale V2	272,0
19	48 L. DALLA PORTA	Yamaha YZF R6	271,4
20	23 M. SCHROETTER	MV Agusta F3 800 RR	271,4
21	32 D. BAYLISS	Ducati Panigale V2	271,4
22	78 H. OKUBO	Kawasaki ZX-6R	270,7
23	40 S. CORSI	Ducati Panigale V2	270,7
24	53 V. DEBISE	Yamaha YZF R6	270,7
25	17 J. MCPHEE	Triumph Street Triple RS 765	270,0
26	15 E. MCMANUS	Ducati Panigale V2	269,3
27	5 N. ANTONELLI	Ducati Panigale V2	269,3
28	66 N. TUULI	Ducati Panigale V2	268,7
29	25 M. BRENNER	Kawasaki ZX-6R	268,7
30	39 K. KEANKUM	Yamaha YZF R6	268,0
31	19 G. GIANNINI	Kawasaki ZX-6R	265,4
32	89 K. BIN PAWI	Honda CBR600RR	263,4
33	3 R. DE ROSA	QJMOTOR SRK 800 RR	252,9
34	71 T. EDWARDS	Ducati Panigale V2	185,6

SEG. 1		
1	28 G. VAN STRAALEN	18.145
2	61 C. ONCU	18.146
3	62 S. MANZI	18.209
4	55 Y. MONTELLA	18.217
5	66 N. TUULI	18.312
6	23 M. SCHROETTER	18.323
7	72 Y. RUIZ	18.327
8	94 L. MAHIAS	18.334
9	99 A. HUERTAS	18.364
10	5 N. ANTONELLI	18.364
11	9 J. NAVARRO	18.370
12	64 F. CARICASULO	18.370
13	68 L. POWER	18.380
14	48 L. DALLA PORTA	18.430
15	53 V. DEBISE	18.435
16	74 P. BIESIEKIRSKI	18.448
17	7 L. BALDASSARRI	18.459
18	51 A. SARMOON	18.469
19	54 B. SOFUOGLU	18.483
20	50 D. VOSTATEK	18.490
21	40 S. CORSI	18.492
22	25 M. BRENNER	18.505
23	32 D. BAYLISS	18.514
24	17 J. MCPHEE	18.520
25	69 T. BOOTH-AMOS	18.528
26	22 F. FULIGNI	18.598
27	39 K. KEANKUM	18.643
28	78 H. OKUBO	18.725
29	27 K. TOBA	18.726
30	19 G. GIANNINI	18.757
31	15 E. MCMANUS	18.862
32	89 K. BIN PAWI	18.914
33	3 R. DE ROSA	19.658

SEG. 2		
1	55 Y. MONTELLA	32.699
2	23 M. SCHROETTER	32.904
3	61 C. ONCU	32.904
4	9 J. NAVARRO	32.924
5	94 L. MAHIAS	33.044
6	17 J. MCPHEE	33.116
7	54 B. SOFUOGLU	33.128
8	5 N. ANTONELLI	33.186
9	72 Y. RUIZ	33.284
10	22 F. FULIGNI	33.288
11	62 S. MANZI	33.291
12	64 F. CARICASULO	33.295
13	25 M. BRENNER	33.334
14	48 L. DALLA PORTA	33.401
15	66 N. TUULI	33.420
16	74 P. BIESIEKIRSKI	33.457
17	68 L. POWER	33.479
18	69 T. BOOTH-AMOS	33.486
19	28 G. VAN STRAALEN	33.503
20	51 A. SARMOON	33.521
21	53 V. DEBISE	33.530
22	78 H. OKUBO	33.535
23	50 D. VOSTATEK	33.538
24	40 S. CORSI	33.546
25	32 D. BAYLISS	33.575
26	99 A. HUERTAS	33.582
27	15 E. MCMANUS	33.699
28	7 L. BALDASSARRI	33.785
29	19 G. GIANNINI	33.832
30	89 K. BIN PAWI	33.880
31	27 K. TOBA	33.972
32	39 K. KEANKUM	33.991
33	3 R. DE ROSA	34.707
34	71 T. EDWARDS	36.087

SEG. 3		
1	23 M. SCHROETTER	21.576
2	61 C. ONCU	21.640
3	9 J. NAVARRO	21.712
4	94 L. MAHIAS	21.761
5	5 N. ANTONELLI	21.786
6	55 Y. MONTELLA	21.797
7	54 B. SOFUOGLU	21.807
8	62 S. MANZI	21.840
9	28 G. VAN STRAALEN	21.870
10	99 A. HUERTAS	21.884
11	64 F. CARICASULO	21.887
12	17 J. MCPHEE	21.896
13	72 Y. RUIZ	21.914
14	66 N. TUULI	21.941
15	48 L. DALLA PORTA	21.941
16	69 T. BOOTH-AMOS	21.943
17	25 M. BRENNER	21.990
18	32 D. BAYLISS	21.993
19	74 P. BIESIEKIRSKI	22.046
20	53 V. DEBISE	22.052
21	7 L. BALDASSARRI	22.088
22	50 D. VOSTATEK	22.094
23	22 F. FULIGNI	22.109
24	40 S. CORSI	22.121
25	68 L. POWER	22.133
26	39 K. KEANKUM	22.183
27	51 A. SARMOON	22.239
28	78 H. OKUBO	22.241
29	15 E. MCMANUS	22.292
30	27 K. TOBA	22.350
31	19 G. GIANNINI	22.412
32	89 K. BIN PAWI	22.421
33	3 R. DE ROSA	23.152
34	71 T. EDWARDS	24.374

SEG. 4		
1	94 L. MAHIAS	32.005
2	23 M. SCHROETTER	32.076
3	55 Y. MONTELLA	32.084
4	61 C. ONCU	32.143
5	64 F. CARICASULO	32.161
6	9 J. NAVARRO	32.201
7	72 Y. RUIZ	32.311
8	54 B. SOFUOGLU	32.359
9	5 N. ANTONELLI	32.365
10	48 L. DALLA PORTA	32.370
11	17 J. MCPHEE	32.419
12	62 S. MANZI	32.501
13	74 P. BIESIEKIRSKI	32.546
14	22 F. FULIGNI	32.574
15	51 A. SARMOON	32.577
16	50 D. VOSTATEK	32.579
17	25 M. BRENNER	32.579
18	68 L. POWER	32.635
19	28 G. VAN STRAALEN	32.646
20	66 N. TUULI	32.647
21	69 T. BOOTH-AMOS	32.671
22	99 A. HUERTAS	32.681
23	40 S. CORSI	32.698
24	78 H. OKUBO	32.709
25	53 V. DEBISE	32.750
26	32 D. BAYLISS	32.785
27	19 G. GIANNINI	32.879
28	7 L. BALDASSARRI	32.888
29	15 E. MCMANUS	32.948
30	27 K. TOBA	33.043
31	39 K. KEANKUM	33.108
32	89 K. BIN PAWI	33.131
33	3 R. DE ROSA	33.545

22/03/2024

These data/results cannot be reproduced, stored and/or transmitted in whole or in part by any manner of electronic, mechanical, photocopying, recording, broadcasting or otherwise now known or herein after developed without the previous express consent by the copyright owner, except for reproduction in daily press and regular printed publications on sale to the public within 60 days of the event related to those data/results and always provided that copyright symbol appears together as follows below.

© DORNA WSBK ORGANIZATION Srl 2024

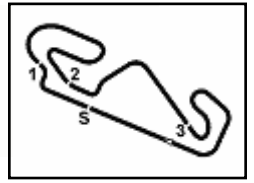
Pirelli Catalunya Round, 22 - 24 March 2024
Ideal Times Free Practice

Circuit de Barcelona 4.657 m

1 / 2

No.	Rider	Nat	Bike	Seg. 1	Seg. 2	Seg. 3	Seg. 4	Ideal Time		
				Diff. 1	Diff. 2	Diff. 3	Diff. 4	Best Lap	Pos.	Diff.
1	55 Y. MONTELLA	ITA	Ducati Panigale V2	18.217 +0.038	32.699	21.797 +0.049	32.084	1'44.797 1'44.884	2	0.087
2	61 C. ONCU	TUR	Kawasaki ZX-6R	18.146 +0.166	32.904	21.640	32.143	1'44.833 1'44.999	3	0.166
3	23 M. SCHROETTER	GER	MV Agusta F3 800 RR	18.323 +0.005	32.904	21.576	32.076	1'44.879 1'44.884	1	0.005
4	94 L. MAHIAS	FRA	Yamaha YZF R6	18.334	33.044	21.761 +0.123	32.005	1'45.144 1'45.267	4	0.123
5	9 J. NAVARRO	ESP	Triumph Street Triple RS 765	18.370 +0.145	32.924 +0.039	21.712	32.201 +0.060	1'45.207 1'45.451	5	0.244
6	5 N. ANTONELLI	ITA	Ducati Panigale V2	18.364 +0.079	33.186	21.786	32.365	1'45.701 1'45.780	7	0.079
7	64 F. CARICASULO	ITA	MV Agusta F3 800 RR	18.370 +0.049	33.295	21.887	32.161	1'45.713 1'45.762	6	0.049
8	54 B. SOFUOGLU	TUR	MV Agusta F3 800 RR	18.483	33.128 +0.028	21.807	32.359	1'45.777 1'45.805	8	0.028
9	72 Y. RUIZ	ESP	Yamaha YZF R6	18.327	33.284	21.914 +0.310	32.311	1'45.836 1'46.146	11	0.310
10	62 S. MANZI	ITA	Yamaha YZF R6	18.209 +0.134	33.291	21.840	32.501 +0.035	1'45.841 1'46.010	9	0.169
11	17 J. MCPHEE	GBR	Triumph Street Triple RS 765	18.520 +0.083	33.116	21.896	32.419	1'45.951 1'46.034	10	0.083
12	48 L. DALLA PORTA	ITA	Yamaha YZF R6	18.430 +0.052	33.401	21.941	32.370 +0.015	1'46.142 1'46.209	12	0.067
13	28 G. VAN STRAALEN	NED	Yamaha YZF R6	18.145	33.503	21.870	32.646 +0.064	1'46.164 1'46.228	13	0.064
14	66 N. TUULI	FIN	Ducati Panigale V2	18.312 +0.245	33.420	21.941	32.647	1'46.320 1'46.565	14	0.245
15	25 M. BRENNER	SUI	Kawasaki ZX-6R	18.505 +0.029	33.334	21.990 +0.133	32.579 +0.121	1'46.408 1'46.691	19	0.283
16	74 P. BIESIEKIRSKI	POL	Ducati Panigale V2	18.448	33.457 +0.132	22.046 +0.011	32.546	1'46.497 1'46.640	17	0.143
17	99 A. HUERTAS	ESP	Ducati Panigale V2	18.364	33.582 +0.005	21.884	32.681 +0.066	1'46.511 1'46.582	15	0.071
18	22 F. FULIGNI	ITA	Ducati Panigale V2	18.598 +0.004	33.288	22.109 +0.118	32.574	1'46.569 1'46.691	18	0.122
19	68 L. POWER	AUS	MV Agusta F3 800 RR	18.380	33.479 +0.121	22.133 +0.006	32.635 +0.055	1'46.627 1'46.809	20	0.182
20	69 T. BOOTH-AMOS	GBR	Triumph Street Triple RS 765	18.528	33.486	21.943	32.671	1'46.628 1'46.628	16	
21	50 D. VOSTATEK	CZE	Triumph Street Triple RS 765	18.490 +0.046	33.538	22.094 +0.009	32.579 +0.170	1'46.701 1'46.926	21	0.225
22	53 V. DEBISE	FRA	Yamaha YZF R6	18.435 +0.003	33.530 +0.140	22.052 +0.164	32.750 +0.071	1'46.767 1'47.145	25	0.378
23	51 A. SARMOON	THA	Yamaha YZF R6	18.469	33.521	22.239	32.577 +0.268	1'46.806 1'47.074	24	0.268
24	40 S. CORSI	ITA	Ducati Panigale V2	18.492	33.546 +0.062	22.121 +0.017	32.698	1'46.857 1'46.936	22	0.079
25	32 D. BAYLISS	AUS	Ducati Panigale V2	18.514 +0.041	33.575 +0.040	21.993 +0.083	32.785	1'46.867 1'47.031	23	0.164
26	78 H. OKUBO	JPN	Kawasaki ZX-6R	18.725 +0.055	33.535	22.241 +0.138	32.709	1'47.210 1'47.403	27	0.193
27	7 L. BALDASSARRI	ITA	Ducati Panigale V2	18.459	33.785	22.088	32.888	1'47.220 1'47.220	26	
28	15 E. MCMANUS	IRL	Ducati Panigale V2	18.862	33.699 +0.019	22.292	32.948 +0.175	1'47.801 1'47.995	28	0.194
29	19 G. GIANNINI	ITA	Kawasaki ZX-6R	18.757 +0.019	33.832 +0.075	22.412 +0.113	32.879 +0.089	1'47.880 1'48.176	30	0.296
30	39 K. KEANKUM	THA	Yamaha YZF R6	18.643	33.991	22.183	33.108 +0.086	1'47.925 1'48.011	29	0.086
31	27 K. TOBA	JPN	Honda CBR600RR	18.726	33.972 +0.122	22.350	33.043 +0.021	1'48.091 1'48.234	31	0.143
32	89 K. BIN PAWI	MAS	Honda CBR600RR	18.914	33.880 +0.061	22.421	33.131	1'48.346 1'48.407	32	0.061
33	3 R. DE ROSA	ITA	QJMOTOR SRK 800 RR	19.658	34.707	23.152	33.545	1'51.062 1'51.062	33	

22/03/2024
These data/results cannot be reproduced, stored and/or transmitted in whole or in part by any manner of electronic, mechanical, photocopying, recording, broadcasting or otherwise now known or herein after developed without the previous express consent by the copyright owner, except for reproduction in daily press and regular printed publications on sale to the public within 60 days of the event related to those data/results and always provided that copyright symbol appears together as follows below.
© DORNA WSBK ORGANIZATION Srl 2024



Circuit de Barcelona 4.657 m

2 / 2

**Pirelli Catalunya Round, 22 - 24 March 2024
Ideal Times Free Practice**

No. Rider	Nat	Bike	Seg. 1 Diff. 1	Seg. 2 Diff. 2	Seg. 3 Diff. 3	Seg. 4 Diff. 4	Ideal Time Best Lap	Pos.	Diff.
71 T. EDWARDS	AUS	Ducati Panigale V2							
Overall Ideal Time			18.145	32.699	21.576	32.005	1'44.425		

22/03/2024
These data/results cannot be reproduced, stored and/or transmitted in whole or in part by any manner of electronic, mechanical, photocopying, recording, broadcasting or otherwise now known or herein after developed without the previous express consent by the copyright owner, except for reproduction in daily press and regular printed publications on sale to the public within 60 days of the event related to those data/results and always provided that copyright symbol appears together as follows below.
© DORNA WSBK ORGANIZATION Srl 2024





Circuit de Barcelona 4.657 m

Pirelli Catalunya Round, 22 - 24 March 2024
Chronological Analysis Free Practice

1 / 5

1° 55 Y. MONTELLA [1'44.884]							
Lap	Seg1	Seg2	Seg3	Seg4	Lap Time	km/h	Local Time
1							
2	18.786	33.768	22.433	32.897	1'47.884	274,8	11:23'43.853
3	18.678	33.618	22.229	32.572	1'47.097	276,2	11:25'30.950
4	20.310	34.303	22.127	32.625	1'49.365	274,1	11:27'20.313
5	18.375	33.183	21.941	32.859	1'46.358	275,5	11:29'06.675
6	18.537	33.550	21.902	45.546	1'59.535P	277,6	11:31'06.208
7	11'06.438	33.671	22.058	32.454	12'34.621P	197,1	11:43'40.829
8	18.363	33.262	21.884	32.520	1'46.029C	275,5	11:45'26.858
9	18.251	33.745	22.001	32.600	1'46.597	274,8	11:47'13.455
10	18.406	33.186	21.976	45.912	1'59.480P	271,4	11:49'12.935
11	4'35.959	33.347	22.124	32.472	6'03.902P	182,4	11:55'16.837
12	18.255	32.699	21.846	32.084	1'44.884	274,1	11:57'01.721
13	18.217	32.824	21.801	32.235	1'45.077	273,4	11:58'46.798
14	18.294	32.898	21.797	32.144	1'45.133	275,5	12:00'31.931

10	18.580	33.295	22.109	45.621	1'59.605P	267,3	11:46'18.896
11	4'57.927	34.213	22.336	32.541	6'27.017P	170,1	11:52'45.913
12	18.481	33.092	21.861	32.332	1'45.766	264,7	11:54'31.679
13	18.438	33.113	21.761	32.050	1'45.362	264,1	11:56'17.041
14	20.072	37.690	23.140	32.654	1'53.556	264,7	11:58'10.597
15	18.382	33.116	21.857	32.291	1'45.646	266,7	11:59'56.243
16	18.334	33.044	21.884	32.005	1'45.267	266,7	12:01'41.510

2° 23 M. SCHROETTER [1'44.884]							
Lap	Seg1	Seg2	Seg3	Seg4	Lap Time	km/h	Local Time
1							
2	18.894	33.819	22.249	33.082	1'48.044	268,7	11:23'52.672
3	18.531	33.390	21.909	32.921	1'46.751	268,7	11:25'39.423
4	18.539	33.488	22.214	32.476	1'46.717	270,0	11:27'26.140
5	18.390	33.199	22.067	32.343	1'45.999	271,4	11:29'12.139
6	18.416	33.261	22.030	46.937	2'00.644P	270,7	11:31'12.783
7	9'10.401	34.262	22.600	32.862	10'40.125P	174,5	11:41'52.908
8	18.508	33.443	22.001	32.541	1'46.493	266,0	11:43'39.401
9	18.504	33.414	21.810	32.589	1'46.317	269,3	11:45'25.718
10	19.567	34.037	21.988	46.032	2'01.624P	265,4	11:47'27.342
11	5'55.726	34.322	22.494	33.594	7'26.136P	184,9	11:54'53.478
12	18.323	33.040	21.778	32.113	1'45.254	267,3	11:56'38.732
13	18.328	32.904	21.576	32.076	1'44.884	268,7	11:58'23.616
14	27.721	40.085	22.545	33.725	2'04.076	270,7	12:00'27.692

5° 9 J. NAVARRO [1'45.451]							
Lap	Seg1	Seg2	Seg3	Seg4	Lap Time	km/h	Local Time
1							
2	18.762	33.258	22.014	32.916	1'46.980	265,4	11:24'17.214
3	19.020	35.681	22.464	32.865	1'50.061	274,1	11:26'07.275
4	18.616	33.095	21.767	32.366	1'45.861	272,0	11:27'53.136
5	18.393	33.332	22.111	32.316	1'46.152	267,3	11:29'39.288
6	18.370	33.120	21.772	32.315	1'45.577	266,0	11:31'24.865
7	18.481	33.110	21.804	32.296	1'45.691	266,0	11:33'10.556
8	18.452	33.215	22.174	48.502	2'02.343P	265,4	11:35'12.899
9	9'35.132	33.604	21.928	32.310	11'02.974P		11:46'15.873
10	18.501	32.924	21.843	32.201	1'45.469	260,9	11:48'01.342
11	18.515	32.963	21.712	32.261	1'45.451	260,9	11:49'46.793
12	18.459	33.197	21.991	32.330	1'45.977	262,1	11:51'32.770
13	18.488	33.082	21.754	35.115	1'48.439	262,1	11:53'21.209
14	18.515	33.165	21.827	32.493	1'46.000	262,8	11:55'07.209
15	18.491	33.139	21.818	32.454	1'45.902	262,1	11:56'53.111
16	18.516	36.073	26.354	39.558	2'00.501	263,4	11:58'53.612
17	18.535	33.271	21.768	32.852	1'46.426	265,4	12:00'40.038

3° 61 C. ONCU [1'44.999]							
Lap	Seg1	Seg2	Seg3	Seg4	Lap Time	km/h	Local Time
1			22.744	33.890			
2	18.532	33.242	22.134	32.662	1'46.570		11:24'23.453
3	18.321	33.490	21.878	32.266	1'45.955	270,0	11:26'09.408
4	18.447	33.364	21.839	50.902	2'04.552P	271,4	11:28'13.960
5	9'35.473	34.081	21.979	35.642	11'07.175P	191,2	11:39'21.135
6	18.614	33.439	22.006	32.506	1'46.565C	268,0	11:41'07.700
7	18.350	33.411	21.778	32.519	1'46.058C	268,7	11:42'53.758
8	18.280	33.572	21.891	33.049	1'46.792	272,7	11:44'40.550
9	18.249	33.398	21.949	32.426	1'46.022	272,0	11:46'26.572
10	18.347	33.427	21.949	32.621	1'46.344	269,3	11:48'12.916
11	18.341	33.853	22.115	50.615	2'04.924P	270,7	11:50'17.840
12	5'46.986	34.757	22.474	32.375	7'16.592P	192,5	11:57'34.432
13	18.312	32.904	21.640	32.143	1'44.999	270,0	11:59'19.431
14	18.146	34.267	22.439	32.952	1'47.804	270,7	12:01'07.235

6° 64 F. CARICASULO [1'45.762]							
Lap	Seg1	Seg2	Seg3	Seg4	Lap Time	km/h	Local Time
1							
2	19.307	34.184	22.284	34.400	1'50.175	269,3	11:24'02.451
3	18.860	33.839	22.550	32.838	1'48.087	268,7	11:25'50.538
4	18.803	33.639	22.235	32.581	1'47.258	269,3	11:27'37.796
5	18.752	33.774	22.143	33.002	1'47.671	269,3	11:29'25.467
6	18.426	33.543	22.018	32.574	1'46.561	272,7	11:31'12.028
7	18.950	34.087	22.658	33.489	1'49.184	273,4	11:33'01.212
8	18.522	33.505	22.619	48.345	2'02.991P	269,3	11:35'04.203
9	10'24.473	34.342	22.432	32.834	11'54.081P		11:46'58.284
10	18.658	33.536	22.264	32.296	1'46.754		11:48'45.038
11	18.384	33.893	21.998	37.608	1'51.883	277,6	11:50'36.921
12	18.499	33.456	22.001	32.426	1'46.382	268,0	11:52'23.303
13	18.370	33.299	22.100	32.603	1'46.372	271,4	11:54'09.675
14	18.498	33.386	22.270	32.889	1'47.043	268,7	11:55'56.718
15	18.412			32.577	1'46.613	274,8	11:57'43.331
16	18.528	33.318	21.920	37.382	1'51.148	274,1	11:59'34.479
17	18.419	33.295	21.887	32.161	1'45.762		12:01'20.241

4° 94 L. MAHIAS [1'45.267]							
Lap	Seg1	Seg2	Seg3	Seg4	Lap Time	km/h	Local Time
1				33.961			
2	18.767	33.356	22.258	32.633	1'47.014	267,3	11:24'16.489
3	18.698	33.192	21.925	32.250	1'46.065	264,7	11:26'02.554
4	18.387	33.181	21.896	32.281	1'45.745	270,0	11:27'48.299
5	18.411	33.120	21.993	32.407	1'45.931	272,0	11:29'34.230
6	18.384	33.304	22.929	47.624	2'02.241P	271,4	11:31'36.471
7	7'41.359	34.015	22.459	32.752	9'10.585P	145,4	11:40'47.056
8	18.608	33.171	22.059	32.410	1'46.248	265,4	11:42'33.304
9	18.454	33.247	21.943	32.343	1'45.987	266,0	11:44'19.291

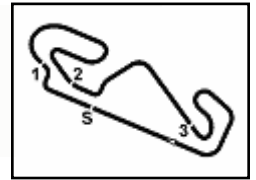
7° 5 N. ANTONELLI [1'45.780]							
Lap	Seg1	Seg2	Seg3	Seg4	Lap Time	km/h	Local Time
1							
2	6'44.762	35.178	22.927	33.845	8'16.712P	161,4	11:30'38.245
3	19.185	33.962	22.446	33.276	1'48.869	268,0	11:32'27.114
4	18.880	33.971	22.308	33.010	1'48.169	266,7	11:34'15.283
5	18.666	33.613	22.081	32.952	1'47.312	267,3	11:36'02.595
6	18.527	33.634	22.014	32.803	1'46.978	267,3	11:37'49.573
7	18.632	33.708	22.046	32.946	1'47.332	266,0	11:39'36.905
8	18.588	33.583	21.982	32.808	1'46.961	266,7	11:41'23.866
9	18.650	33.661	21.998	32.857	1'47.166	266,7	11:43'11.032
10	20.338	39.389	22.685	46.871	2'09.283P	265,4	11:45'20.315
11	6'24.359	34.954	22.455	33.063	7'54.831P	159,3	11:53'15.146
12	18.564	33.191	21.857	32.445	1'46.057	266,7	11:55'01.203
13	18.443	33.186	21.786	32.365	1'45.780	268,7	11:56'46.983

22/03/2024 P = Pits In/Out - C = Lap Time Cancelled

These data/results cannot be reproduced, stored and/or transmitted in whole or in part by any manner of electronic, mechanical, photocopying, recording, broadcasting or otherwise now known or herein after developed without the previous express consent by the copyright owner, except for reproduction in daily press and regular printed publications on sale to the public within 60 days of the event related to those data/results and always provided that copyright symbol appears together as follows below.

© DORNA WSBK ORGANIZATION Srl 2024





Pirelli Catalunya Round, 22 - 24 March 2024
Chronological Analysis Free Practice

Circuit de Barcelona 4.657 m

2 / 5

14	18.475	33.296	21.806	32.397	1'45.974	267,3	11:58'32.957	9	18.652	33.779	22.016	32.775	1'47.222	265,4	11:36'15.376
15	18.364	33.251	21.820	32.521	1'45.956	269,3	12:00'18.913	10	19.219	35.790	22.470	47.945	2'05.424P	262,8	11:38'20.800

11	8'53.633	35.490	22.307	33.315	10'24.745P	168,5	11:48'45.545	12	18.448	33.322	22.317	32.597	1'46.684C	268,7	11:50'32.229
13	18.555	33.290	21.914	32.549	1'46.308	264,1	11:52'18.537	14	18.684	33.430	22.509	37.051	1'51.674	262,1	11:54'10.211
15	18.327	33.284	22.224	32.311	1'46.146	272,0	11:55'56.357	16	18.463	33.514	21.991	32.581	1'46.549	269,3	11:57'42.906
17	18.625	35.430	24.685	54.078	2'12.818P	263,4	11:59'55.724	17	18.625	35.430	24.685	54.078	2'12.818P	263,4	11:59'55.724

8° 54 B. SOFUOGLU [1'45.805]

Lap	Seg1	Seg2	Seg3	Seg4	Lap Time	km/h	Local Time
1			23.497	34.694			
2	19.380	34.082	22.503	33.446	1'49.411	266,0	11:24'48.074
3	18.861	33.778	22.295	32.908	1'47.842	266,0	11:26'35.916
4	18.788	33.487	22.350	32.998	1'47.623C	266,7	11:28'23.539
5	18.744	33.597	22.272	32.809	1'47.422	267,3	11:30'10.961
6	18.723	33.494	22.171	32.819	1'47.207	266,7	11:31'58.168
7	18.764	33.497	22.044	32.797	1'47.102	267,3	11:33'45.270
8	19.222	34.724	22.988	48.799	2'05.733P	266,0	11:35'51.003
9	5'26.905	34.415	22.795	37.161	7'01.276P	163,9	11:42'52.279
10	18.749	33.656	22.131	32.813	1'47.349	267,3	11:44'39.628
11	18.709	33.646	22.184	32.761	1'47.300	266,7	11:46'26.928
12	45.220	42.970	23.700	49.069	2'40.959P	272,0	11:49'07.887
13	4'22.957	33.898	22.518	32.775	5'52.148P	185,9	11:55'00.035
14	18.647	33.128	22.015	32.458	1'46.248	267,3	11:56'46.283
15	18.483	33.156	21.807	32.359	1'45.805	266,7	11:58'32.088
16	18.520	33.215	21.892	32.405	1'46.032	268,0	12:00'18.120

12° 48 L. DALLA PORTA [1'46.209]

Lap	Seg1	Seg2	Seg3	Seg4	Lap Time	km/h	Local Time
1							
2					2'14.586P		11:22'07.012
3	19.319	36.133	22.855	33.471	1'51.778	271,4	11:23'58.790
4	19.040	34.461	22.547	33.099	1'49.147	262,8	11:25'47.937
5	18.843	34.016	22.260	32.941	1'48.060	263,4	11:27'35.997
6	18.743	33.900	22.259	32.907	1'47.809	263,4	11:29'23.806
7	20.207	36.349	22.960	47.530	2'07.046P	265,4	11:31'30.852
8	6'38.477	34.694	22.566	33.201	8'08.938P	168,2	11:39'39.790
9	18.933	34.030	22.166	32.875	1'48.004	260,9	11:41'27.794
10	18.836	33.887	22.072	32.819	1'47.614	260,2	11:43'15.408
11	18.711	33.909	22.444	51.425	2'06.489P	262,1	11:45'21.897
12	7'04.393	35.072	22.243	32.777	8'34.485P	120,3	11:53'56.382
13	18.623	33.627	22.010	32.422	1'46.682	266,7	11:55'43.064
14	18.512	33.513	21.985	32.370	1'46.380	266,0	11:57'29.444
15	18.482	33.401	21.941	32.385	1'46.209	265,4	11:59'15.653
16	18.430	37.013	23.933	33.019	1'52.395	269,3	12:01'08.048

9° 62 S. MANZI [1'46.010]

Lap	Seg1	Seg2	Seg3	Seg4	Lap Time	km/h	Local Time
1		35.060	22.614	33.371			
2	18.729	33.484	22.162	32.789	1'47.164	268,0	11:25'01.037
3	18.326	33.474	21.949	32.501	1'46.250	269,3	11:26'47.287
4	18.345	33.509	21.998	32.598	1'46.450	270,0	11:28'33.737
5	18.831	34.213	22.176	32.928	1'48.148	270,0	11:30'21.885
6	18.389	33.552	21.942	32.599	1'46.482	271,4	11:32'08.367
7	18.343	33.291	21.840	32.536	1'46.010	271,4	11:33'54.377
8	18.209	33.520	22.117	47.599	2'01.445P	272,0	11:35'55.822
9	16'30.652	34.648	22.290	32.843	18'00.433P	160,7	11:53'56.255
10	18.450	33.488	21.998	32.599	1'46.535	268,7	11:55'42.790
11	18.309	33.463	21.923	32.556	1'46.251	268,0	11:57'29.041
12	18.219	33.513	21.935	32.731	1'46.398	269,3	11:59'15.439
13	18.433	35.750	22.232	32.776	1'49.191	270,0	12:01'04.630

13° 28 G. VAN STRAALLEN [1'46.228]

Lap	Seg1	Seg2	Seg3	Seg4	Lap Time	km/h	Local Time
1					33.662		
2	18.915	34.336	22.259	33.045	1'48.555C	267,3	11:24'17.180
3	18.675	33.830	22.149	32.815	1'47.469	270,7	11:26'04.649
4	18.662	33.976	22.315	32.929	1'47.882	268,7	11:27'52.531
5	18.532	33.737	22.226	32.708	1'47.203	268,0	11:29'39.734
6	18.402	33.712	22.178	33.575	1'47.867	272,0	11:31'27.601
7	18.535	34.189	22.195	33.122	1'48.041	274,8	11:33'15.642
8	18.673	33.845	22.063	32.971	1'47.552	267,3	11:35'03.194
9	18.365	33.669	22.066	32.674	1'46.774	269,3	11:36'49.968
10	18.446	34.044	22.095	47.802	2'02.387P	271,4	11:38'52.355
11	11'57.826	37.284	22.324	32.715	13'30.149P	154,5	11:52'22.504
12	18.396	33.538	22.321	33.046	1'47.301	266,7	11:54'09.805
13	18.145	33.503	21.870	32.710	1'46.228	273,4	11:55'56.033
14	18.553	33.851	22.267	32.895	1'47.566	265,4	11:57'43.599
15	18.713	35.548	22.175	32.646	1'49.082	272,7	11:59'32.681
16	18.462	33.650	22.117	32.686	1'46.915	269,3	12:01'19.596

10° 17 J. MCPHEE [1'46.034]

Lap	Seg1	Seg2	Seg3	Seg4	Lap Time	km/h	Local Time
1				33.342			
2	19.065	33.768	22.585	33.643	1'49.061	264,7	11:24'07.948
3	18.906	33.902	22.707	33.191	1'48.706	266,7	11:25'56.654
4	18.968	33.887	22.204	32.786	1'47.845	266,7	11:27'44.499
5	18.740	33.579	22.193	32.907	1'47.419	268,7	11:29'31.918
6	18.690	36.264	23.088	47.695	2'05.737P	270,0	11:31'37.655
7	20'09.158	33.994	22.308	32.853	21'38.313P	196,7	11:53'15.968
8	18.603	33.116	21.896	32.419	1'46.034	265,4	11:55'02.002
9	18.646	33.203	21.942	32.883	1'46.674C	266,7	11:56'48.676
10	18.520	33.418	23.366	33.532	1'48.836	266,0	11:58'37.512
11	18.673	33.444	22.092	32.819	1'47.028	266,7	12:00'24.540

14° 66 N. TUULI [1'46.565]

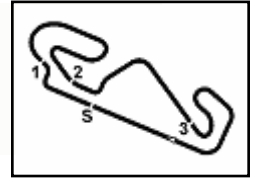
Lap	Seg1	Seg2	Seg3	Seg4	Lap Time	km/h	Local Time
1			22.889	33.913			
2	18.861	34.168	22.357	33.008	1'48.394	268,7	11:24'24.459
3	18.716	33.436	22.108	32.802	1'47.062	265,4	11:26'11.521
4	18.404	33.556	22.080	32.843	1'46.883C	266,0	11:27'58.404
5	18.430	33.473	22.045	32.698	1'46.646	264,7	11:29'45.050
6	18.449	33.546	22.776	46.959	2'01.730P	266,0	11:31'46.780
7	7'51.867	35.491	22.265	32.981	9'22.604P	190,8	11:41'09.384
8	18.557	33.420	21.941	32.647	1'46.565	264,1	11:42'55.949
9	18.518	33.431	22.164	32.743	1'46.856	266,0	11:44'42.805
10	18.312	33.643	22.097	32.724	1'46.776	267,3	11:46'29.581
11	18.451	33.468	22.046	32.833	1'46.798	264,7	11:48'16.379
12	18.508	33.521	22.018	32.824	1'46.871	264,1	11:50'03.250
13	19.078	35.528	22.223	48.187	2'05.016P	263,4	11:52'08.266

22/03/2024 P = Pits In/Out - C = Lap Time Cancelled

These data/results cannot be reproduced, stored and/or transmitted in whole or in part by any manner of electronic, mechanical, photocopying, recording, broadcasting or otherwise now known or herein after developed without the previous express consent by the copyright owner, except for reproduction in daily press and regular printed publications on sale to the public within 60 days of the event related to those data/results and always provided that copyright symbol appears together as follows below.

© DORNA WSBK ORGANIZATION Srl 2024





Pirelli Catalunya Round, 22 - 24 March 2024

Chronological Analysis Free Practice

3 / 5

14	5'58.539	34.491	22.638	33.400	7'29.068P	193,9	11:59'37.334
15	18.560	33.708	22.053	33.065	1'47.386	266,0	12:01'24.720

5	18.724	33.500	22.164	32.827	1'47.215	268,0	11:29'09.980
6	18.717	34.115	22.863	47.497	2'03.192P	268,0	11:31'13.172
7	5'52.181	34.204	22.671	35.675	7'24.731P	188,8	11:38'37.903
8	18.836	33.727	22.230	32.883	1'47.676	266,0	11:40'25.579
9	18.658	33.615	22.186	33.042	1'47.501	266,0	11:42'13.080
10	18.595	33.632	22.280	32.805	1'47.312	266,7	11:44'00.392
11	18.589	33.676	22.308	32.959	1'47.532	268,7	11:45'47.924
12	18.867	33.988	22.490	46.261	2'01.606P	268,7	11:47'49.530
13	4'24.868	34.019	22.746	34.085	5'55.718P	186,2	11:53'45.248
14	20.073	34.769	22.497	32.808	1'50.147	262,8	11:55'35.395
15	18.731	33.352	22.097	32.579	1'46.759	264,7	11:57'22.154
16	18.534	33.334	22.123	32.700	1'46.691	266,0	11:59'08.845
17	18.505	33.558	21.990	32.789	1'46.842	268,0	12:00'55.687

15° 99 A. HUERTAS [1'46.582]

Lap	Seg1	Seg2	Seg3	Seg4	Lap Time	km/h	Local Time
1			22.745	33.913			
2	18.854	34.134	22.355	34.296	1'49.639	275,5	11:24'25.104
3	18.503	33.843	23.515	34.021	1'49.882	277,6	11:26'14.986
4	18.492	33.899	22.086	47.180	2'01.657P	276,2	11:28'16.643
5	5'16.769	33.963	22.224	32.913	6'45.869P	198,5	11:35'02.512
6	18.518	33.778	22.064	32.859	1'47.219	273,4	11:36'49.731
7	18.435	33.655	22.009	32.880	1'46.979	272,7	11:38'36.710
8	18.414	33.592	21.937	32.687	1'46.630	272,0	11:40'23.340
9	18.501	33.669	22.231	46.617	2'01.018P	272,0	11:42'24.358
10	7'48.086	33.961	22.048	32.752	9'16.847P	197,8	11:51'41.205
11	18.436	33.582	21.956	32.681	1'46.655	273,4	11:53'27.860
12	18.364	33.587	21.884	32.747	1'46.582	274,1	11:55'14.442
13	18.386	33.831	21.944	34.117	1'48.278	272,7	11:57'02.720
14	18.398	33.908	22.007	33.132	1'47.445	275,5	11:58'50.165
15	18.552	36.922	22.004	34.041	1'51.519	274,8	12:00'41.684

19° 22 F. FULIGNI [1'46.691]

Lap	Seg1	Seg2	Seg3	Seg4	Lap Time	km/h	Local Time
1							
2	19.431	34.116	22.735	33.392	1'49.674	268,0	11:23'55.645
3	19.204	33.803	22.396	32.908	1'48.311	266,7	11:25'43.956
4	18.752	33.738	22.293	32.959	1'47.742	274,1	11:27'31.698
5	18.925	33.649	22.322	32.864	1'47.760	268,7	11:29'19.458
6	18.793	33.775	23.203	33.326	1'49.097	268,7	11:31'08.555
7	18.847	33.643	22.453	32.861	1'47.804	268,0	11:32'56.359
8	18.936	33.510	22.282	32.837	1'47.565	264,7	11:34'43.924
9	18.919	33.795	22.917	47.411	2'03.042P	264,7	11:36'46.966
10	16'12.537	35.053	23.218	34.521	17'45.329P	153,4	11:54'32.295
11	18.598	33.543	22.298	32.683	1'47.122	267,3	11:56'19.417
12	18.772	33.470	22.109	32.602	1'46.953	264,1	11:58'06.370
13	18.664	33.290	22.254	32.644	1'46.852	265,4	11:59'53.222
14	18.602	33.288	22.227	32.574	1'46.691	266,0	12:01'39.913

16° 69 T. BOOTH-AMOS [1'46.628]

Lap	Seg1	Seg2	Seg3	Seg4	Lap Time	km/h	Local Time
1				33.741			
2	19.034	34.470	22.963	33.634	1'50.101	269,3	11:24'07.474
3	19.085	33.925	22.517	33.167	1'48.694	267,3	11:25'56.168
4	18.902	33.615	22.335	33.039	1'47.891	268,0	11:27'44.059
5	18.693	33.564	22.413	32.807	1'47.477	268,7	11:29'31.536
6	18.588	33.658	22.362	32.965	1'47.573	273,4	11:31'19.109
7	18.865	33.495	22.110	32.895	1'47.365	266,0	11:33'06.474
8	20.315	35.757	22.440	47.550	2'06.062CP	266,7	11:35'12.536
9	10'01.863	38.899	25.314	37.506	11'43.582P	182,7	11:46'56.118
10	18.761	33.833	22.256	32.960	1'47.810	266,0	11:48'43.928
11	18.674	33.532	22.192	33.022	1'47.420	264,1	11:50'31.348
12	18.959	35.208	22.866	46.668	2'03.701CP	263,4	11:52'35.049
13	4'43.757	34.628	22.266	34.697	6'15.348P	196,0	11:58'50.397
14	18.528	33.486	21.943	32.671	1'46.628	271,4	12:00'37.025

20° 68 L. POWER [1'46.809]

Lap	Seg1	Seg2	Seg3	Seg4	Lap Time	km/h	Local Time
1							
2	19.209	34.419	23.577	33.684	1'50.889		11:23'50.870
3	18.813	34.235	22.563	33.526	1'49.137		11:25'40.007
4	18.732	34.191	22.616	33.445	1'48.984	272,0	11:27'28.991
5	18.884	34.138	22.400	33.465	1'48.887		11:29'17.878
6	18.880	34.348	22.614	33.220	1'49.062		11:31'06.940
7	19.031	36.129	22.768	36.708	1'54.636	269,3	11:33'01.576
8	18.624	34.058	22.445	33.010	1'48.137	271,4	11:34'49.713
9	18.650	34.004	22.417	32.956	1'48.027		11:36'37.740
10	18.939	34.441	22.352	47.679	2'03.411P	266,0	11:38'41.151
11	7'20.632	36.783	26.382	37.293	9'01.090P	146,1	11:47'42.241
12	18.776	34.050	22.324	32.964	1'48.114		11:49'30.355
13	18.754	34.540	23.354	36.909	1'53.557	268,0	11:51'23.912
14	18.513	33.619	22.372	32.768	1'47.272		11:53'11.184
15	18.380	33.600	22.139	32.690	1'46.809	270,0	11:54'57.993
16	18.518	33.673	22.133	32.635	1'46.959	272,0	11:56'44.952
17	18.580	35.444	22.144	32.638	1'48.806		11:58'33.758
18	18.421	33.479	24.492	35.078	1'51.470	270,7	12:00'25.228

17° 74 P. BIESIEKIRSKI [1'46.640]

Lap	Seg1	Seg2	Seg3	Seg4	Lap Time	km/h	Local Time
1				46.956			
2	6'12.970	34.529	22.512	33.395	7'43.406P	159,1	11:30'16.527
3	19.131	34.010	22.375	33.082	1'48.598	264,7	11:32'05.125
4	18.851	33.849	22.173	33.096	1'47.969	266,0	11:33'53.094
5	18.908	33.943	22.154	33.135	1'48.140	263,4	11:35'41.234
6	18.672	33.910	22.164	46.437	2'01.183P	265,4	11:37'42.417
7	7'04.809	34.064	22.272	32.722	8'33.867P	171,2	11:46'16.284
8	18.507	33.457	22.046	32.639	1'46.649	272,0	11:48'02.933
9	18.476	33.559	22.088	32.718	1'46.841	268,7	11:49'49.774
10	18.515	33.655	22.075	32.767	1'47.012	268,0	11:51'36.786
11	18.575	33.664	22.142	32.743	1'47.124	266,7	11:53'23.910
12	18.539	33.619	22.191	32.795	1'47.144	268,7	11:55'11.054
13	18.554	33.566	22.120	32.684	1'46.924	268,0	11:56'57.978
14	18.448	33.589	22.057	32.546	1'46.640	268,0	11:58'44.618
15	18.624	33.679	22.102	32.759	1'47.164	270,0	12:00'31.782

18° 25 M. BRENNER [1'46.691]

Lap	Seg1	Seg2	Seg3	Seg4	Lap Time	km/h	Local Time
1							
2	19.138	33.636	22.375	33.106	1'48.255	266,0	11:23'47.875
3	18.950	33.474	22.220	32.883	1'47.527	266,7	11:25'35.402
4	18.733	33.458	22.260	32.912	1'47.363	267,3	11:27'22.765

21° 50 O. VOSTATEK [1'46.926]

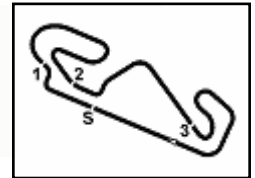
Lap	Seg1	Seg2	Seg3	Seg4	Lap Time	km/h	Local Time
1							
2	19.029	34.405	22.623	32.968	1'49.025	270,0	11:23'49.890
3	18.668	33.729	22.356	32.821	1'47.574	266,7	11:25'37.464
4	18.573	33.699	22.264	32.845	1'47.381	266,7	11:27'24.845
5	18.533	33.719	22.193	32.864	1'47.309	266,7	11:29'12.154
6	18.817	33.786	22.247	46.312	2'01.162P	273,4	11:31'13.316
7	6'25.576	34.235	22.463	33.286	7'55.560P	178,5	11:39'08.876
8	18.695	33.975	22.398	33.258	1'48.326	261,5	11:40'57.202
9	19.798	35.597	22.855	37.299	1'55.549	263,4	11:42'52.751

22/03/2024

P = Pits In/Out - C = Lap Time Cancelled

These data/results cannot be reproduced, stored and/or transmitted in whole or in part by any manner of electronic, mechanical, photocopying, recording, broadcasting or otherwise now known or herein after developed without the previous express consent by the copyright owner, except for reproduction in daily press and regular printed publications on sale to the public within 60 days of the event related to those data/results and always provided that copyright symbol appears together as follows below.

© DORNA WSBK ORGANIZATION Srl 2024



Pirelli Catalunya Round, 22 - 24 March 2024 Chronological Analysis Free Practice

Circuit de Barcelona 4.657 m

4 / 5

Table with 14 columns (Lap, Seg1, Seg2, Seg3, Seg4, Lap Time, km/h, Local Time) and 16 rows of race data for various riders.

22° 40 S. CORSI [1'46.936]

Table with 8 columns (Lap, Seg1, Seg2, Seg3, Seg4, Lap Time, km/h, Local Time) and 18 rows of race data for S. Corsi.

23° 32 D. BAYLISS [1'47.031]

Table with 8 columns (Lap, Seg1, Seg2, Seg3, Seg4, Lap Time, km/h, Local Time) and 18 rows of race data for D. Bayliss.

24° 51 A. SARMOON [1'47.074]

Table with 8 columns (Lap, Seg1, Seg2, Seg3, Seg4, Lap Time, km/h, Local Time) and 11 rows of race data for A. Sarmoon.

25° 53 V. DEBISE [1'47.145]

Table with 8 columns (Lap, Seg1, Seg2, Seg3, Seg4, Lap Time, km/h, Local Time) and 16 rows of race data for V. Debiase.

26° 7 L. BALDASSARRI [1'47.220]

Table with 8 columns (Lap, Seg1, Seg2, Seg3, Seg4, Lap Time, km/h, Local Time) and 14 rows of race data for L. Baldassari.

27° 78 H. OKUBO [1'47.403]

Table with 8 columns (Lap, Seg1, Seg2, Seg3, Seg4, Lap Time, km/h, Local Time) and 14 rows of race data for H. Okubo.

28° 15 E. MCMANUS [1'47.995]

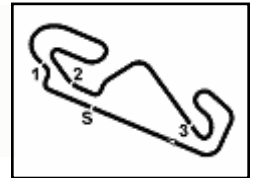
Table with 8 columns (Lap, Seg1, Seg2, Seg3, Seg4, Lap Time, km/h, Local Time) and 1 row of race data for E. McManus.

22/03/2024 P = Pits In/Out - C = Lap Time Cancelled

These data/results cannot be reproduced, stored and/or transmitted in whole or in part by any manner of electronic, mechanical, photocopying, recording, broadcasting or otherwise now known or herein after developed without the previous express consent by the copyright owner, except for reproduction in daily press and regular printed publications on sale to the public within 60 days of the event related to those data/results and always provided that copyright symbol appears together as follows below.

© DORNA WSBK ORGANIZATION Srl 2024





Pirelli Catalunya Round, 22 - 24 March 2024
Chronological Analysis Free Practice

Circuit de Barcelona 4.657 m

5 / 5

2	19.836	35.108	23.487	34.295	1'52.726	260,9	11:23'52.697	10	7'04.571	35.970	23.293	34.501	8'38.335P	163,6	11:45'35.233
3	19.345	34.444	22.795	34.245	1'50.829	265,4	11:25'43.526	11	19.136	34.750	22.759	33.665	1'50.310	260,9	11:47'25.543
4	19.419	34.132	22.691	33.532	1'49.774	262,1	11:27'33.300	12	19.018	34.467	22.796	33.534	1'49.815	262,1	11:49'15.358
5	19.357	33.943	22.513	33.609	1'49.422	269,3	11:29'22.722	13	19.006	34.363	22.700	33.451	1'49.520	261,5	11:51'04.878
6	19.043	33.895	22.600	33.349	1'48.887	264,7	11:31'11.609	14	18.866	34.386	22.640	33.328	1'49.220	261,5	11:52'54.098
7	19.118	33.756	23.638	48.978	2'05.490P	264,1	11:33'17.099	15	18.937	37.220	23.097	34.724	1'53.978	262,8	11:54'48.076
8	6'07.670	36.371	23.704	34.615	7'42.360P	158,4	11:40'59.459	16	18.737	34.089	22.436	33.043	1'48.305	264,7	11:56'36.381
9	19.924	34.276	22.762	33.549	1'50.511	250,0	11:42'49.970	17	18.726	34.094	22.350	33.064	1'48.234	263,4	11:58'24.615
10	19.204	33.979	23.570	33.762	1'50.515	262,1	11:44'40.485	18	18.863	36.685	24.796	34.682	1'55.026	266,0	12:00'19.641
11	18.886	35.623	23.025	46.479	2'04.013P	266,0	11:46'44.498								
12	8'11.408	34.563	23.335	34.212	9'43.518P	183,4	11:56'28.016								
13	19.030	33.699	22.337	32.948	1'48.014	259,0	11:58'16.030								
14	18.862	33.718	22.292	33.123	1'47.995	261,5	12:00'04.025								

29° 39 K. KEANKUM [1'48.011]							
Lap	Seg1	Seg2	Seg3	Seg4	Lap Time	km/h	Local Time
1				35.608			
2	19.847	35.433	23.191	34.085	1'52.556	264,1	11:24'07.926
3	19.219	34.508	22.639	33.566	1'49.932	265,4	11:25'57.858
4	18.818	34.766	22.484	33.772	1'49.840	268,0	11:27'47.698
5	18.880	34.659	22.480	33.726	1'49.745	266,0	11:29'37.443
6	18.821	34.823	22.621	33.646	1'49.911	265,4	11:31'27.354
7	18.708	34.900	22.465	33.365	1'49.438	266,7	11:33'16.792
8	18.747	34.558	22.458	33.407	1'49.170	265,4	11:35'05.962
9	18.835	34.641	22.550	33.363	1'49.389	264,1	11:36'55.351
10	18.792	34.559	23.244	33.621	1'50.216	263,4	11:38'45.567
11	18.839	34.544	22.456	33.254	1'49.093	262,1	11:40'34.660
12	18.754	34.399	22.287	33.175	1'48.615	264,1	11:42'23.275
13	18.792	34.603	22.420	48.887	2'04.702P	264,1	11:44'27.977
14	7'34.596	36.839	23.217	34.202	9'08.854P	140,4	11:53'36.831
15	18.930	34.184	22.256	33.120	1'48.490	262,8	11:55'25.321
16	18.643	33.991	22.183	33.194	1'48.011	262,8	11:57'13.332
17	18.658	34.376	22.428	33.108	1'48.570	262,8	11:59'01.902
18	18.712	34.234	22.316	40.643	1'55.905	265,4	12:00'57.807

32° 89 K. BIN PAWI [1'48.407]							
Lap	Seg1	Seg2	Seg3	Seg4	Lap Time	km/h	Local Time
1							
2	19.628	34.976	23.599	33.767	1'51.970	258,4	11:24'00.782
3	19.136	34.777	23.172	33.283	1'50.368	259,0	11:25'51.150
4	19.122	34.334	22.719	35.457	1'51.632	261,5	11:27'42.782
5	19.042	34.210	22.942	33.596	1'49.790	263,4	11:29'32.572
6	19.083	34.106	22.678	33.465	1'49.332	262,8	11:31'21.904
7	19.482	37.559	26.020	48.600	2'11.661P	259,6	11:33'33.565
8	5'40.221	39.086	22.979	33.812	7'16.098P	141,7	11:40'49.663
9	19.842	35.144	22.935	33.608	1'51.529	255,9	11:42'41.192
10	19.096	34.389	22.766	33.463	1'49.714	257,1	11:44'30.906
11	19.121	34.262	22.626	33.364	1'49.373	256,5	11:46'20.279
12	19.083	34.201	22.625	33.372	1'49.281	256,5	11:48'09.560
13	19.183	34.420	22.903	33.523	1'50.030	256,5	11:49'59.590
14	19.141	35.039	23.675	47.430	2'05.285P	257,8	11:52'04.875
15	3'17.389	35.886	23.222	37.148	4'53.645P	154,3	11:56'58.520
16	18.922	33.880	22.589	33.270	1'48.661	261,5	11:58'47.181
17	18.914	33.941	22.421	33.131	1'48.407	262,8	12:00'35.588

33° 3 R. DE ROSA [1'51.062]							
Lap	Seg1	Seg2	Seg3	Seg4	Lap Time	km/h	Local Time
1							
2	20.431	36.179	24.022	34.762	1'55.394	252,9	11:24'01.891
3	9'27.386	46.004	26.678	50.891	11'30.959P	97,6	11:35'32.850
4	4'46.124	37.160	24.736	35.098	6'23.118P	171,4	11:41'55.968
5	20.462	35.759	23.917	34.694	1'54.832	244,3	11:43'50.800
6	20.101	35.624	23.584	34.338	1'53.647	249,4	11:45'44.447
7	19.886	35.112	23.578	34.094	1'52.670	248,8	11:47'37.117
8	19.700	34.845	23.271	33.976	1'51.792	249,4	11:49'28.909
9	19.658	34.707	23.152	33.545	1'51.062	249,4	11:51'19.971
10	29.483	40.191	24.304	49.658	2'23.636P	221,8	11:53'43.607

34° 71 T. EDWARDS							
Lap	Seg1	Seg2	Seg3	Seg4	Lap Time	km/h	Local Time
1				49.930			
2	5'01.339	36.087	24.374	49.611	6'51.411P	157,2	11:29'21.899
3	10'23.168	37.146	25.036	48.227	12'13.577P	181,5	11:41'35.476
4	8'09.749	39.587	27.034	49.355	10'05.725P	185,6	11:51'41.201
5	6'50.530	39.743	25.665	50.852	8'46.790P	181,8	12:00'27.991

31° 27 K. TOBA [1'48.234]							
Lap	Seg1	Seg2	Seg3	Seg4	Lap Time	km/h	Local Time
1							
2	19.561	34.844	23.284	33.664	1'51.353	270,7	11:23'56.024
3	19.410	34.312	22.792	33.407	1'49.921	272,0	11:25'45.945
4	19.368	34.381	22.790	33.504	1'50.043	266,0	11:27'35.988
5	19.220	34.284	22.622	33.333	1'49.459	261,5	11:29'25.447
6	18.881	33.972	22.678	33.151	1'48.682	272,0	11:31'14.129
7	19.018	34.252	22.478	33.428	1'49.176	266,7	11:33'03.305
8	18.964	34.139	22.562	33.344	1'49.009	267,3	11:34'52.314
9	18.998	34.557	23.027	48.002	2'04.584P	264,7	11:36'56.898

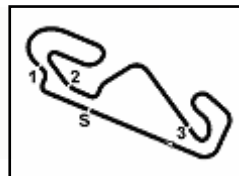
22/03/2024

P = Pits In/Out - C = Lap Time Cancelled

These data/results cannot be reproduced, stored and/or transmitted in whole or in part by any manner of electronic, mechanical, photocopying, recording, broadcasting or otherwise now known or herein after developed without the previous express consent by the copyright owner, except for reproduction in daily press and regular printed publications on sale to the public within 60 days of the event related to those data/results and always provided that copyright symbol appears together as follows below.

© DORNA WSBK ORGANIZATION Srl 2024





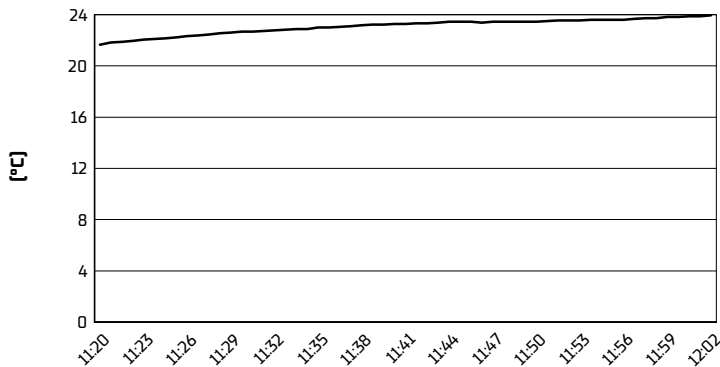
Circuit de Barcelona 4.657 m

Pirelli Catalunya Round, 22 - 24 March 2024

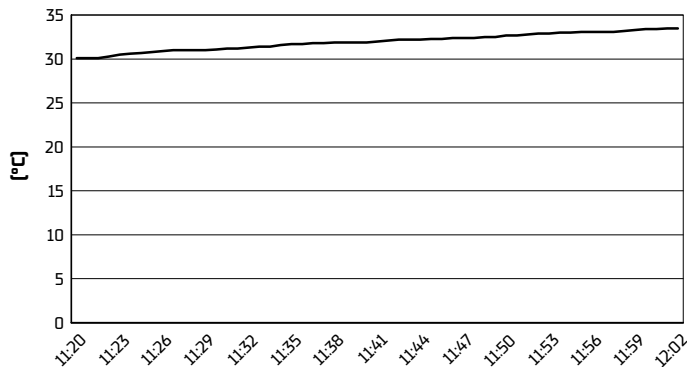
Weather Report Free Practice

Session started 11:20 - Session ended 12:03

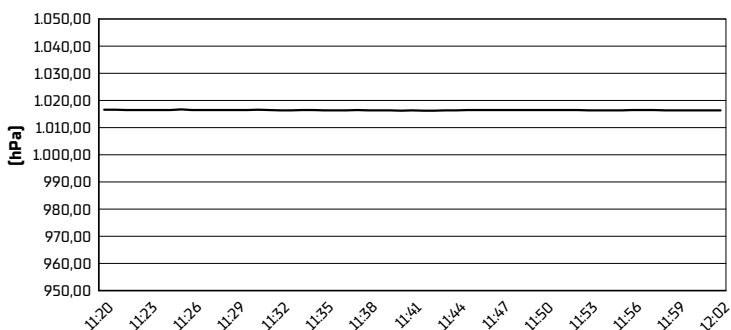
Air Temperature



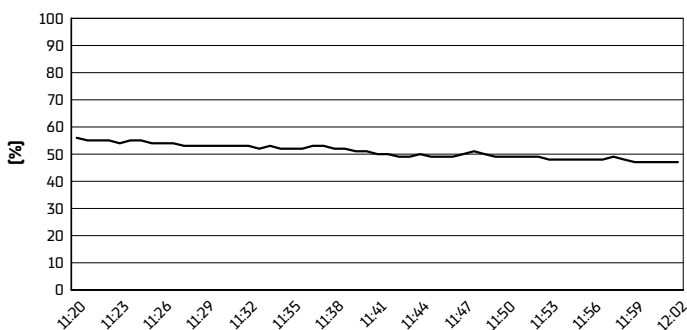
Track Temperature



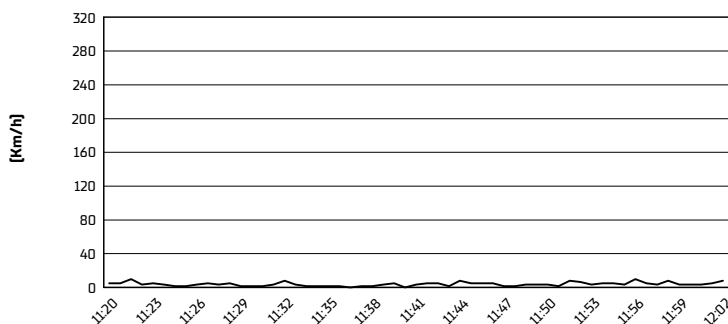
Air Pressure



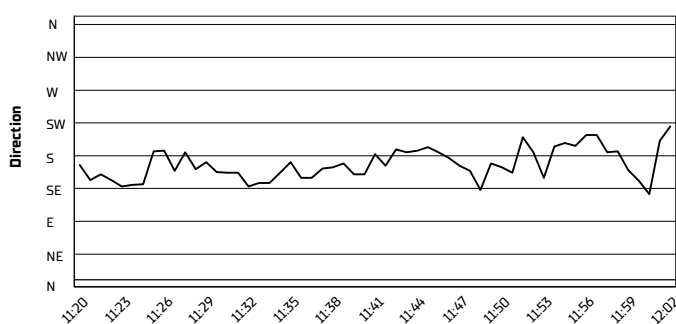
Humidity



Wind Speed



Wind Direction



22/03/2024

These data/results cannot be reproduced, stored and/or transmitted in whole or in part by any manner of electronic, mechanical, photocopying, recording, broadcasting or otherwise now known or herein after developed without the previous express consent by the copyright owner, except for reproduction in daily press and regular printed publications on sale to the public within 60 days of the event related to those data/results and always provided that copyright symbol appears together as follows below.

© DORNA WSBK ORGANIZATION Srl 2024

