

Circuit de Barcelona 4.657 m

**Pirelli Catalunya Round, 22 - 24 March 2024**  
**Chronological Analysis Free Practice**

1 / 5

1° 55 Y. MONTELLA [1'44.884]							
Lap	Seg1	Seg2	Seg3	Seg4	Lap Time	km/h	Local Time
1							
2	18.786	33.768	22.433	32.897	1'47.884	274,8	11:23'43.853
3	18.678	33.618	22.229	32.572	1'47.097	276,2	11:25'30.950
4	20.310	34.303	22.127	32.625	1'49.365	274,1	11:27'20.313
5	18.375	33.183	21.941	32.859	1'46.358	275,5	11:29'06.675
6	18.537	33.550	21.902	45.546	1'59.535P	<b>277,6</b>	11:31'06.208
7	11'06.438	33.671	22.058	32.454	12'34.621P	197,1	11:43'40.829
8	18.363	33.262	21.884	32.520	1'46.029C	275,5	11:45'26.858
9	18.251	33.745	22.001	32.600	1'46.597	274,8	11:47'13.455
10	18.406	33.186	21.976	45.912	1'59.480P	271,4	11:49'12.935
11	4'35.959	33.347	22.124	32.472	6'03.902P	182,4	11:55'16.837
12	18.255	<b>32.699</b>	21.846	<b>32.084</b>	<b>1'44.884</b>	274,1	11:57'01.721
13	<b>18.217</b>	32.824	21.801	32.235	1'45.077	273,4	11:58'46.798
14	18.294	32.898	<b>21.797</b>	32.144	1'45.133	275,5	12:00'31.931

10	18.580	33.295	22.109	45.621	1'59.605P	267,3	11:46'18.896
11	4'57.927	34.213	22.336	32.541	6'27.017P	170,1	11:52'45.913
12	18.481	33.092	21.861	32.332	1'45.766	264,7	11:54'31.679
13	18.438	33.113	<b>21.761</b>	32.050	1'45.362	264,1	11:56'17.041
14	20.072	37.690	23.140	32.654	1'53.556	264,7	11:58'10.597
15	18.382	33.116	21.857	32.291	1'45.646	266,7	11:59'56.243
16	<b>18.334</b>	<b>33.044</b>	21.884	<b>32.005</b>	<b>1'45.267</b>	266,7	12:01'41.510

2° 23 M. SCHROETTER [1'44.884]							
Lap	Seg1	Seg2	Seg3	Seg4	Lap Time	km/h	Local Time
1							
2	18.894	33.819	22.249	33.082	1'48.044	268,7	11:23'52.672
3	18.531	33.390	21.909	32.921	1'46.751	268,7	11:25'39.423
4	18.539	33.488	22.214	32.476	1'46.717	270,0	11:27'26.140
5	18.390	33.199	22.067	32.343	1'45.999	<b>271,4</b>	11:29'12.139
6	18.416	33.261	22.030	46.937	2'00.644P	270,7	11:31'12.783
7	9'10.401	34.262	22.600	32.862	10'40.125P	174,5	11:41'52.908
8	18.508	33.443	22.001	32.541	1'46.493	266,0	11:43'39.401
9	18.504	33.414	21.810	32.589	1'46.317	269,3	11:45'25.718
10	19.567	34.037	21.988	46.032	2'01.624P	265,4	11:47'27.342
11	5'55.726	34.322	22.494	33.594	7'26.136P	184,9	11:54'53.478
12	<b>18.323</b>	33.040	21.778	32.113	1'45.254	267,3	11:56'38.732
13	18.328	<b>32.904</b>	<b>21.576</b>	<b>32.076</b>	<b>1'44.884</b>	268,7	11:58'23.616
14	27.721	40.085	22.545	33.725	2'04.076	270,7	12:00'27.692

5° 9 J. NAVARRO [1'45.451]							
Lap	Seg1	Seg2	Seg3	Seg4	Lap Time	km/h	Local Time
1							32.988
2	18.762	33.258	22.014	32.916	1'46.980	265,4	11:24'17.214
3	19.020	35.681	22.464	32.865	1'50.061	<b>274,1</b>	11:26'07.275
4	18.616	33.095	21.767	32.366	1'45.861	272,0	11:27'53.136
5	18.393	33.332	22.111	32.316	1'46.152	267,3	11:29'39.288
6	<b>18.370</b>	33.120	21.772	32.315	1'45.577	266,0	11:31'24.865
7	18.481	33.110	21.804	32.296	1'45.691	266,0	11:33'10.556
8	18.452	33.215	22.174	48.502	2'02.343P	265,4	11:35'12.899
9	9'35.132	33.604	21.928	32.310	11'02.974P		11:46'15.873
10	18.501	<b>32.924</b>	21.843	<b>32.201</b>	1'45.469	260,9	11:48'01.342
11	18.515	32.963	<b>21.712</b>	32.261	<b>1'45.451</b>	260,9	11:49'46.793
12	18.459	33.197	21.991	32.330	1'45.977	262,1	11:51'32.770
13	18.488	33.082	21.754	35.115	1'48.439	262,1	11:53'21.209
14	18.515	33.165	21.827	32.493	1'46.000	262,8	11:55'07.209
15	18.491	33.139	21.818	32.454	1'45.902	262,1	11:56'53.111
16	18.516	36.073	26.354	39.558	2'00.501	263,4	11:58'53.612
17	18.535	33.271	21.768	32.852	1'46.426	265,4	12:00'40.038

3° 61 C. ONCU [1'44.999]							
Lap	Seg1	Seg2	Seg3	Seg4	Lap Time	km/h	Local Time
1			22.744	33.890			
2	18.532	33.242	22.134	32.662	1'46.570		11:24'23.453
3	18.321	33.490	21.878	32.266	1'45.955	270,0	11:26'09.408
4	18.447	33.364	21.839	50.902	2'04.552P	271,4	11:28'13.960
5	9'35.473	34.081	21.979	35.642	11'07.175P	191,2	11:39'21.135
6	18.614	33.439	22.006	32.506	1'46.565C	268,0	11:41'07.700
7	18.350	33.411	21.778	32.519	1'46.058C	268,7	11:42'53.758
8	18.280	33.572	21.891	33.049	1'46.792	<b>272,7</b>	11:44'40.550
9	18.249	33.398	21.949	32.426	1'46.022	272,0	11:46'26.572
10	18.347	33.427	21.949	32.621	1'46.344	269,3	11:48'12.916
11	18.341	33.853	22.115	50.615	2'04.924P	270,7	11:50'17.840
12	5'46.986	34.757	22.474	32.375	7'16.592P	192,5	11:57'34.432
13	18.312	<b>32.904</b>	<b>21.640</b>	<b>32.143</b>	<b>1'44.999</b>	270,0	11:59'19.431
14	<b>18.146</b>	34.267	22.439	32.952	1'47.804	270,7	12:01'07.235

6° 64 F. CARICASULO [1'45.762]							
Lap	Seg1	Seg2	Seg3	Seg4	Lap Time	km/h	Local Time
1							33.708
2	19.307	34.184	22.284	34.400	1'50.175	269,3	11:24'02.451
3	18.860	33.839	22.550	32.838	1'48.087	268,7	11:25'50.538
4	18.803	33.639	22.235	32.581	1'47.258	269,3	11:27'37.796
5	18.752	33.774	22.143	33.002	1'47.671	269,3	11:29'25.467
6	18.426	33.543	22.018	32.574	1'46.561	272,7	11:31'12.028
7	18.950	34.087	22.658	33.489	1'49.184	273,4	11:33'01.212
8	18.522	33.505	22.619	48.345	2'02.991P	269,3	11:35'04.203
9	10'24.473	34.342	22.432	32.834	11'54.081P		11:46'58.284
10	18.658	33.536	22.264	32.296	1'46.754		11:48'45.038
11	18.384	33.893	21.998	37.608	1'51.883	<b>277,6</b>	11:50'36.921
12	18.499	33.456	22.001	32.426	1'46.382	268,0	11:52'23.303
13	<b>18.370</b>	33.299	22.100	32.603	1'46.372	271,4	11:54'09.675
14	18.498	33.386	22.270	32.889	1'47.043	268,7	11:55'56.718
15	18.412			32.577	1'46.613	274,8	11:57'43.331
16	18.528	33.318	21.920	37.382	1'51.148	274,1	11:59'34.479
17	18.419	<b>33.295</b>	<b>21.887</b>	<b>32.161</b>	<b>1'45.762</b>		12:01'20.241

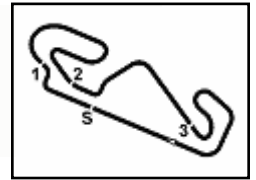
4° 94 L. MAHIAS [1'45.267]							
Lap	Seg1	Seg2	Seg3	Seg4	Lap Time	km/h	Local Time
1				33.961			
2	18.767	33.356	22.258	32.633	1'47.014	267,3	11:24'16.489
3	18.698	33.192	21.925	32.250	1'46.065	264,7	11:26'02.554
4	18.387	33.181	21.896	32.281	1'45.745	270,0	11:27'48.299
5	18.411	33.120	21.993	32.407	1'45.931	<b>272,0</b>	11:29'34.230
6	18.384	33.304	22.929	47.624	2'02.241P	271,4	11:31'36.471
7	7'41.359	34.015	22.459	32.752	9'10.585P	145,4	11:40'47.056
8	18.608	33.171	22.059	32.410	1'46.248	265,4	11:42'33.304
9	18.454	33.247	21.943	32.343	1'45.987	266,0	11:44'19.291

7° 5 N. ANTONELLI [1'45.780]							
Lap	Seg1	Seg2	Seg3	Seg4	Lap Time	km/h	Local Time
1							
2	6'44.762	35.178	22.927	33.845	8'16.712P	161,4	11:30'38.245
3	19.185	33.962	22.446	33.276	1'48.869	268,0	11:32'27.114
4	18.880	33.971	22.308	33.010	1'48.169	266,7	11:34'15.283
5	18.666	33.613	22.081	32.952	1'47.312	267,3	11:36'02.595
6	18.527	33.634	22.014	32.803	1'46.978	267,3	11:37'49.573
7	18.632	33.708	22.046	32.946	1'47.332	266,0	11:39'36.905
8	18.588	33.583	21.982	32.808	1'46.961	266,7	11:41'23.866
9	18.650	33.661	21.998	32.857	1'47.166	266,7	11:43'11.032
10	20.338	39.389	22.685	46.871	2'09.283P	265,4	11:45'20.315
11	6'24.359	34.954	22.455	33.063	7'54.831P	159,3	11:53'15.146
12	18.564	33.191	21.857	32.445	1'46.057	266,7	11:55'01.203
13	18.443	<b>33.186</b>	<b>21.786</b>	<b>32.365</b>	<b>1'45.780</b>	268,7	11:56'46.983

22/03/2024 P = Pits In/Out - C = Lap Time Cancelled

These data/results cannot be reproduced, stored and/or transmitted in whole or in part by any manner of electronic, mechanical, photocopying, recording, broadcasting or otherwise now known or herein after developed without the previous express consent by the copyright owner, except for reproduction in daily press and regular printed publications on sale to the public within 60 days of the event related to those data/results and always provided that copyright symbol appears together as follows below.

© DORNA WSBK ORGANIZATION Srl 2024



Circuit de Barcelona 4.657 m

**Pirelli Catalunya Round, 22 - 24 March 2024**  
**Chronological Analysis Free Practice**

2 / 5

14	18.475	33.296	21.806	32.397	1'45.974	267,3	11:58'32.957
15	<b>18.364</b>	33.251	21.820	32.521	1'45.956	<b>269,3</b>	12:00'18.913

9	18.652	33.779	22.016	32.775	1'47.222	265,4	11:36'15.376
10	19.219	35.790	22.470	47.945	2'05.424P	262,8	11:38'20.800
11	8'53.633	35.490	22.307	33.315	10'24.745P	168,5	11:48'45.545
12	18.448	33.322	22.317	32.597	1'46.684C	268,7	11:50'32.229
13	18.555	33.290	<b>21.914</b>	32.549	1'46.308	264,1	11:52'18.537
14	18.684	33.430	22.509	37.051	1'51.674	262,1	11:54'10.211
15	<b>18.327</b>	<b>33.284</b>	22.224	<b>32.311</b>	<b>1'46.146</b>	<b>272,0</b>	11:55'56.357
16	18.463	33.514	21.991	32.581	1'46.549	269,3	11:57'42.906
17	18.625	35.430	24.685	54.078	2'12.818P	263,4	11:59'55.724

**8° 54 B. SOFUOGLU [1'45.805]**

Lap	Seg1	Seg2	Seg3	Seg4	Lap Time	km/h	Local Time
1			23.497	34.694			
2	19.380	34.082	22.503	33.446	1'49.411	266,0	11:24'48.074
3	18.861	33.778	22.295	32.908	1'47.842	266,0	11:26'35.916
4	18.788	33.487	22.350	32.998	1'47.623C	266,7	11:28'23.539
5	18.744	33.597	22.272	32.809	1'47.422	267,3	11:30'10.961
6	18.723	33.494	22.171	32.819	1'47.207	266,7	11:31'58.168
7	18.764	33.497	22.044	32.797	1'47.102	267,3	11:33'45.270
8	19.222	34.724	22.988	48.799	2'05.733P	266,0	11:35'51.003
9	5'26.905	34.415	22.795	37.161	7'01.276P	163,9	11:42'52.279
10	18.749	33.656	22.131	32.813	1'47.349	267,3	11:44'39.628
11	18.709	33.646	22.184	32.761	1'47.300	266,7	11:46'26.928
12	45.220	42.970	23.700	49.069	2'40.959P	<b>272,0</b>	11:49'07.887
13	4'22.957	33.898	22.518	32.775	5'52.148P	185,9	11:55'00.035
14	18.647	<b>33.128</b>	22.015	32.458	1'46.248	267,3	11:56'46.283
15	<b>18.483</b>	33.156	<b>21.807</b>	<b>32.359</b>	<b>1'45.805</b>	266,7	11:58'32.088
16	18.520	33.215	21.892	32.405	1'46.032	268,0	12:00'18.120

**12° 48 L. DALLA PORTA [1'46.209]**

Lap	Seg1	Seg2	Seg3	Seg4	Lap Time	km/h	Local Time
1							
2					2'14.586P		11:22'07.012
3	19.319	36.133	22.855	33.471	1'51.778	<b>271,4</b>	11:23'58.790
4	19.040	34.461	22.547	33.099	1'49.147	262,8	11:25'47.937
5	18.843	34.016	22.260	32.941	1'48.060	263,4	11:27'35.997
6	18.743	33.900	22.259	32.907	1'47.809	263,4	11:29'23.806
7	20.207	36.349	22.960	47.530	2'07.046P	265,4	11:31'30.852
8	6'38.477	34.694	22.566	33.201	8'08.938P	168,2	11:39'39.790
9	18.933	34.030	22.166	32.875	1'48.004	260,9	11:41'27.794
10	18.836	33.887	22.072	32.819	1'47.614	260,2	11:43'15.408
11	18.711	33.909	22.444	51.425	2'06.489P	262,1	11:45'21.897
12	7'04.393	35.072	22.243	32.777	8'34.485P	120,3	11:53'56.382
13	18.623	33.627	22.010	32.422	1'46.682	266,7	11:55'43.064
14	18.512	33.513	21.985	<b>32.370</b>	1'46.380	266,0	11:57'29.444
15	18.482	<b>33.401</b>	<b>21.941</b>	32.385	<b>1'46.209</b>	265,4	11:59'15.653
16	<b>18.430</b>	37.013	23.933	33.019	1'52.395	269,3	12:01'08.048

**9° 62 S. MANZI [1'46.010]**

Lap	Seg1	Seg2	Seg3	Seg4	Lap Time	km/h	Local Time
1		35.060	22.614	33.371			
2	18.729	33.484	22.162	32.789	1'47.164	268,0	11:25'01.037
3	18.326	33.474	21.949	<b>32.501</b>	1'46.250	269,3	11:26'47.287
4	18.345	33.509	21.998	32.598	1'46.450	270,0	11:28'33.737
5	18.831	34.213	22.176	32.928	1'48.148	270,0	11:30'21.885
6	18.389	33.552	21.942	32.599	1'46.482	271,4	11:32'08.367
7	18.343	<b>33.291</b>	<b>21.840</b>	32.536	<b>1'46.010</b>	271,4	11:33'54.377
8	<b>18.209</b>	33.520	22.117	47.599	2'01.445P	<b>272,0</b>	11:35'55.822
9	16'30.652	34.648	22.290	32.843	18'00.433P	160,7	11:53'56.255
10	18.450	33.488	21.998	32.599	1'46.535	268,7	11:55'42.790
11	18.309	33.463	21.923	32.556	1'46.251	268,0	11:57'29.041
12	18.219	33.513	21.935	32.731	1'46.398	269,3	11:59'15.439
13	18.433	35.750	22.232	32.776	1'49.191	270,0	12:01'04.630

**13° 28 G. VAN STRAALEN [1'46.228]**

Lap	Seg1	Seg2	Seg3	Seg4	Lap Time	km/h	Local Time
1					33.662		
2	18.915	34.336	22.259	33.045	1'48.555C	267,3	11:24'17.180
3	18.675	33.830	22.149	32.815	1'47.469	270,7	11:26'04.649
4	18.662	33.976	22.315	32.929	1'47.882	268,7	11:27'52.531
5	18.532	33.737	22.226	32.708	1'47.203	268,0	11:29'39.734
6	18.402	33.712	22.178	33.575	1'47.867	272,0	11:31'27.601
7	18.535	34.189	22.195	33.122	1'48.041	<b>274,8</b>	11:33'15.642
8	18.673	33.845	22.063	32.971	1'47.552	267,3	11:35'03.194
9	18.365	33.669	22.066	32.674	1'46.774	269,3	11:36'49.968
10	18.446	34.044	22.095	47.802	2'02.387P	271,4	11:38'52.355
11	11'57.826	37.284	22.324	32.715	13'30.149P	154,5	11:52'22.504
12	18.396	33.538	22.321	33.046	1'47.301	266,7	11:54'09.805
13	<b>18.145</b>	<b>33.503</b>	<b>21.870</b>	32.710	<b>1'46.228</b>	273,4	11:55'56.033
14	18.553	33.851	22.267	32.895	1'47.566	265,4	11:57'43.599
15	18.713	35.548	22.175	<b>32.646</b>	1'49.082	272,7	11:59'32.681
16	18.462	33.650	22.117	32.686	1'46.915	269,3	12:01'19.596

**10° 17 J. MCPHEE [1'46.034]**

Lap	Seg1	Seg2	Seg3	Seg4	Lap Time	km/h	Local Time
1				33.342			
2	19.065	33.768	22.585	33.643	1'49.061	264,7	11:24'07.948
3	18.906	33.902	22.707	33.191	1'48.706	266,7	11:25'56.654
4	18.968	33.887	22.204	32.786	1'47.845	266,7	11:27'44.499
5	18.740	33.579	22.193	32.907	1'47.419	268,7	11:29'31.918
6	18.690	36.264	23.088	47.695	2'05.737P	<b>270,0</b>	11:31'37.655
7	20'09.158	33.994	22.308	32.853	21'38.313P	196,7	11:53'15.968
8	18.603	<b>33.116</b>	<b>21.896</b>	<b>32.419</b>	<b>1'46.034</b>	265,4	11:55'02.002
9	18.646	33.203	21.942	32.883	1'46.674C	266,7	11:56'48.676
10	<b>18.520</b>	33.418	23.366	33.532	1'48.836	266,0	11:58'37.512
11	18.673	33.444	22.092	32.819	1'47.028	266,7	12:00'24.540

**14° 66 N. TUULI [1'46.565]**

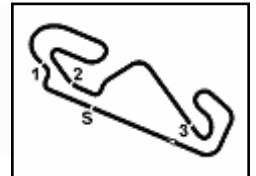
Lap	Seg1	Seg2	Seg3	Seg4	Lap Time	km/h	Local Time
1					22.889	33.913	
2	18.861	34.168	22.357	33.008	1'48.394	<b>268,7</b>	11:24'24.459
3	18.716	33.436	22.108	32.802	1'47.062	265,4	11:26'11.521
4	18.404	33.556	22.080	32.843	1'46.883C	266,0	11:27'58.404
5	18.430	33.473	22.045	32.698	1'46.646	264,7	11:29'45.050
6	18.449	33.546	22.776	46.959	2'01.730P	266,0	11:31'46.780
7	7'51.867	35.491	22.265	32.981	9'22.604P	190,8	11:41'09.384
8	18.557	<b>33.420</b>	<b>21.941</b>	<b>32.647</b>	<b>1'46.565</b>	264,1	11:42'55.949
9	18.518	33.431	22.164	32.743	1'46.856	266,0	11:44'42.805
10	<b>18.312</b>	33.643	22.097	32.724	1'46.776	267,3	11:46'29.581
11	18.451	33.468	22.046	32.833	1'46.798	264,7	11:48'16.379
12	18.508	33.521	22.018	32.824	1'46.871	264,1	11:50'03.250
13	19.078	35.528	22.223	48.187	2'05.016P	263,4	11:52'08.266

22/03/2024 P = Pits In/Out - C = Lap Time Cancelled

These data/results cannot be reproduced, stored and/or transmitted in whole or in part by any manner of electronic, mechanical, photocopying, recording, broadcasting or otherwise now known or herein after developed without the previous express consent by the copyright owner, except for reproduction in daily press and regular printed publications on sale to the public within 60 days of the event related to those data/results and always provided that copyright symbol appears together as follows below.

© DORNA WSBK ORGANIZATION Srl 2024





**Pirelli Catalunya Round, 22 - 24 March 2024**  
**Chronological Analysis Free Practice**

3 / 5

14	5'58.539	34.491	22.638	33.400	7'29.068P	193,9	11:59'37.334
15	18.560	33.708	22.053	33.065	1'47.386	266,0	12:01'24.720

5	18.724	33.500	22.164	32.827	1'47.215	268,0	11:29'09.980
6	18.717	34.115	22.863	47.497	2'03.192P	268,0	11:31'13.172
7	5'52.181	34.204	22.671	35.675	7'24.731P	188,8	11:38'37.903
8	18.836	33.727	22.230	32.883	1'47.676	266,0	11:40'25.579
9	18.658	33.615	22.186	33.042	1'47.501	266,0	11:42'13.080
10	18.595	33.632	22.280	32.805	1'47.312	266,7	11:44'00.392
11	18.589	33.676	22.308	32.959	1'47.532	<b>268,7</b>	11:45'47.924
12	18.867	33.988	22.490	46.261	2'01.606P	<b>268,7</b>	11:47'49.530
13	4'24.868	34.019	22.746	34.085	5'55.718P	186,2	11:53'45.248
14	20.073	34.769	22.497	32.808	1'50.147	262,8	11:55'35.395
15	18.731	33.352	22.097	<b>32.579</b>	1'46.759	264,7	11:57'22.154
16	18.534	<b>33.334</b>	22.123	32.700	<b>1'46.691</b>	266,0	11:59'08.845
17	<b>18.505</b>	33.558	<b>21.990</b>	32.789	1'46.842	268,0	12:00'55.687

15° 99 A. HUERTAS [1'46.582]							
Lap	Seg1	Seg2	Seg3	Seg4	Lap Time	km/h	Local Time
1			22.745	33.913			
2	18.854	34.134	22.355	34.296	1'49.639	275,5	11:24'25.104
3	18.503	33.843	23.515	34.021	1'49.882	<b>277,6</b>	11:26'14.986
4	18.492	33.899	22.086	47.180	2'01.657P	276,2	11:28'16.643
5	5'16.769	33.963	22.224	32.913	6'45.869P	198,5	11:35'02.512
6	18.518	33.778	22.064	32.859	1'47.219	273,4	11:36'49.731
7	18.435	33.655	22.009	32.880	1'46.979	272,7	11:38'36.710
8	18.414	33.592	21.937	32.687	1'46.630	272,0	11:40'23.340
9	18.501	33.669	22.231	46.617	2'01.018P	272,0	11:42'24.358
10	7'48.086	33.961	22.048	32.752	9'16.847P	197,8	11:51'41.205
11	18.436	<b>33.582</b>	21.956	<b>32.681</b>	1'46.555	273,4	11:53'27.860
12	<b>18.364</b>	33.587	<b>21.884</b>	<b>32.747</b>	1'46.582	274,1	11:55'14.442
13	18.386	33.831	21.944	34.117	1'48.278	272,7	11:57'02.720
14	18.398	33.908	22.007	33.132	1'47.445	275,5	11:58'50.165
15	18.552	36.922	22.004	34.041	1'51.519	274,8	12:00'41.684

19° 22 F. FULIGNI [1'46.691]							
Lap	Seg1	Seg2	Seg3	Seg4	Lap Time	km/h	Local Time
1							
2	19.431	34.116	22.735	33.392	1'49.674	268,0	11:23'55.645
3	19.204	33.803	22.396	32.908	1'48.311	266,7	11:25'43.956
4	18.752	33.738	22.293	32.959	1'47.742	<b>274,1</b>	11:27'31.698
5	18.925	33.649	22.322	32.864	1'47.760	268,7	11:29'19.458
6	18.793	33.775	23.203	33.326	1'49.097	268,7	11:31'08.555
7	18.847	33.643	22.453	32.861	1'47.804	268,0	11:32'56.359
8	18.936	33.510	22.282	32.837	1'47.565	264,7	11:34'43.924
9	18.919	33.795	22.917	47.411	2'03.042P	264,7	11:36'46.966
10	16'12.537	35.053	23.218	34.521	17'45.329P	153,4	11:54'32.295
11	<b>18.598</b>	33.543	22.298	32.683	1'47.122	267,3	11:56'19.417
12	18.772	33.470	<b>22.109</b>	32.602	1'46.953	264,1	11:58'06.370
13	18.664	33.290	22.254	32.644	1'46.852	265,4	11:59'53.222
14	18.602	<b>33.288</b>	22.227	<b>32.574</b>	<b>1'46.691</b>	266,0	12:01'39.913

16° 69 T. BOOTH-AMOS [1'46.628]							
Lap	Seg1	Seg2	Seg3	Seg4	Lap Time	km/h	Local Time
1				33.741			
2	19.034	34.470	22.963	33.634	1'50.101	269,3	11:24'07.474
3	19.085	33.925	22.517	33.167	1'48.694	267,3	11:25'56.168
4	18.902	33.615	22.335	33.039	1'47.891	268,0	11:27'44.059
5	18.693	33.564	22.413	32.807	1'47.477	268,7	11:29'31.536
6	18.588	33.658	22.362	32.965	1'47.573	<b>273,4</b>	11:31'19.109
7	18.865	33.495	22.110	32.895	1'47.365	266,0	11:33'06.474
8	20.315	35.757	22.440	47.550	2'06.062CP	266,7	11:35'12.536
9	10'01.863	38.899	25.314	37.506	11'43.582P	182,7	11:46'56.118
10	18.761	33.833	22.256	32.960	1'47.810	266,0	11:48'43.928
11	18.674	33.532	22.192	33.022	1'47.420	264,1	11:50'31.348
12	18.959	35.208	22.866	46.668	2'03.701CP	263,4	11:52'35.049
13	4'43.757	34.628	22.266	34.697	6'15.348P	196,0	11:58'50.397
14	<b>18.528</b>	<b>33.486</b>	<b>21.943</b>	<b>32.671</b>	<b>1'46.628</b>	271,4	12:00'37.025

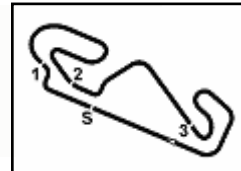
20° 68 L. POWER [1'46.809]							
Lap	Seg1	Seg2	Seg3	Seg4	Lap Time	km/h	Local Time
1							
2	19.209	34.419	23.577	33.684	1'50.889		11:23'50.870
3	18.813	34.235	22.563	33.526	1'49.137		11:25'40.007
4	18.732	34.191	22.616	33.445	1'48.984	<b>272,0</b>	11:27'28.991
5	18.884	34.138	22.400	33.465	1'48.887		11:29'17.878
6	18.880	34.348	22.614	33.220	1'49.062		11:31'06.940
7	19.031	36.129	22.768	36.708	1'54.636	269,3	11:33'01.576
8	18.624	34.058	22.445	33.010	1'48.137	271,4	11:34'49.713
9	18.650	34.004	22.417	32.956	1'48.027		11:36'37.740
10	18.939	34.441	22.352	47.679	2'03.411P	266,0	11:38'41.151
11	7'20.632	36.783	26.382	37.293	9'01.090P	146,1	11:47'42.241
12	18.776	34.050	22.324	32.964	1'48.114		11:49'30.355
13	18.754	34.540	23.354	36.909	1'53.557	268,0	11:51'23.912
14	18.513	33.619	22.372	32.768	1'47.272		11:53'11.184
15	<b>18.380</b>	33.600	22.139	32.690	<b>1'46.809</b>	270,0	11:54'57.993
16	18.518	33.673	<b>22.133</b>	<b>32.635</b>	1'46.959	<b>272,0</b>	11:56'44.952
17	18.580	35.444	22.144	32.638	1'48.806		11:58'33.758
18	18.421	<b>33.479</b>	24.492	35.078	1'51.470	270,7	12:00'25.228

17° 74 P. BIESIEKIRSKI [1'46.640]							
Lap	Seg1	Seg2	Seg3	Seg4	Lap Time	km/h	Local Time
1				46.956			
2	6'12.970	34.529	22.512	33.395	7'43.406P	159,1	11:30'16.527
3	19.131	34.010	22.375	33.082	1'48.598	264,7	11:32'05.125
4	18.851	33.849	22.173	33.096	1'47.969	266,0	11:33'53.094
5	18.908	33.943	22.154	33.135	1'48.140	263,4	11:35'41.234
6	18.672	33.910	22.164	46.437	2'01.183P	265,4	11:37'42.417
7	7'04.809	34.064	22.272	32.722	8'33.867P	171,2	11:46'16.284
8	18.507	<b>33.457</b>	<b>22.046</b>	32.639	1'46.649	<b>272,0</b>	11:48'02.933
9	18.476	33.559	22.088	32.718	1'46.841	268,7	11:49'49.774
10	18.515	33.655	22.075	32.767	1'47.012	268,0	11:51'36.786
11	18.575	33.664	22.142	32.743	1'47.124	266,7	11:53'23.910
12	18.539	33.619	22.191	32.795	1'47.144	268,7	11:55'11.054
13	18.554	33.566	22.120	32.684	1'46.924	268,0	11:56'57.978
14	<b>18.448</b>	33.589	22.057	<b>32.546</b>	<b>1'46.640</b>	268,0	11:58'44.618
15	18.624	33.679	22.102	32.759	1'47.164	270,0	12:00'31.782

21° 50 O. VOSTATEK [1'46.926]							
Lap	Seg1	Seg2	Seg3	Seg4	Lap Time	km/h	Local Time
1							
2	19.029	34.405	22.623	32.968	1'49.025	270,0	11:23'49.890
3	18.668	33.729	22.356	32.821	1'47.574	266,7	11:25'37.464
4	18.573	33.699	22.264	32.845	1'47.381	266,7	11:27'24.845
5	18.533	33.719	22.193	32.864	1'47.309	266,7	11:29'12.154
6	18.817	33.786	22.247	46.312	2'01.162P	<b>273,4</b>	11:31'13.316
7	6'25.576	34.235	22.463	33.286	7'55.560P	178,5	11:39'08.876
8	18.695	33.975	22.398	33.258	1'48.326	261,5	11:40'57.202
9	19.798	35.597	22.855	37.299	1'55.549	263,4	11:42'52.751

18° 25 M. BRENNER [1'46.691]							
Lap	Seg1	Seg2	Seg3	Seg4	Lap Time	km/h	Local Time
1							
2	19.138	33.636	22.375	33.106	1'48.255	266,0	11:23'47.875
3	18.950	33.474	22.220	32.883	1'47.527	266,7	11:25'35.402
4	18.733	33.458	22.260	32.912	1'47.363	267,3	11:27'22.765

22/03/2024 P = Pits In/Out - C = Lap Time Cancelled



Circuit de Barcelona 4.657 m

**Pirelli Catalunya Round, 22 - 24 March 2024**  
**Chronological Analysis Free Practice**

4 / 5

10	18.639	33.859	22.350	33.393	1'48.241	270,7	11:44'40.992	12	12'03.152	34.876	23.319	36.227	13'37.574P	187,5	11:54'07.145
11	18.617	34.421	23.149	46.792	2'02.979P	272,7	11:46'43.971	13	18.600	35.179	22.468	32.853	1'49.100	268,0	11:55'56.245
12	5'29.245	35.640	23.080	33.977	7'01.942P	161,4	11:53'45.913	14	18.707	33.710	22.462	<b>32.577</b>	1'47.456	269,3	11:57'43.701
13	18.711	33.759	22.149	32.672	1'47.291	264,7	11:55'33.204	15	<b>18.469</b>	<b>33.521</b>	<b>22.239</b>	32.845	<b>1'47.074</b>	<b>276,9</b>	11:59'30.775
14	18.571	33.837	<b>22.094</b>	<b>32.579</b>	1'47.081	263,4	11:57'20.285	16	18.862	33.858	22.274	34.310	1'49.304	264,7	12:01'20.079
15	18.536	<b>33.538</b>	22.103	32.749	<b>1'46.926</b>	264,1	11:59'07.211								
16	<b>18.490</b>	33.776	22.239	34.656	1'49.161	264,1	12:00'56.372								

**22° 40 S. CORSI [1'46.936]**

Lap	Seg.1	Seg.2	Seg.3	Seg.4	Lap Time	km/h	Local Time
1				34.577			
2	18.966	34.495	22.582	33.370	1'49.413	267,3	11:24'04.912
3	18.841	34.137	22.310	33.226	1'48.514	264,7	11:25'53.426
4	18.985	34.048	22.349	33.043	1'48.425	265,4	11:27'41.851
5	18.663	33.864	22.343	34.310	1'49.180	<b>270,7</b>	11:29'31.031
6	18.674	34.324	22.416	33.052	1'48.466	266,0	11:31'19.497
7	18.750	33.849	<b>22.121</b>	33.006	1'47.726	269,3	11:33'07.223
8	18.887	34.829	22.782	47.706	2'04.204P	266,0	11:35'11.427
9	8'11.519	34.376	23.000	33.233	9'42.128P	165,1	11:44'53.555
10	18.842	33.717	22.244	35.534	1'50.337	261,5	11:46'43.892
11	18.662	33.698	22.204	33.054	1'47.618	260,9	11:48'31.510
12	18.814	35.089	22.349	33.227	1'49.479	261,5	11:50'20.989
13	18.697	41.613	25.056	33.031	1'58.397	260,2	11:52'19.386
14	18.649	<b>33.546</b>	22.163	32.967	1'47.325	264,7	11:54'06.711
15	18.797	34.894	23.241	33.499	1'50.431	262,1	11:55'57.142
16	<b>18.492</b>	33.608	22.138	<b>32.698</b>	<b>1'46.936</b>	269,3	11:57'44.078
17	18.568	33.551	22.176	32.802	1'47.097	268,7	11:59'31.175
18	18.630	34.108	22.306	32.999	1'48.043	268,7	12:01'19.218

**23° 32 D. BAYLISS [1'47.031]**

Lap	Seg.1	Seg.2	Seg.3	Seg.4	Lap Time	km/h	Local Time
1				34.513			
2	19.032	34.436	22.638	33.409	1'49.515	265,4	11:24'05.175
3	18.952	33.907	22.378	33.099	1'48.336	267,3	11:25'53.511
4	18.674	33.914	22.222	33.147	1'47.957	270,0	11:27'41.468
5	18.736	33.843	22.343	33.414	1'48.336	268,0	11:29'29.804
6	19.305	35.868	22.272	33.063	1'50.508	268,0	11:31'20.312
7	<b>18.514</b>	<b>33.575</b>	22.133	33.030	1'47.252	<b>271,4</b>	11:33'07.564
8	18.687	34.170	22.390	33.595	1'48.842	<b>271,4</b>	11:34'56.406
9	19.609	37.193	24.615	48.446	2'09.863P	266,0	11:37'06.269
10	7'17.783	36.130	22.964	33.773	8'50.650P	179,4	11:45'56.919
11	18.848	34.073	22.283	33.235	1'48.439	265,4	11:47'45.358
12	18.727	33.959	22.172	33.130	1'47.988	268,0	11:49'33.346
13	18.668	33.737	22.368	35.426	1'50.199	266,7	11:51'23.545
14	18.555	33.615	22.076	<b>32.785</b>	<b>1'47.031</b>	270,0	11:53'10.576
15	18.610	33.664	<b>21.993</b>	32.869	1'47.136	268,0	11:54'57.712
16	19.079	36.185	22.208	34.301	1'51.773	268,0	11:56'49.485
17	19.788	37.136	22.521	33.181	1'52.626	269,3	11:58'42.111
18	18.811	33.773	22.167	33.176	1'47.927	266,7	12:00'30.038

**24° 51 A. SARMOON [1'47.074]**

Lap	Seg.1	Seg.2	Seg.3	Seg.4	Lap Time	km/h	Local Time
1							
2	19.266	34.103	22.787	33.463	1'49.619	270,0	11:23'56.044
3	19.069	33.938	22.482	32.983	1'48.472	270,7	11:25'44.516
4	18.952	33.957	22.423	33.474	1'48.806	271,4	11:27'33.322
5	18.936	33.855	22.601	33.152	1'48.544	269,3	11:29'21.866
6	18.908	34.050	22.695	33.129	1'48.782	267,3	11:31'10.648
7	18.988	34.003	22.240	34.180	1'49.411	266,7	11:33'00.059
8	19.050	34.021	22.488	33.230	1'48.789	264,1	11:34'48.848
9	18.836	34.012	22.553	33.124	1'48.525	264,7	11:36'37.373
10	19.117	34.173	22.422	33.197	1'48.909	263,4	11:38'26.282
11	19.068	34.341	22.826	47.054	2'03.289P	263,4	11:40'29.571

**25° 53 V. DEBISE [1'47.145]**

Lap	Seg.1	Seg.2	Seg.3	Seg.4	Lap Time	km/h	Local Time
1							
2	19.024	34.080	22.247	33.143	1'48.494	264,7	11:23'41.436
3	18.804	34.119	22.283	33.009	1'48.215	266,0	11:25'29.651
4	18.705	33.829	22.176	<b>32.750</b>	1'47.460	266,0	11:27'17.111
5	18.604	33.686	22.275	32.870	1'47.435	267,3	11:29'04.546
6	18.598	33.648	22.185	33.021	1'47.452	266,7	11:30'51.998
7	18.665	33.907	22.142	32.814	1'47.528	264,1	11:32'39.526
8	18.526	33.805	22.083	32.762	1'47.176	267,3	11:34'26.702
9	18.600	33.963	<b>22.052</b>	46.158	2'00.773P	266,7	11:36'57.475
10	11'39.045	34.034	22.189	32.951	13'08.219P	172,0	11:49'35.694
11	18.527	<b>33.530</b>	22.445	32.854	1'47.356	268,0	11:51'23.050
12	18.438	33.670	22.216	32.821	<b>1'47.145</b>	268,0	11:53'10.195
13	18.499	33.683	22.095	32.891	1'47.168	268,0	11:54'57.363
14	<b>18.435</b>	34.687	22.811	34.801	1'50.734	268,7	11:56'48.097
15	18.477	33.849	22.841	33.041	1'48.208	<b>270,7</b>	11:58'36.305
16	18.607	35.050	22.116	33.070	1'48.843	<b>270,7</b>	12:00'25.148

**26° 7 L. BALDASSARRI [1'47.220]**

Lap	Seg.1	Seg.2	Seg.3	Seg.4	Lap Time	km/h	Local Time
1							
2	19.001	34.078	22.355	33.589	1'49.023	269,3	11:23'44.909
3	18.793	34.051	22.308	33.431	1'48.583	267,3	11:25'33.492
4	19.569	37.550	23.122	33.273	1'53.514	268,0	11:27'27.006
5	18.546	36.949	23.394	48.456	2'07.345P	272,0	11:29'34.351
6	10'18.351	36.300	22.725	37.148	11'54.524P	160,5	11:41'28.875
7	18.717	34.104	22.431	33.320	1'48.572	266,0	11:43'17.447
8	18.597	34.051	22.405	33.372	1'48.425	268,0	11:45'05.872
9	18.661	34.043	22.423	34.167	1'49.294	266,7	11:46'55.166
10	18.824	35.250	22.344	33.160	1'49.578	265,4	11:48'44.744
11	18.542	33.856	22.173	48.786	2'03.357P	268,0	11:50'48.101
12	4'17.406	38.641			6'02.736P	168,0	11:56'50.837
13	18.491	38.568	25.442	37.299	1'59.800	268,0	11:58'50.637
14	<b>18.459</b>	<b>33.785</b>	<b>22.088</b>	<b>32.888</b>	<b>1'47.220</b>	<b>275,5</b>	12:00'37.857

**27° 78 H. OKUBO [1'47.403]**

Lap	Seg.1	Seg.2	Seg.3	Seg.4	Lap Time	km/h	Local Time
1							
2	18.990	33.679	22.276	32.884	1'47.829	268,7	11:24'26.012
3	18.780	<b>33.535</b>	22.379	<b>32.709</b>	<b>1'47.403</b>	<b>270,7</b>	11:26'13.415
4	18.844	35.436	22.704	34.694	1'51.678	268,0	11:28'05.093
5	18.925	34.740	22.557	53.163	2'09.385P	264,7	11:30'14.478
6	10'27.440	34.247	22.258	33.303	11'57.248P	168,2	11:42'11.726
7	18.772	33.728	22.298	32.934	1'47.732	266,0	11:43'59.458
8	18.780	33.933	22.388	32.990	1'48.091	266,0	11:45'47.549
9	18.951	34.006	22.293	33.242	1'48.492	265,4	11:47'36.041
10	19.268	35.049	23.135	1'04.758	2'22.210P	263,4	11:49'58.251
11	3'12.404	39.130	23.012	34.490	4'49.036P	172,2	11:54'47.287
12	<b>18.725</b>	33.762	22.328	32.884	1'47.699	265,4	11:56'34.986
13	18.785	33.875	<b>22.241</b>	33.008	1'47.909	263,4	11:58'22.895
14	24.243	39.041	22.766	36.852	2'02.902	263,4	12:00'25.797

**28° 15 E. MCMANUS [1'47.995]**

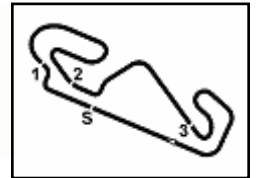
Lap	Seg.1	Seg.2	Seg.3	Seg.4	Lap Time	km/h	Local Time
1							

22/03/2024 P = Pits In/Out - C = Lap Time Cancelled

These data/results cannot be reproduced, stored and/or transmitted in whole or in part by any manner of electronic, mechanical, photocopying, recording, broadcasting or otherwise now known or herein after developed without the previous express consent by the copyright owner, except for reproduction in daily press and regular printed publications on sale to the public within 60 days of the event related to those data/results and always provided that copyright symbol appears together as follows below.

© DORNA WSBK ORGANIZATION Srl 2024





**Pirelli Catalunya Round, 22 - 24 March 2024**  
**Chronological Analysis Free Practice**

5 / 5

2	19.836	35.108	23.487	34.295	1'52.726	260,9	11:23'52.697	10	7'04.571	35.970	23.293	34.501	8'38.335P	163,6	11:45'35.233			
3	19.345	34.444	22.795	34.245	1'50.829	265,4	11:25'43.526	11	19.136	34.750	22.759	33.665	1'50.310	260,9	11:47'25.543			
4	19.419	34.132	22.691	33.532	1'49.774	262,1	11:27'33.300	12	19.018	34.467	22.796	33.534	1'49.815	262,1	11:49'15.358			
5	19.357	33.943	22.513	33.609	1'49.422	<b>269,3</b>	11:29'22.722	13	19.006	34.363	22.700	33.451	1'49.520	261,5	11:51'04.878			
6	19.043	33.895	22.600	33.349	1'48.887	264,7	11:31'11.609	14	18.866	34.386	22.640	33.328	1'49.220	261,5	11:52'54.098			
7	19.118	33.756	23.638	48.978	2'05.490P	264,1	11:33'17.099	15	18.937	37.220	23.097	34.724	1'53.978	262,8	11:54'48.076			
8	6'07.670	36.371	23.704	34.615	7'42.360P	158,4	11:40'59.459	16	18.737	34.089	22.436	<b>33.043</b>	1'48.305	264,7	11:56'36.381			
9	19.924	34.276	22.762	33.549	1'50.511	250,0	11:42'49.970	17	<b>18.726</b>	34.094	<b>22.350</b>	33.064	<b>1'48.234</b>	263,4	11:58'24.615			
10	19.204	33.979	23.570	33.762	1'50.515	262,1	11:44'40.485	18	18.863	36.685	24.796	34.682	1'55.026	266,0	12:00'19.641			
11	18.886	35.623	23.025	46.479	2'04.013P	266,0	11:46'44.498											
12	8'11.408	34.563	23.335	34.212	9'43.518P	183,4	11:56'28.016											
13	19.030	<b>33.699</b>	22.337	<b>32.948</b>	1'48.014	259,0	11:58'16.030											
14	<b>18.862</b>	33.718	<b>22.292</b>	33.123	<b>1'47.995</b>	261,5	12:00'04.025											

29° 39 K. KEANKUM [1'48.011]							
Lap	Seg.1	Seg.2	Seg.3	Seg.4	Lap Time	km/h	Local Time
1				35.608			
2	19.847	35.433	23.191	34.085	1'52.556	264,1	11:24'07.926
3	19.219	34.508	22.639	33.566	1'49.932	265,4	11:25'57.858
4	18.818	34.766	22.484	33.772	1'49.840	<b>268,0</b>	11:27'47.698
5	18.880	34.659	22.480	33.726	1'49.745	266,0	11:29'37.443
6	18.821	34.823	22.621	33.646	1'49.911	265,4	11:31'27.354
7	18.708	34.900	22.465	33.365	1'49.438	266,7	11:33'16.792
8	18.747	34.558	22.458	33.407	1'49.170	265,4	11:35'05.962
9	18.835	34.641	22.550	33.363	1'49.389	264,1	11:36'55.351
10	18.792	34.559	23.244	33.621	1'50.216	263,4	11:38'45.567
11	18.839	34.544	22.456	33.254	1'49.093	262,1	11:40'34.660
12	18.754	34.399	22.287	33.175	1'48.615	264,1	11:42'23.275
13	18.792	34.603	22.420	48.887	2'04.702P	264,1	11:44'27.977
14	7'34.596	36.839	23.217	34.202	9'08.854P	140,4	11:53'36.831
15	18.930	34.184	22.256	33.120	1'48.490	262,8	11:55'25.321
16	<b>18.643</b>	<b>33.991</b>	<b>22.183</b>	33.194	<b>1'48.011</b>	262,8	11:57'13.332
17	18.658	34.376	22.428	<b>33.108</b>	1'48.570	262,8	11:59'01.902
18	18.712	34.234	22.316	40.643	1'55.905	265,4	12:00'57.807

32° 89 K. BIN PAWI [1'48.407]							
Lap	Seg.1	Seg.2	Seg.3	Seg.4	Lap Time	km/h	Local Time
1							
2	19.628	34.976	23.599	33.767	1'51.970	258,4	11:24'00.782
3	19.136	34.777	23.172	33.283	1'50.368	259,0	11:25'51.150
4	19.122	34.334	22.719	35.457	1'51.632	261,5	11:27'42.782
5	19.042	34.210	22.942	33.596	1'49.790	<b>263,4</b>	11:29'32.572
6	19.083	34.106	22.678	33.465	1'49.332	262,8	11:31'21.904
7	19.482	37.559	26.020	48.600	2'11.661P	259,6	11:33'33.565
8	5'40.221	39.086	22.979	33.812	7'16.098P	141,7	11:40'49.663
9	19.842	35.144	22.935	33.608	1'51.529	255,9	11:42'41.192
10	19.096	34.389	22.766	33.463	1'49.714	257,1	11:44'30.906
11	19.121	34.262	22.626	33.364	1'49.373	256,5	11:46'20.279
12	19.083	34.201	22.625	33.372	1'49.281	256,5	11:48'09.560
13	19.183	34.420	22.903	33.523	1'50.030	256,5	11:49'59.590
14	19.141	35.039	23.675	47.430	2'05.285P	257,8	11:52'04.875
15	3'17.389	35.886	23.222	37.148	4'53.645P	154,3	11:56'58.520
16	18.922	<b>33.880</b>	22.589	33.270	1'48.661	261,5	11:58'47.181
17	<b>18.914</b>	33.941	<b>22.421</b>	<b>33.131</b>	<b>1'48.407</b>	262,8	12:00'35.588

33° 3 R. DE ROSA [1'51.062]							
Lap	Seg.1	Seg.2	Seg.3	Seg.4	Lap Time	km/h	Local Time
1							
2	20.431	36.179	24.022	34.762	1'55.394	<b>252,9</b>	11:24'01.891
3	9'27.386	46.004	26.678	50.891	11'30.959P	97,6	11:35'32.850
4	4'46.124	37.160	24.736	35.098	6'23.118P	171,4	11:41'55.968
5	20.462	35.759	23.917	34.694	1'54.832	244,3	11:43'50.800
6	20.101	35.624	23.584	34.338	1'53.647	249,4	11:45'44.447
7	19.886	35.112	23.578	34.094	1'52.670	248,8	11:47'37.117
8	19.700	34.845	23.271	33.976	1'51.792	249,4	11:49'28.909
9	<b>19.658</b>	<b>34.707</b>	<b>23.152</b>	<b>33.545</b>	<b>1'51.062</b>	249,4	11:51'19.971
10	29.483	40.191	24.304	49.658	2'23.636P	221,8	11:53'43.607

34° 71 T. EDWARDS							
Lap	Seg.1	Seg.2	Seg.3	Seg.4	Lap Time	km/h	Local Time
1					49.930		
2	5'01.339	<b>36.087</b>	<b>24.374</b>	49.611	6'51.411P	157,2	11:29'21.899
3	10'23.168	37.146	25.036	48.227	12'13.577P	181,5	11:41'35.476
4	8'09.749	39.587	27.034	49.355	10'05.725P	<b>185,6</b>	11:51'41.201
5	6'50.530	39.743	25.665	50.852	8'46.790P	181,8	12:00'27.991

31° 27 K. TOBA [1'48.234]							
Lap	Seg.1	Seg.2	Seg.3	Seg.4	Lap Time	km/h	Local Time
1							
2	19.561	34.844	23.284	33.664	1'51.353	270,7	11:23'56.024
3	19.410	34.312	22.792	33.407	1'49.921	<b>272,0</b>	11:25'45.945
4	19.368	34.381	22.790	33.504	1'50.043	266,0	11:27'35.988
5	19.220	34.284	22.622	33.333	1'49.459	261,5	11:29'25.447
6	18.881	<b>33.972</b>	22.678	33.151	1'48.682	<b>272,0</b>	11:31'14.129
7	19.018	34.252	22.478	33.428	1'49.176	266,7	11:33'03.305
8	18.964	34.139	22.562	33.344	1'49.009	267,3	11:34'52.314
9	18.998	34.557	23.027	48.002	2'04.584P	264,7	11:36'56.898

22/03/2024 P = Pits In/Out - C = Lap Time Cancelled

These data/results cannot be reproduced, stored and/or transmitted in whole or in part by any manner of electronic, mechanical, photocopying, recording, broadcasting or otherwise now known or herein after developed without the previous express consent by the copyright owner, except for reproduction in daily press and regular printed publications on sale to the public within 60 days of the event related to those data/results and always provided that copyright symbol appears together as follows below.

© DORNA WSBK ORGANIZATION Srl 2024