

Pirelli Catalunya Round, 22 - 24 March 2024
Results Tissot Superpole

Circuit de Barcelona 4.657 m

1 / 4

No.	Rider	Nat	Team	Bike	Class	Time	Gap	Rel.	Laps	Speed	
										Avg	Max
1	99 A. HUERTAS	ESP	Aruba.it Racing WorldSSP Team	Ducati Panigale V2		1'44.197			16	160,899	288,0
2	61 C. ONCU	TUR	Kawasaki Puccetti Racing	Kawasaki ZX-6R		1'44.471	0.274	0.274	15	160,477	272,0
3	62 S. MANZI	ITA	Pata Yamaha Ten Kate Racing	Yamaha YZF R6		1'44.530	0.333	0.059	17	160,386	282,7
4	94 L. MAHIAS	FRA	GMT94 Yamaha	Yamaha YZF R6		1'44.806	0.609	0.276	14	159,964	270,0
5	23 M. SCHROETTER	GER	MV Agusta Reparto Corse	MV Agusta F3 800 RR		1'44.828	0.631	0.022	14	159,931	280,5
6	55 Y. MONTELLA	ITA	Barni Spark Racing Team	Ducati Panigale V2		1'44.831	0.634	0.003	17	159,926	279,1
7	53 V. DEBISE	FRA	Evan Bros. WorldSSP Yamaha Team	Yamaha YZF R6		1'44.869	0.672	0.038	17	159,868	276,2
8	5 N. ANTONELLI	ITA	Ecosantagata Althea Racing Team	Ducati Panigale V2		1'45.281	1.084	0.412	17	159,242	277,6
9	9 J. NAVARRO	ESP	WRP-RT Motorsport by SKM-Triumph	Triumph Street Triple RS 765		1'45.352	1.155	0.071	18	159,135	270,0
10	64 F. CARICASULO	ITA	Motozoo ME AIR Racing	MV Agusta F3 800 RR		1'45.378	1.181	0.026	14	159,096	272,7
11	69 T. BOOTH-AMOS	GBR	PTR Triumph	Triumph Street Triple RS 765		1'45.419	1.222	0.041	13	159,034	274,8
12	17 J. MCPHEE	GBR	WRP-RT Motorsport by SKM-Triumph	Triumph Street Triple RS 765		1'45.434	1.237	0.015	15	159,011	281,3
13	71 T. EDWARDS	AUS	D34G Racing WorldSSP Team	Ducati Panigale V2	*	1'45.569	1.372	0.135	16	158,808	279,1
14	22 F. FULIGNI	ITA	Orelac Racing Verdnatura	Ducati Panigale V2	*	1'45.640	1.443	0.071	16	158,701	273,4
15	25 M. BRENNER	SUI	VIAMO Racing by MTM	Kawasaki ZX-6R		1'45.662	1.465	0.022	18	158,668	273,4
16	66 N. TUULI	FIN	EAB Racing Team	Ducati Panigale V2		1'45.685	1.488	0.023	16	158,634	273,4
17	32 O. BAYLISS	AUS	D34G Racing WorldSSP Team	Ducati Panigale V2		1'45.702	1.505	0.017	17	158,608	278,4
18	7 L. BALDASSARRI	ITA	Orelac Racing Verdnatura	Ducati Panigale V2		1'45.766	1.569	0.064	17	158,512	276,2
19	54 B. SOFUOGLU	TUR	MV Agusta Reparto Corse	MV Agusta F3 800 RR		1'45.935	1.738	0.169	8	158,259	278,4
20	74 P. BIESIEKIRSKI	POL	Ecosantagata Althea Racing Team	Ducati Panigale V2		1'45.958	1.761	0.023	16	158,225	273,4
21	28 G. VAN STRAALEN	NED	Pata Yamaha Ten Kate Racing	Yamaha YZF R6		1'45.963	1.766	0.005	18	158,217	274,1
22	48 L. DALLA PORTA	ITA	Altogo Racing Team	Yamaha YZF R6		1'46.105	1.908	0.142	16	158,006	272,7
23	51 A. SARMOON	THA	Yamaha Thailand Racing Team	Yamaha YZF R6		1'46.250	2.053	0.145	18	157,790	279,1
24	40 S. CORSI	ITA	Renzi Corse	Ducati Panigale V2	*	1'46.290	2.093	0.040	9	157,731	275,5
25	50 O. VOSTATEK	CZE	PTR Triumph	Triumph Street Triple RS 765		1'46.322	2.125	0.032	14	157,683	279,1
26	78 H. OKUBO	JPN	Vince64 Racing Team by Puccetti	Kawasaki ZX-6R		1'46.424	2.227	0.102	18	157,532	274,8
27	27 K. TOBA	JPN	PETRONAS MIE Racing Honda	Honda CBR600RR		1'46.429	2.232	0.005	17	157,525	277,6
28	19 G. GIANNINI	ITA	Team ProDina Kawasaki	Kawasaki ZX-6R	*	1'46.855	2.658	0.426	17	156,897	276,9
29	89 K. BIN PAWI	MAS	PETRONAS MIE Racing Honda	Honda CBR600RR		1'46.880	2.683	0.025	17	156,860	272,0
30	72 Y. RUIZ	ESP	VFT Racing Yamaha	Yamaha YZF R6		1'46.880	2.683	0.000	6	156,860	273,4
31	68 L. POWER	AUS	Motozoo ME AIR Racing	MV Agusta F3 800 RR	*	1'47.093	2.896	0.213	15	156,548	276,9
32	39 K. KEANKUM	THA	Yamaha Thailand Racing Team	Yamaha YZF R6		1'47.898	3.701	0.805	22	155,380	275,5
33	15 E. MCMANUS	IRL	Rokit Haslam Racing	Ducati Panigale V2		1'48.025	3.828	0.127	11	155,197	270,7
34	3 R. DE ROSA	ITA	QJMOTOR Factory Racing	QJMOTOR SRK 800 RR	*	1'48.162	3.965	0.137	18	155,001	257,8

Qualifying Lap Time (105% of 1'44.197): 1'49.407

* WorldSSP Challenge

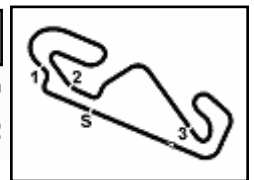
AIR	Humidity:	48%	Temp:	24°C
TRACK	Condition:	Dry	Temp:	33°C

Records	Pole	(SP)	2022	D.Aegerter	1'43.983	161,230	Km/h
	Race	(RC1)	2022	D.Aegerter	1'45.157	159,430	Km/h
	All Times	(SP)	2022	D.Aegerter	1'43.983	161,230	Km/h

Start 22/03/2024 16:00 End 17:05 The results are provisional until the end of the time limit for protests and appeals and the completion of the technical checks.

These data/results cannot be reproduced, stored and/or transmitted in whole or in part by any manner of electronic, mechanical, photocopying, recording, broadcasting or otherwise now known or herein after developed without the previous express consent by the copyright owner, except for reproduction in daily press and regular printed publications on sale to the public within 60 days of the event related to those data/results and always provided that copyright symbol appears together as follows below.

© DORNA WSBK ORGANIZATION Srl 2024



Pirelli Catalunya Round, 22 - 24 March 2024
Results Tissot Superpole

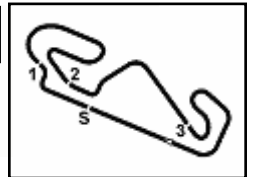
Session Highlights

Local Time	No. Rider	Description
16.00.00		Start
16.03.37	99 A. HUERTAS	PLEASE TURN ON THE RACELINK BEFORE NEXT RUN
16.07.00	15 E. MCMANUS	Crashed - Turn 10
16.09.14	69 T. BOOTH-AMOS	Lap Cancelled [1'47.141] - Yellow Flag - Turn 10-11
16.09.16	28 G. VAN STRAALEN	Lap Cancelled [1'47.386] - Yellow Flag - Turn 10-11
16.09.18	19 G. GIANNINI	Lap Cancelled [1'47.788] - Yellow Flag - Turn 10-11
16.09.20	68 L. POWER	Lap Cancelled [1'47.525] - Yellow Flag - Turn 10-11
16.09.22	50 O. VOSTATEK	Lap Cancelled [1'46.850] - Yellow Flag - Turn 10-11
16.09.24	23 M. SCHROETTER	Lap Cancelled [1'45.932] - Yellow Flag - Turn 10-11
16.09.26	54 B. SOFUOGLU	Lap Cancelled [1'46.277] - Yellow Flag - Turn 10-11
16.09.28	17 J. MCPHEE	Lap Cancelled [1'46.515] - Yellow Flag - Turn 10-11
16.09.30	40 S. CORSI	Lap Cancelled [1'46.713] - Yellow Flag - Turn 10-11
16.09.32	5 N. ANTONELLI	Lap Cancelled [1'45.891] - Yellow Flag - Turn 10-11
16.09.34	48 L. DALLA PORTA	Lap Cancelled [1'47.353] - Yellow Flag - Turn 10-11
16.09.36	50 O. VOSTATEK	Lap Cancelled [1'46.850] - Yellow Flag - Turn 10-11
16.09.38	7 L. BALDASSARRE	Lap Cancelled [1'49.720] - Yellow Flag - Turn 10-11
16.09.40	9 J. NAVARRO	Lap Cancelled [1'46.609] - Yellow Flag - Turn 10-11
16.09.42	5 N. ANTONELLI	Lap Cancelled [1'45.891] - Yellow Flag - Turn 10-11
16.09.44	54 B. SOFUOGLU	Lap Cancelled [1'46.277] - Yellow Flag - Turn 10-11
16.09.46	25 M. BRENNER	Lap Cancelled [1'46.484] - Yellow Flag - Turn 10-11
16.09.48	66 N. TUULI	Lap Cancelled [1'50.203] - Yellow Flag - Turn 10-11
16.09.50	62 S. MANZI	Lap Cancelled [1'49.942] - Yellow Flag - Turn 10-11
16.10.20	99 A. HUERTAS	Lap Cancelled [1'46.002] - Yellow Flag - Turn 10-11
16.12.22	62 S. MANZI	Lap Cancelled [1'45.406] - Exceeded Track Limits - Turn 9
16.16.25	64 F. CARICASULO	Crashed - Turn 10
16.18.44	54 B. SOFUOGLU	Lap Cancelled [5'29.940] - Yellow Flag - Turn 10-11
16.18.46	61 C. ONCU	Lap Cancelled [1'44.777] - Yellow Flag - Turn 10-11
16.18.50	55 Y. MONTELLA	Lap Cancelled [2'01.320] - Yellow Flag - Turn 10-11
16.18.51	22 F. FULIGNI	Lap Cancelled [1'47.244] - Yellow Flag - Turn 10-11
16.18.53	9 J. NAVARRO	Lap Cancelled [1'45.169] - Yellow Flag - Turn 10-11
16.18.56	50 O. VOSTATEK	Lap Cancelled [6'36.415] - Yellow Flag - Turn 10-11
16.20.52		RED FLAG
16.21.08	22 F. FULIGNI	Lap Cancelled [1'46.250] - Exceeded Track Limits - Turn 14
16.21.09	54 B. SOFUOGLU	Crashed - Turn 1
16.40.00		Session Restart
16.42.32	66 N. TUULI	On the Gravel - Re-Joined - Turn 2
16.43.33	72 Y. RUIZ	Crashed - Turn 10
16.45.23	68 L. POWER	Lap Cancelled [1'47.315] - Yellow Flag - Turn 10-11
16.45.25	9 J. NAVARRO	Lap Cancelled [1'45.736] - Yellow Flag - Turn 10-11
16.45.27	3 R. DE ROSA	Lap Cancelled [1'49.351] - Yellow Flag - Turn 10-11
16.45.29	78 H. OKUBO	Lap Cancelled [1'48.390] - Yellow Flag - Turn 10-11
16.45.31	5 N. ANTONELLI	Lap Cancelled [1'47.372] - Yellow Flag - Turn 10-11
16.45.33	7 L. BALDASSARRE	Lap Cancelled [2'04.836] - Yellow Flag - Turn 10-11
16.45.35	25 M. BRENNER	Lap Cancelled [1'46.422] - Yellow Flag - Turn 10-11
16.45.37	17 J. MCPHEE	Lap Cancelled [1'53.373] - Yellow Flag - Turn 10-11
16.45.39	66 N. TUULI	Lap Cancelled [2'04.365] - Yellow Flag - Turn 10-11
16.45.41	28 G. VAN STRAALEN	Lap Cancelled [2'09.018] - Yellow Flag - Turn 10-11
16.45.43	64 F. CARICASULO	Lap Cancelled [1'46.494] - Yellow Flag - Turn 10-11
16.45.45	64 F. CARICASULO	Lap Cancelled [1'46.494] - Yellow Flag - Turn 10-11
16.45.47	94 L. MAHIAS	Lap Cancelled [1'45.010] - Yellow Flag - Turn 10-11
16.45.49	55 Y. MONTELLA	Lap Cancelled [1'45.724] - Yellow Flag - Turn 10-11
16.45.51	55 Y. MONTELLA	Lap Cancelled [1'45.724] - Yellow Flag - Turn 10-11
16.45.53	55 Y. MONTELLA	Lap Cancelled [1'45.724] - Yellow Flag - Turn 10-11
16.45.55	99 A. HUERTAS	Lap Cancelled [1'45.936] - Yellow Flag - Turn 10-11
16.46.49	94 L. MAHIAS	On Asphalt - Re-Joined - Turn 1
16.47.15	78 H. OKUBO	Technical Problem - Turn 10

Start 16:00 End 17:05 The results are provisional until the end of the time limit for protests and appeals and the completion of the technical checks.

These data/results cannot be reproduced, stored and/or transmitted in whole or in part by any manner of electronic, mechanical, photocopying, recording, broadcasting or otherwise now known or herein after developed without the previous express consent by the copyright owner, except for reproduction in daily press and regular printed publications on sale to the public within 60 days of the event related to those data/results and always provided that copyright symbol appears together as follows below.

© DORNA WSBK ORGANIZATION Srl 2024



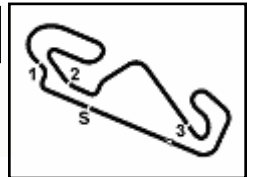
Pirelli Catalunya Round, 22 - 24 March 2024
Results Tissot Superpole

16.47.20	78 H. OKUBO	Re-joined
16.48.10	7 L. BALDASSARRI	Lap Cancelled [1'46.309] - Exceeded Track Limits - Turn 13
16.48.15	7 L. BALDASSARRI	Lap Cancelled [1'46.309] - Exceeded Track Limits - Turn 13
16.51.16	22 F. FULIGNI	Lap Cancelled [1'46.059] - Exceeded Track Limits - Turn 14
16.51.53	68 L. POWER	Crashed - Turn 1
16.53.36	66 N. TUULI	Lap Cancelled [1'45.061] - Exceeded Track Limits - Turn 14
16.54.42	9 J. NAVARRO	Lap Cancelled [5'25.240] - Yellow Flag - Turn 1-2
16.54.44	78 H. OKUBO	Lap Cancelled [1'48.590] - Yellow Flag - Turn 1-2
16.54.46	74 P. BIESIEKIRSKI	Lap Cancelled [1'46.979] - Yellow Flag - Turn 1-2
16.54.48	62 S. MANZI	Lap Cancelled [1'46.927] - Yellow Flag - Turn 1-2
16.54.50	23 M. SCHROETTER	Lap Cancelled [1'49.511] - Yellow Flag - Turn 1-2
16.54.52	94 L. MAHIAS	Lap Cancelled [5'20.105] - Yellow Flag - Turn 1-2
16.54.54	40 S. CORSI	Lap Cancelled [4'216.440] - Yellow Flag - Turn 1-2
16.54.56	32 O. BAYLISS	Lap Cancelled [1'45.927] - Yellow Flag - Turn 1-2
16.54.58	17 J. MCPHEE	Lap Cancelled [6'03.572] - Yellow Flag - Turn 1-2
16.55.00	5 N. ANTONELLI	Lap Cancelled [4'27.293] - Yellow Flag - Turn 1-2
16.55.02	50 O. VOSTATEK	Lap Cancelled [1'56.034] - Yellow Flag - Turn 1-2
16.55.04	15 E. MCMANUS	Lap Cancelled [1'53.355] - Yellow Flag - Turn 1-2
16.55.06	22 F. FULIGNI	Lap Cancelled [1'53.281] - Yellow Flag - Turn 1-2
16.55.08	71 T. EDWARDS	Lap Cancelled [1'51.622] - Yellow Flag - Turn 1-2
16.55.10	7 L. BALDASSARRI	Lap Cancelled [4'44.299] - Yellow Flag - Turn 1-2
16.55.12	55 Y. MONTELLA	Lap Cancelled [5'19.426] - Yellow Flag - Turn 1-2
16.55.14	53 V. DEBISE	Lap Cancelled [5'01.038] - Yellow Flag - Turn 1-2
16.55.16	61 C. ONCU	Lap Cancelled [1'54.372] - Yellow Flag - Turn 1-2
16.55.18	19 G. GIANNINI	Lap Cancelled [1'51.327] - Yellow Flag - Turn 1-2
16.55.20	89 K. BIN PAWI	Lap Cancelled [5'13.372] - Yellow Flag - Turn 1-2
16.55.22	27 K. TOBA	Lap Cancelled [5'09.846] - Yellow Flag - Turn 1-2
16.55.24	25 M. BRENNER	Lap Cancelled [1'53.306] - Yellow Flag - Turn 1-2
16.55.26	66 N. TUULI	Lap Cancelled [1'51.111] - Yellow Flag - Turn 1-2
16.55.28	39 K. KEANKUM	Lap Cancelled [1'51.136] - Yellow Flag - Turn 1-2
16.55.30	48 L. DALLA PORTA	Lap Cancelled [1'50.236] - Yellow Flag - Turn 1-2
16.55.32	51 A. SARMOON	Lap Cancelled [1'50.081] - Yellow Flag - Turn 1-2
16.55.34	3 R. DE ROSA	Lap Cancelled [5'00.779] - Yellow Flag - Turn 1-2
16.55.36	64 F. CARICASULO	Lap Cancelled [2'07.273] - Yellow Flag - Turn 1-2
16.55.38	28 G. VAN STRAALEN	Lap Cancelled [1'52.753] - Yellow Flag - Turn 1-2
16.55.40	9 J. NAVARRO	Lap Cancelled [1'49.683] - Yellow Flag - Turn 1-2
16.55.42	74 P. BIESIEKIRSKI	Lap Cancelled [1'46.406] - Yellow Flag - Turn 1-2
16.55.44	78 H. OKUBO	Lap Cancelled [1'54.453] - Yellow Flag - Turn 1-2
16.55.46	62 S. MANZI	Lap Cancelled [1'46.264] - Yellow Flag - Turn 1-2
16.55.48	23 M. SCHROETTER	Lap Cancelled [2'02.895] - Yellow Flag - Turn 1-2
16.55.50	94 L. MAHIAS	Lap Cancelled [1'54.024] - Yellow Flag - Turn 1-2
16.55.52	40 S. CORSI	Lap Cancelled [1'54.775] - Yellow Flag - Turn 1-2
16.56.53	50 O. VOSTATEK	Crashed - Turn 5
16.56.56	50 O. VOSTATEK	Lap Cancelled [1'56.034] - Exceeded Track Limits - Turn 13
16.58.20	15 E. MCMANUS	Lap Cancelled [1'48.684] - Yellow Flag - Turn 5
16.58.25	53 V. DEBISE	Lap Cancelled [1'45.356] - Yellow Flag - Turn 5
16.58.30	7 L. BALDASSARRI	Lap Cancelled [1'59.650] - Yellow Flag - Turn 5
16.58.35	55 Y. MONTELLA	Lap Cancelled [1'45.024] - Yellow Flag - Turn 5
16.58.40	61 C. ONCU	Lap Cancelled [1'47.333] - Yellow Flag - Turn 5
16.58.45	19 G. GIANNINI	Lap Cancelled [1'47.738] - Yellow Flag - Turn 5
16.58.50	25 M. BRENNER	Lap Cancelled [1'46.004] - Yellow Flag - Turn 5
16.58.55	48 L. DALLA PORTA	Lap Cancelled [1'51.712] - Yellow Flag - Turn 5
16.59.00	27 K. TOBA	Lap Cancelled [1'51.805] - Yellow Flag - Turn 5
16.59.05	89 K. BIN PAWI	Lap Cancelled [1'50.556] - Yellow Flag - Turn 5
16.59.10	51 A. SARMOON	Lap Cancelled [1'50.083] - Yellow Flag - Turn 5
16.59.15	39 K. KEANKUM	Lap Cancelled [1'49.336] - Yellow Flag - Turn 5
16.59.20	66 N. TUULI	Lap Cancelled [1'45.952] - Yellow Flag - Turn 5
17.05.18		End Of Session

22/03/2024 Start 16:00 End 17:05 The results are provisional until the end of the time limit for protests and appeals and the completion of the technical checks.

These data/results cannot be reproduced, stored and/or transmitted in whole or in part by any manner of electronic, mechanical, photocopying, recording, broadcasting or otherwise now known or herein after developed without the previous express consent by the copyright owner, except for reproduction in daily press and regular printed publications on sale to the public within 60 days of the event related to those data/results and always provided that copyright symbol appears together as follows below.

© DORNA WSBK ORGANIZATION Srl 2024



Pirelli Catalunya Round, 22 - 24 March 2024
Results Tissot Superpole

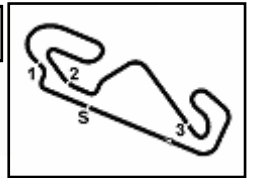
Fastest Laps Sequence

No.	Rider	Nat	Team	Bike	Local Time	Time	Gap	Avg
55	Y. MONTELLA	ITA	Barni Spark Racing Team	Ducati Panigale V2	16:03'35.520	1'46.832		156,931
78	H. OKUBO	JPN	Vince64 Racing Team by Puccetti	Kawasaki ZX-6R	16:03'42.682	1'46.424	-0.408	157,532
99	A. HUERTAS	ESP	Aruba.it Racing WorldSSP Team	Ducati Panigale V2	16:03'59.029	1'45.856	-0.568	158,377
62	S. MANZI	ITA	Pata Yamaha Ten Kate Racing	Yamaha YZF R6	16:04'41.853	1'45.725	-0.131	158,574
66	N. TUULI	FIN	EAB Racing Team	Ducati Panigale V2	16:06'24.798	1'45.709	-0.016	158,598
62	S. MANZI	ITA	Pata Yamaha Ten Kate Racing	Yamaha YZF R6	16:06'27.361	1'45.508	-0.201	158,900
62	S. MANZI	ITA	Pata Yamaha Ten Kate Racing	Yamaha YZF R6	16:10'02.688	1'45.385	-0.123	159,085
61	C. ONCU	TUR	Kawasaki Puccetti Racing	Kawasaki ZX-6R	16:18'49.860	1'45.162	-0.223	159,423
99	A. HUERTAS	ESP	Aruba.it Racing WorldSSP Team	Ducati Panigale V2	16:20'31.460	1'44.658	-0.504	160,190
61	C. ONCU	TUR	Kawasaki Puccetti Racing	Kawasaki ZX-6R	16:56'11.321	1'44.471	-0.187	160,477
99	A. HUERTAS	ESP	Aruba.it Racing WorldSSP Team	Ducati Panigale V2	16:57'24.952	1'44.436	-0.035	160,531
99	A. HUERTAS	ESP	Aruba.it Racing WorldSSP Team	Ducati Panigale V2	16:59'09.149	1'44.197	-0.239	160,899

Start 16:00 End 17:05 The results are provisional until the end of the time limit for protests and appeals and the completion of the technical checks.

These data/results cannot be reproduced, stored and/or transmitted in whole or in part by any manner of electronic, mechanical, photocopying, recording, broadcasting or otherwise now known or herein after developed without the previous express consent by the copyright owner, except for reproduction in daily press and regular printed publications on sale to the public within 60 days of the event related to those data/results and always provided that copyright symbol appears together as follows below.

© DORNA WSBK ORGANIZATION Srl 2024



Circuit de Barcelona 4.657 m

Pirelli Catalunya Round, 22 - 24 March 2024
Best Sectors & Speed Tissot Superpole

BEST LAP		
1	99 A. HUERTAS	Ducati Panigale V2 1'44.197
2	61 C. ONCU	Kawasaki ZX-6R 1'44.471
3	62 S. MANZI	Yamaha YZF R6 1'44.530
4	94 L. MAHIAS	Yamaha YZF R6 1'44.806
5	23 M. SCHROETTER	MV Agusta F3 800 RR 1'44.828
6	55 Y. MONTELLA	Ducati Panigale V2 1'44.831
7	53 V. DEBISE	Yamaha YZF R6 1'44.869
8	5 N. ANTONELLI	Ducati Panigale V2 1'45.281
9	9 J. NAVARRO	Triumph Street Triple RS 765 1'45.352
10	64 F. CARICASULO	MV Agusta F3 800 RR 1'45.378
11	69 T. BOOTH-AMOS	Triumph Street Triple RS 765 1'45.419
12	17 J. MCPHEE	Triumph Street Triple RS 765 1'45.434
13	71 T. EDWARDS	Ducati Panigale V2 1'45.569
14	22 F. FULIGNI	Ducati Panigale V2 1'45.640
15	25 M. BRENNER	Kawasaki ZX-6R 1'45.662
16	66 N. TUULI	Ducati Panigale V2 1'45.685
17	32 D. BAYLISS	Ducati Panigale V2 1'45.702
18	7 L. BALDASSARRI	Ducati Panigale V2 1'45.766
19	54 B. SOFUOGLU	MV Agusta F3 800 RR 1'45.935
20	74 P. BIESIEKIRSKI	Ducati Panigale V2 1'45.958
21	28 G. VAN STRAALEN	Yamaha YZF R6 1'45.963
22	48 L. DALLA PORTA	Yamaha YZF R6 1'46.105
23	51 A. SARMOON	Yamaha YZF R6 1'46.250
24	40 S. CORSI	Ducati Panigale V2 1'46.290
25	50 D. VOSTATEK	Triumph Street Triple RS 765 1'46.322
26	78 H. OKUBO	Kawasaki ZX-6R 1'46.424
27	27 K. TOBA	Honda CBR600RR 1'46.429
28	19 G. GIANNINI	Kawasaki ZX-6R 1'46.855
29	72 Y. RUIZ	Yamaha YZF R6 1'46.880
30	89 K. BIN PAWI	Honda CBR600RR 1'46.880
31	68 L. POWER	MV Agusta F3 800 RR 1'47.093
32	39 K. KEANKUM	Yamaha YZF R6 1'47.898
33	15 E. MCMANUS	Ducati Panigale V2 1'48.025
34	3 R. DE ROSA	QJMOTOR SRK 800 RR 1'48.162

SPEED		
1	99 A. HUERTAS	Ducati Panigale V2 288,0
2	62 S. MANZI	Yamaha YZF R6 282,7
3	17 J. MCPHEE	Triumph Street Triple RS 765 281,3
4	23 M. SCHROETTER	MV Agusta F3 800 RR 280,5
5	55 Y. MONTELLA	Ducati Panigale V2 279,1
6	51 A. SARMOON	Yamaha YZF R6 279,1
7	50 D. VOSTATEK	Triumph Street Triple RS 765 279,1
8	71 T. EDWARDS	Ducati Panigale V2 279,1
9	32 D. BAYLISS	Ducati Panigale V2 278,4
10	54 B. SOFUOGLU	MV Agusta F3 800 RR 278,4
11	27 K. TOBA	Honda CBR600RR 277,6
12	5 N. ANTONELLI	Ducati Panigale V2 277,6
13	19 G. GIANNINI	Kawasaki ZX-6R 276,9
14	68 L. POWER	MV Agusta F3 800 RR 276,9
15	53 V. DEBISE	Yamaha YZF R6 276,2
16	7 L. BALDASSARRI	Ducati Panigale V2 276,2
17	39 K. KEANKUM	Yamaha YZF R6 275,5
18	40 S. CORSI	Ducati Panigale V2 275,5
19	69 T. BOOTH-AMOS	Triumph Street Triple RS 765 274,8
20	78 H. OKUBO	Kawasaki ZX-6R 274,8
21	28 G. VAN STRAALEN	Yamaha YZF R6 274,1
22	25 M. BRENNER	Kawasaki ZX-6R 273,4
23	22 F. FULIGNI	Ducati Panigale V2 273,4
24	72 Y. RUIZ	Yamaha YZF R6 273,4
25	66 N. TUULI	Ducati Panigale V2 273,4
26	74 P. BIESIEKIRSKI	Ducati Panigale V2 273,4
27	48 L. DALLA PORTA	Yamaha YZF R6 272,7
28	64 F. CARICASULO	MV Agusta F3 800 RR 272,7
29	61 C. ONCU	Kawasaki ZX-6R 272,0
30	89 K. BIN PAWI	Honda CBR600RR 272,0
31	15 E. MCMANUS	Ducati Panigale V2 270,7
32	9 J. NAVARRO	Triumph Street Triple RS 765 270,0
33	94 L. MAHIAS	Yamaha YZF R6 270,0
34	3 R. DE ROSA	QJMOTOR SRK 800 RR 257,8

SEG. 1	
1	62 S. MANZI 17.849
2	99 A. HUERTAS 17.892
3	55 Y. MONTELLA 18.117
4	61 C. ONCU 18.143
5	53 V. DEBISE 18.161
6	7 L. BALDASSARRI 18.190
7	66 N. TUULI 18.192
8	5 N. ANTONELLI 18.195
9	23 M. SCHROETTER 18.208
10	25 M. BRENNER 18.211
11	64 F. CARICASULO 18.218
12	17 J. MCPHEE 18.231
13	22 F. FULIGNI 18.236
14	27 K. TOBA 18.244
15	28 G. VAN STRAALEN 18.266
16	71 T. EDWARDS 18.276
17	68 L. POWER 18.278
18	94 L. MAHIAS 18.278
19	74 P. BIESIEKIRSKI 18.281
20	32 D. BAYLISS 18.318
21	51 A. SARMOON 18.330
22	50 D. VOSTATEK 18.344
23	9 J. NAVARRO 18.345
24	72 Y. RUIZ 18.346
25	40 S. CORSI 18.347
26	69 T. BOOTH-AMOS 18.355
27	78 H. OKUBO 18.378
28	54 B. SOFUOGLU 18.390
29	48 L. DALLA PORTA 18.495
30	39 K. KEANKUM 18.514
31	15 E. MCMANUS 18.570
32	19 G. GIANNINI 18.571
33	89 K. BIN PAWI 18.575
34	3 R. DE ROSA 18.915

SEG. 2	
1	61 C. ONCU 32.689
2	99 A. HUERTAS 32.742
3	62 S. MANZI 32.843
4	94 L. MAHIAS 32.879
5	55 Y. MONTELLA 32.885
6	53 V. DEBISE 32.892
7	9 J. NAVARRO 32.893
8	69 T. BOOTH-AMOS 32.913
9	23 M. SCHROETTER 32.932
10	66 N. TUULI 32.938
11	64 F. CARICASULO 33.027
12	17 J. MCPHEE 33.049
13	71 T. EDWARDS 33.078
14	5 N. ANTONELLI 33.103
15	32 D. BAYLISS 33.108
16	22 F. FULIGNI 33.122
17	25 M. BRENNER 33.149
18	54 B. SOFUOGLU 33.151
19	7 L. BALDASSARRI 33.212
20	74 P. BIESIEKIRSKI 33.228
21	72 Y. RUIZ 33.237
22	51 A. SARMOON 33.243
23	50 D. VOSTATEK 33.374
24	48 L. DALLA PORTA 33.383
25	78 H. OKUBO 33.411
26	19 G. GIANNINI 33.415
27	40 S. CORSI 33.429
28	28 G. VAN STRAALEN 33.437
29	89 K. BIN PAWI 33.504
30	27 K. TOBA 33.529
31	68 L. POWER 33.561
32	15 E. MCMANUS 33.598
33	3 R. DE ROSA 33.807
34	39 K. KEANKUM 33.956

SEG. 3	
1	99 A. HUERTAS 21.472
2	61 C. ONCU 21.601
3	62 S. MANZI 21.614
4	23 M. SCHROETTER 21.650
5	64 F. CARICASULO 21.657
6	9 J. NAVARRO 21.690
7	55 Y. MONTELLA 21.715
8	53 V. DEBISE 21.725
9	66 N. TUULI 21.735
10	17 J. MCPHEE 21.740
11	94 L. MAHIAS 21.752
12	5 N. ANTONELLI 21.757
13	28 G. VAN STRAALEN 21.791
14	72 Y. RUIZ 21.807
15	32 D. BAYLISS 21.815
16	22 F. FULIGNI 21.826
17	69 T. BOOTH-AMOS 21.857
18	48 L. DALLA PORTA 21.860
19	71 T. EDWARDS 21.861
20	7 L. BALDASSARRI 21.892
21	54 B. SOFUOGLU 21.907
22	25 M. BRENNER 21.924
23	27 K. TOBA 21.941
24	74 P. BIESIEKIRSKI 21.946
25	40 S. CORSI 21.950
26	50 D. VOSTATEK 21.959
27	51 A. SARMOON 22.022
28	78 H. OKUBO 22.042
29	68 L. POWER 22.090
30	39 K. KEANKUM 22.105
31	19 G. GIANNINI 22.129
32	89 K. BIN PAWI 22.151
33	15 E. MCMANUS 22.330
34	3 R. DE ROSA 22.491

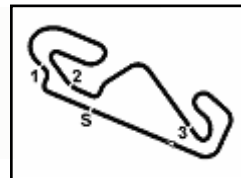
SEG. 4	
1	94 L. MAHIAS 31.805
2	99 A. HUERTAS 31.839
3	61 C. ONCU 31.886
4	23 M. SCHROETTER 31.964
5	62 S. MANZI 31.973
6	53 V. DEBISE 32.006
7	5 N. ANTONELLI 32.096
8	55 Y. MONTELLA 32.107
9	64 F. CARICASULO 32.108
10	9 J. NAVARRO 32.165
11	32 D. BAYLISS 32.210
12	17 J. MCPHEE 32.231
13	69 T. BOOTH-AMOS 32.262
14	22 F. FULIGNI 32.279
15	74 P. BIESIEKIRSKI 32.330
16	66 N. TUULI 32.335
17	48 L. DALLA PORTA 32.337
18	25 M. BRENNER 32.340
19	28 G. VAN STRAALEN 32.343
20	71 T. EDWARDS 32.346
21	54 B. SOFUOGLU 32.371
22	51 A. SARMOON 32.407
23	78 H. OKUBO 32.418
24	27 K. TOBA 32.419
25	40 S. CORSI 32.432
26	50 D. VOSTATEK 32.465
27	89 K. BIN PAWI 32.512
28	19 G. GIANNINI 32.539
29	7 L. BALDASSARRI 32.628
30	3 R. DE ROSA 32.649
31	72 Y. RUIZ 32.756
32	68 L. POWER 32.773
33	39 K. KEANKUM 32.836
34	15 E. MCMANUS 32.962

22/03/2024

These data/results cannot be reproduced, stored and/or transmitted in whole or in part by any manner of electronic, mechanical, photocopying, recording, broadcasting or otherwise now known or herein after developed without the previous express consent by the copyright owner, except for reproduction in daily press and regular printed publications on sale to the public within 60 days of the event related to those data/results and always provided that copyright symbol appears together as follows below.

© DORNA WSBK ORGANIZATION Srl 2024





Pirelli Catalunya Round, 22 - 24 March 2024

Ideal Times Tissot Superspole

No.	Rider	Nat	Bike	Seg. 1	Seg. 2	Seg. 3	Seg. 4	Ideal Time		
				Diff. 1	Diff. 2	Diff. 3	Diff. 4	Best Lap	Pos.	Diff.
1	99 A. HUERTAS	ESP	Ducati Panigale V2	17.892	32.742 +0.078	21.472	31.839 +0.174	1'43.945 1'44.197	1	0.252
2	62 S. MANZI	ITA	Yamaha YZF R6	17.849 +0.175	32.843 +0.076	21.614	31.973	1'44.279 1'44.530	3	0.251
3	61 C. ONCU	TUR	Kawasaki ZX-6R	18.143 +0.152	32.689	21.601	31.886	1'44.319 1'44.471	2	0.152
4	94 L. MAHIAS	FRA	Yamaha YZF R6	18.278 +0.089	32.879 +0.003	21.752	31.805	1'44.714 1'44.806	4	0.092
5	23 M. SCHROETTER	GER	MV Agusta F3 800 RR	18.208 +0.049	32.932 +0.025	21.650	31.964	1'44.754 1'44.828	5	0.074
6	53 V. DEBISE	FRA	Yamaha YZF R6	18.161 +0.068	32.892	21.725 +0.017	32.006	1'44.784 1'44.869	7	0.085
7	55 Y. MONTELLA	ITA	Ducati Panigale V2	18.117	32.885 +0.007	21.715	32.107	1'44.824 1'44.831	6	0.007
8	64 F. CARICASULO	ITA	MV Agusta F3 800 RR	18.218 +0.114	33.027	21.657 +0.224	32.108 +0.030	1'45.010 1'45.378	10	0.368
9	9 J. NAVARRO	ESP	Triumph Street Triple RS 765	18.345	32.893 +0.102	21.690 +0.157	32.165	1'45.093 1'45.352	9	0.259
10	5 N. ANTONELLI	ITA	Ducati Panigale V2	18.195 +0.081	33.103	21.757 +0.049	32.096	1'45.151 1'45.281	8	0.130
11	66 N. TUULI	FIN	Ducati Panigale V2	18.192 +0.129	32.938 +0.301	21.735 +0.036	32.335 +0.019	1'45.200 1'45.685	16	0.485
12	17 J. MCPHEE	GBR	Triumph Street Triple RS 765	18.231 +0.043	33.049	21.740 +0.137	32.231 +0.003	1'45.251 1'45.434	12	0.183
13	69 T. BOOTH-AMOS	GBR	Triumph Street Triple RS 765	18.355	32.913	21.857	32.262 +0.032	1'45.387 1'45.419	11	0.032
14	32 D. BAYLISS	AUS	Ducati Panigale V2	18.318 +0.011	33.108 +0.240	21.815	32.210	1'45.451 1'45.702	17	0.251
15	22 F. FULIGNI	ITA	Ducati Panigale V2	18.236 +0.072	33.122 +0.055	21.826	32.279 +0.050	1'45.463 1'45.640	14	0.177
16	71 T. EDWARDS	AUS	Ducati Panigale V2	18.276	33.078	21.861 +0.008	32.346	1'45.561 1'45.569	13	0.008
17	25 M. BRENNER	SUI	Kawasaki ZX-6R	18.211	33.149	21.924 +0.038	32.340	1'45.624 1'45.662	15	0.038
18	74 P. BIESIEKIRSKI	POL	Ducati Panigale V2	18.281 +0.027	33.228 +0.110	21.946 +0.024	32.330 +0.012	1'45.785 1'45.958	20	0.173
19	54 B. SOFUOGLU	TUR	MV Agusta F3 800 RR	18.390 +0.053	33.151	21.907 +0.063	32.371	1'45.819 1'45.935	19	0.116
20	28 G. VAN STRAALEN	NED	Yamaha YZF R6	18.266	33.437	21.791 +0.126	32.343	1'45.837 1'45.963	21	0.126
21	51 A. SARMOON	THA	Yamaha YZF R6	18.330	33.243 +0.160	22.022 +0.004	32.407 +0.084	1'46.002 1'46.250	23	0.248
22	48 L. DALLA PORTA	ITA	Yamaha YZF R6	18.495 +0.001	33.383 +0.003	21.860	32.337 +0.026	1'46.075 1'46.105	22	0.030
23	27 K. TOBA	JPN	Honda CBR600RR	18.244 +0.263	33.529 +0.033	21.941	32.419	1'46.133 1'46.429	27	0.296
24	50 D. VOSTATEK	CZE	Triumph Street Triple RS 765	18.344	33.374 +0.029	21.959 +0.046	32.465 +0.105	1'46.142 1'46.322	25	0.180
25	72 Y. RUIZ	ESP	Yamaha YZF R6	18.346 +0.037	33.237 +0.370	21.807 +0.220	32.756 +0.107	1'46.146 1'46.880	29	0.734
26	40 S. CORSI	ITA	Ducati Panigale V2	18.347 +0.058	33.429	21.950	32.432 +0.074	1'46.158 1'46.290	24	0.132
27	78 H. OKUBO	JPN	Kawasaki ZX-6R	18.378	33.411 +0.093	22.042 +0.082	32.418	1'46.249 1'46.424	26	0.175
28	19 G. GIANNINI	ITA	Kawasaki ZX-6R	18.571 +0.063	33.415	22.129 +0.031	32.539 +0.107	1'46.654 1'46.855	28	0.201
29	68 L. POWER	AUS	MV Agusta F3 800 RR	18.278 +0.231	33.561 +0.030	22.090 +0.093	32.773 +0.037	1'46.702 1'47.093	31	0.391
30	89 K. BIN PAWI	MAS	Honda CBR600RR	18.575	33.504 +0.010	22.151 +0.098	32.512 +0.030	1'46.742 1'46.880	30	0.138
31	39 K. KEANKUM	THA	Yamaha YZF R6	18.514 +0.211	33.956	22.105 +0.081	32.836 +0.195	1'47.411 1'47.898	32	0.487
32	15 E. MCMANUS	IRL	Ducati Panigale V2	18.570 +0.179	33.598 +0.269	22.330 +0.117	32.962	1'47.460 1'48.025	33	0.565
33	3 R. DE ROSA	ITA	QJMOTOR SRK 800 RR	18.915	33.807	22.491 +0.153	32.649 +0.147	1'47.862 1'48.162	34	0.300

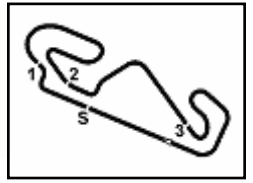
22/03/2024

These data/results cannot be reproduced, stored and/or transmitted in whole or in part by any manner of electronic, mechanical, photocopying, recording, broadcasting or otherwise now known or herein after developed without the previous express consent by the copyright owner, except for reproduction in daily press and regular printed publications on sale to the public within 60 days of the event related to those data/results and always provided that copyright symbol appears together as follows below.

© DORNA WSBK ORGANIZATION Srl 2024

FICR PERUGIA TIMING





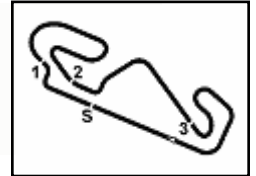
Circuit de Barcelona 4.657 m

2 / 2

Pirelli Catalunya Round, 22 - 24 March 2024
Ideal Times Tissot Superpole

No. Rider	Nat	Bike	Seg. 1	Seg. 2	Seg. 3	Seg. 4	Ideal Time		
			Diff. 1	Diff. 2	Diff. 3	Diff. 4	Best Lap	Pos.	Diff.
7 L. BALDASSARRI	ITA	Ducati Panigale V2	One or more sectors missing				1'45.766		
Overall Ideal Time			17.849	32.689	21.472	31.805	1'43.815		

22/03/2024
These data/results cannot be reproduced, stored and/or transmitted in whole or in part by any manner of electronic, mechanical, photocopying, recording, broadcasting or otherwise now known or herein after developed without the previous express consent by the copyright owner, except for reproduction in daily press and regular printed publications on sale to the public within 60 days of the event related to those data/results and always provided that copyright symbol appears together as follows below.
© DORNA WSBK ORGANIZATION Srl 2024



Pirelli Catalunya Round, 22 - 24 March 2024
Chronological Analysis Tissot Superpole

1° 99 A. HUERTAS [1'44.197]							
Lap	Seg.1	Seg.2	Seg.3	Seg.4	Lap Time	km/h	Local Time
1		33.887	22.165	32.611	200,4		
2	18.222	33.368	21.856	32.410	1'45.856	277,6	16:03'59.029
3	18.123	33.358	22.008	38.690	1'52.179	282,0	16:05'51.208
4	18.273	33.298	21.798	32.633	1'46.002C	288,0	16:07'37.210
5	18.060	34.017	21.947	32.462	1'46.486	280,5	16:09'23.696
6	18.218	34.192	22.326	46.953	2'01.689P	283,5	16:11'25.385
7	5'54.481	32.942	21.723	32.271	7'21.417P	175,6	16:18'46.802
8	18.086	32.905	21.621	32.046	1'44.658	276,9	16:20'31.460
9	17.985	34.581	22.981	46.102	2'01.649CP	279,8	16:22'33.109
10	18'28.105	33.572	21.887	32.642	19'56.206P	196,4	16:42'29.315
11	18.700	33.249	21.705	32.282	1'45.936C	272,0	16:44'15.251
12	18.458	33.148	21.676	32.216	1'45.498	275,5	16:46'00.749
13	18.322	33.336	21.644	48.207	2'01.509P	274,8	16:48'02.258
14	4'20.517	32.920	21.671	31.839	5'46.947P	201,5	16:53'49.205
15	18.215	32.742	23.142	37.212	1'51.311	275,5	16:55'40.516
16	18.056	32.970	21.527	31.883	1'44.436	281,3	16:57'24.952
17	17.892	32.820	21.472	32.013	1'44.197	279,1	16:59'09.149

1		35.668	23.701	33.380	135,5		
2	18.560	33.511	22.066	32.598	1'46.735	264,7	16:04'38.920
3	18.584	33.379	21.968	45.235	1'59.166P	267,3	16:06'38.086
4	3'16.169	34.180	22.227	32.617	4'45.193P	153,4	16:11'23.279
5	18.413	33.446	21.956	32.300	1'46.115	266,7	16:13'09.394
6	18.361	33.356	21.966	32.423	1'46.106	269,3	16:14'55.500
7	18.388	33.442	22.164	45.866	1'59.860P	270,0	16:16'55.360
8	24'22.982	34.464	22.413	32.299	25'52.158P	190,1	16:42'47.518
9	18.342	32.879	21.771	32.018	1'45.010C	264,7	16:44'32.528
10	18.320	33.026	21.790	32.050	1'45.186	268,7	16:46'17.714
11	20.558	36.094	23.925	46.408	2'06.985P	269,3	16:48'24.699
12	3'48.619	35.813	22.704	32.969	5'20.105CP	110,5	16:53'44.804
13	19.538	35.032	23.809	35.645	1'54.024C	258,4	16:55'38.828
14	18.367	32.882	21.752	31.805	1'44.806	266,7	16:57'23.634
15	18.278	32.984	21.922	31.947	1'45.131	268,7	16:59'08.765

2° 61 C. ONCU [1'44.471]							
Lap	Seg.1	Seg.2	Seg.3	Seg.4	Lap Time	km/h	Local Time
1		36.466	22.335	32.857	177,9		
2	18.261	33.361	21.978	32.450	1'46.050	270,7	16:04'51.235
3	18.310	33.368	21.842	32.525	1'46.045	270,7	16:06'37.280
4	19.070	36.193	22.431	48.587	2'06.281P	269,3	16:08'43.561
5	5'02.247	37.964	23.267	32.882	6'36.360P	187,2	16:15'19.921
6	18.243	32.795	21.732	32.007	1'44.777C	268,7	16:17'04.698
7	18.143	33.101	21.806	32.112	1'45.162	271,4	16:18'49.860
8	18.991	35.130	22.150	32.290	1'48.561	272,0	16:20'38.421
9	25.757	47.199	26.731	48.691	2'28.378CP	255,3	16:23'06.799
10	17'25.289	34.673	22.846	32.614	18'55.422P	187,2	16:42'02.221
11	18.397	33.145	21.821	45.786	1'59.149P	270,0	16:44'01.370
12	6'57.914	36.038	23.397	33.759	8'31.108P	175,0	16:52'32.478
13	20.198	37.181	23.134	33.859	1'54.372C	241,6	16:54'26.850
14	18.295	32.689	21.601	31.886	1'44.471	269,3	16:56'11.321
15	18.600	34.457	22.015	32.261	1'47.333C	270,7	16:57'58.654
16	18.211	32.985	21.748	32.202	1'45.146	271,4	16:59'43.800

5° 23 M. SCHROETTER [1'44.828]							
Lap	Seg.1	Seg.2	Seg.3	Seg.4	Lap Time	km/h	Local Time
1		34.491	22.637	33.172	189,1		
2	18.392	34.035	22.260	32.730	1'47.417	280,5	16:04'04.141
3	18.379	33.432	22.013	32.551	1'46.375	274,8	16:05'50.516
4	18.274	33.288	21.925	32.445	1'45.932C	272,0	16:07'36.448
5	18.312	33.262	22.005	32.346	1'45.925	272,7	16:09'22.373
6	18.208	39.634	23.839	46.908	2'08.589P	277,6	16:11'30.962
7	5'16.856	34.222	22.189	33.721	6'46.988P	190,5	16:18'17.950
8	18.212	33.181	21.770	32.235	1'45.398	272,7	16:20'03.348
9	18.307	33.064	21.802	46.662	1'59.835CP	269,3	16:22'03.183
10	26'29.760	34.281	22.249	32.760	27'59.050P	193,9	16:50'02.233
11	18.326	33.011	21.808	32.121	1'45.266	268,0	16:51'47.499
12	18.885	34.040	23.294	33.292	1'49.511C	269,3	16:53'37.010
13	19.245	35.505	22.816	45.329	2'02.895C	269,3	16:55'39.905
14	18.257	32.957	21.650	31.964	1'44.828	274,8	16:57'24.733
15	18.326	32.932	21.659	32.135	1'45.052	269,3	16:59'09.785

3° 62 S. MANZI [1'44.530]							
Lap	Seg.1	Seg.2	Seg.3	Seg.4	Lap Time	km/h	Local Time
1		34.739	22.228	32.784	134,0		
2	18.273	33.285	21.885	32.282	1'45.725	272,7	16:04'41.853
3	18.265	33.302	21.736	32.205	1'45.508	271,4	16:06'27.361
4	18.179	36.618	22.438	32.707	1'49.942C	271,4	16:08'17.303
5	18.199	33.186	21.787	32.213	1'45.385	271,4	16:10'02.688
6	18.147	33.163	21.809	32.287	1'45.406C	272,0	16:11'48.094
7	18.174	33.450	22.108	46.700	2'00.432P	271,4	16:13'48.526
8	4'32.526	34.089	22.479	32.583	6'01.677P	148,4	16:19'50.203
9	21.131	35.518	21.896	47.996	2'06.541CP	272,0	16:21'56.744
10	18'25.558	34.503	22.039	32.359	19'54.459P	185,9	16:41'51.203
11	18.625	33.154	21.727	32.194	1'45.700	268,0	16:43'36.903
12	19.004	33.567	24.880	47.390	2'04.841P	254,7	16:45'41.744
13	4'26.862	34.240	22.017	32.391	5'55.510P	141,2	16:51'37.254
14	18.917	33.896	21.883	32.231	1'46.927C	272,0	16:53'24.181
15	18.647	33.566	21.839	32.212	1'46.264C	272,7	16:55'10.445
16	18.102	32.843	21.666	32.080	1'44.691	273,4	16:56'55.136
17	18.024	32.919	21.614	31.973	1'44.530	275,5	16:58'39.666
18	17.849	32.934	21.759	32.722	1'45.264	282,7	17:00'24.930

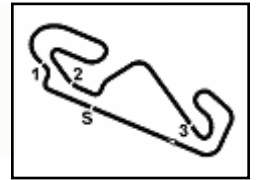
6° 55 Y. MONTELLA [1'44.831]							
Lap	Seg.1	Seg.2	Seg.3	Seg.4	Lap Time	km/h	Local Time
1		33.916	22.234	32.844	194,6		
2	18.511	33.610	22.109	32.602	1'46.832	271,4	16:03'35.520
3	18.360	33.423	22.076	32.584	1'46.443	273,4	16:05'21.963
4	18.304	33.468	21.982	32.521	1'46.275	272,0	16:07'08.238
5	18.375	33.309	22.072	32.584	1'46.340	272,7	16:08'54.578
6	18.185	33.329	22.072	32.663	1'46.249	273,4	16:10'40.827
7	18.313	33.469	22.183	32.692	1'46.657	272,7	16:12'27.484
8	18.443	33.376	22.081	32.633	1'46.533	272,0	16:14'14.017
9	18.331	33.487	22.094	32.615	1'46.527	272,7	16:16'00.544
10	18.406	34.063	22.425	46.426	2'01.320CP	272,0	16:18'01.864
11	23'51.039	33.919	22.240	32.526	25'19.724P	194,6	16:43'21.588
12	18.383	33.194	21.886	32.261	1'45.724C	270,0	16:45'07.312
13	18.180	32.974	21.746	32.290	1'45.190	272,7	16:46'52.502
14	18.308	33.314	22.100	47.201	2'00.923P	272,7	16:48'53.425
15	3'49.552	34.275	22.999	32.600	5'19.426CP	184,6	16:54'12.851
16	18.117	32.892	21.715	32.107	1'44.831	276,9	16:55'57.682
17	18.167	32.885	21.820	32.152	1'45.024C	279,1	16:57'42.706
18			26.197	34.362	2'05.898	276,2	16:59'48.604

4° 94 L. MAHIAS [1'44.806]							
Lap	Seg.1	Seg.2	Seg.3	Seg.4	Lap Time	km/h	Local Time
1							
2							
3							
4							
5							
6							
7							
8							
9							
10							
11							
12							
13							
14							
15							
16							
17							
18							

7° 53 V. DEBISE [1'44.869]							
Lap	Seg.1	Seg.2	Seg.3	Seg.4	Lap Time	km/h	Local Time
1		34.674	22.422	32.981	186,2		
2	18.612	33.549	22.192	32.726	1'47.079	271,4	16:03'40.653
3	18.524	33.514	22.074	32.592	1'46.704	268,7	16:05'27.357
4	18.413	33.577	22.152	32.722	1'46.864	268,7	16:07'14.221
5	18.419	33.580	22.067	32.729	1'46.795	268,7	16:09'01.016
6	18.411	36.086	22.475	44.909	2'01.881P	269,3	16:11'02.897

22/03/2024 P = Pits In/Out - C = Lap Time Cancelled

These data/results cannot be reproduced, stored and/or transmitted in whole or



Circuit de Barcelona 4.657 m

Pirelli Catalunya Round, 22 - 24 March 2024
Chronological Analysis Tissot Superpole

2 / 6

7	6'08.774	34.276	22.438	32.728	7'38.216P	180,6	16:18'41.113
8	18.485	33.138	21.912	32.290	1'45.825	270,7	16:20'26.938
9	18.316	33.242	22.805	47.059	2'01.422CP	270,0	16:22'28.360
10	17'54.545	35.093	22.058	32.400	19'24.096P	198,5	16:41'52.456
11	18.572	33.219	22.106	32.388	1'46.285	276,2	16:43'38.741
12	18.481	33.267	21.962	32.384	1'46.094	269,3	16:45'24.835
13	18.518	33.416	22.003	32.480	1'46.417	268,0	16:47'11.252
14	19.185	33.894	22.002	45.557	2'00.638P	268,7	16:49'11.890
15	3'31.453	34.059	22.974	32.552	5'01.038CP	201,9	16:54'12.928
16	18.229	32.892	21.742	32.006	1'44.869	275,5	16:55'57.797
17	18.268	33.164	21.725	32.199	1'45.356C	275,5	16:57'43.153
18	18.161	33.165	21.833	32.404	1'45.563	276,2	16:59'28.716

6	18.299	34.387	22.356	32.750	27'38.275		16:42'31.937
7	18.871	33.419	21.812	32.392	1'46.494C	266,0	16:44'18.431
8	18.299	33.126	21.759	32.254	1'45.438	272,0	16:46'03.869
9	18.336	33.141	21.657	32.969	1'46.103		16:47'49.972
10	18.332	33.027	21.881	32.138	1'45.378	272,7	16:49'35.350
11	18.218	33.351	21.882	32.233	1'45.684	272,7	16:51'21.034
12	18.218	33.221	21.734	32.108	1'45.435	268,7	16:53'06.469
13	19.347	37.412	22.527	47.987	2'07.273CP	268,0	16:55'13.742
14	52.622	34.015	22.178	32.662	2'21.477P		16:57'35.219
15	18.398	33.452	21.838	32.250	1'45.938	270,0	16:59'21.157

8° 5 N. ANTONELLI [1'45.281]							
Lap	Seg.1	Seg.2	Seg.3	Seg.4	Lap Time	km/h	Local Time
1		34.872	22.572	32.981		198,5	
2	18.388	33.344	21.978	32.943	1'46.653	274,8	16:04'07.097
3	18.362	33.331	21.937	32.403	1'46.033	272,7	16:05'53.130
4	18.205	33.118	21.904	32.664	1'45.891C	276,2	16:07'39.021
5	18.195	33.220	21.941	32.411	1'45.767	274,8	16:09'24.788
6	18.227	34.735	22.363	46.714	2'02.039P	277,6	16:11'26.827
7	6'09.769	34.252	22.165	32.723	7'38.909P	178,5	16:19'05.736
8	18.450	33.144	21.863	32.268	1'45.725	267,3	16:20'51.461
9	22.239	37.646	25.054	47.770	2'12.709CP	259,0	16:23'04.170
10	17'27.232	35.579	26.082	33.928	19'02.821P	169,8	16:42'06.991
11	19.073	33.655	22.042	32.602	1'47.372C	270,7	16:43'54.363
12	18.775	33.304	21.901	32.425	1'46.405	270,0	16:45'40.768
13	18.407	33.130	21.757	32.374	1'45.668	270,0	16:47'26.436
14	18.656	33.603	22.074	46.365	2'00.698P	270,7	16:49'27.134
15	2'59.024	33.783	22.133	32.353	4'27.293CP	175,6	16:53'54.427
16	18.663	33.588	22.088	32.599	1'46.938	268,7	16:55'41.365
17	18.276	33.103	21.806	32.096	1'45.281	274,1	16:57'26.646
18	18.595	33.382	21.763	32.419	1'46.159	275,5	16:59'12.805

11° 69 T. BOOTH-AMOS [1'45.419]							
Lap	Seg.1	Seg.2	Seg.3	Seg.4	Lap Time	km/h	Local Time
1		34.363	22.460	38.816		131,9	
2	18.513	33.816	22.436	33.045	1'47.810	274,8	16:03'56.472
3	18.696	33.868	22.255	32.863	1'47.682	270,7	16:05'44.154
4	18.615	33.418	22.266	32.842	1'47.141C	272,0	16:07'31.295
5	18.418	33.984	22.184	48.080	2'02.666P	269,3	16:09'33.961
6	9'25.219	36.391	22.485	33.051	10'57.146P	135,0	16:20'31.107
7	18.797	34.033	26.092	47.281	2'06.203CP	266,0	16:22'37.310
8	17'48.367	34.962	22.517	33.297	19'19.143P	198,5	16:41'56.453
9	18.934	33.335	22.082	33.155	1'47.506	268,7	16:43'43.959
10	18.645	33.444	22.038	32.489	1'46.616	266,7	16:45'30.575
11	18.558	33.347	22.061	47.312	2'01.278P	267,3	16:47'31.853
12	6'45.569	34.090	22.153	38.554	8'20.366P	197,8	16:55'52.219
13	18.538	33.017	21.923	32.262	1'45.740	265,4	16:57'37.959
14	18.355	32.913	21.857	32.294	1'45.419	268,7	16:59'23.378

9° 9 J. NAVARRO [1'45.352]							
Lap	Seg.1	Seg.2	Seg.3	Seg.4	Lap Time	km/h	Local Time
1		34.271	22.342	43.263			
2	18.568	33.425	21.973	32.667	1'46.633	267,3	16:03'58.148
3	18.417	33.410	22.019	45.165	1'59.011	270,0	16:05'57.159
4	18.582	33.435	21.892	32.700	1'46.609C	268,0	16:07'43.768
5	18.581	34.074	23.092	48.576	2'04.323P	266,7	16:09'48.091
6	4'57.286	34.168	22.095	32.287	6'25.836P		16:16'13.927
7	18.465	32.895	21.708	32.101	1'45.169C	262,8	16:17'59.096
8	18.345	32.995	21.847	32.165	1'45.352	264,7	16:19'44.448
9	18.614	33.141	21.777	33.620	1'47.152C	266,0	16:21'31.600
10	23.386	35.499	22.582	48.902	2'10.369CP		16:23'41.969
11	16'45.395	39.625	25.661	36.679	18'27.360P		16:42'09.329
12	18.719	33.016	21.776	32.225	1'45.736C	266,0	16:43'55.065
13	18.741	35.902	22.102	36.231	1'52.976	268,7	16:45'48.041
14	18.416	33.194	21.762	48.245	2'01.617P	269,3	16:47'49.658
15	3'57.366	33.680	22.002	32.192	5'25.240CP		16:53'14.898
16	19.772	35.481	22.079	32.351	1'49.683C	260,2	16:55'04.581
17	18.445	32.993	21.690	33.803	1'46.931	266,0	16:56'51.512
18	18.460	32.893	21.697	33.944	1'46.994	267,3	16:58'38.506
19	18.450	33.033	21.980	32.589	1'46.052	268,0	17:00'24.558

12° 17 J. MCPHEE [1'45.434]							
Lap	Seg.1	Seg.2	Seg.3	Seg.4	Lap Time	km/h	Local Time
1		38.692	23.567	33.835		132,0	
2	18.860	33.970	22.362	32.844	1'48.036	272,7	16:04'04.552
3	18.305	33.377	22.072	32.633	1'46.387	274,1	16:05'50.939
4	18.702	33.439	22.034	32.340	1'46.515C	268,0	16:07'37.454
5	18.329	33.238	21.951	32.859	1'46.377	275,5	16:09'23.831
6	18.231	33.759	22.289	52.008	2'06.287P	281,3	16:11'30.118
7	7'32.666	35.849	23.180	33.308	9'05.003P	162,7	16:20'35.121
8	19.235	38.029	23.710	49.288	2'10.262CP	266,0	16:22'45.383
9	17'45.238	36.241	23.154	36.071	19'20.704P	192,5	16:42'06.087
10	20.180	36.569	23.268	33.356	1'53.373C	267,3	16:43'59.460
11	18.554	33.632	22.112	32.796	1'47.094	269,3	16:45'46.554
12	18.960	34.978	22.424	48.380	2'04.742P	268,7	16:47'51.296
13	4'34.520	34.520	22.269	32.263	6'03.572CP	196,7	16:53'54.868
14	18.560	33.667	22.081	32.852	1'47.160	270,7	16:55'42.028
15	18.274	33.049	21.877	32.234	1'45.434	271,4	16:57'27.462
16	18.333	33.299	21.740	32.231	1'45.603	270,7	16:59'13.065

10° 64 F. CARICASULO [1'45.378]							
Lap	Seg.1	Seg.2	Seg.3	Seg.4	Lap Time	km/h	Local Time
1		34.839	22.484	33.269		190,1	
2	18.604	33.735	22.352	32.778	1'47.469	272,7	16:04'06.701
3	18.441	33.822	22.135	49.648	2'04.046P		16:06'10.747
4	5'26.504	34.378	22.472	32.803	6'56.157P		16:13'06.904
5	18.646	33.544	22.106	32.462	1'46.758	265,4	16:14'53.662

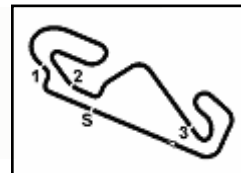
13° 71 T. EDWARDS [1'45.569]							
Lap	Seg.1	Seg.2	Seg.3	Seg.4	Lap Time	km/h	Local Time
1		35.051	23.136	34.642		198,5	
2	19.025	33.899	22.455	33.229	1'48.608	270,7	16:03'42.443
3	18.570	33.775	22.337	33.067	1'47.749	278,4	16:05'30.192
4	18.681	33.449	22.283	32.839	1'47.252	279,1	16:07'17.444
5	18.533	33.547	22.253	32.972	1'47.305	274,1	16:09'04.749
6	18.587	35.694	22.535	33.223	1'50.039	275,5	16:10'54.788
7	18.370	33.496	22.211	32.918	1'46.995	276,2	16:12'41.783
8	18.593	35.517	22.590	48.415	2'05.115P	275,5	16:14'46.898
9	25'36.256	35.002	22.344	32.529	27'06.131P	200,7	16:41'53.029
10	18.718	33.277	21.942	32.582	1'46.519	274,1	16:43'39.548
11	18.569	33.091	22.033	32.557	1'46.250	275,5	16:45'25.798
12	19.527	35.774	22.697	49.122	2'07.120P	276,2	16:47'32.918
13	3'05.798	35.279	23.278	39.239	4'43.594P	153,4	16:52'16.512
14	19.165	35.901	22.652	33.904	1'51.622C	274,1	16:54'08.134

22/03/2024 P = Pits In/Out - C = Lap Time Cancelled

These data/results cannot be reproduced, stored and/or transmitted in whole or in part by any manner of electronic, mechanical, photocopying, recording, broadcasting or otherwise now known or herein after developed without the previous express consent by the copyright owner, except for reproduction in daily press and regular printed publications on sale to the public within 60 days of the event related to those data/results and always provided that copyright symbol appears together as follows below.

© DORNA WSBK ORGANIZATION Srl 2024





Pirelli Catalunya Round, 22 - 24 March 2024
Chronological Analysis Tissot Superpole

15	18.649	33.104	21.949	32.499	1'46.201	274,1	16:55'54.335	16	18.420	33.211	21.837	32.484	1'45.952C	268,7	16:58'15.240
16	18.276	33.078	21.869	32.346	1'45.569	277,6	16:57'39.904	17	18.321	33.239	21.771	32.354	1'45.685	268,7	17:00'00.925
17	18.296	33.281	21.861	32.378	1'45.816	276,9	16:59'25.720								

14° 22 F. FULIGNI [1'45.640]								17° 32 D. BAYLISS [1'45.702]							
Lap	Seg1	Seg2	Seg3	Seg4	Lap Time	km/h	Local Time	Lap	Seg1	Seg2	Seg3	Seg4	Lap Time	km/h	Local Time
1		36.560	23.303	33.001		143,2		1		34.968	24.811	34.091		193,2	
2	18.752	33.599	22.135	32.507	1'46.993	271,4	16:09'01.546	2	18.422	33.527	22.559	33.519	1'48.027	274,1	16:03'42.129
3	18.434	33.319	22.080	32.576	1'46.409	272,0	16:10'47.955	3	18.494	33.608	22.037	32.508	1'46.647	278,4	16:05'28.776
4	18.398	33.402	22.046	32.465	1'46.311	268,7	16:12'34.266	4	18.318	33.647	22.065	32.791	1'46.821	273,4	16:07'15.597
5	18.471	33.988	22.311	32.682	1'47.452	267,3	16:14'21.718	5	18.358	33.291	21.957	32.661	1'46.267	270,7	16:09'01.864
6	18.481	33.357	22.189	32.421	1'46.448	267,3	16:16'08.166	6	19.458	37.223	22.642	33.045	1'52.368	269,3	16:10'54.232
7	18.460	33.367	22.102	33.315	1'47.244C	268,0	16:17'55.410	7	18.447	33.651	22.111	32.953	1'47.162	269,3	16:12'41.394
8	18.378	33.352	22.002	32.518	1'46.250C	268,7	16:19'41.660	8	19.461	35.831	22.641	46.897	2'04.830P	267,3	16:14'46.224
9	18.678	35.194	23.099	48.285	2'05.256CP	268,7	16:21'46.916	9	5'38.314	36.162	22.550	53.826	7'30.852CP	189,1	16:22'17.076
10	23'31.956	35.656	23.768	34.779	25'06.159P	139,7	16:46'53.075	10	18'06.539	34.819	22.289	32.725	19'36.372P	196,0	16:41'53.448
11	18.236	33.238	22.185	32.400	1'46.059C	270,7	16:48'39.134	11	18.857	33.446	22.001	32.592	1'46.896	271,4	16:43'40.344
12	18.560	33.122	21.996	32.279	1'45.957	267,3	16:50'25.091	12	18.594	33.384	22.025	32.606	1'46.609	271,4	16:45'26.953
13	18.497	33.152	21.997	36.214	1'49.860	268,0	16:52'14.951	13	20.438	36.525	22.211	47.107	2'06.281P	270,7	16:47'33.234
14	19.812	37.313	22.520	33.636	1'53.281C	273,4	16:54'08.232	14	2'59.870	37.007	22.635	32.821	4'32.333P	141,7	16:52'05.567
15	18.308	33.177	21.826	32.329	1'45.640	273,4	16:55'53.872	15	18.610	33.108	21.935	32.274	1'45.927C	267,3	16:53'51.494
16	18.353	33.146	21.998	32.318	1'45.815	270,7	16:57'39.687	16	18.436	33.404	21.877	34.403	1'48.120	269,3	16:55'39.614
17	19.403	35.786	22.215	32.692	1'50.096	266,0	16:59'29.783	17	18.329	33.348	21.815	32.210	1'45.702	270,0	16:57'25.316
								18	18.335	36.300	22.318	32.629	1'49.582	274,8	16:59'14.898

15° 25 M. BRENNER [1'45.662]								18° 7 L. BALDASSARRI [1'45.766]							
Lap	Seg1	Seg2	Seg3	Seg4	Lap Time	km/h	Local Time	Lap	Seg1	Seg2	Seg3	Seg4	Lap Time	km/h	Local Time
1		34.614	22.341	33.677		194,2		1		34.862	22.472	33.213		191,5	
2	18.531	33.418	22.088	32.567	1'46.604	266,0	16:04'22.184	2	18.609	33.860	22.251	33.005	1'47.725	274,8	16:04'07.070
3	18.345	33.343	21.984	32.558	1'46.230	267,3	16:06'08.414	3	18.500	33.534	22.130	32.957	1'47.121	271,4	16:05'54.191
4	18.401	33.455	21.987	32.641	1'46.484C	268,7	16:07'54.898	4	18.377	33.522	22.051	35.770	1'49.720C	272,7	16:07'43.911
5	18.425	33.523	22.143	34.611	1'48.702	266,0	16:09'43.600	5	18.512	34.133	23.128	33.549	1'49.322	267,3	16:09'33.233
6	18.464	33.418	22.074	32.635	1'46.591	267,3	16:11'30.191	6	19.340	36.002	22.358	32.864	1'50.564	270,0	16:11'23.797
7	18.349	33.524	22.151	48.653	2'02.677P	267,3	16:13'32.868	7	18.380	33.545	21.984	32.829	1'46.738	272,0	16:13'10.535
8	5'28.111	34.015	22.341	33.991	6'58.458P	180,9	16:20'31.326	8	18.414	33.421	22.000	32.998	1'46.833	270,7	16:14'57.368
9	18.309	33.217	23.677	47.063	2'02.266CP	273,4	16:22'33.592	9	18.521	33.547	22.088	46.251	2'00.407P	269,3	16:16'57.775
10	18'09.402	34.023	22.270	32.822	19'38.517P	188,5	16:42'12.109	10	2'56.935	39.115	23.368	47.200	4'46.618CP	184,9	16:21'44.393
11	18.475	33.283	21.948	32.716	1'46.422C	268,7	16:43'58.531	11	18'43.206			32.544	22'04.836CP	271,4	16:43'49.229
12	18.279	33.308	21.924	32.360	1'45.871	270,0	16:45'44.402	12	18.363	33.305	21.968	32.628	1'46.264	271,4	16:45'35.493
13	18.377	34.903	22.235	46.601	2'02.116P	271,4	16:47'46.518	13	18.407	33.394	21.892	32.616	1'46.309C	271,4	16:47'21.802
14	1'43.153	33.757	22.307	32.890	3'12.107P	184,0	16:50'58.625	14	18.546	38.036	22.728	47.367	2'06.677P	272,0	16:49'28.479
15	18.211	33.149	21.962	32.340	1'45.662	266,7	16:52'44.287	15	3'12.295	36.732	22.561	32.711	4'44.299CP	179,4	16:54'12.778
16	18.775	33.801	22.571	38.159	1'53.306C	266,0	16:54'37.593	16	18.885	33.271			1'46.474	276,2	16:55'59.252
17	18.575	33.249	21.967	32.427	1'46.218	268,0	16:56'23.811	17	18.337	33.212	22.876	45.225	1'59.650C	271,4	16:57'58.902
18	18.380	33.208	21.983	32.433	1'46.004C	268,0	16:58'09.815	18	18.190	33.228			1'45.766	276,2	16:59'44.668
19	18.399	33.304	21.931	32.700	1'46.334	268,0	16:59'56.149								

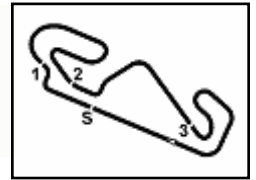
16° 66 N. TUULI [1'45.685]								19° 54 B. SOFUOGLU [1'45.935]							
Lap	Seg1	Seg2	Seg3	Seg4	Lap Time	km/h	Local Time	Lap	Seg1	Seg2	Seg3	Seg4	Lap Time	km/h	Local Time
1		35.635	23.882	33.192		138,3		1		34.561	22.586	33.630		100,3	
2	18.483	33.336	22.038	32.547	1'46.404	270,0	16:04'39.089	2	18.641	33.742	22.245	32.852	1'47.480	276,2	16:04'03.674
3	18.204	33.246	21.924	32.335	1'45.709	273,4	16:06'24.798	3	18.547	33.591	22.181	32.861	1'47.180	271,4	16:05'50.854
4	19.306	35.846	22.137	32.914	1'50.203C	268,0	16:08'15.001	4	18.390	33.294	21.907	32.686	1'46.277C	275,5	16:07'37.131
5	18.432	33.522	21.954	32.565	1'46.473	267,3	16:10'01.474	5	18.449	33.272	21.953	32.469	1'46.143	276,2	16:09'23.274
6	18.284	33.364	21.894	32.651	1'46.193	267,3	16:11'47.667	6	18.609	35.577	22.965	49.476	2'06.627P	278,4	16:11'29.901
7	18.354	33.995	22.114	46.663	2'01.126P	267,3	16:13'48.793	7	4'00.824	33.788	22.256	33.072	5'29.940CP	139,9	16:16'59.841
8	7'30.078	34.943	22.640	48.484	9'16.145CP	110,4	16:23'04.938	8	18.443	33.151	21.970	32.371	1'45.935	269,3	16:18'45.776
9	17'30.470	34.372	22.299	33.038	19'00.179P	195,3	16:42'05.117	9	19.682	34.286	22.059	33.504	1'49.531	271,4	16:20'35.307
10	28.866	40.104	22.470	32.925	2'04.365C	270,7	16:44'09.482	10						204,9	
11	18.632	33.678	22.360	47.166	2'01.836P	268,7	16:46'11.318								
12	3'19.846	34.307	22.616	33.337	4'50.106P	190,1	16:51'01.424								
13	18.192	32.938	21.735	32.196	1'45.061C	270,0	16:52'46.485								
14	18.838	34.325	22.542	35.406	1'51.111C	268,7	16:54'37.596								
15	20.025	36.606	22.448	32.613	1'51.692	269,3	16:56'29.288								

22/03/2024 P = Pits In/Out - C = Lap Time Cancelled

These data/results cannot be reproduced, stored and/or transmitted in whole or in part by any manner of electronic, mechanical, photocopying, recording, broadcasting or otherwise now known or herein after developed without the previous express consent by the copyright owner, except for reproduction in daily press and regular printed publications on sale to the public within 60 days of the event related to those data/results and always provided that copyright symbol appears together as follows below.

© DORNA WSBK ORGANIZATION Srl 2024





Circuit de Barcelona 4.657 m

Pirelli Catalunya Round, 22 - 24 March 2024
Chronological Analysis Tissot Superpole

4 / 6

3	1'25.422	33.629	22.006	32.478	2'53.535P	170,3	16:06'49.976	4	18.701	33.691	22.284	32.687	1'47.363	268,0	16:07'16.003
4	18.570	33.532	22.205	32.596	1'46.903	270,0	16:08'36.879	5	18.406	33.317	22.347	32.631	1'46.701	271,4	16:09'02.704
5	18.338	33.491	22.042	47.392	2'01.263P	270,0	16:10'38.142	6	18.559	33.736	22.481	34.000	1'48.776	272,0	16:10'51.480
6	2'42.997	33.596	22.065	32.558	4'11.216P	173,6	16:14'49.358	7	18.849	33.794	22.643	35.265	1'50.551	266,0	16:12'42.031
7	18.491	33.257	22.083	32.330	1'46.161	269,3	16:16'35.519	8	18.611	34.134	22.567	50.567	2'05.879P	274,8	16:14'47.910
8	18.284	33.327	22.013	32.469	1'46.093	270,7	16:18'21.612	9	25'34.530	34.946	22.208	32.512	2'70.196P	192,2	16:41'52.106
9	18.400	33.395	21.958	32.485	1'46.238	272,0	16:20'07.850	10	19.135	33.243	22.022	32.485	1'46.885	264,7	16:43'38.991
10	18.281	33.493	22.686	54.622	2'09.082CP	273,4	16:22'16.932	11	18.523	33.346	22.066	32.407	1'46.342	272,0	16:45'25.333
11	26'01.866	34.036	22.154	32.536	2'730.592P	146,9	16:49'47.524	12	18.600	33.248	22.099	32.451	1'46.398	268,7	16:47'11.731
12	18.308	33.338	21.970	32.342	1'45.958	270,7	16:51'33.482	13	18.983	34.056	22.384	33.175	1'48.598	270,0	16:49'00.329
13	18.900	33.704	21.996	32.379	1'46.979C	270,7	16:53'20.461	14	19.145	35.811	27.047	37.561	1'59.564	262,8	16:50'59.893
14	18.614	33.436	21.984	32.372	1'46.406C	270,0	16:55'06.867	15	18.822	34.735	22.418	32.904	1'48.879	269,3	16:52'48.772
15	18.408	33.287	22.348	32.585	1'46.628	272,0	16:56'53.495	16	19.020	34.491	22.994	33.576	1'50.081C	271,4	16:54'38.853
16	18.308	33.228	21.946	32.493	1'45.975	273,4	16:58'39.470	17	18.440	33.503	22.065	32.561	1'46.569	279,1	16:56'25.422
17	18.458	33.257	21.990	32.406	1'46.111	273,4	17:00'25.581	18	18.417	33.726	22.668	35.272	1'50.083C	272,7	16:58'15.505
								19	18.330	33.403	22.026	32.491	1'46.250	271,4	17:00'01.755

21° 28 G. VAN STRAALLEN [1'45.963]

Lap	Seg1	Seg2	Seg3	Seg4	Lap Time	km/h	Local Time
1		35.191	22.634	33.593		184,6	
2	18.618	34.254	22.458	33.269	1'48.599	269,3	16:03'56.238
3	18.707	33.950	22.148	32.766	1'47.571	268,0	16:05'43.809
4	18.487	33.683	22.240	32.976	1'47.386C	274,1	16:07'31.195
5	19.000	35.738	22.126	32.903	1'49.767	273,4	16:09'20.962
6	18.463	34.004	22.366	48.222	2'03.055P	270,7	16:11'24.017
7	6'15.412	34.112	22.277	32.717	7'44.518P	179,4	16:19'08.535
8	18.266	33.437	21.917	32.343	1'45.963	270,7	16:20'54.498
9	25.780	36.306	22.606	48.500	2'13.192CP	270,7	16:23'07.690
10	19'33.902	39.848	22.616	32.652	2'109.018CP	165,4	16:44'16.708
11	18.612	33.520	21.916	32.362	1'46.410	268,7	16:46'03.118
12	18.347	33.558	21.791	32.345	1'46.041	268,7	16:47'49.159
13	18.278	33.501	21.821	32.363	1'45.963	268,0	16:49'35.122
14	18.732	33.619	22.005	32.372	1'46.728	266,0	16:51'21.850
15	18.346	33.541	21.912	32.676	1'46.475	271,4	16:53'08.325
16	19.088	34.928	23.719	35.018	1'52.753C	268,0	16:55'01.078
17	18.824	34.280	22.188	32.738	1'48.030	266,7	16:56'49.108
18	18.502	33.890	22.278	32.871	1'47.541	269,3	16:58'36.649
19	18.546	34.092	22.392	35.743	1'50.773	267,3	17:00'27.422

24° 40 S. CORSI [1'46.290]

Lap	Seg1	Seg2	Seg3	Seg4	Lap Time	km/h	Local Time
1		34.727	22.571	38.135		107,7	
2	18.567	34.202	22.620	33.139	1'48.528	274,8	16:03'56.907
3	18.549	34.499	23.033	38.496	1'54.577	272,0	16:05'51.484
4	18.407	33.524	22.128	32.654	1'46.713C	275,5	16:07'38.197
5	18.347	33.571	22.029	32.545	1'46.492	273,4	16:09'24.689
6	18.604	35.152	22.758	47.145	2'03.659P	275,5	16:11'28.348
7	40'45.254	35.309	22.741	33.136	42'16.440CP	111,9	16:53'44.788
8	19.500	34.094	22.501	38.680	1'54.775C	261,5	16:55'39.563
9	18.761	33.509	22.064	32.432	1'46.766	264,7	16:57'26.329
10	18.405	33.429	21.950	32.506	1'46.290	268,7	16:59'12.619

25° 50 O. VOSTATEK [1'46.322]

Lap	Seg1	Seg2	Seg3	Seg4	Lap Time	km/h	Local Time
1		33.903	22.360	38.055		85,7	
2	18.579	36.429	22.437	32.999	1'50.444	269,3	16:03'57.127
3	18.505	33.873	22.310	32.771	1'47.459	279,1	16:05'44.586
4	18.400	33.374	22.297	32.779	1'46.850C	272,0	16:07'31.436
5	18.417	33.508	22.098	32.791	1'46.814	272,0	16:09'18.250
6	19.322	37.947	22.211	46.602	2'06.082P	267,3	16:11'24.332
7	5'06.173	35.580	22.078	32.584	6'36.415CP	110,5	16:18'00.747
8	18.344	33.403	22.005	32.570	1'46.322	267,3	16:19'47.069
9	18.353	33.851	22.129	46.066	2'00.399CP	267,3	16:21'47.468
10	23'33.766	35.895	23.160	32.651	25'05.472P	117,0	16:46'52.940
11	18.706	33.564	22.177	32.614	1'47.061	267,3	16:48'40.001
12	18.502	33.384	21.996	32.465	1'46.347	268,0	16:50'26.348
13	18.402	33.413	22.034	32.605	1'46.454	268,0	16:52'12.802
14	19.616	38.631	22.495	35.292	1'56.034C	265,4	16:54'08.836
15	18.479	33.471	21.959	32.524	1'46.433	271,4	16:55'55.269
16	18.497				270,0		

26° 78 H. OKUBO [1'46.424]

Lap	Seg1	Seg2	Seg3	Seg4	Lap Time	km/h	Local Time
1		35.304	22.702	32.688		179,1	
2	18.378	33.504	22.124	32.418	1'46.424	273,4	16:03'42.682
3	18.507	35.193	22.484	32.730	1'48.914	274,8	16:05'31.596
4	18.634	33.433	22.350	32.700	1'47.117	269,3	16:07'18.713
5	18.397	33.411	22.042	32.616	1'46.466	270,0	16:09'05.179
6	18.586	33.941	22.534	49.401	2'04.462P	273,4	16:11'09.641
7	6'20.163	34.439	22.480	32.949	7'50.031P	185,9	16:18'59.672
8	18.555	33.744	22.327	32.903	1'47.529	267,3	16:20'47.201
9	32.622	42.523	24.615	50.627	2'30.387CP	232,8	16:23'17.588
10	17'16.179	34.657	22.797	36.350	18'49.983P	193,2	16:42'07.571
11	19.195	34.379	22.201	32.615	1'48.390C	271,4	16:43'55.961
12	18.780	33.508	22.052	32.597	1'46.937	268,7	16:45'42.898

22° 48 L. DALLA PORTA [1'46.105]

Lap	Seg1	Seg2	Seg3	Seg4	Lap Time	km/h	Local Time
1							
2	42.755	36.738	23.448	33.796	2'16.737P	178,8	16:02'15.627
3	18.984	34.392	22.470	32.979	1'48.825	264,7	16:04'04.452
4	18.648	33.693	22.344	32.865	1'47.550	271,4	16:05'52.002
5	18.591	33.809	22.270	32.683	1'47.353C	272,0	16:07'39.355
6	18.608	33.919	22.555	48.998	2'04.080P	272,7	16:09'43.435
7	30'44.611	35.883	22.993	36.399	32'19.886P	196,7	16:42'03.321
8	18.901	33.441	21.989	32.402	1'46.733	269,3	16:43'50.054
9	18.950	33.419	22.079	32.444	1'46.892	266,0	16:45'36.946
10	18.850	33.421	21.963	32.337	1'46.571	266,0	16:47'23.517
11	18.560	33.437	22.077	32.428	1'46.502	272,0	16:49'10.019
12	18.737	33.501	22.234	37.568	1'52.040	268,0	16:51'02.059
13	18.496	33.386	21.860	32.363	1'46.105	269,3	16:52'48.164
14	19.241	34.743	22.911	33.341	1'50.236C	266,0	16:54'38.400
15	18.521	33.412	21.951	32.435	1'46.319	270,7	16:56'24.719
16	18.590	35.480	24.801	32.841	1'51.712C	266,0	16:58'16.431
17	18.495	33.383	22.003	32.721	1'46.602	270,0	17:00'03.033

23° 51 A. SARMOON [1'46.250]

Lap	Seg1	Seg2	Seg3	Seg4	Lap Time	km/h	Local Time
1		35.001	22.604	32.963		188,8	
2	18.395	33.683	22.430	32.835	1'47.343	279,1	16:03'41.272
3	18.609	33.470	22.410	32.879	1'47.368	269,3	16:05'28.640

22/03/2024 P = Pits In/Dut - C = Lap Time Cancelled

These data/results cannot be reproduced, stored and/or transmitted in whole or in part by any manner of electronic, mechanical, photocopying, recording, broadcasting or otherwise now known or herein after developed without the previous express consent by the copyright owner, except for reproduction in daily press and regular printed publications on sale to the public within 60 days of the event related to those data/results and always provided that copyright symbol appears together as follows below.

© DORNA WSBK ORGANIZATION Srl 2024





Circuit de Barcelona 4.657 m

Pirelli Catalunya Round, 22 - 24 March 2024
Chronological Analysis Tissot Superpole

5 / 6

13	18.580	33.552	22.097	54.087	2'08.316	267,3	16:47'51.214	12	18.846	33.667	22.151	32.891	1'47.555	264,1	16:45'32.651
14	18.472	33.547	22.176	32.732	1'46.927	269,3	16:49'38.141	13	18.780	34.142	22.474	33.177	1'48.573	268,0	16:47'21.224
15	18.832	34.806	26.807	36.033	1'56.478	267,3	16:51'34.619	14	19.033	34.644	24.160	47.015	2'04.852P	261,5	16:49'26.076
16	18.926	34.093	22.512	33.059	1'48.590C	267,3	16:53'23.209	15	3'33.791	38.362	24.306	36.913	5'13.372CP	147,7	16:54'39.448
17	22.915	35.725	22.476	33.337	1'54.453C	263,4	16:55'17.662	16	18.838	33.504	22.209	32.512	1'47.063	266,0	16:56'26.511
18	18.837	33.999	22.370	35.393	1'50.599	266,0	16:57'08.261	17	18.647	33.797	22.331	35.781	1'50.556C	272,0	16:58'17.067
19	18.825	34.016	22.533	33.180	1'48.554	266,0	16:58'56.815	18	18.575	33.514	22.249	32.542	1'46.880	269,3	17:00'03.947

27° 27 K. TOBA [1'46.429]							
Lap	Seg.1	Seg.2	Seg.3	Seg.4	Lap Time	km/h	Local Time
1		35.555	22.808	33.279		190,5	
2	18.918	34.514	22.206	32.586	1'48.224	270,0	16:03'43.145
3	18.570	33.699	22.368	32.588	1'47.225	272,7	16:05'30.370
4	18.702	33.606	22.298	32.585	1'47.191	276,9	16:07'17.561
5	18.244	33.612	22.208	32.832	1'46.896	277,6	16:09'04.457
6	18.501	33.799	22.251	32.730	1'47.281	269,3	16:10'51.738
7	18.747	34.004	22.568	35.646	1'50.965	272,0	16:12'42.703
8	18.446	34.676	22.395	47.316	2'02.833P	270,7	16:14'45.536
9	6'09.467	38.450	25.722	53.263	8'06.902CP	186,5	16:22'52.438
10	17'31.150	35.198	23.252	32.947	19'02.547P	192,9	16:41'54.985
11	19.777	34.572	22.192	33.071	1'49.612	266,0	16:43'44.597
12	18.600	33.616	22.045	32.550	1'46.811	274,1	16:45'31.408
13	18.534	33.529	22.032	32.597	1'46.692	268,7	16:47'18.100
14	18.818	35.134	23.843	52.871	2'10.666P	266,7	16:49'28.766
15	3'32.426	37.429	23.422	36.569	5'09.846CP	186,2	16:54'38.612
16	18.507	33.562	21.941	32.419	1'46.429	276,2	16:56'25.041
17	18.453	35.494	25.110	32.748	1'51.805C	273,4	16:58'16.846
18	18.375	33.566	22.002	32.510	1'46.453	273,4	17:00'03.299

30° 72 Y. RUIZ [1'46.880]							
Lap	Seg.1	Seg.2	Seg.3	Seg.4	Lap Time	km/h	Local Time
1		36.392	22.761	33.589		188,2	
2	18.610	33.977	22.340	33.249	1'48.176	271,4	16:03'56.336
3	18.420	33.852	22.190	32.756	1'47.218	269,3	16:05'43.554
4	18.383	33.607	22.027	32.863	1'46.880	268,0	16:07'30.434
5	18.469	33.714	22.258	37.080	1'51.521	265,4	16:09'21.955
6	18.346	33.728	22.127	46.021	2'00.222P	273,4	16:11'22.177
7	29'04.847	35.415	23.439	36.992	30'40.693P	194,2	16:42'02.870
8	18.414	33.237	21.807				272,7

31° 68 L. POWER [1'47.093]							
Lap	Seg.1	Seg.2	Seg.3	Seg.4	Lap Time	km/h	Local Time
1		35.700	22.877	33.565			
2	18.472	34.077	22.188	33.909	1'48.646		16:03'58.478
3	18.441	33.841	22.340	32.906	1'47.528	276,9	16:05'46.006
4	18.385	33.925	22.298	32.917	1'47.525C		16:07'33.531
5	18.304	34.783	22.316	33.776	1'49.179	274,1	16:09'22.710
6	18.278	33.767	22.282	48.410	2'02.737P		16:11'25.447
7	3'37.235	34.460	23.308	35.907	5'10.910P		16:16'36.357
8	18.493	33.621	22.436	48.858	2'03.408	268,0	16:18'39.765
9	18.580	33.561	22.186	32.773	1'47.100		16:20'26.865
10	18.716	33.513	22.952	49.101	2'04.282CP		16:22'31.147
11	18'06.050	34.697	22.338	35.330	19'38.415P		16:42'09.562
12	18.701	33.575	22.090	32.949	1'47.315C	274,1	16:43'56.877
13	18.449	33.828	22.220	32.948	1'47.445		16:45'44.322
14	18.598	33.580	22.355	38.564	1'53.097		16:47'37.419
15	18.596	34.451	29.538	35.774	1'58.359		16:49'35.778
16	18.509	33.591	22.183	32.810	1'47.093	273,4	16:51'22.871
17							

28° 19 G. GIANNINI [1'46.855]							
Lap	Seg.1	Seg.2	Seg.3	Seg.4	Lap Time	km/h	Local Time
1		34.740	22.659	35.668		114,0	
2	18.919	34.880	23.016	33.537	1'50.352	264,7	16:03'56.576
3	18.756	34.029	22.422	33.248	1'48.455	276,9	16:05'45.031
4	18.571	33.908	22.273	33.036	1'47.788C	271,4	16:07'32.819
5	18.591	33.999	22.438	33.691	1'48.719	271,4	16:09'21.538
6	19.160	36.188	22.540	34.456	1'52.344	270,7	16:11'13.882
7	18.860	34.288	22.761	49.966	2'05.875P	266,0	16:13'19.757
8	7'23.953	35.855	24.793	50.561	9'15.162CP	157,4	16:22'34.919
9	17'51.030	35.333	22.775	34.141	19'23.279P	158,4	16:41'58.198
10	19.322	33.711	22.195	32.558	1'47.786	267,3	16:43'45.984
11	18.778	33.476	22.174	32.539	1'46.967	268,7	16:45'32.951
12	20.325	34.716	22.283	32.934	1'50.258	274,8	16:47'23.209
13	18.850	34.186	22.518	49.847	2'05.401P	269,3	16:49'28.610
14	1'35.521	33.909	22.330	32.674	3'04.434P	183,1	16:52'33.044
15	20.473	34.546	23.009	33.299	1'51.327C	262,8	16:54'24.371
16	18.679	33.575	22.129	33.467	1'47.850	267,3	16:56'12.221
17	18.733	33.969	22.229	32.807	1'47.738C	268,7	16:57'59.959
18	18.634	33.415	22.160	32.646	1'46.855	270,0	16:59'46.814

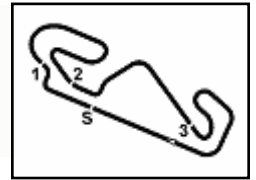
32° 39 K. KEANKUM [1'47.898]							
Lap	Seg.1	Seg.2	Seg.3	Seg.4	Lap Time	km/h	Local Time
1		36.729	23.137	33.302		178,5	
2	18.694	34.253	22.469	33.245	1'48.661	269,3	16:03'45.561
3	18.564	34.446	22.494	33.142	1'48.646	268,0	16:05'34.207
4	18.552	34.518	22.280	33.204	1'48.554	268,7	16:07'22.761
5	18.602	34.944	22.685	33.361	1'49.592	266,0	16:09'12.353
6	18.827	34.295	22.485	33.308	1'48.915	267,3	16:11'01.268
7	18.820	34.513	22.541	33.459	1'49.333	264,7	16:12'50.601
8	18.642	34.455	22.598	33.293	1'48.988	266,7	16:14'39.589
9	18.604	34.401	22.499	33.287	1'48.791	264,1	16:16'28.380
10	18.646	34.496	22.573	33.654	1'49.369	264,1	16:18'17.749
11	18.759	34.119	22.412	33.380	1'48.670	264,1	16:20'06.419
12	18.648	34.370	22.687	54.447	2'10.152CP	266,7	16:22'16.571
13	18'06.144	36.275	23.380	33.044	19'38.843P	190,8	16:41'55.414
14	19.182	34.392	22.174	33.140	1'48.888	268,7	16:43'44.302
15	18.712	34.239	22.249	33.099	1'48.299	270,7	16:45'32.601
16	18.611	34.646	22.554	32.953	1'48.764	270,0	16:47'21.365
17	17.665	34.312	22.319	33.323	1'48.619	269,3	16:49'09.984
18	19.075	34.069	22.299	33.103	1'48.546	266,7	16:50'58.530
19	18.725	33.956	22.186	33.031	1'47.898	260,9	16:52'46.428
20	19.098	34.624	22.532	34.882	1'51.136C	263,4	16:54'37.564
21	18.935	34.842	22.290	32.836	1'48.903	266,7	16:56'26.467
22	18.615	34.616	22.384	33.721	1'49.336C	273,4	16:58'15.803

22/03/2024

P = Pits In/Out - C = Lap Time Cancelled

These data/results cannot be reproduced, stored and/or transmitted in whole or in part by any manner of electronic, mechanical, photocopying, recording, broadcasting or otherwise now known or herein after developed without the previous express consent by the copyright owner, except for reproduction in daily press and regular printed publications on sale to the public within 60 days of the event related to those data/results and always provided that copyright symbol appears together as follows below.

© DORNA WSBK ORGANIZATION Srl 2024



Pirelli Catalunya Round, 22 - 24 March 2024
Chronological Analysis Tissot Superpole

23 18.514 34.344 22.105 32.941 1'47.904 275,5 17:00'03.707

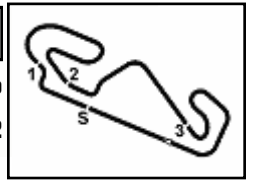
33° 15 E. MCMANUS [1'48.025]							
Lap	Seg.1	Seg.2	Seg.3	Seg.4	Lap Time	km/h	Local Time
1		34.963	23.111	34.320		195,3	
2	19.047	34.413	22.528	33.432	1'49.420	264,1	16:03'41.893
3	18.749	33.867	22.447	32.962	1'48.025	270,7	16:05'29.918
4	18.570	36.397	23.701	47.216	36'39.569P	189,5	16:42'09.487
5	3'03.326	35.056	23.089	33.983	4'35.454P	177,6	16:46'44.941
6	19.036	34.092	22.447	33.384	1'48.959	263,4	16:48'33.900
7	18.934	34.019	22.370	33.291	1'48.614	263,4	16:50'22.514
8	19.127	34.037	22.619	36.338	1'52.121	260,2	16:52'14.635
9	19.967	36.772	22.723	33.893	1'53.355C	264,7	16:54'07.990
10	19.147	34.152	22.549	33.066	1'48.914	268,0	16:55'56.904
11	18.774	34.517	22.371	33.022	1'48.684C	267,3	16:57'45.588
12	18.666	33.947	22.613	33.264	1'48.490	265,4	16:59'34.078

34° 3 R. DE ROSA [1'48.162]							
Lap	Seg.1	Seg.2	Seg.3	Seg.4	Lap Time	km/h	Local Time
1		37.441	24.237	34.205		180,9	
2	19.504	34.839	23.362	33.765	1'51.470	252,9	16:03'50.574
3	19.370	34.646	23.046	33.520	1'50.582	252,9	16:05'41.156
4	19.161	34.389	22.821	33.497	1'49.868	253,5	16:07'31.024
5	19.305	34.267	22.754	33.316	1'49.642	257,8	16:09'20.666
6	19.133	34.255	22.734	33.357	1'49.479	255,9	16:11'10.145
7	31.552	41.075	25.043	49.648	2'27.318P	150,4	16:13'37.463
8	3'58.543	35.509	24.884	33.342	5'32.278P	160,0	16:19'09.741
9	19.061	33.831	22.557	32.763	1'48.212	256,5	16:20'57.953
10	25.457	40.652	25.060	49.910	2'21.079CP	252,9	16:23'19.032
11	17'06.041	36.607	23.411	34.574	18'40.633P	172,0	16:41'59.665
12	19.701	33.977	22.671	33.002	1'49.351C	254,1	16:43'49.016
13	27.444	37.864	22.895	33.325	2'01.528	247,7	16:45'50.544
14	19.165	33.869	22.496	32.838	1'48.368	256,5	16:47'38.912
15	31.299	37.344	23.510	48.531	2'20.684P	154,7	16:49'59.596
16	3'17.686	40.255	28.119	34.719	5'00.779CP	142,7	16:55'00.375
17	19.183	33.886	22.541	32.818	1'48.428	253,5	16:56'48.803
18	19.208	33.891	22.491	32.649	1'48.239	254,7	16:58'37.042
19	18.915	33.807	22.644	32.796	1'48.162	257,1	17:00'25.204

22/03/2024 P = Pits In/Out - C = Lap Time Cancelled

These data/results cannot be reproduced, stored and/or transmitted in whole or in part by any manner of electronic, mechanical, photocopying, recording, broadcasting or otherwise now known or herein after developed without the previous express consent by the copyright owner, except for reproduction in daily press and regular printed publications on sale to the public within 60 days of the event related to those data/results and always provided that copyright symbol appears together as follows below.

© DORNA WSBK ORGANIZATION Srl 2024



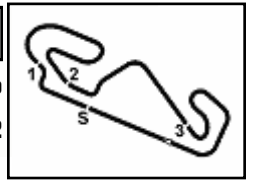
Pirelli Catalunya Round, 22 - 24 March 2024
Best Laps & Speeds

No.	Rider Bike	Nat	Best Lap		FP		SP												
			LL	SPD	LL	SPD	LL	SPD											
1	99 A. HUERTAS Ducati Panigale V2	ESP	1'44.197 30 288,0		1'46.582 14 277,6		1'44.197 16 288,0												
2	61 C. ONCU Kawasaki ZX-6R	TUR	1'44.471 28 272,7		1'44.999 13 272,7		1'44.471 15 272,0												
3	62 S. MANZI Yamaha YZF R6	ITA	1'44.530 29 282,7		1'46.010 12 272,0		1'44.530 17 282,7												
4	94 L. MAHIAS Yamaha YZF R6	FRA	1'44.806 29 272,0		1'45.267 15 272,0		1'44.806 14 270,0												
5	23 M. SCHROETTER MV Agusta F3 800 RR	GER	1'44.828 27 280,5		1'44.884 13 271,4		1'44.828 14 280,5												
6	55 Y. MONTELLA Ducati Panigale V2	ITA	1'44.831 30 279,1		1'44.884 13 277,6		1'44.831 17 279,1												
7	53 V. DEBISE Yamaha YZF R6	FRA	1'44.869 32 276,2		1'47.145 15 270,7		1'44.869 17 276,2												
8	5 N. ANTONELLI Ducati Panigale V2	ITA	1'45.281 31 277,6		1'45.780 14 269,3		1'45.281 17 277,6												
9	9 J. NAVARRO Triumph Street Triple RS 765	ESP	1'45.352 34 274,1		1'45.451 16 274,1		1'45.352 18 270,0												
10	64 F. CARICASULO MV Agusta F3 800 RR	ITA	1'45.378 30 277,6		1'45.762 16 277,6		1'45.378 14 272,7												
11	69 T. BOOTH-AMOS Triumph Street Triple RS 765	GBR	1'45.419 26 274,8		1'46.628 13 273,4		1'45.419 13 274,8												
12	17 J. MCPHEE Triumph Street Triple RS 765	GBR	1'45.434 25 281,3		1'46.034 10 270,0		1'45.434 15 281,3												
13	71 T. EDWARDS Ducati Panigale V2	AUS	1'45.569 20 279,1		4 185,6		1'45.569 16 279,1												
14	22 F. FULIGNI Ducati Panigale V2	ITA	1'45.640 29 274,1		1'46.691 13 274,1		1'45.640 16 273,4												
15	25 M. BRENNER Kawasaki ZX-6R	SUI	1'45.662 34 273,4		1'46.691 16 268,7		1'45.662 18 273,4												
16	66 N. TUULI Ducati Panigale V2	FIN	1'45.685 30 273,4		1'46.565 14 268,7		1'45.685 16 273,4												
17	32 D. BAYLISS Ducati Panigale V2	AUS	1'45.702 34 278,4		1'47.031 17 271,4		1'45.702 17 278,4												
18	7 L. BALDASSARRI Ducati Panigale V2	ITA	1'45.766 30 276,2		1'47.220 13 275,5		1'45.766 17 276,2												
19	54 B. SOFUOGLU MV Agusta F3 800 RR	TUR	1'45.805 23 278,4		1'45.805 15 272,0		1'45.935 8 278,4												
20	74 P. BIESIEKIRSKI Ducati Panigale V2	POL	1'45.958 30 273,4		1'46.640 14 272,0		1'45.958 16 273,4												
21	28 G. VAN STRAALEN Yamaha YZF R6	NED	1'45.963 33 274,8		1'46.228 15 274,8		1'45.963 18 274,1												
22	48 L. DALLA PORTA Yamaha YZF R6	ITA	1'46.105 31 272,7		1'46.209 15 271,4		1'46.105 16 272,7												
23	72 Y. RUIZ Yamaha YZF R6	ESP	1'46.146 22 273,4		1'46.146 16 272,0		1'46.880 6 273,4												
24	51 A. SARMOON Yamaha YZF R6	THA	1'46.250 33 279,1		1'47.074 15 276,9		1'46.250 18 279,1												
25	40 S. CORSI Ducati Panigale V2	ITA	1'46.290 26 275,5		1'46.936 17 270,7		1'46.290 9 275,5												

22/03/2024

These data/results cannot be reproduced, stored and/or transmitted in whole or in part by any manner of electronic, mechanical, photocopying, recording, broadcasting or otherwise now known or herein after developed without the previous express consent by the copyright owner, except for reproduction in daily press and regular printed publications on sale to the public within 60 days of the event related to those data/results and always provided that copyright symbol appears together as follows below.

© DORNA WSBK ORGANIZATION Srl 2024



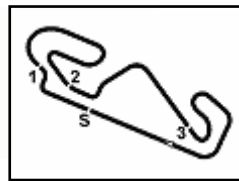
Pirelli Catalunya Round, 22 - 24 March 2024
Best Laps & Speeds

No.	Rider Bike	Nat	Best Lap		FP		SP							
			LL	SPD	LL	SPD	LL	SPD						
26	50 D. VOSTATEK Triumph Street Triple RS 765	CZE	1'46.322		1'46.926		1'46.322							
			29	279,1	15	273,4	14	279,1						
27	78 H. OKUBO Kawasaki ZX-6R	JPN	1'46.424		1'47.403		1'46.424							
			31	274,8	13	270,7	18	274,8						
28	27 K. TOBA Honda CBR600RR	JPN	1'46.429		1'48.234		1'46.429							
			34	277,6	17	272,0	17	277,6						
29	68 L. POWER MV Agusta F3 800 RR	AUS	1'46.809		1'46.809		1'47.093							
			32	276,9	17	272,0	15	276,9						
30	19 G. GIANNINI Kawasaki ZX-6R	ITA	1'46.855		1'48.176		1'46.855							
			30	276,9	13	265,4	17	276,9						
31	89 K. BIN PAWI Honda CBR600RR	MAS	1'46.880		1'48.407		1'46.880							
			33	272,0	16	263,4	17	272,0						
32	39 K. KEANKUM Yamaha YZF R6	THA	1'47.898		1'48.011		1'47.898							
			39	275,5	17	268,0	22	275,5						
33	15 E. MCMANUS Ducati Panigale V2	IRL	1'47.995		1'47.995		1'48.025							
			24	270,7	13	269,3	11	270,7						
34	3 R. DE ROSA QJMOTOR SRK 800 RR	ITA	1'48.162		1'51.062		1'48.162							
			27	257,8	9	252,9	18	257,8						

22/03/2024

These data/results cannot be reproduced, stored and/or transmitted in whole or in part by any manner of electronic, mechanical, photocopying, recording, broadcasting or otherwise now known or herein after developed without the previous express consent by the copyright owner, except for reproduction in daily press and regular printed publications on sale to the public within 60 days of the event related to those data/results and always provided that copyright symbol appears together as follows below.

© DORNA WSBK ORGANIZATION Srl 2024



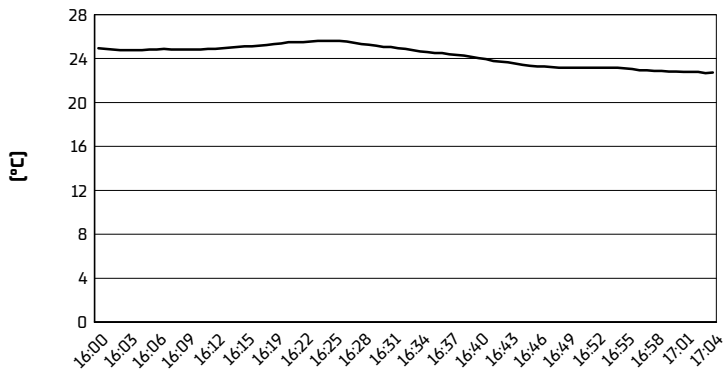
Circuit de Barcelona 4.657 m

Pirelli Catalunya Round, 22 - 24 March 2024

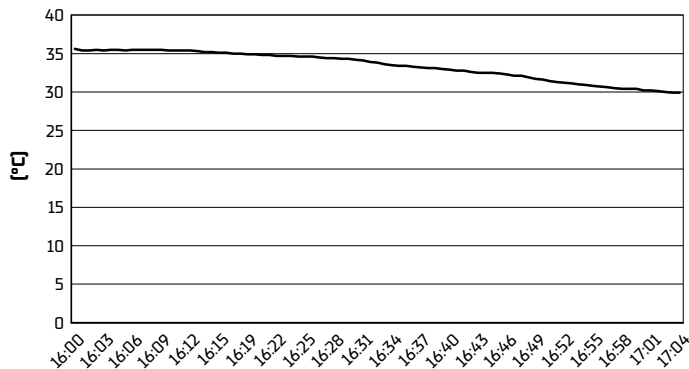
Weather Report Tissot Superpole

Session started 16:00 - Session ended 17:05

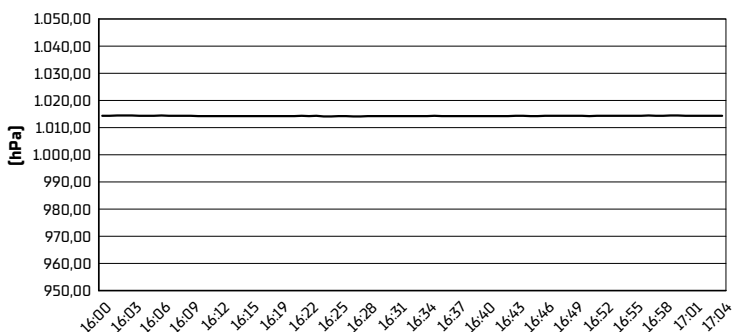
Air Temperature



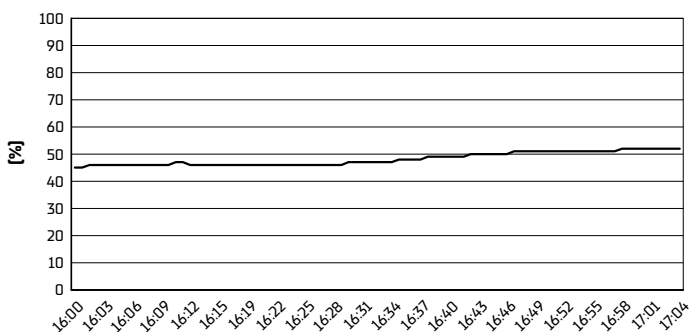
Track Temperature



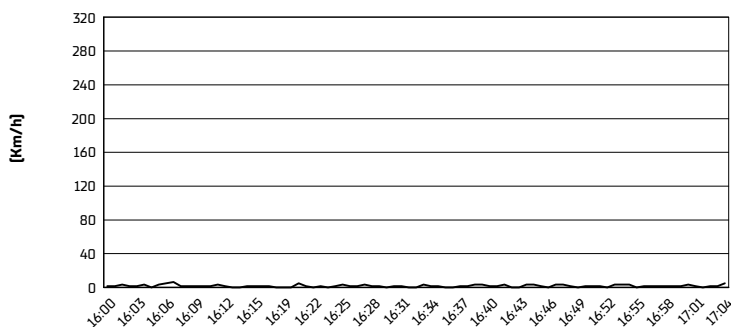
Air Pressure



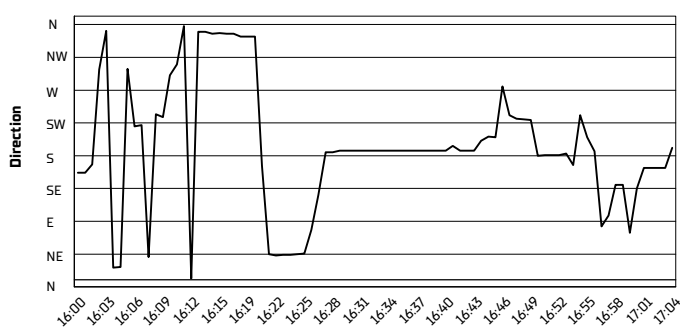
Humidity



Wind Speed



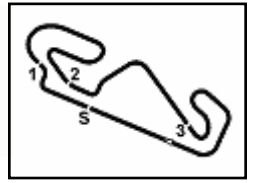
Wind Direction



22/03/2024

These data/results cannot be reproduced, stored and/or transmitted in whole or in part by any manner of electronic, mechanical, photocopying, recording, broadcasting or otherwise now known or herein after developed without the previous express consent by the copyright owner, except for reproduction in daily press and regular printed publications on sale to the public within 60 days of the event related to those data/results and always provided that copyright symbol appears together as follows below.

© DORNA WSBK ORGANIZATION Srl 2024



Pirelli Catalunya Round, 22 - 24 March 2024
Tissot Superpole Ranking

	2021	2022	2023	2024
01 Phillip Island		Caricasulo (Ita) Duc 1'37.161 (164,7 Km/h)	Manzi (Ita) Yam 1'32.814 (172,4 Km/h)	Huertas (Esp) Duc 1'31.407 (175,1 Km/h)
02 Barcelona	Gonzalez (Esp) Yam 1'44.593 (159,3 Km/h)	Aegerter (Sui) Yam 1'43.983 (160,2 Km/h)	Bulega (Ita) Duc 1'44.243 (159,8 Km/h)	Huertas (Esp) Duc 1'44.197 (159,9 Km/h)
03 Assen	Aegerter (Sui) Yam 1'37.222 (168,2 Km/h)	Aegerter (Sui) Yam 1'36.906 (168,7 Km/h)	Bulega (Ita) Duc 1'36.900 (168,7 Km/h)	
04 Misano	Aegerter (Sui) Yam 1'37.726 (149,6 Km/h)	Aegerter (Sui) Yam 1'37.173 (150,4 Km/h)	Bulega (Ita) Duc 1'36.495 (151,5 Km/h)	
05 Donington		Aegerter (Sui) Yam 1'29.961 (160,9 Km/h)	Bulega (Ita) Duc 1'29.323 (162,0 Km/h)	
06 Most	Gonzalez (Esp) Yam 1'35.213 (159,3 Km/h)	Baldassarri (Ita) Yam 1'34.952 (159,7 Km/h)	Bulega (Ita) Duc 1'34.479 (160,5 Km/h)	
07 Portimao	Cluzel (Fra) Yam 1'43.908 (159,1 Km/h)	Aegerter (Sui) Yam 1'43.065 (160,4 Km/h)	Bulega (Ita) Duc 1'42.769 (160,9 Km/h)	
08 Balaton				
09 Magny-Cours	Bernardi (Smr) Yam 1'40.330 (158,3 Km/h)	Caricasulo (Ita) Duc 1'40.565 (157,9 Km/h)	Bulega (Ita) Duc 1'40.074 (158,7 Km/h)	
10 Cremona				
11 Aragon	Cluzel (Fra) Yam 1'52.937 (161,8 Km/h)	Baldassarri (Ita) Yam 1'52.706 (162,2 Km/h)	Bulega (Ita) Duc 1'52.306 (162,7 Km/h)	
12 Jerez	Oettl (Ger) Kaw 1'41.798 (156,4 Km/h)		Bulega (Ita) Duc 1'41.823 (156,4 Km/h)	

2024

2 A. Huertas

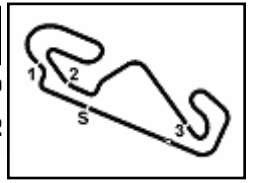
ALL TIMES

34 K. Sofuoglu	4 R. Krummenacher	2 M. van der Mark
24 J. Cluzel	4 R. Xaus	1 L. Bernardi
22 S. Charpentier	3 S. Cortese	1 K. Coghlan
17 B. Parkes	3 K. Curtain	1 C. Davies
15 K. Muggeridge	3 J. Lascorz	1 M. Fabrizio
14 F. Foret	3 I. MacPherson	1 T. Gradinger
14 S. Lowes	3 A. Pitt	1 C. Jones
12 F. Caricasulo	3 D. Salom	1 C. Kellner
11 D. Aegerter	2 L. Baldassarri	1 S. Manzi
10 N. Bulega	2 P. Bontempi	1 F. Marino
10 C. Crutchlow	2 M. Gonzalez	1 M. Meregalli
8 L. Mahias	2 V. Guareschi	1 S. Morais
7 A. Locatelli	2 A. Huertas	1 P. Oettl
6 S. Chambon	2 M. Lagrive	1 C. Perolari
6 E. Laverty	2 M. Pirro	1 P. Riba
5 P. Casoli	2 L. Scassa	1 S. Sanna
5 K. Fujiwara	2 K. Smith	1 L. Stapleford
5 P. Jacobsen	2 J. Teuchert	1 J. Vd Goorbergh
5 C. Vermeulen	2 N. Tuuli	1 J. Whitham

22/03/2024

These data/results cannot be reproduced, stored and/or transmitted in whole or in part by any manner of electronic, mechanical, photocopying, recording, broadcasting or otherwise now known or herein after developed without the previous express consent by the copyright owner, except for reproduction in daily press and regular printed publications on sale to the public within 60 days of the event related to those data/results and always provided that copyright symbol appears together as follows below.

© DORNA WSBK ORGANIZATION Srl 2024



Pirelli Catalunya Round, 22 - 24 March 2024
Tissot Superpole Award

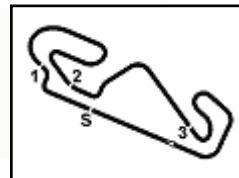
Circuit de Barcelona 4.657 m

	Points	Points From First	Points From Previous	February 25 PHILLIP ISLAND	March 24 BARCELONA	April 21 ASSEN	June 16 MISANO	July 14 DONINGTON PARK	July 21 MOST	August 11 PORTIMAO	August 25 BALATON PARK	September 8 MAGNY-COURS	September 22 CREMONA CIRCUIT	September 29 ARAGON	October 20 JEREZ				
1 HUERTAS Adrian (ESP)	24			12	12														
2 MONTELLA Yari (ITA)	13	11		9	4														
3 MANZI Stefano (ITA)	13	11	0	6	7														
4 SCHROETTER Marcel (GER)	12	12	1	7	5														
5 MAHIAS Lucas (FRA)	10	14	2	4	6														
6 ONCU Can (TUR)	9	15	1		9														
7 DEBISE Valentin (FRA)	8	16	1	5	3														
8 SOFUOGLU Bahattin (TUR)	3	21	5	3															
9 ANTONELLI Niccolo (ITA)	2	22	1		2														
10 CARICASULO Federico (ITA)	2	22	0	2															
11 NAVARRO Jorge (ESP)	2	22	0	1	1														

22/03/2024 Odd points columns: Tissot Superpole Even points columns: Tissot Superpole Race

These data/results cannot be reproduced, stored and/or transmitted in whole or in part by any manner of electronic, mechanical, photocopying, recording, broadcasting or otherwise now known or herein after developed without the previous express consent by the copyright owner, except for reproduction in daily press and regular printed publications on sale to the public within 60 days of the event related to those data/results and always provided that copyright symbol appears together as follows below.

© DORNA WSBK ORGANIZATION Srl 2024



Pirelli Catalunya Round, 22 - 24 March 2024
Provisional Starting Grid - Race 1 (18 Laps x 4,657 km = 83,826 km)

Circuit de Barcelona 4.657 m

1	1	99 HUERTAS A. Ducati 1'44.197	2	61 ONCU C. Kawasaki 1'44.471	3	62 MANZI S. Yamaha 1'44.530
2	4	94 MAHIAS L. Yamaha 1'44.806	5	23 SCHROETTER M. MV Agusta 1'44.828	6	55 MONTELLA Y. Ducati 1'44.831
3	7	53 DEBISE V. Yamaha 1'44.869	8	5 ANTONELLI N. Ducati 1'45.281	9	9 NAVARRO J. Triumph 1'45.352
4	10	64 CARICASULO F. MV Agusta 1'45.378	11	69 BOOTH-AMOS T. Triumph 1'45.419	12	17 MCPHEE J. Triumph 1'45.434
5	13	71 EDWARDS T. Ducati 1'45.569	14	22 FULIGNI F. Ducati 1'45.640	15	25 BRENNER M. Kawasaki 1'45.662
6	16	66 TUULI N. Ducati 1'45.685	17	32 BAYLISS O. Ducati 1'45.702	18	7 BALDASSARRI L. Ducati 1'45.766
7	19	54 SOFUOGLU B. MV Agusta 1'45.935	20	74 BIESIEKIRSKI P. Ducati 1'45.958	21	28 VAN STRAALEN G. Yamaha 1'45.963
8	22	48 DALLA PORTA L. Yamaha 1'46.105	23	51 SARMOON A. Yamaha 1'46.250	24	40 CORSI S. Ducati 1'46.290
9	25	50 VOSTATEK O. Triumph 1'46.322	26	78 OKUBO H. Kawasaki 1'46.424	27	27 TOBA K. Honda 1'46.429
10	28	19 GIANNINI G. Kawasaki 1'46.855	29	89 BIN PAWI K. Honda 1'46.880	30	72 RUIZ Y. Yamaha 1'46.880
11	31	68 POWER L. MV Agusta 1'47.093	32	39 KEANKUM K. Yamaha 1'47.898	33	15 MCMANUS E. Ducati 1'48.025
12	34	3 DE ROSA R. QJMOTOR 1'48.162				

22/03/2024 The Race Director

These data/results cannot be reproduced, stored and/or transmitted in whole or in part by any manner of electronic, mechanical, photocopying, recording, broadcasting or otherwise now known or herein after developed without the previous express consent by the copyright owner, except for reproduction in daily press and regular printed publications on sale to the public within 60 days of the event related to those data/results and always provided that copyright symbol appears together as follows below. @ DORNA WSBK ORGANIZATION Srl 2024