

Circuit de Barcelona 4.657 m

Pirelli Catalunya Round, 22-24 March 2024
Results Race 1

Laps 12 = 55,884 Km - Time of Race 23'19.056 - Avg. 143,799 km/h

1 / 3

Pos	Grid	No. Rider	Nat	Team	Bike	LL	Gap	Rel.	Fastest Lap	Speed			
1	11	1 J. BUIJS	NED	Freudenberg KTM-PALIGO Racing	KTM RC 390 R	12			1'55.344	213,0	1'55.893	211,8	
2	14	57 A. MAHENDRA	INA	Team BrCorse	Yamaha YZF-R3	12	0.040	0.040	1'55.019	213,4	1'56.109	207,3	
3	6	23 S. DI SORA	FRA	ARCO SASH MotoR University Team	Yamaha YZF-R3	12	0.227	0.187	1'54.933	212,2	1'55.642	210,5	
4	7	53 P. SVOBODA	CZE	Fusport-RT Motorsport by SKM-Kawasaki	Kawasaki Ninja 400	12	0.298	0.071	1'54.924	218,6	1'55.733	212,6	
5	13	7 L. VENEMAN	NED	MTM Kawasaki	Kawasaki Ninja 400	12	0.549	0.251	1'55.575	213,9	1'56.010	207,3	
6 P	9	26 M. GENNAI	ITA	MTM Kawasaki	Kawasaki Ninja 400	12	0.600	0.051	1'55.312	211,4	1'55.753	204,2	
7	20	22 M. GARCIA	ESP	KOVE Racing Team	Kove 321RR	12	0.976	0.376	1'54.764	216,9	1'56.576	210,1	
8 P	19	17 R. BIJMAN	NED	Team Flembbo-PL Performances	Kawasaki Ninja 400	12	1.000	0.024	1'54.844	217,3	1'56.507	215,6	
9	17	43 M. GAGGI	ITA	Team BrCorse	Yamaha YZF-R3	12	1.099	0.099	1'55.094	215,6	1'56.364	214,3	
10	22	4 E. CAZZANIGA	ITA	Racestar	Yamaha YZF-R3	12	1.429	0.330	1'55.431	215,1	1'56.888	209,3	
11 P	28	31 E. BARTOLINI	ITA	Yamaha Motocrossing WorldSSP300 Team	Yamaha YZF-R3	12	1.500	0.071	1'55.292	214,7	1'57.094	211,8	
12	16	38 D. SALVADOR	ESP	MS Racing	Yamaha YZF-R3	12	1.709	0.209	1'55.347	213,9	1'56.307	207,7	
13 P	10	58 I. IGLESIAS BRAVO	ESP	Fusport-RT Motorsport by SKM-Kawasaki	Kawasaki Ninja 400	12	2.970	1.261	1'55.686	209,7	1'55.774	215,1	
14	2	91 M. VANNUCCI	ITA	Pata Yamaha AG Motorsport Italia	Yamaha YZF-R3	12	10.786	7.816	1'55.551	209,7	1'55.406	209,3	
15	15	62 K. FONTAINHA	BRA	Yamaha AD78 FIM LA by MS Racing	Yamaha YZF-R3	12	21.069	10.283	1'56.304	212,6	1'56.162	208,1	
16	32	24 M. AGAZZI	ITA	MS Racing	Yamaha YZF-R3	12	21.124	0.055	1'56.551	215,6	1'57.781	203,0	
17	21	41 R. TRAGNI	ITA	Pata Yamaha AG Motorsport Italia	Yamaha YZF-R3	12	21.194	0.070	1'55.720	215,6	1'56.602	204,5	
18	30	71 I. BOLANO HERNANDEZ	ESP	DEZA-BOX 77 Racing Team	Kawasaki Ninja 400	12	21.535	0.341	1'56.361	213,9	1'57.495	206,1	
19	29	25 M. MARTELLA	ITA	Kawasaki GP Project	Kawasaki Ninja 400	12	21.656	0.121	1'56.802	211,8	1'57.177	205,7	
20	27	80 G. MANSO	BRA	Yamaha AD78 FIM LA by MS Racing	Yamaha YZF-R3	12	21.693	0.037	1'56.552	209,7	1'57.064	208,1	
21	31	29 G. ZANNINI	ITA	Team ProDina Kawasaki	Kawasaki Ninja 400	12	26.224	4.531	1'57.057	209,3	1'57.625	209,3	
22	18	77 J. OSUNA SAEZ	ESP	DEZA-BOX 77 Racing Team	Kawasaki Ninja 400	12	26.772	0.548	1'55.160	216,0	1'56.496	206,5	
23	25	11 F. NOVOTNY	CZE	Accolade Smrz Racing BGR	Kawasaki Ninja 400	12	30.592	3.820	1'57.164	206,9	1'57.016	207,3	
24	33	27 C. CLARK	USA	Accolade Smrz Racing BGR	Kawasaki Ninja 400	12	46.005	15.413	1'58.060	210,1	1'58.776	208,5	
25	24	47 F. SEABRIGHT	GBR	Kawasaki GP Project	Kawasaki Ninja 400	12	54.775	8.770	1'58.910	194,9	1'56.927	213,0	
26	23	9 E. ERCOLANI	ITA	Yamaha Motocrossing WorldSSP300 Team	Yamaha YZF-R3	9	3 Laps	3 Laps	1'56.899	209,7	1'56.893	203,4	
-----Not Classified-----													
RET	12	56 G. PRATAMA	INA	ProGP NitiRacing	Yamaha YZF-R3	11	1 Lap		1'55.621	213,9	1'55.929	216,0	
RET	3	85 K. SABATUCCI	ITA	Team Flembbo-PL Performances	Kawasaki Ninja 400	9	3 Laps		1'55.017	216,4	1'55.495	215,6	
RET	8	55 U. CALATAYUD	ESP	ARCO SASH MotoR University Team	Yamaha YZF-R3	8	4 Laps		1'54.962	209,7	1'55.744	200,0	
RET	1	88 D. MOGEDA	ESP	Team#109 Retro Traffic Kawasaki	Kawasaki Ninja 400	8	4 Laps		1'55.508	213,4	1'55.357	216,0	
RET	4	48 J. GARCIA GONZALEZ	ESP	KOVE Racing Team	Kove 321RR	2	10 Laps		1'55.306	218,6	1'55.313	214,7	
RET	5	8 B. IERACI	ITA	Team ProDina Kawasaki	Kawasaki Ninja 400	1	11 Laps				205,7	1'55.624	210,9
RET	26	66 P. TONN	GER	Freudenberg KTM-PALIGO Racing	KTM RC 390 R	0				193,2	1'57.043	210,5	

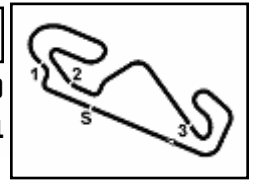
AIR	Humidity:	51%	Temp:	21°C
TRACK	Condition:	Dry	Temp:	35°C

Records	Pole [SP]	2024	J.Garcia Gonzalez	1'55.313	145,389 Km/h
	Race [RC2]	2021	A.Diaz	1'55.145	145,601 Km/h
	All Times [FP]	2024	M.Gennai	1'54.916	145,891 Km/h
	Race Fastest Lap	[New Record]	Lap 2	M.Garcia	1'54.764

Start 12:46 End 13:15 The results are provisional until the end of the time limit for protests and appeals and the completion of the technical checks.

These data/results cannot be reproduced, stored and/or transmitted in whole or in part by any manner of electronic, mechanical, photocopying, recording, broadcasting or otherwise now known or herein after developed without the previous express consent by the copyright owner, except for reproduction in daily press and regular printed publications on sale to the public within 60 days of the event related to those data/results and always provided that copyright symbol appears together as follows below.

© DORNA WSBK ORGANIZATION Srl 2024



Circuit de Barcelona 4.657 m

Pirelli Catalunya Round, 22-24 March 2024
Results Race 1

LAP LEADERS

No. Rider	From	To	Laps	Total
91 M. VANNUCCI	1	1	1	
1 J. BUIS	2	2	1	
91 M. VANNUCCI	3	4	2	
55 U. CALATAYUD	5	5	1	1
58 I. IGLESIAS BRAVO	6	6	1	
91 M. VANNUCCI	7	7	1	4
26 M. GENNAI	8	8	1	1
58 I. IGLESIAS BRAVO	9	9	1	
57 A. MAHENDRA	10	10	1	1
1 J. BUIS	11	11	1	2
58 I. IGLESIAS BRAVO	12	12	1	3

TOTAL LEADER LAPS

No. Rider	Laps
91 M. VANNUCCI	4
58 I. IGLESIAS BRAVO	3
1 J. BUIS	2
26 M. GENNAI	1
55 U. CALATAYUD	1
57 A. MAHENDRA	1

Start End The results are provisional until the end of the time limit for protests and appeals
23/03/2024 12:46 13:15 and the completion of the technical checks.

These data/results cannot be reproduced, stored and/or transmitted in whole or in part by any manner of electronic, mechanical, photocopying, recording, broadcasting or otherwise now known or herein after developed without the previous express consent by the copyright owner, except for reproduction in daily press and regular printed publications on sale to the public within 60 days of the event related to those data/results and always provided that copyright symbol appears together as follows below.

© DORNA WSBK ORGANIZATION Srl 2024

Pirelli Catalunya Round, 22-24 March 2024
Results Race 1

Race Highlights

Time	No. Rider	Description
12.30.00		Sighting Lap Started
12.42.35	23 S. DI SORA	Technical Problem - Bike moved to pitlane
12.42.45	77 J. OSUNA SAEZ	Technical Problem - Bike moved to pitlane
12.43.09		Warm Up Lap Started
12.43.48	77 J. OSUNA SAEZ	Will start the race from the back of the grid
12.44.00	23 S. DI SORA	Will start the race from the back of the grid
12.46.29		Start
12.47.36	47 F. SEABRIGHT	Crashed - Turn 5
12.47.36	66 P. TONN	Crashed - Turn 5
12.47.42	47 F. SEABRIGHT	Re-joined
12.48.10	66 P. TONN	Not Actively Competing
12.48.40	66 P. TONN	Medical Centre
12.48.56	9 E. ERCOLANI	Crashed - Turn 1
12.49.07		No Jump Starts
12.49.23	9 E. ERCOLANI	Re-joined
12.50.03	8 B. IERACI	Crashed - Turn 10
12.50.28	8 B. IERACI	Not Actively Competing
12.51.35	48 J. GARCIA GONZALEZ	Technical Problem - Turn 6
12.51.54	48 J. GARCIA GONZALEZ	Not Actively Competing
12.53.18	58 I. IGLESIAS BRAVO	Lap Cancelled [1'56.110] - Exceeded Track Limits - Turn 9
12.54.43	85 K. SABATUCCI	Lap Cancelled [1'56.162] - Exceeded Track Limits - Turn 9
12.56.49	55 U. CALATAYUD	Lap Cancelled [1'55.292] - Exceeded Track Limits - Turn 8
12.59.02	9 E. ERCOLANI	Entered Pits
12.59.16	58 I. IGLESIAS BRAVO	Lap Cancelled [1'55.199] - Exceeded Track Limits - Turn 9
13.02.18		2/3 of Race Distance Completed
13.03.08	85 K. SABATUCCI	Crashed - Turn 5
13.03.08	55 U. CALATAYUD	Crashed - Turn 5
13.03.08	88 D. MOGEDA	Crashed - Turn 5
13.03.47		Incident in turn 5 under investigation
13.03.54	85 K. SABATUCCI	Re-joined
13.04.01	88 D. MOGEDA	Not Actively Competing
13.04.04	55 U. CALATAYUD	Not Actively Competing
13.04.11	9 E. ERCOLANI	Exited Pits
13.04.56		Incident in turn 5 - no further action
13.05.43	85 K. SABATUCCI	Stop - Technical Problem
13.06.23	85 K. SABATUCCI	Not Actively Competing
13.08.36	1 J. BUIS	Lap Cancelled [1'56.345] - Exceeded Track Limits - Turn 8
13.08.36	85 K. SABATUCCI	Exited Pits
13.09.02	56 G. PRATAMA	Crashed - Turn 5
13.09.07	91 M. VANNUCCI	On the Gravel - Re-Joined - Turn 5
13.09.21	56 G. PRATAMA	Not Actively Competing
13.09.30	77 J. OSUNA SAEZ	Crashed - Turn 10
13.09.45	77 J. OSUNA SAEZ	Re-joined
13.10.14		Incident in turn 5 under investigation
13.11.10		Podium Confirmed
13.15.14		End Of Session
13.27.21	58 I. IGLESIAS BRAVO	Penalized with 3 seconds (unable to complete LLP)
13.28.16	31 E. BARTOLINI	Penalized to drop 1 position - Track Limits on last lap T9
13.28.38	17 R. BIJMAN	Penalized to drop 1 position - Track Limits on last lap T9
13.29.03	26 M. GENNAI	Penalized to drop 1 position - Irresponsible Riding
13.29.14		RESULTS CONFIRMED

Start End The results are provisional until the end of the time limit for protests and appeals and the completion of the technical checks.

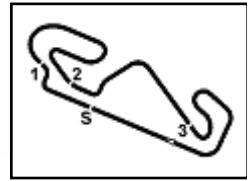
23/03/2024

12:46

13:15

These data/results cannot be reproduced, stored and/or transmitted in whole or in part by any manner of electronic, mechanical, photocopying, recording, broadcasting or otherwise now known or herein after developed without the previous express consent by the copyright owner, except for reproduction in daily press and regular printed publications on sale to the public within 60 days of the event related to those data/results and always provided that copyright symbol appears together as follows below.

© DORNA WSBK ORGANIZATION Srl 2024



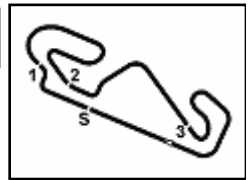
Circuit de Barcelona 4.657 m

Pirelli Catalunya Round, 22-24 March 2024
Riders Standings

	Points	Points From First	Points From Previous	March 24 BARCELONA	April 21 ASSEN	June 16 MISANO	July 21 MOST	August 11 PORTIMAO	September 8 MAGNY-COURS	September 29 ARAGON	October 20 JEREZ									
1 BUIS Jeffrey (NED)	25			25																
2 MAHENDRA Aldi Satya (INA)	20	5		20																
3 DI SORA Samuel (FRA)	16	9	4	16																
4 SVOBODA Petr (CZE)	13	12	3	13																
5 VENEMAN Loris (NED)	11	14	2	11																
6 GENNAI Mirko (ITA)	10	15	1	10																
7 GARCIA Marc (ESP)	9	16	1	9																
8 BIJMAN Ruben (NED)	8	17	1	8																
9 GAGGI Marco (ITA)	7	18	1	7																
10 CAZZANIGA Emanuele (ITA)	6	19	1	6																
11 BARTOLINI Elia (ITA)	5	20	1	5																
12 SALVADOR David (ESP)	4	21	1	4																
13 IGLESIAS BRAVO Inigo (ESP)	3	22	1	3																
14 VANNUCCI Matteo (ITA)	2	23	1	2																
15 FONTAINHA Kevin (BRA)	1	24	1	1																

23/03/2024 First Line: Championship Standings - Second Line: Ranking Progression
 These data/results cannot be reproduced, stored and/or transmitted in whole or in part by any manner of electronic, mechanical, photocopying, recording, broadcasting or otherwise now known or herein after developed without the previous express consent by the copyright owner, except for reproduction in daily press and regular printed publications on sale to the public within 60 days of the event related to those data/results and always provided that copyright symbol appears together as follows below.
 © DORNA WSBK ORGANIZATION Srl 2024





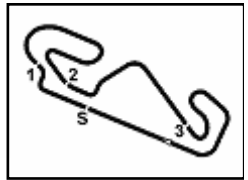
Circuit de Barcelona 4.657 m

Pirelli Catalunya Round, 22-24 March 2024
Manufacturers Standings

	Points	Points From First	Points From Previous	March 24 BARCELONA	April 21 ASSEN	June 16 MISANO	July 21 MOST	August 11 PORTIMAO	September 8 MAGNY-COURS	September 29 ARAGON	October 20 JEREZ							
1 KTM	25			25 1														
2 YAMAHA	20	5		20 2														
3 KAWASAKI	13	12	7	13 3														
4 KOVE	9	16	4	9 4														

23/03/2024 First Line: Championship Standings - Second Line: Ranking Progression
 These data/results cannot be reproduced, stored and/or transmitted in whole or in part by any manner of electronic, mechanical, photocopying, recording, broadcasting or otherwise now known or herein after developed without the previous express consent by the copyright owner, except for reproduction in daily press and regular printed publications on sale to the public within 60 days of the event related to those data/results and always provided that copyright symbol appears together as follows below.
 © DORNA WSBK ORGANIZATION Srl 2024





Circuit de Barcelona 4.657 m

Pirelli Catalunya Round, 22-24 March 2024
Teams Standings

	March 24 BARCELONA	April 21 ASSEN	June 16 MISANO	July 21 MOST	August 11 PORTIMAO	September 8 MAGNY-COURS	September 29 ARAGON	October 20 JEREZ	
1 Team BrCorse	27								
MAHENDRA Aldi Satya	20	20							
GAGGI Marco	7	7							
2 Freudenberg KTM-PALIGO Racing	25 [-2]								
BUIS Jeffrey	25	25							
3 MTM Kawasaki	21 [-6]								
VENEMAN Loris	11	11							
GENNAI Mirko	10	10							
4 Fuspport-RT Motorsport by SKM-Kawasaki	16 [-11]								
SVOBODA Petr	13	13							
IGLESIAS BRAVO Inigo	3	3							
5 ARCO SASH MotoR University Team	16 [-11]								
DI SORA Samuel	16	16							
6 KOVE Racing Team	9 [-18]								
GARCIA Marc	9	9							
7 Team Flembbo-PL Performances	8 [-19]								
BIJMAN Ruben	8	8							
8 Racestar	6 [-21]								
CAZZANIGA Emanuele	6	6							
9 Yamaha Motoxrcing WorldSSP300 Team	5 [-22]								
BARTOLINI Elia	5	5							
10 MS Racing	4 [-23]								
SALVADOR David	4	4							
11 Pata Yamaha AG Motorsport Italia	2 [-25]								
VANNUCCI Matteo	2	2							
12 Yamaha AD78 FIM LA by MS Racing	1 [-26]								
FONTAINHA Kevin	1	1							

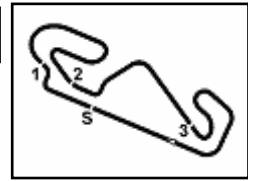
23/03/2024

These data/results cannot be reproduced, stored and/or transmitted in whole or in part by any manner of electronic, mechanical, photocopying, recording, broadcasting or otherwise now known or herein after developed without the previous express consent by the copyright owner, except for reproduction in daily press and regular printed publications on sale to the public within 60 days of the event related to those data/results and always provided that copyright symbol appears together as follows below.

© DORNA WSBK ORGANIZATION Srl 2024

FICR PERUGIA TIMING





Circuit de Barcelona 4.657 m

Pirelli Catalunya Round, 22-24 March 2024
Pirelli Best Lap Award

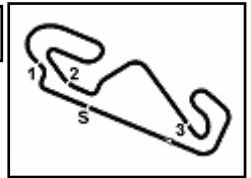
	Points	Points From First	Points From Previous	March 24 BARCELONA	April 21 ASSEN	June 16 MISANO	July 21 MOST	August 11 PORTIMAO	September 8 MAGNY-COURS	September 29 ARAGON	October 20 JEREZ						
1 GARCIA Marc (ESP)	1			1													

23/03/2024

First Line: Championship Standings - Second Line: Ranking Progression

These data/results cannot be reproduced, stored and/or transmitted in whole or in part by any manner of electronic, mechanical, photocopying, recording, broadcasting or otherwise now known or herein after developed without the previous express consent by the copyright owner, except for reproduction in daily press and regular printed publications on sale to the public within 60 days of the event related to those data/results and always provided that copyright symbol appears together as follows below.

© DORNA WSBK ORGANIZATION Srl 2024



Circuit de Barcelona 4.657 m

Pirelli Catalunya Round, 22-24 March 2024
Best Sectors & Speed Race 1

RESULTS			
1	1 J. BUIS	KTM RC 390 R	Laps 12
2	57 A. MAHENDRA	Yamaha YZF-R3	0.040
3	23 S. DI SORA	Yamaha YZF-R3	0.227
4	53 P. SVOBODA	Kawasaki Ninja 400	0.298
5	7 L. VENEMAN	Kawasaki Ninja 400	0.549
6	26 M. GENNAI	Kawasaki Ninja 400	0.600
7	22 M. GARCIA	Kove 321RR	0.976
8	17 R. BLJMAN	Kawasaki Ninja 400	1.000
9	43 M. GAGGI	Yamaha YZF-R3	1.099
10	4 E. CAZZANIGA	Yamaha YZF-R3	1.429
11	31 E. BARTOLINI	Yamaha YZF-R3	1.500
12	38 D. SALVADOR	Yamaha YZF-R3	1.709
13	58 I. IGLESIAS BRAVO	Kawasaki Ninja 400	2.970
14	91 M. VANNUCCI	Yamaha YZF-R3	10.786
15	62 K. FONTAINHA	Yamaha YZF-R3	21.069
16	24 M. AGAZZI	Yamaha YZF-R3	21.124
17	41 R. TRAGNI	Yamaha YZF-R3	21.194
18	71 I. BOLANO HERNANDEZ	Kawasaki Ninja 400	21.535
19	25 M. MARTELLA	Kawasaki Ninja 400	21.656
20	80 G. MANSO	Yamaha YZF-R3	21.693
21	29 G. ZANNINI	Kawasaki Ninja 400	26.224
22	77 J. OSUNA SAEZ	Kawasaki Ninja 400	26.772
23	11 F. NOVOTNY	Kawasaki Ninja 400	30.592
24	27 C. CLARK	Kawasaki Ninja 400	46.005
25	47 F. SEABRIGHT	Kawasaki Ninja 400	54.775
26	9 E. ERCOLANI	Yamaha YZF-R3	3 Laps
RET	56 G. PRATAMA	Yamaha YZF-R3	1 Lap
RET	85 K. SABATUCCI	Kawasaki Ninja 400	3 Laps
RET	55 U. CALATAYUD	Yamaha YZF-R3	4 Laps
RET	88 D. MOGEDA	Kawasaki Ninja 400	4 Laps
RET	48 J. GARCIA GONZALEZ	Kove 321RR	10 Laps
RET	8 B. IERACI	Kawasaki Ninja 400	11 Laps
RET	66 P. TONN	KTM RC 390 R	

SPEED			
1	53 P. SVOBODA	Kawasaki Ninja 400	218,6
2	48 J. GARCIA GONZALEZ	Kove 321RR	218,6
3	17 R. BLJMAN	Kawasaki Ninja 400	217,3
4	22 M. GARCIA	Kove 321RR	216,9
5	85 K. SABATUCCI	Kawasaki Ninja 400	216,4
6	77 J. OSUNA SAEZ	Kawasaki Ninja 400	216,0
7	41 R. TRAGNI	Yamaha YZF-R3	215,6
8	43 M. GAGGI	Yamaha YZF-R3	215,6
9	24 M. AGAZZI	Yamaha YZF-R3	215,6
10	4 E. CAZZANIGA	Yamaha YZF-R3	215,1
11	31 E. BARTOLINI	Yamaha YZF-R3	214,7
12	71 I. BOLANO HERNANDEZ	Kawasaki Ninja 400	213,9
13	56 G. PRATAMA	Yamaha YZF-R3	213,9
14	38 D. SALVADOR	Yamaha YZF-R3	213,9
15	7 L. VENEMAN	Kawasaki Ninja 400	213,9
16	57 A. MAHENDRA	Yamaha YZF-R3	213,4
17	88 D. MOGEDA	Kawasaki Ninja 400	213,4
18	1 J. BUIS	KTM RC 390 R	213,0
19	62 K. FONTAINHA	Yamaha YZF-R3	212,6
20	23 S. DI SORA	Yamaha YZF-R3	212,2
21	25 M. MARTELLA	Kawasaki Ninja 400	211,8
22	26 M. GENNAI	Kawasaki Ninja 400	211,4
23	27 C. CLARK	Kawasaki Ninja 400	210,1
24	55 U. CALATAYUD	Yamaha YZF-R3	209,7
25	58 I. IGLESIAS BRAVO	Kawasaki Ninja 400	209,7
26	91 M. VANNUCCI	Yamaha YZF-R3	209,7
27	9 E. ERCOLANI	Yamaha YZF-R3	209,7
28	80 G. MANSO	Yamaha YZF-R3	209,7
29	29 G. ZANNINI	Kawasaki Ninja 400	209,3
30	11 F. NOVOTNY	Kawasaki Ninja 400	206,9
31	8 B. IERACI	Kawasaki Ninja 400	205,7
32	47 F. SEABRIGHT	Kawasaki Ninja 400	194,9
33	66 P. TONN	KTM RC 390 R	193,2

SEG. 1	
1	53 P. SVOBODA 20.816
2	26 M. GENNAI 20.901
3	22 M. GARCIA 20.915
4	85 K. SABATUCCI 20.917
5	56 G. PRATAMA 20.945
6	57 A. MAHENDRA 20.997
7	91 M. VANNUCCI 21.021
8	23 S. DI SORA 21.040
9	31 E. BARTOLINI 21.054
10	1 J. BUIS 21.054
11	88 D. MOGEDA 21.055
12	77 J. OSUNA SAEZ 21.061
13	7 L. VENEMAN 21.087
14	48 J. GARCIA GONZALEZ 21.094
15	58 I. IGLESIAS BRAVO 21.106
16	43 M. GAGGI 21.113
17	4 E. CAZZANIGA 21.125
18	38 D. SALVADOR 21.168
19	17 R. BLJMAN 21.196
20	55 U. CALATAYUD 21.204
21	8 B. IERACI 21.210
22	41 R. TRAGNI 21.264
23	62 K. FONTAINHA 21.313
24	24 M. AGAZZI 21.444
25	29 G. ZANNINI 21.477
26	71 I. BOLANO HERNANDEZ 21.478
27	80 G. MANSO 21.518
28	25 M. MARTELLA 21.550
29	27 C. CLARK 21.636
30	11 F. NOVOTNY 21.638
31	9 E. ERCOLANI 21.714
32	47 F. SEABRIGHT 22.035
33	66 P. TONN 24.951

SEG. 2	
1	57 A. MAHENDRA 35.256
2	55 U. CALATAYUD 35.281
3	48 J. GARCIA GONZALEZ 35.330
4	22 M. GARCIA 35.332
5	53 P. SVOBODA 35.421
6	43 M. GAGGI 35.438
7	88 D. MOGEDA 35.460
8	85 K. SABATUCCI 35.466
9	23 S. DI SORA 35.471
10	26 M. GENNAI 35.495
11	56 G. PRATAMA 35.499
12	1 J. BUIS 35.504
13	91 M. VANNUCCI 35.505
14	58 I. IGLESIAS BRAVO 35.515
15	31 E. BARTOLINI 35.518
16	4 E. CAZZANIGA 35.543
17	17 R. BLJMAN 35.547
18	77 J. OSUNA SAEZ 35.551
19	7 L. VENEMAN 35.580
20	41 R. TRAGNI 35.676
21	80 G. MANSO 35.704
22	38 D. SALVADOR 35.720
23	9 E. ERCOLANI 35.793
24	8 B. IERACI 35.804
25	71 I. BOLANO HERNANDEZ 35.883
26	24 M. AGAZZI 35.910
27	62 K. FONTAINHA 35.937
28	25 M. MARTELLA 35.991
29	29 G. ZANNINI 36.049
30	11 F. NOVOTNY 36.193
31	27 C. CLARK 36.442
32	47 F. SEABRIGHT 36.519

SEG. 3	
1	91 M. VANNUCCI 24.047
2	57 A. MAHENDRA 24.098
3	38 D. SALVADOR 24.108
4	26 M. GENNAI 24.110
5	7 L. VENEMAN 24.152
6	23 S. DI SORA 24.188
7	77 J. OSUNA SAEZ 24.201
8	17 R. BLJMAN 24.217
9	1 J. BUIS 24.219
10	58 I. IGLESIAS BRAVO 24.221
11	88 D. MOGEDA 24.236
12	85 K. SABATUCCI 24.248
13	22 M. GARCIA 24.260
14	43 M. GAGGI 24.279
15	55 U. CALATAYUD 24.279
16	31 E. BARTOLINI 24.295
17	4 E. CAZZANIGA 24.296
18	56 G. PRATAMA 24.308
19	53 P. SVOBODA 24.353
20	8 B. IERACI 24.355
21	41 R. TRAGNI 24.394
22	71 I. BOLANO HERNANDEZ 24.402
23	80 G. MANSO 24.468
24	62 K. FONTAINHA 24.518
25	24 M. AGAZZI 24.531
26	25 M. MARTELLA 24.618
27	48 J. GARCIA GONZALEZ 24.661
28	29 G. ZANNINI 24.689
29	9 E. ERCOLANI 24.700
30	11 F. NOVOTNY 24.702
31	27 C. CLARK 24.972
32	47 F. SEABRIGHT 25.148

SEG. 4	
1	55 U. CALATAYUD 33.739
2	48 J. GARCIA GONZALEZ 33.741
3	17 R. BLJMAN 33.757
4	53 P. SVOBODA 33.769
5	23 S. DI SORA 33.830
6	85 K. SABATUCCI 33.845
7	91 M. VANNUCCI 33.896
8	56 G. PRATAMA 33.902
9	58 I. IGLESIAS BRAVO 33.916
10	1 J. BUIS 33.952
11	8 B. IERACI 33.994
12	43 M. GAGGI 33.997
13	7 L. VENEMAN 34.006
14	57 A. MAHENDRA 34.010
15	88 D. MOGEDA 34.037
16	26 M. GENNAI 34.043
17	38 D. SALVADOR 34.091
18	77 J. OSUNA SAEZ 34.106
19	31 E. BARTOLINI 34.197
20	22 M. GARCIA 34.257
21	41 R. TRAGNI 34.293
22	4 E. CAZZANIGA 34.337
23	62 K. FONTAINHA 34.340
24	80 G. MANSO 34.357
25	24 M. AGAZZI 34.451
26	9 E. ERCOLANI 34.454
27	25 M. MARTELLA 34.469
28	71 I. BOLANO HERNANDEZ 34.511
29	29 G. ZANNINI 34.535
30	11 F. NOVOTNY 34.598
31	27 C. CLARK 34.858
32	47 F. SEABRIGHT 34.953

23/03/2024

These data/results cannot be reproduced, stored and/or transmitted in whole or in part by any manner of electronic, mechanical, photocopying, recording, broadcasting or otherwise now known or herein after developed without the previous express consent by the copyright owner, except for reproduction in daily press and regular printed publications on sale to the public within 60 days of the event related to those data/results and always provided that copyright symbol appears together as follows below.

© DORNA WSBK ORGANIZATION Srl 2024

Pirelli Catalunya Round, 22-24 March 2024
Lap Chart Race 1

1 / 4

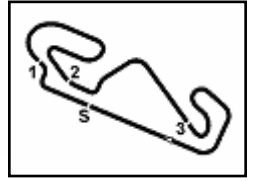
	Lap											
	1	2	3	4	5	6	7	8	9	10	11	12
1	91	1	91	91	55	58	91	26	58	57	1	58
2	58	58	1	53	58	85	26	57	91	53	77	1
3	8	55	58	85	22	26	58	55	26	58	7	57
4	1	91	55	57	91	55	55	91	56	91	26	23
5	88	53	26	26	57	91	88	88	7	7	57	53
6	26	26	88	88	88	56	57	58	57	77	58	26
7	85	88	85	55	26	57	56	56	53	1	91	7
8	53	7	53	58	85	88	85	53	77	17	56	17
9	55	85	57	56	56	22	22	85	22	56	23	22
10	7	22	22	22	43	53	77	22	17	26	53	43
11	56	57	7	1	7	77	53	17	1	31	17	31
12	48	48	56	17	17	17	17	77	31	22	31	4
13	57	56	43	7	77	31	43	7	43	23	4	38
14	22	43	17	77	53	1	1	1	23	43	22	91
15	43	17	77	38	31	7	7	23	38	4	38	62
16	38	31	38	43	38	43	31	31	4	38	43	24
17	17	38	31	31	1	38	23	43	41	41	25	41
18	31	77	4	23	23	4	38	38	24	80	41	71
19	77	4	23	4	4	23	4	4	25	24	71	25
20	4	23	41	62	62	24	25	41	80	62	24	80
21	9	41	62	24	80	80	41	25	62	71	80	29
22	62	62	71	71	24	71	62	24	71	25	62	77
23	24	24	24	41	41	62	71	62	29	29	29	11
24	23	71	80	80	71	41	24	71	11	11	11	27
25	71	80	25	25	25	25	29	80	27	27	27	47
26	41	29	29	29	29	29	80	29	47	47	47	
27	29	25	11	11	11	11	11	11	85			
28	25	11	27	27	27	27	27	27	9			
29	80	27	47	47	47	47	47	47				
30	11	47	9	9	9	9	9	9				
31	27	9										
32	47											

Final Result		
1	1 J. BUIS	Laps 12
2	57 A. MAHENDRA	0.040
3	23 S. DI SORA	0.227
4	53 P. SVOBODA	0.298
5	7 L. VENEMAN	0.549
6	26 M. GENNAI (P)	0.600
7	22 M. GARCIA	0.976
8	17 R. BUJMAN (P)	1.000
9	43 M. GAGGI	1.099
10	4 E. CAZZANIGA	1.429
11	31 E. BARTOLINI (P)	1.500
12	38 D. SALVADOR	1.709
13	58 I. IGLESIAS BRAVO (P)	2.970
14	91 M. VANNUCCI	10.786
15	62 K. FONTAINHA	21.069
16	24 M. AGAZZI	21.124
17	41 R. TRAGNI	21.194
18	71 I. BOLANO HERNANDE	21.535
19	25 M. MARTELLA	21.656
20	80 G. MANSO	21.693
21	29 G. ZANNINI	26.224
22	77 J. OSUNA SAEZ	26.772
23	11 F. NOVOTNY	30.592
24	27 C. CLARK	46.005
25	47 F. SEABRIGHT	54.775
26	9 E. ERCOLANI	3 Laps
RET	56 G. PRATAMA	1 Lap
RET	85 K. SABATUCCI	3 Laps
RET	55 U. CALATAYUD	4 Laps
RET	88 D. MOGEDA	4 Laps
RET	48 J. GARCIA GONZALEZ	10 Laps
RET	8 B. IERACI	11 Laps
RET	66 P. TONN	

23/03/2024

These data/results cannot be reproduced, stored and/or transmitted in whole or in part by any manner of electronic, mechanical, photocopying, recording, broadcasting or otherwise now known or herein after developed without the previous express consent by the copyright owner, except for reproduction in daily press and regular printed publications on sale to the public within 60 days of the event related to those data/results and always provided that copyright symbol appears together as follows below.

© DORNA WSBK ORGANIZATION Srl 2024



Circuit de Barcelona 4.657 m

Pirelli Catalunya Round, 22-24 March 2024
Lap Chart Race 1

2 / 4

Lap 1

1	91 M.Vannucci	1'57.813
2	58 I.Iglesias Bravo	0.098
3	8 B.Ileraci	0.240
4	1 J.Buis	0.280
5	88 D.Mogeda	0.555
6	26 M.Gennai	0.615
7	85 K.Sabatucci	0.666
8	53 P.Svoboda	0.795
9	55 U.Calatayud	0.898
10	7 L.Veneman	1.297
11	56 G.Pratama	1.603
12	48 J.Garcia Gonzalez	2.001
13	57 A.Mahendra	2.255
14	22 M.Garcia	2.463
15	43 M.Gaggi	2.773
16	38 D.Salvador	3.022
17	17 R.Bijman	3.080
18	31 E.Bartolini	3.132
19	77 J.Osuna Saez	3.343
20	4 E.Cazzaniga	3.502
21	9 E.Ercolani	3.789
22	62 K.Fontainha	3.979
23	24 M.Agazzi	4.122
24	23 S.Di Sora	4.292
25	71 I.Bolano Hernandez	4.439
26	41 R.Tragni	4.529
27	29 G.Zannini	5.062
28	25 M.Martella	5.161
29	80 G.Manso	5.231
30	11 F.Novotny	5.623
31	27 C.Clark	5.841
32	47 F.Seabright	17.883

6	88 D.Mogeda	0.388
7	85 K.Sabatucci	0.481
8	53 P.Svoboda	0.541
9	57 A.Mahendra	0.573
10	22 M.Garcia	1.019
11	7 L.Veneman	1.087
12	56 G.Pratama	1.125
13	43 M.Gaggi	1.419
14	17 R.Bijman	1.601
15	77 J.Osuna Saez	1.908
16	38 D.Salvador	1.963
17	31 E.Bartolini	2.010
18	4 E.Cazzaniga	2.529
19	23 S.Di Sora	2.674
20	41 R.Tragni	5.142
21	62 K.Fontainha	5.402
22	71 I.Bolano Hernandez	5.405
23	24 M.Agazzi	5.663
24	80 G.Manso	7.122
25	25 M.Martella	7.560
26	29 G.Zannini	7.973
27	11 F.Novotny	8.370
28	27 C.Clark	10.842
29	47 F.Seabright	28.358
30	9 E.Ercolani	53.319

15	31 E.Bartolini	2.713
16	38 D.Salvador	2.792
17	1 J.Buis	2.911
18	23 S.Di Sora	3.106
19	4 E.Cazzaniga	3.279
20	62 K.Fontainha	8.695
21	80 G.Manso	8.810
22	24 M.Agazzi	8.862
23	41 R.Tragni	8.907
24	71 I.Bolano Hernandez	9.227
25	25 M.Martella	9.735
26	29 G.Zannini	9.784
27	11 F.Novotny	11.689
28	27 C.Clark	18.479
29	47 F.Seabright	38.125
30	9 E.Ercolani	56.453

24	24 M.Agazzi	14.515
25	29 G.Zannini	14.550
26	80 G.Manso	14.559
27	11 F.Novotny	18.082
28	27 C.Clark	27.053
29	47 F.Seabright	44.135
30	9 E.Ercolani	

Lap 8

1	26 M.Gennai	15'31.122
2	57 A.Mahendra	0.191
3	55 U.Calatayud	0.217
4	91 M.Vannucci	0.442
5	88 D.Mogeda	0.591
6	58 I.Iglesias Bravo	0.686
7	56 G.Pratama	0.759
8	53 P.Svoboda	0.973
9	85 K.Sabatucci	1.160
10	22 M.Garcia	1.201
11	17 R.Bijman	1.312
12	77 J.Osuna Saez	1.362
13	7 L.Veneman	1.433
14	1 J.Buis	1.535
15	23 S.Di Sora	1.657
16	31 E.Bartolini	1.726
17	43 M.Gaggi	2.111
18	38 D.Salvador	2.213
19	4 E.Cazzaniga	2.443
20	41 R.Tragni	14.436
21	25 M.Martella	14.942
22	24 M.Agazzi	14.957
23	62 K.Fontainha	15.300
24	71 I.Bolano Hernandez	15.541
25	80 G.Manso	15.608
26	29 G.Zannini	17.644
27	11 F.Novotny	20.135
28	27 C.Clark	30.414
29	47 F.Seabright	46.018
30	9 E.Ercolani	

Lap 2

1	1 J.Buis	3'53.584
2	58 I.Iglesias Bravo	0.013
3	55 U.Calatayud	0.089
4	91 M.Vannucci	0.149
5	53 P.Svoboda	0.769
6	26 M.Gennai	0.781
7	88 D.Mogeda	0.949
8	7 L.Veneman	1.101
9	85 K.Sabatucci	1.179
10	22 M.Garcia	1.456
11	57 A.Mahendra	1.503
12	48 J.Garcia Gonzalez	1.536
13	56 G.Pratama	1.573
14	43 M.Gaggi	2.096
15	17 R.Bijman	2.153
16	31 E.Bartolini	2.653
17	38 D.Salvador	2.685
18	77 J.Osuna Saez	2.739
19	4 E.Cazzaniga	3.162
20	23 S.Di Sora	3.454
21	41 R.Tragni	4.478
22	62 K.Fontainha	4.512
23	24 M.Agazzi	4.902
24	71 I.Bolano Hernandez	5.029
25	80 G.Manso	6.639
26	29 G.Zannini	6.724
27	25 M.Martella	6.827
28	11 F.Novotny	7.016
29	27 C.Clark	8.130
30	47 F.Seabright	22.645
31	9 E.Ercolani	51.291

Lap 4

1	91 M.Vannucci	7'46.272
2	53 P.Svoboda	0.003
3	85 K.Sabatucci	0.024
4	57 A.Mahendra	0.175
5	26 M.Gennai	0.240
6	88 D.Mogeda	0.419
7	55 U.Calatayud	0.465
8	58 I.Iglesias Bravo	0.667
9	56 G.Pratama	0.679
10	22 M.Garcia	0.908
11	1 J.Buis	1.061
12	17 R.Bijman	1.186
13	7 L.Veneman	1.326
14	77 J.Osuna Saez	1.478
15	38 D.Salvador	1.606
16	43 M.Gaggi	1.790
17	31 E.Bartolini	1.938
18	23 S.Di Sora	2.073
19	4 E.Cazzaniga	2.157
20	62 K.Fontainha	6.596
21	24 M.Agazzi	6.833
22	71 I.Bolano Hernandez	6.868
23	41 R.Tragni	7.016
24	80 G.Manso	7.063
25	25 M.Martella	8.338
26	29 G.Zannini	8.411
27	11 F.Novotny	9.195
28	27 C.Clark	13.709
29	47 F.Seabright	34.581
30	9 E.Ercolani	54.465

Lap 6

1	58 I.Iglesias Bravo	11'38.034
2	85 K.Sabatucci	0.047
3	26 M.Gennai	0.187
4	55 U.Calatayud	0.246
5	91 M.Vannucci	0.510
6	56 G.Pratama	0.716
7	57 A.Mahendra	0.737
8	88 D.Mogeda	0.775
9	22 M.Garcia	1.006
10	53 P.Svoboda	1.524
11	77 J.Osuna Saez	1.631
12	17 R.Bijman	1.764
13	31 E.Bartolini	2.195
14	1 J.Buis	2.250
15	7 L.Veneman	2.367
16	43 M.Gaggi	2.531
17	38 D.Salvador	3.026
18	4 E.Cazzaniga	3.040
19	23 S.Di Sora	3.146
20	24 M.Agazzi	11.127
21	80 G.Manso	11.161
22	71 I.Bolano Hernandez	11.220
23	62 K.Fontainha	11.310
24	41 R.Tragni	11.424
25	25 M.Martella	11.608
26	29 G.Zannini	11.826
27	11 F.Novotny	14.767
28	27 C.Clark	22.920
29	47 F.Seabright	41.152
30	9 E.Ercolani	1'15.620

Lap 9

1	58 I.Iglesias Bravo	17'28.126
2	91 M.Vannucci	0.143
3	26 M.Gennai	0.214
4	56 G.Pratama	0.267
5	7 L.Veneman	0.503
6	57 A.Mahendra	0.562
7	53 P.Svoboda	0.680
8	77 J.Osuna Saez	0.774
9	22 M.Garcia	0.866
10	17 R.Bijman	1.018
11	1 J.Buis	1.132
12	31 E.Bartolini	1.367
13	43 M.Gaggi	1.466
14	23 S.Di Sora	1.598
15	38 D.Salvador	1.656
16	4 E.Cazzaniga	1.811
17	41 R.Tragni	15.914
18	24 M.Agazzi	16.035
19	25 M.Martella	16.119
20	80 G.Manso	16.224
21	62 K.Fontainha	16.281
22	71 I.Bolano Hernandez	16.463
23	29 G.Zannini	19.972
24	11 F.Novotny	22.627
25	27 C.Clark	34.023
26	47 F.Seabright	48.322
27	85 K.Sabatucci	59.989
28	9 E.Ercolani	

Lap 3

1	91 M.Vannucci	5'49.653
2	1 J.Buis	0.016
3	58 I.Iglesias Bravo	0.054
4	55 U.Calatayud	0.142
5	26 M.Gennai	0.269

Lap 5

1	55 U.Calatayud	9'42.029
2	58 I.Iglesias Bravo	0.109
3	22 M.Garcia	0.643
4	91 M.Vannucci	0.691
5	57 A.Mahendra	0.697
6	88 D.Mogeda	0.815
7	26 M.Gennai	0.880
8	85 K.Sabatucci	1.035
9	56 G.Pratama	1.042
10	43 M.Gaggi	2.303
11	7 L.Veneman	2.345
12	17 R.Bijman	2.430
13	77 J.Osuna Saez	2.476
14	53 P.Svoboda	2.605

Lap 7

1	91 M.Vannucci	13'34.095
2	26 M.Gennai	0.295
3	58 I.Iglesias Bravo	0.376
4	55 U.Calatayud	0.445
5	88 D.Mogeda	0.607
6	57 A.Mahendra	0.622
7	56 G.Pratama	0.750
8	85 K.Sabatucci	0.942
9	22 M.Garcia	1.138
10	77 J.Osuna Saez	1.274
11	53 P.Svoboda	1.351
12	17 R.Bijman	1.486
13	43 M.Gaggi	2.511
14	1 J.Buis	2.643
15	7 L.Veneman	2.689
16	31 E.Bartolini	2.726
17	23 S.Di Sora	2.915
18	38 D.Salvador	3.065
19	4 E.Cazzaniga	3.352
20	25 M.Martella	13.897
21	41 R.Tragni	14.124
22	62 K.Fontainha	14.436
23	71 I.Bolano Hernandez	14.514

Lap 10

1	57 A.Mahendra	19'24.733
2	53 P.Svoboda	0.420

23/03/2024

These data/results cannot be reproduced, stored and/or transmitted in whole or in part by any manner of electronic, mechanical, photocopying, recording, broadcasting or otherwise now known or herein after developed without the previous express consent by the copyright owner, except for reproduction in daily press and regular printed publications on sale to the public within 60 days of the event related to those data/results and always provided that copyright symbol appears together as follows below.

© DORNA WSBK ORGANIZATION Srl 2024

Pirelli Catalunya Round, 22-24 March 2024
Lap Chart Race 1

3	58	I.Iglesias Bravo	0.540	20	80	G.Manso	21.723
4	91	M.Vannucci	0.604	21	29	G.Zannini	26.254
5	7	L.Veneman	0.733	22	77	J.Osuna Saez	26.802
6	77	J.Osuna Saez	0.828	23	11	F.Novotny	30.622
7	1	J.Buis	0.990	24	27	C.Clark	46.035
8	17	R.Bijman	1.045	25	47	F.Seabright	54.805
9	56	G.Pratama	1.084				
10	26	M.Gennai	1.149				
11	31	E.Bartolini	1.302				
12	22	M.Garcia	1.781				
13	23	S.Di Sora	1.861				
14	43	M.Gaggi	1.939				
15	4	E.Cazzaniga	2.319				
16	38	D.Salvador	2.430				
17	41	R.Tragni	17.601				
18	80	G.Manso	17.614				
19	24	M.Agazzi	17.781				
20	62	K.Fontainha	17.846				
21	71	I.Bolano Hernandez	18.154				
22	25	M.Martella	18.330				
23	29	G.Zannini	22.532				
24	11	F.Novotny	25.969				
25	27	C.Clark	38.085				
26	47	F.Seabright	50.630				

Lap 11

1	1	J.Buis	21'22.068
2	77	J.Osuna Saez	0.409
3	7	L.Veneman	0.441
4	26	M.Gennai	0.525
5	57	A.Mahendra	0.759
6	58	I.Iglesias Bravo	0.800
7	91	M.Vannucci	0.900
8	56	G.Pratama	0.988
9	23	S.Di Sora	1.180
10	53	P.Svoboda	1.313
11	17	R.Bijman	1.464
12	31	E.Bartolini	1.518
13	4	E.Cazzaniga	1.751
14	22	M.Garcia	1.919
15	38	D.Salvador	2.121
16	43	M.Gaggi	2.178
17	25	M.Martella	19.218
18	41	R.Tragni	19.333
19	71	I.Bolano Hernandez	19.517
20	24	M.Agazzi	19.695
21	80	G.Manso	19.718
22	62	K.Fontainha	19.777
23	29	G.Zannini	24.126
24	11	F.Novotny	28.383
25	27	C.Clark	41.553
26	47	F.Seabright	52.297

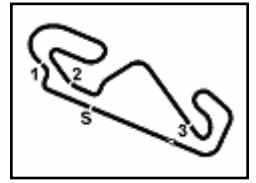
Lap 12

1	58	I.Iglesias Bravo	23'19.026
2	1	J.Buis	0.030
3	57	A.Mahendra	0.070
4	23	S.Di Sora	0.257
5	53	P.Svoboda	0.328
6	26	M.Gennai	0.412
7	7	L.Veneman	0.579
8	17	R.Bijman	0.962
9	22	M.Garcia	1.006
10	43	M.Gaggi	1.129
11	31	E.Bartolini	1.200
12	4	E.Cazzaniga	1.459
13	38	D.Salvador	1.739
14	91	M.Vannucci	10.816
15	62	K.Fontainha	21.099
16	24	M.Agazzi	21.154
17	41	R.Tragni	21.224
18	71	I.Bolano Hernandez	21.565
19	25	M.Martella	21.686

23/03/2024

These data/results cannot be reproduced, stored and/or transmitted in whole or in part by any manner of electronic, mechanical, photocopying, recording, broadcasting or otherwise now known or herein after developed without the previous express consent by the copyright owner, except for reproduction in daily press and regular printed publications on sale to the public within 60 days of the event related to those data/results and always provided that copyright symbol appears together as follows below.

© DORNA WSBK ORGANIZATION Srl 2024



Pirelli Catalunya Round, 22-24 March 2024
Lap Chart Race 1

Race Pace Comparison

	1 Bui	57 Mah	23 DiS	53 Svo	7 Ven	26 Gen	22 Gar	17 Bij	43 Gag	4 Caz	31 Bar	38 Sal	58 Igl	91 Van
1	1'58.093	2'00.068	2'02.105	1'58.608	1'59.110	1'58.428	2'00.276	2'00.893	2'00.586	2'01.315	2'00.945	2'00.835	1'57.911	1'57.813
2	1'55.491	1'55.019	1'54.933	1'55.745	1'55.575	1'55.937	1'54.764	1'54.844	1'55.094	1'55.431	1'55.292	1'55.434	1'55.686	1'55.920
3	1'56.085	1'55.139	1'55.289	1'55.841	1'56.055	1'55.557	1'55.632	1'55.517	1'55.392	1'55.436	1'55.426	1'55.347	1'56.110	1'55.920
4	1'57.664	1'56.221	1'56.018	1'56.081	1'56.858	1'56.590	1'56.508	1'56.204	1'56.990	1'56.247	1'56.547	1'56.262	1'57.232	1'56.619
5	1'57.607	1'56.279	1'56.790	1'58.359	1'56.776	1'56.397	1'55.492	1'57.001	1'56.270	1'56.879	1'56.532	1'56.943	1'55.199	1'56.448
6	1'55.344	1'56.045	1'56.045	1'54.924	1'56.027	1'55.312	1'56.368	1'55.339	1'56.233	1'55.766	1'55.487	1'56.239	1'55.896	1'55.824
7	1'56.454	1'55.946	1'55.830	1'55.888	1'56.383	1'56.169	1'56.193	1'55.783	1'56.041	1'56.373	1'56.592	1'56.100	1'56.437	1'55.551
8	1'55.919	1'56.596	1'55.769	1'56.649	1'55.771	1'56.732	1'57.090	1'56.853	1'56.627	1'56.118	1'56.027	1'56.175	1'57.337	1'57.469
9	1'56.601	1'57.375	1'56.945	1'56.711	1'56.074	1'57.218	1'56.669	1'56.710	1'56.359	1'56.372	1'56.645	1'56.447	1'56.318	1'56.705
10	1'56.465	1'56.045	1'56.870	1'56.347	1'56.837	1'57.542	1'57.522	1'56.634	1'57.080	1'57.115	1'56.542	1'57.381	1'57.147	1'57.068
11	1'56.345	1'58.094	1'56.654	1'58.228	1'57.043	1'56.711	1'57.473	1'57.754	1'57.574	1'56.767	1'57.551	1'57.026	1'57.595	1'57.631
12	1'56.988	1'56.269	1'56.035	1'55.973	1'57.096	1'56.845	1'56.045	1'56.456	1'55.909	1'56.666	1'56.640	1'56.576	1'56.158	2'06.874

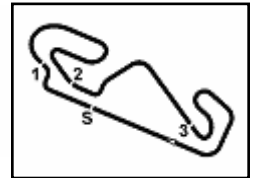
	62 Fon	24 Aga	41 Tra	71 Bol	25 Mar	80 Man	29 Zan	77 Osu	11 Nov	27 Cla	47 Fen	56 Pra	85 Sab	9 Erc
1	2'01.792	2'01.935	2'02.342	2'02.252	2'02.974	2'03.044	2'02.875	2'01.156	2'03.436	2'03.654	2'15.696	1'59.416	1'58.479	2'01.602
2	1'56.304	1'56.551	1'55.720	1'56.361	1'57.437	1'57.179	1'57.433	1'55.167	1'57.164	1'58.060	2'00.533	1'55.741	1'56.284	2'43.273
3	1'56.959	1'56.830	1'56.733	1'56.445	1'56.802	1'56.552	1'57.318	1'55.238	1'57.423	1'58.781	2'01.782	1'55.621	1'55.371	1'58.097
4	1'57.813	1'57.789	1'58.493	1'58.082	1'57.397	1'56.560	1'57.057	1'56.189	1'57.444	1'59.486	2'02.842	1'56.173	1'56.162	1'57.765
5	1'57.856	1'57.786	1'57.648	1'58.116	1'57.154	1'57.504	1'57.130	1'56.755	1'58.251	2'00.527	1'59.301	1'56.120	1'56.768	1'57.745
6	1'58.620	1'58.270	1'58.522	1'57.998	1'57.878	1'58.356	1'58.047	1'55.160	1'59.083	2'00.446	1'59.032	1'55.679	1'55.017	2'15.172
7	1'59.187	1'59.449	1'58.761	1'59.355	1'58.350	1'59.459	1'58.785	1'55.704	1'59.376	2'00.194	1'59.044	1'56.095	1'56.956	6'59.881
8	1'57.891	1'57.469	1'57.339	1'58.054	1'58.072	1'58.076	2'00.121	1'57.115	1'59.080	2'00.388	1'58.910	1'57.036	1'57.245	1'56.899
9	1'57.985	1'58.082	1'58.482	1'57.926	1'58.181	1'57.620	1'59.332	1'56.416	1'59.496	2'00.613	1'59.308	1'56.512	2'55.833	1'57.045
10	1'58.172	1'58.353	1'58.294	1'58.298	1'58.818	1'57.997	1'59.167	1'56.661	1'59.949	2'00.669	1'58.915	1'57.424		
11	1'59.266	1'59.249	1'59.067	1'58.698	1'58.223	1'59.439	1'58.929	1'56.916	1'59.749	2'00.803	1'59.002	1'57.239		
12	1'58.280	1'58.417	1'58.849	1'59.006	1'59.426	1'58.963	1'59.086	2'23.351	1'59.197	2'01.440	1'59.466			

	55 Cal	88 Mog	48 Gaj	8 Ier
1	1'58.711	1'58.368	1'59.814	1'58.053
2	1'54.962	1'56.165	1'55.306	
3	1'56.122	1'55.508		
4	1'56.942	1'56.650		
5	1'55.292	1'56.153		
6	1'56.251	1'55.965		
7	1'56.260	1'55.893		
8	1'56.799	1'57.011		

23/03/2024

These data/results cannot be reproduced, stored and/or transmitted in whole or in part by any manner of electronic, mechanical, photocopying, recording, broadcasting or otherwise now known or herein after developed without the previous express consent by the copyright owner, except for reproduction in daily press and regular printed publications on sale to the public within 60 days of the event related to those data/results and always provided that copyright symbol appears together as follows below.

© DORNA WSBK ORGANIZATION Srl 2024



Pirelli Catalunya Round, 22-24 March 2024
Chronological Analysis Race 1

Start at 12:46'26.414

1 / 4

1° 1.J. BUIS (1'55.344)							
Lap	Seg1	Seg2	Seg3	Seg4	Lap Time	km/h	Local Time
1		35.920	24.219	33.952	1'58.093	182,4	12:48'24.507
2	21.284	35.583	24.522	34.102	1'55.491	203,4	12:50'19.998
3	21.571	35.504	24.374	34.636	1'56.085	203,8	12:52'16.083
4	22.412	36.095	24.553	34.604	1'57.664	200,4	12:54'13.747
5	21.660	35.854	25.116	34.977	1'57.607	210,9	12:56'11.354
6	21.338	35.590	24.309	34.107	1'55.344	212,2	12:58'06.698
7	21.582	35.639	24.662	34.571	1'56.454	213,0	13:00'03.152
8	21.213	35.646	24.594	34.466	1'55.919	212,6	13:01'59.071
9	21.390	36.269	24.506	34.436	1'56.601	208,1	13:03'55.672
10	21.564	35.976	24.552	34.373	1'56.465	208,5	13:05'52.137
11	21.054	36.022	24.779	34.490	1'56.345C	208,9	13:07'48.482
12	21.866	35.737	24.704	34.681	1'56.988	197,8	13:09'45.470

Race Time 23'19.056

1						36.608	24.276	34.006	1'59.110	187,2	12:48'25.524
2	21.242					35.701	24.258	34.374	1'55.575	208,5	12:50'21.099
3	21.326					36.197	24.152	34.380	1'56.055	213,4	12:52'17.154
4	21.556					36.387	24.292	34.623	1'56.858	209,7	12:54'14.012
5	21.472					36.068	24.727	34.509	1'56.776	213,4	12:56'10.788
6	21.674					35.730	24.335	34.288	1'56.027	203,4	12:58'06.815
7	21.860					36.000	24.158	34.365	1'56.383	210,1	13:00'03.198
8	21.087					35.580	24.365	34.739	1'55.771	212,6	13:01'58.969
9	21.121					35.877	24.422	34.654	1'56.074	213,9	13:03'55.043
10	21.454					36.299	24.360	34.724	1'56.837	210,9	13:05'51.880
11	21.713					36.062	24.564	34.704	1'57.043	201,1	13:07'48.923
12	22.190					35.905	24.571	34.430	1'57.096	196,4	13:09'46.019

Race Time 23'19.605

2° 57 A. MAHENDRA (1'55.019)							
Lap	Seg1	Seg2	Seg3	Seg4	Lap Time	km/h	Local Time
1		36.753	24.809	34.010	2'00.068	187,2	12:48'26.482
2	21.437	35.256	24.098	34.228	1'55.019	212,2	12:50'21.501
3	21.072	35.760	24.190	34.117	1'55.139	213,4	12:52'16.640
4	21.537	35.918	24.304	34.462	1'56.221	201,5	12:54'12.861
5	21.862	35.876	24.249	34.292	1'56.279	199,3	12:56'09.140
6	21.471	35.459	24.319	34.796	1'56.045	209,7	12:58'05.185
7	21.508	36.028	24.287	34.123	1'55.946	213,0	13:00'01.131
8	21.321	35.807	24.893	34.575	1'56.596	206,1	13:01'57.727
9	21.756	36.058	24.820	34.741	1'57.375	200,0	13:03'55.102
10	20.997	35.904	24.688	34.456	1'56.045	210,9	13:05'51.147
11	22.746	35.835	24.670	34.843	1'58.094	190,8	13:07'49.241
12	21.464	35.830	24.594	34.381	1'56.269	201,9	13:09'45.510

Race Time 23'19.096

6° 26 M. GENNAI (1'55.312)										
Lap	Seg1	Seg2	Seg3	Seg4	Lap Time	km/h	Local Time			
1			36.159	24.248			34.043	1'58.428	183,7	12:48'24.842
2	21.633		35.748	24.268			34.288	1'55.937	210,9	12:50'20.779
3	21.397		35.608	24.334			34.218	1'55.557	207,7	12:52'16.336
4	21.813		36.156	24.163			34.458	1'56.590	200,7	12:54'12.926
5	22.130		35.900	24.110			34.257	1'56.397	197,1	12:56'09.323
6	20.901		35.495	24.490			34.426	1'55.312	211,4	12:58'04.635
7	21.864		35.631	24.301			34.373	1'56.169	200,7	13:00'00.804
8	21.961		36.084	24.295			34.392	1'56.732	198,5	13:01'57.536
9	22.271		35.808	24.574			34.565	1'57.218	197,1	13:03'54.754
10	21.839		36.651	24.577			34.475	1'57.542	201,9	13:05'52.296
11	21.513		36.001	24.508			34.689	1'56.711	210,1	13:07'49.007
12	22.224		35.776	24.389			34.456	1'56.845	192,2	13:09'45.852

Race Time 23'19.438 + 0.218Pen

3° 23 S. DI SORA (1'54.933)							
Lap	Seg1	Seg2	Seg3	Seg4	Lap Time	km/h	Local Time
1		37.233	24.632	34.542	2'02.105	190,8	12:48'28.519
2	21.265	35.471	24.367	33.830	1'54.933	209,7	12:50'23.452
3	21.040	35.579	24.285	34.385	1'55.289	210,9	12:52'18.741
4	21.240	35.658	24.460	34.660	1'56.018	209,7	12:54'14.759
5	21.176	36.106	24.586	34.922	1'56.790	209,3	12:56'11.549
6	21.410	35.893	24.375	34.367	1'56.045	212,2	12:58'07.594
7	21.266	35.916	24.188	34.460	1'55.830	205,3	13:00'03.424
8	21.229	35.692	24.413	34.435	1'55.769	211,4	13:01'59.193
9	21.639	36.226	24.534	34.546	1'56.945	210,1	13:03'56.138
10	21.309	36.029	25.047	34.485	1'56.870	209,7	13:05'53.008
11	21.394	35.860	24.513	34.887	1'56.654	207,7	13:07'49.662
12	21.502	35.771	24.380	34.382	1'56.035	209,3	13:09'45.697

Race Time 23'19.283

7° 22 M. GARCIA (1'54.764)										
Lap	Seg1	Seg2	Seg3	Seg4	Lap Time	km/h	Local Time			
1			36.635	24.647			34.311	2'00.276	187,8	12:48'26.690
2	20.915		35.332	24.260			34.257	1'54.764	216,0	12:50'21.454
3	21.058		35.574	24.395			34.605	1'55.632	215,1	12:52'17.086
4	21.692		35.960	24.424			34.432	1'56.508	210,1	12:54'13.594
5	21.025		35.708	24.426			34.333	1'55.492	213,4	12:56'09.086
6	21.862		35.783	24.369			34.354	1'56.368	201,9	12:58'05.454
7	21.418		36.017	24.481			34.277	1'56.193	209,7	13:00'01.647
8	21.563		36.030	24.469			35.028	1'57.090	216,4	13:01'58.737
9	21.584		36.044	24.565			34.476	1'56.669	214,7	13:03'55.406
10	21.664		36.509	24.910			34.439	1'57.522	211,8	13:05'52.928
11	21.641		35.819	25.406			34.607	1'57.473	205,7	13:07'50.401
12	21.263		35.947	24.452			34.383	1'56.045	216,9	13:09'46.446

Race Time 23'20.032

4° 53 P. SVOBODA (1'54.924)							
Lap	Seg1	Seg2	Seg3	Seg4	Lap Time	km/h	Local Time
1		36.176	24.353	33.769	1'58.608	182,1	12:48'25.022
2	21.623	35.421	24.432	34.269	1'55.745	210,5	12:50'20.767
3	21.590	35.589	24.373	34.289	1'55.841	204,9	12:52'16.608
4	21.218	36.029	24.441	34.393	1'56.081	206,1	12:54'12.689
5	22.582	36.193	24.810	34.774	1'58.359	190,8	12:56'11.048
6	20.816	35.685	24.368	34.055	1'54.924	212,2	12:58'05.972
7	21.290	35.754	24.512	34.332	1'55.888	209,3	13:00'01.860
8	21.137	36.139	24.491	34.882	1'56.649	218,6	13:01'58.509
9	21.386	35.990	24.515	34.820	1'56.711	215,1	13:03'55.220
10	21.100	36.021	24.551	34.675	1'56.347	211,4	13:05'51.567
11	22.077	36.440	24.579	35.132	1'58.228	199,3	13:07'49.795
12	21.106	35.758	24.376	34.733	1'55.973	216,4	13:09'45.768

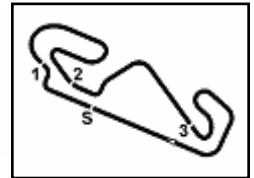
Race Time 23'19.354

8° 17 R. BIJMAN (1'54.844)										
Lap	Seg1	Seg2	Seg3	Seg4	Lap Time	km/h	Local Time			
1			37.080	24.690			34.344	2'00.893	186,5	12:48'27.307
2	21.275		35.595	24.217			33.757	1'54.844	207,3	12:50'22.151
3	21.257		35.676	24.339			34.245	1'55.517	208,9	12:52'17.668
4	21.277		36.134	24.277			34.516	1'56.204	213,0	12:54'13.872
5	21.532		36.213	24.708			34.548	1'57.001	214,7	12:56'10.873
6	21.380		35.547	24.258			34.154	1'55.339	203,8	12:58'06.212
7	21.196		35.744	24.538			34.305	1'55.783	212,2	13:00'01.995
8	21.377		35.998	24.762			34.716	1'56.853	213,9	13:01'58.848
9	21.367		35.918	24.907			34.518	1'56.710	216,4	13:03'55.558
10	21.459		36.048	24.443			34.684	1'56.634	211,4	13:05'52.192
11	21.739		36.650	24.866			34.499	1'57.754	208,9	13:07'49.946
12	21.460		36.143	24.419			34.434	1'56.456	217,3	13:09'46.402

Race Time 23'19.988 + 0.068Pen

5° 7 L. VENEMAN (1'55.575)										
Lap	Seg1	Seg2	Seg3	Seg4	Lap Time	km/h	Local Time			
1			36.590	25.175			34.180	2'00.586	183,7	12:48'27.000
2	21.220		35.438	24.439			33.997	1'55.094	208,5	12:50'22.094

9° 43 M. GAGGI (1'55.094)										
Lap	Seg1	Seg2	Seg3	Seg4	Lap Time	km/h	Local Time			
1			36.590	25.175			34.180	2'00.586	183,7	12:48'27.000
2	21.220		35.438	24.439			33.997 </			



Pirelli Catalunya Round, 22-24 March 2024
Chronological Analysis Race 1

Start at 12:46'26.414

2 / 4

Lap	Seg1	Seg2	Seg3	Seg4	Lap Time	km/h	Local Time	Lap	Seg1	Seg2	Seg3	Seg4	Lap Time	km/h	Local Time
3	21.159	35.761	24.279	34.193	1'55.392	210,9	12:52'17.486	5	21.106	35.790	24.221	34.082	1'55.199c	209,3	12:56'08.552
4	21.530	36.185	24.762	34.513	1'56.990	215,6	12:54'14.476	6	21.346	35.589	24.620	34.341	1'55.896	200,4	12:58'04.448
5	21.201	36.018	24.620	34.431	1'56.270	211,4	12:56'10.746	7	21.850	35.711	24.368	34.508	1'56.437	204,2	13:00'00.885
6	21.762	35.681	24.634	34.156	1'56.233	206,1	12:58'06.979	8	21.978	36.210	24.324	34.825	1'57.337	200,4	13:01'58.222
7	21.313	35.813	24.595	34.320	1'56.041	215,6	13:00'03.020	9	21.350	35.638	24.770	34.560	1'56.318	204,5	13:03'54.540
8	21.550	35.800	24.527	34.750	1'56.627	213,9	13:01'59.647	10	22.130	35.929	24.337	34.751	1'57.147	200,0	13:05'51.687
9	21.249	35.824	24.722	34.564	1'56.359	210,5	13:03'56.006	11	21.790	35.992	24.731	35.082	1'57.595	196,4	13:07'49.282
10	21.344	36.637	24.634	34.465	1'57.080	209,3	13:05'53.086	12	21.275	35.812	24.449	34.622	1'56.158	209,7	13:09'45.440
11	21.174	36.063	25.712	34.625	1'57.574	211,8	13:07'50.660	Race Time 23'19.026 + 3.000Pen							
12	21.113	35.973	24.333	34.490	1'55.909	210,1	13:09'46.569	Race Time 23'20.155							

10° 4 E. CAZZANIGA [1'55.431]							
Lap	Seg1	Seg2	Seg3	Seg4	Lap Time	km/h	Local Time
1		36.318	25.053	34.643	2'01.315	189,1	12:48'27.729
2	21.238	35.560	24.296	34.337	1'55.431	214,7	12:50'23.160
3	21.188	35.543	24.358	34.347	1'55.436	210,9	12:52'18.596
4	21.468	35.763	24.401	34.615	1'56.247	206,9	12:54'14.843
5	21.215	36.105	24.613	34.946	1'56.879	213,4	12:56'11.722
6	21.125	35.775	24.417	34.449	1'55.766	215,1	12:58'07.488
7	21.662	35.816	24.485	34.410	1'56.373	204,5	13:00'03.861
8	21.214	35.823	24.454	34.627	1'56.118	212,2	13:01'59.979
9	21.295	35.864	24.611	34.602	1'56.372	212,2	13:03'56.351
10	21.218	36.108	25.006	34.783	1'57.115	213,0	13:05'53.466
11	21.557	35.857	24.721	34.632	1'56.767	206,5	13:07'50.233
12	21.265	36.354	24.547	34.500	1'56.666	210,9	13:09'46.899
Race Time 23'20.485							

11° 31 E. BARTOLINI [1'55.292]							
Lap	Seg1	Seg2	Seg3	Seg4	Lap Time	km/h	Local Time
1		36.450	24.729	34.288	2'00.945	183,4	12:48'27.359
2	21.054	35.518	24.489	34.231	1'55.292	212,2	12:50'22.651
3	21.106	35.754	24.369	34.197	1'55.426	210,9	12:52'18.077
4	21.127	36.196	24.706	34.518	1'56.547	213,9	12:54'14.624
5	21.168	35.934	24.723	34.707	1'56.532	214,7	12:56'11.156
6	21.191	35.708	24.295	34.293	1'55.487	210,5	12:58'06.643
7	21.838	36.012	24.362	34.380	1'56.592	210,9	13:00'03.235
8	21.253	35.678	24.500	34.596	1'56.027	211,8	13:01'59.262
9	21.385	35.998	24.564	34.698	1'56.645	214,3	13:03'55.907
10	21.362	36.085	24.605	34.490	1'56.542	212,2	13:05'52.449
11	21.711	36.410	25.003	34.427	1'57.551	212,6	13:07'50.000
12	21.329	36.122	24.352	34.837	1'56.640	213,0	13:09'46.640
Race Time 23'20.226 + 0.330Pen							

12° 38 D. SALVADOR [1'55.347]							
Lap	Seg1	Seg2	Seg3	Seg4	Lap Time	km/h	Local Time
1		36.444	24.987	34.334	2'00.835	183,4	12:48'27.249
2	21.350	35.720	24.108	34.256	1'55.434	205,7	12:50'22.683
3	21.223	35.817	24.216	34.091	1'55.347	207,7	12:52'18.030
4	21.168	35.900	24.878	34.316	1'56.262	209,3	12:54'14.292
5	21.316	36.184	24.756	34.687	1'56.943	208,5	12:56'11.235
6	21.465	35.853	24.418	34.503	1'56.239	213,9	12:58'07.474
7	21.501	35.910	24.368	34.321	1'56.100	206,1	13:00'03.574
8	21.168	35.851	24.437	34.719	1'56.175	213,0	13:01'59.749
9	21.268	35.994	24.602	34.583	1'56.447	211,4	13:03'56.196
10	21.449	36.314	24.830	34.788	1'57.381	207,7	13:05'53.577
11	21.299	36.267	24.843	34.617	1'57.026	209,3	13:07'50.603
12	21.323	36.056	24.618	34.579	1'56.576	207,7	13:09'47.179
Race Time 23'20.765							

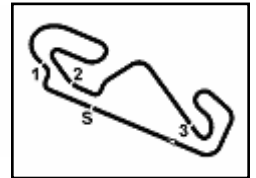
13° 58 I. IGLESIAS BRAVO [1'55.686]							
Lap	Seg1	Seg2	Seg3	Seg4	Lap Time	km/h	Local Time
1		35.791	24.393	33.923	1'57.911	183,7	12:48'24.325
2	21.951	35.515	24.304	33.916	1'55.686	200,0	12:50'20.011
3	21.331	35.642	24.487	34.650	1'56.110c	201,1	12:52'16.121
4	22.138	36.186	24.315	34.593	1'57.232	200,0	12:54'13.353

14° 91 M. VANNUCCI [1'55.551]									
Lap	Seg1	Seg2	Seg3	Seg4	Lap Time	km/h	Local Time		
1			35.757	24.651		33.896	1'57.813	175,0	12:48'24.227
2	21.814		35.517	24.648		33.941	1'55.920	204,2	12:50'20.147
3	21.638	35.505		24.194		34.583	1'55.920	194,2	12:52'16.067
4	21.801	35.643	24.801	34.374	1'56.619	204,9	12:54'12.686		
5	22.164	35.965	24.047	34.272	1'56.448	193,5	12:56'09.134		
6	21.712	35.661	24.110	34.341	1'55.824	202,6	12:58'04.958		
7	21.204	35.728	24.502	34.117	1'55.551	209,7	13:00'00.509		
8	21.864	36.096	24.578	34.931	1'57.469	196,7	13:01'57.978		
9	21.179	35.990	24.933	34.603	1'56.705	207,3	13:03'54.683		
10	21.698	36.072	24.489	34.809	1'57.068	202,2	13:05'51.751		
11	21.621	35.972	24.749	35.289	1'57.631	198,5	13:07'49.382		
12	21.021	46.074	25.405	34.374	2'06.874	208,9	13:09'56.256		
Race Time 23'29.842									

15° 62 K. FONTAINHA [1'56.304]								
Lap	Seg1	Seg2	Seg3	Seg4	Lap Time	km/h	Local Time	
1			37.524	24.566	34.599	2'01.792	182,4	12:48'28.206
2	21.313	36.133	24.518	34.340	1'56.304	212,6	12:50'24.510	
3	21.796	35.937	24.553	34.673	1'56.959	198,2	12:52'21.469	
4	21.901	36.369	24.877	34.666	1'57.813	197,4	12:54'19.282	
5	22.147	36.231	24.629	34.849	1'57.856	197,8	12:56'17.138	
6	21.866	36.477	25.045	35.232	1'58.620	204,9	12:58'15.758	
7	22.033	36.625	25.015	35.514	1'59.187	196,7	13:00'14.945	
8	21.976	36.499	24.633	34.783	1'57.891	201,9	13:02'12.836	
9	21.725	36.780	24.812	34.668	1'57.985	205,7	13:04'10.821	
10	22.114	36.305	24.881	34.872	1'58.172	198,2	13:06'08.993	
11	22.940	36.743	24.797	34.786	1'59.266	187,8	13:08'08.259	
12	21.609	36.597	25.087	34.987	1'58.280	201,9	13:10'06.539	
Race Time 23'40.125								

16° 24 M. AGAZZI [1'56.551]								
Lap	Seg1	Seg2	Seg3	Seg4	Lap Time	km/h	Local Time	
1			37.104	24.712	34.492	2'01.935	192,2	12:48'28.349
2	21.444	36.025	24.535	34.547	1'56.551	215,6	12:50'24.900	
3	21.776	35.910	24.693	34.451	1'56.830	206,1	12:52'21.730	
4	21.451	36.314	25.166	34.858	1'57.789	203,8	12:54'19.519	
5	21.749	36.160	24.952	34.925	1'57.786	199,6	12:56'17.305	
6	21.976	36.638	24.531	35.125	1'58.270	200,4	12:58'15.575	
7	22.137	36.459	25.298	35.555	1'59.449	198,9	13:00'15.024	
8	22.082	36.144	24.707	34.536	1'57.469	205,3	13:02'12.493	
9	21.825	36.357	24.818	35.082	1'58.082	200,7	13:04'10.575	
10	21.938	36.393	25.142	34.880	1'58.353	196,4	13:06'08.928	
11	22.512	36.356	24.886	35.495	1'59.249	186,9	13:08'08.177	
12	22.085	36.700	24.847	34.785	1'58.417	200,4	13:10'06.594	
Race Time 23'40.180								

17° 41 R. TRAGNI [1'55.720]								
Lap	Seg1	Seg2	Seg3	Seg4	Lap Time	km/h	Local Time	
1			37.861	24.872	34.293	2'02.342	184,6	12:48'28.756
2	21.264							



Circuit de Barcelona 4.657 m

Pirelli Catalunya Round, 22-24 March 2024
Chronological Analysis Race 1

Start at 12:46'26.414

3 / 4

7	22.125	36.680	24.861	35.095	1'58.761	197,1	13:00'14.633	9	22.102	36.850	25.279	35.101	1'59.332	196,7	13:04'14.512
8	21.656	36.029	24.922	34.732	1'57.339	198,5	13:02'11.972	10	22.215	36.728	25.148	35.076	1'59.167	195,7	13:06'13.679
9	22.017	36.346	25.023	35.096	1'58.482	194,9	13:04'10.454	11	22.220	36.548	25.150	35.011	1'58.929	194,9	13:08'12.608
10	22.151	36.348	24.988	34.807	1'58.294	196,0	13:06'08.748	12	22.151	36.512	25.299	35.124	1'59.086	196,4	13:10'11.694
11	22.238	36.503	25.058	35.268	1'59.067	191,5	13:08'07.815								
12	22.171	36.641	25.025	35.012	1'58.849	194,2	13:10'06.664								

Race Time 23'45.280

Race Time 23'40.250

22° 77 J. OSUNA SAEZ [1'55.160]

Lap	Seg1	Seg2	Seg3	Seg4	Lap Time	km/h	Local Time
1		36.391	24.811	34.359	2'01.156	192,9	12:48'27.570
2	21.150	35.625	24.201	34.191	1'55.167	213,0	12:50'22.737
3	21.363	35.551	24.218	34.106	1'55.238	205,7	12:52'17.975
4	21.363	35.806	24.429	34.591	1'56.189	210,5	12:54'14.164
5	21.334	35.881	24.999	34.541	1'56.755	210,9	12:56'10.919
6	21.097	35.661	24.276	34.126	1'55.160	206,5	12:58'06.079
7	21.061	35.921	24.486	34.236	1'55.704	209,7	13:00'01.783
8	21.489	35.985	24.950	34.691	1'57.115	216,0	13:01'58.898
9	21.422	35.910	24.411	34.673	1'56.416	212,6	13:03'55.314
10	21.563	35.809	24.388	34.901	1'56.661	209,3	13:05'51.975
11	21.347	36.207	24.663	34.699	1'56.916	205,3	13:07'48.891
12	22.108	35.822	24.369	1'01.052	2'23.351	196,7	13:10'12.242

Race Time 23'45.828

Race Time 23'40.591

23° 11 F. NOVOTNY [1'57.164]

Lap	Seg1	Seg2	Seg3	Seg4	Lap Time	km/h	Local Time
1		37.610	24.940	34.763	2'03.436	185,6	12:48'29.850
2	21.638	36.193	24.702	34.631	1'57.164	206,9	12:50'27.014
3	21.737	36.284	24.804	34.598	1'57.423	206,9	12:52'24.437
4	21.661	36.196	24.824	34.763	1'57.444	205,3	12:54'21.881
5	21.883	36.394	25.002	34.972	1'58.251	201,5	12:56'20.132
6	22.041	36.786	25.074	35.182	1'59.083	199,3	12:58'19.215
7	22.094	36.830	25.344	35.108	1'59.376	199,6	13:00'18.591
8	22.145	36.604	25.038	35.293	1'59.080	199,3	13:02'17.671
9	22.200	36.736	25.259	35.301	1'59.496	196,7	13:04'17.167
10	22.403	36.812	25.366	35.368	1'59.949	195,3	13:06'17.116
11	22.342	36.761	25.329	35.317	1'59.749	193,2	13:08'16.865
12	22.122	36.710	25.159	35.206	1'59.197	197,8	13:10'16.062

Race Time 23'49.648

Race Time 23'40.712

24° 27 C. CLARK [1'58.060]

Lap	Seg1	Seg2	Seg3	Seg4	Lap Time	km/h	Local Time
1		37.373	25.359	34.858	2'03.654	193,2	12:48'30.068
2	21.636	36.442	24.972	35.010	1'58.060	210,1	12:50'28.128
3	21.969	36.516	25.189	35.107	1'58.781	202,6	12:52'26.909
4	22.163	36.758	25.297	35.268	1'59.486	197,8	12:54'26.395
5	22.281	36.879	25.953	35.414	2'00.527	195,7	12:56'26.922
6	22.321	36.948	25.252	35.925	2'00.446	195,7	12:58'27.368
7	22.463	36.766	25.361	35.604	2'00.194	194,9	13:00'27.562
8	22.382	36.807	25.387	35.812	2'00.388	194,2	13:02'27.950
9	22.381	37.141	25.483	35.608	2'00.613	194,9	13:04'28.563
10	22.451	36.964	25.495	35.759	2'00.669	193,2	13:06'29.232
11	22.446	37.240	25.446	35.671	2'00.803	192,9	13:08'30.035
12	22.485	37.192	25.790	35.973	2'01.440	193,2	13:10'31.475

Race Time 24'05.061

Race Time 23'40.749

25° 47 F. SEABRIGHT [1'58.910]

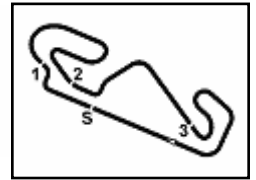
Lap	Seg1	Seg2	Seg3	Seg4	Lap Time	km/h	Local Time
1		47.551	25.753	37.497	2'15.696	189,5	12:48'42.110
2	22.447	36.660	25.244	36.182	2'00.533	194,9	12:50'42.643
3	23.186	38.004	25.376	35.216	2'01.782	194,9	12:52'44.425
4	22.154	36.696	28.751	35.241	2'02.842	193,5	12:54'47.267
5	22.222	36.758	25.368	34.953	1'59.301	193,5	12:56'46.568
6	22.217	36.588	25.213	35.014	1'59.032	193,9	12:58'45.600
7	22.140	36.664	25.239	35.001	1'59.044	193,5	13:00'44.644
8	22.073	36.589	25.218	35.030	1'58.910	193,9	13:02'43.554
9	22.116	36.932	25.154	35.106	1'59.308	194,6	13:04'42.862
10	22.035	36.586	25.171	35.123	1'58.915	193,2	13:06'41.777

23/03/2024 P = Pits In/Out - C = Lap Time Cancelled

These data/results cannot be reproduced, stored and/or transmitted in whole or in part by any manner of electronic, mechanical, photocopying, recording, broadcasting or otherwise now known or herein after developed without the previous express consent by the copyright owner, except for reproduction in daily press and regular printed publications on sale to the public within 60 days of the event related to those data/results and always provided that copyright symbol appears together as follows below.

© DORNA WSBK ORGANIZATION Srl 2024





Pirelli Catalunya Round, 22-24 March 2024
Chronological Analysis Race 1

Start at 12:46'26.414

11	22.235	36.519	25.148	35.100	1'59.002	193,2	13:08'40.779
12	22.162	36.757	25.156	35.391	1'59.466	192,5	13:10'40.245
Race Time 24'13.831							

6	21.301	35.995	24.236	34.433	1'55.965	206,1	12:58'05.223
7	21.568	35.694	24.262	34.369	1'55.893	213,4	13:00'01.116
8	21.487	36.398	24.372	34.754	1'57.011	209,3	13:01'58.127
9	21.545					206,1	
Race Time 15'31.713							

RET 56 G. PRATAMA [1'55.621]							
Lap	Seg.1	Seg.2	Seg.3	Seg.4	Lap Time	km/h	Local Time
1		36.673	24.308	34.039	1'59.416	180,9	12:48'25.830
2	21.091	35.587	24.800	34.263	1'55.741	211,8	12:50'21.571
3	21.222	36.054	24.413	33.932	1'55.621	212,6	12:52'17.192
4	21.385	35.938	24.514	34.336	1'56.173	213,9	12:54'13.365
5	21.814	35.885	24.519	33.902	1'56.120	201,1	12:56'09.485
6	21.287	35.499	24.317	34.576	1'55.679	206,1	12:58'05.164
7	21.425	35.985	24.419	34.266	1'56.095	210,9	13:00'01.259
8	20.945	35.887	25.157	35.047	1'57.036	211,4	13:01'58.295
9	21.077	35.901	24.844	34.690	1'56.512	208,5	13:03'54.807
10	21.994	36.292	24.506	34.632	1'57.424	200,7	13:05'52.231
11	21.739	35.895	24.574	35.031	1'57.239	207,7	13:07'49.470
12	21.152					206,5	
Race Time 21'23.056							

RET 48 J. GARCIA GONZALEZ [1'55.306]							
Lap	Seg.1	Seg.2	Seg.3	Seg.4	Lap Time	km/h	Local Time
1		36.790	24.679	33.741	1'59.814	184,6	12:48'26.228
2	21.094	35.330	24.661	34.221	1'55.306	208,5	12:50'21.534
3	21.162	41.314					218,6
Race Time 3'55.120							

RET 8 B. IERACI							
Lap	Seg.1	Seg.2	Seg.3	Seg.4	Lap Time	km/h	Local Time
1		35.804	24.355	33.994	1'58.053	174,5	12:48'24.467
2	21.210	35.926	24.656				205,7
Race Time 1'58.053							

RET 66 P. TONN							
Lap	Seg.1	Seg.2	Seg.3	Seg.4	Lap Time	km/h	Local Time
1							193,2
Race Time 5:33'5.6							

RET 85 K. SABATUCCI [1'55.017]							
Lap	Seg.1	Seg.2	Seg.3	Seg.4	Lap Time	km/h	Local Time
1		36.175	24.278	33.845	1'58.479	176,5	12:48'24.893
2	21.267	35.698	24.382	34.937	1'56.284	209,7	12:50'21.177
3	21.148	35.466	24.397	34.360	1'55.371	216,4	12:52'16.548
4	21.534	35.629	24.528	34.471	1'56.162C	203,8	12:54'12.710
5	22.198	36.097	24.248	34.225	1'56.768	197,8	12:56'09.478
6	20.917	35.551	24.264	34.285	1'55.017	213,9	12:58'04.495
7	21.655	36.566	24.449	34.286	1'56.956	205,7	13:00'01.451
8	21.366	36.452	24.491	34.936	1'57.245	215,1	13:01'58.696
9	21.343	1'27.089	29.801	37.600	2'55.833	215,6	13:04'54.529
10	33.351	2'04.032				112,7	
Race Time 18'28.115							

28° 9 E. ERCOLANI [1'56.899]							
Lap	Seg.1	Seg.2	Seg.3	Seg.4	Lap Time	km/h	Local Time
1		37.282	24.703	34.463	2'01.602	191,5	12:48'28.016
2	58.620	43.553	25.925	35.175	2'43.273	209,7	12:51'11.289
3	22.107	36.247	25.037	34.706	1'58.097	194,6	12:53'09.386
4	22.005	36.170	24.994	34.596	1'57.765	193,5	12:55'07.151
5	21.972	36.192	25.016	34.565	1'57.745	194,2	12:57'04.896
6	22.467	38.243	26.088	48.374	2'15.172P	193,9	12:59'20.068
7	5'22.170	37.521	25.354	34.836	6'59.881P	83,7	13:06'19.949
8	21.714	35.990	24.700	34.495	1'56.899	196,7	13:08'16.848
9	21.779	35.793	25.019	34.454	1'57.045	196,4	13:10'13.893
Race Time 23'47.479							

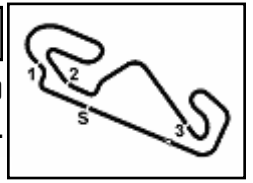
RET 55 U. CALATAYUD [1'54.962]							
Lap	Seg.1	Seg.2	Seg.3	Seg.4	Lap Time	km/h	Local Time
1		36.319	24.449	33.739	1'58.711	182,1	12:48'25.125
2	21.405	35.281	24.377	33.899	1'54.962	209,7	12:50'20.087
3	21.826	35.349	24.335	34.612	1'56.122	197,4	12:52'16.209
4	22.064	35.952	24.352	34.574	1'56.942	201,1	12:54'13.151
5	21.204	35.639	24.428	34.021	1'55.292C	204,9	12:56'08.443
6	21.582	35.762	24.464	34.443	1'56.251	203,8	12:58'04.694
7	21.702	35.845	24.279	34.434	1'56.260	199,3	13:00'00.954
8	21.366	35.908	25.004	34.521	1'56.799	206,1	13:01'57.753
9	21.993					202,6	
Race Time 15'31.339							

RET 88 D. MOGEDA [1'55.508]							
Lap	Seg.1	Seg.2	Seg.3	Seg.4	Lap Time	km/h	Local Time
1		36.267	24.280	34.037	1'58.368	172,2	12:48'24.782
2	21.911	35.642	24.290	34.322	1'56.165	203,8	12:50'20.947
3	21.055	35.460	24.318	34.675	1'55.508	213,4	12:52'16.455
4	21.264	36.069	24.732	34.585	1'56.650	203,0	12:54'13.105
5	21.178	36.219	24.400	34.356	1'56.153	208,9	12:56'09.258

23/03/2024 P = Pits In/Out - C = Lap Time Cancelled

These data/results cannot be reproduced, stored and/or transmitted in whole or in part by any manner of electronic, mechanical, photocopying, recording, broadcasting or otherwise now known or herein after developed without the previous express consent by the copyright owner, except for reproduction in daily press and regular printed publications on sale to the public within 60 days of the event related to those data/results and always provided that copyright symbol appears together as follows below.

© DORNA WSBK ORGANIZATION Srl 2024



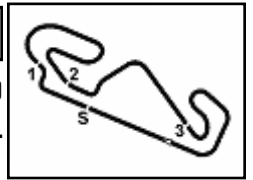
Pirelli Catalunya Round, 22-24 March 2024
Best Laps & Speeds

No.	Rider	Nat	Best Lap		FP		SP		WUP1		RC1	
			LL	SPD	LL	SPD	LL	SPD	LL	SPD	LL	SPD
1	22 M. GARCIA Kove 321RR	ESP	1'54.764	32 216,9	1'56.149	7 216,4	1'56.576	9 210,1	1'56.168	4 209,3	1'54.764	12 216,9
2	17 R. BIJMAN Kawasaki Ninja 400	NED	1'54.844	35 217,3	1'56.582	10 214,3	1'56.507	9 215,6	1'56.406	4 211,4	1'54.844	12 217,3
3	26 M. GENNAI Kawasaki Ninja 400	ITA	1'54.916	35 211,4	1'54.916	8 208,9	1'55.753	10 204,2	1'55.444	5 209,3	1'55.312	12 211,4
4	53 P. SVOBODA Kawasaki Ninja 400	CZE	1'54.924	37 218,6	1'55.099	11 210,5	1'55.733	10 212,6	1'56.315	4 213,0	1'54.924	12 218,6
5	23 S. DI SORA Yamaha YZF-R3	FRA	1'54.933	35 212,2	1'55.794	10 208,1	1'55.642	9 210,5	1'56.282	4 211,4	1'54.933	12 212,2
6	55 U. CALATAYUD Yamaha YZF-R3	ESP	1'54.962	27 211,8	1'55.613	10 210,9	1'55.744	5 200,0	1'55.616	4 211,8	1'54.962	8 209,7
7	85 K. SABATUCCI Kawasaki Ninja 400	ITA	1'55.017	32 216,4	1'56.406	10 203,8	1'55.495	9 215,6	1'55.860	4 211,4	1'55.017	9 216,4
8	57 A. MAHENDRA Yamaha YZF-R3	INA	1'55.019	35 213,4	1'55.419	10 208,5	1'56.109	9 207,3	1'56.054	4 211,8	1'55.019	12 213,4
9	1 J. BUIS KTM RC 390 R	NED	1'55.075	37 213,0	1'55.257	10 210,1	1'55.893	10 211,8	1'55.075	5 211,8	1'55.344	12 213,0
10	43 M. GAGGI Yamaha YZF-R3	ITA	1'55.094	34 216,4	1'56.732	9 206,9	1'56.364	9 214,3	1'56.047	4 216,4	1'55.094	12 215,6
11	58 I. IGLESIAS BRAVO Kawasaki Ninja 400	ESP	1'55.094	36 215,1	1'55.094	10 207,3	1'55.774	10 215,1	1'55.394	4	1'55.686	12 209,7
12	77 J. OSUNA SAEZ Kawasaki Ninja 400	ESP	1'55.160	39 216,0	1'56.224	12 205,7	1'56.496	11 206,5	1'56.515	4 215,1	1'55.160	12 216,0
13	88 D. MOGEDA Kawasaki Ninja 400	ESP	1'55.162	33 216,0	1'55.162	10 208,9	1'55.357	11 216,0	1'55.715	4 209,7	1'55.508	8 213,4
14	31 E. BARTOLINI Yamaha YZF-R3	ITA	1'55.292	39 214,7	1'56.830	11 210,1	1'57.094	12 211,8	1'56.339	4 206,9	1'55.292	12 214,7
15	48 J. GARCIA GONZALEZ Kove 321RR	ESP	1'55.306	24 218,6	1'55.379	9 214,3	1'55.313	9 214,7	1'56.466	4 206,5	1'55.306	2 218,6
16	38 D. SALVADOR Yamaha YZF-R3	ESP	1'55.347	38 213,9	1'56.599	12 205,3	1'56.307	10 207,7	1'56.434	4 210,9	1'55.347	12 213,9
17	7 L. VENEMAN Kawasaki Ninja 400	NED	1'55.380	35 214,7	1'55.380	9 213,4	1'56.010	10 207,3	1'55.677	4 214,7	1'55.575	12 213,9
18	91 M. VANNUCCI Yamaha YZF-R3	ITA	1'55.406	37 220,4	1'56.273	10 220,4	1'55.406	11 209,3	1'56.316	4 203,0	1'55.551	12 209,7
19	8 B. IERACI Kawasaki Ninja 400	ITA	1'55.425	26 211,8	1'56.085	11 211,8	1'55.624	10 210,9	1'55.425	4 210,1	1 205,7	
20	4 E. CAZZANIGA Yamaha YZF-R3	ITA	1'55.431	37 215,1	1'57.407	10 209,7	1'56.888	11 209,3	1'56.972	4 210,1	1'55.431	12 215,1
21	56 G. PRATAMA Yamaha YZF-R3	INA	1'55.621	34 216,0	1'56.092	9 208,1	1'55.929	10 216,0	1'56.309	4 212,2	1'55.621	11 213,9
22	41 R. TRAGNI Yamaha YZF-R3	ITA	1'55.720	39 215,6	1'56.650	11 209,3	1'56.602	12 204,5	1'57.177	4 204,9	1'55.720	12 215,6
23	62 K. FONTAINHA Yamaha YZF-R3	BRA	1'56.162	38 212,6	1'57.687	12 204,5	1'56.162	10 208,1	1'56.880	4 204,9	1'56.304	12 212,6
24	47 F. SEABRIGHT Kawasaki Ninja 400	GBR	1'56.227	36 214,3	1'56.227	10 208,5	1'56.927	10 213,0	1'56.458	4 214,3	1'58.910	12 194,9
25	9 E. ERCOLANI Yamaha YZF-R3	ITA	1'56.294	36 209,7	1'56.294	11 207,3	1'56.893	12 203,4	1'57.150	4 200,0	1'56.899	9 209,7

23/03/2024

These data/results cannot be reproduced, stored and/or transmitted in whole or in part by any manner of electronic, mechanical, photocopying, recording, broadcasting or otherwise now known or herein after developed without the previous express consent by the copyright owner, except for reproduction in daily press and regular printed publications on sale to the public within 60 days of the event related to those data/results and always provided that copyright symbol appears together as follows below.

© DORNA WSBK ORGANIZATION Srl 2024



Pirelli Catalunya Round, 22-24 March 2024
Best Laps & Speeds

No.	Rider Bike	Nat	Best Lap		FP		SP		WUP1		RC1						
			LL	SPD	LL	SPD	LL	SPD	LL	SPD	LL	SPD					
26	71 I. BOLANO HERNANDEZ Kawasaki Ninja 400	ESP	1'56.361	38 213,9	1'56.953	11 211,4	1'57.495	11 206,1	1'57.694	4 213,4	1'56.361	12 213,9					
27	24 M. AGAZZI Yamaha YZF-R3	ITA	1'56.551	38 215,6	1'57.982	11 208,1	1'57.781	11 203,0	1'57.682	4 208,1	1'56.551	12 215,6					
28	80 G. MANSO Yamaha YZF-R3	BRA	1'56.552	38 209,7	1'57.167	12 208,1	1'57.064	10 208,1	1'56.889	4 201,1	1'56.552	12 209,7					
29	66 P. TONN KTM RC 390 R	GER	1'56.752	29 212,6	1'57.984	13 203,8	1'57.043	12 210,5	1'56.752	4 212,6		193,2					
30	25 M. MARTELLA Kawasaki Ninja 400	ITA	1'56.802	37 211,8	1'57.250	10 209,3	1'57.177	11 205,7	1'57.917	4 208,5	1'56.802	12 211,8					
31	11 F. NOVOTNY Kawasaki Ninja 400	CZE	1'57.016	39 207,3	1'57.811	12 205,7	1'57.016	11 207,3	1'58.132	4 205,3	1'57.164	12 206,9					
32	29 G. ZANNINI Kawasaki Ninja 400	ITA	1'57.057	39 210,5	1'58.647	12 208,1	1'57.625	11 209,3	1'57.537	4 210,5	1'57.057	12 209,3					
33	27 C. CLARK Kawasaki Ninja 400	USA	1'58.060	36 210,9	2'02.763	8 202,2	1'58.776	12 208,5	1'58.415	4 210,9	1'58.060	12 210,1					

23/03/2024

These data/results cannot be reproduced, stored and/or transmitted in whole or in part by any manner of electronic, mechanical, photocopying, recording, broadcasting or otherwise now known or herein after developed without the previous express consent by the copyright owner, except for reproduction in daily press and regular printed publications on sale to the public within 60 days of the event related to those data/results and always provided that copyright symbol appears together as follows below.

© DORNA WSBK ORGANIZATION Srl 2024

Pirelli Catalunya Round, 22-24 March 2024
Fastest Laps Race 1

No.	Rider	Nat	Team	Bike	Lap	Time	Gap
1	22 M. GARCIA	ESP	KOVE Racing Team	Kove 321RR	2	1'54.764	
2	17 R. BIJMAN	NED	Team Flembbo-PL Performances	Kawasaki Ninja 400	2	1'54.844	0.080
3	53 P. SVOBODA	CZE	Fusport-RT Motorsport by SKM-Kawasaki	Kawasaki Ninja 400	6	1'54.924	0.160
4	23 S. DI SORA	FRA	ARCO SASH MotoR University Team	Yamaha YZF-R3	2	1'54.933	0.169
5	55 U. CALATAYUD	ESP	ARCO SASH MotoR University Team	Yamaha YZF-R3	2	1'54.962	0.198
6	85 K. SABATUCCI	ITA	Team Flembbo-PL Performances	Kawasaki Ninja 400	6	1'55.017	0.253
7	57 A. MAHENDRA	INA	Team BrCorse	Yamaha YZF-R3	2	1'55.019	0.255
8	43 M. GAGGI	ITA	Team BrCorse	Yamaha YZF-R3	2	1'55.094	0.330
9	77 J. OSUNA SAEZ	ESP	DEZA-BOX 77 Racing Team	Kawasaki Ninja 400	6	1'55.160	0.396
10	31 E. BARTOLINI	ITA	Yamaha Motoxrcing WorldSSP300 Team	Yamaha YZF-R3	2	1'55.292	0.528
11	48 J. GARCIA GONZALEZ	ESP	KOVE Racing Team	Kove 321RR	2	1'55.306	0.542
12	26 M. GENNAI	ITA	MTM Kawasaki	Kawasaki Ninja 400	6	1'55.312	0.548
13	1 J. BUIIS	NED	Freudenberg KTM-PALIGO Racing	KTM RC 390 R	6	1'55.344	0.580
14	38 D. SALVADOR	ESP	MS Racing	Yamaha YZF-R3	3	1'55.347	0.583
15	4 E. CAZZANIGA	ITA	Racestar	Yamaha YZF-R3	2	1'55.431	0.667
16	88 D. MOGEDA	ESP	Team#109 Retro Traffic Kawasaki	Kawasaki Ninja 400	3	1'55.508	0.744
17	91 M. VANNUCCI	ITA	Pata Yamaha AG Motorsport Italia	Yamaha YZF-R3	7	1'55.551	0.787
18	7 L. VENEMAN	NED	MTM Kawasaki	Kawasaki Ninja 400	2	1'55.575	0.811
19	56 G. PRATAMA	INA	ProGP NitiRacing	Yamaha YZF-R3	3	1'55.621	0.857
20	58 I. IGLESIAS BRAVO	ESP	Fusport-RT Motorsport by SKM-Kawasaki	Kawasaki Ninja 400	2	1'55.686	0.922
21	41 R. TRAGNI	ITA	Pata Yamaha AG Motorsport Italia	Yamaha YZF-R3	2	1'55.720	0.956
22	62 K. FONTAINHA	BRA	Yamaha AD78 FIM LA by MS Racing	Yamaha YZF-R3	2	1'56.304	1.540
23	71 I. BOLANO HERNANDEZ	ESP	DEZA-BOX 77 Racing Team	Kawasaki Ninja 400	2	1'56.361	1.597
24	24 M. AGAZZI	ITA	MS Racing	Yamaha YZF-R3	2	1'56.551	1.787
25	80 G. MANSO	BRA	Yamaha AD78 FIM LA by MS Racing	Yamaha YZF-R3	3	1'56.552	1.788
26	25 M. MARTELLA	ITA	Kawasaki GP Project	Kawasaki Ninja 400	3	1'56.802	2.038
27	9 E. ERCOLANI	ITA	Yamaha Motoxrcing WorldSSP300 Team	Yamaha YZF-R3	8	1'56.899	2.135
28	29 G. ZANNINI	ITA	Team ProDina Kawasaki	Kawasaki Ninja 400	4	1'57.057	2.293
29	11 F. NOVOTNY	CZE	Accolade Smrz Racing BGR	Kawasaki Ninja 400	2	1'57.164	2.400
30	27 C. CLARK	USA	Accolade Smrz Racing BGR	Kawasaki Ninja 400	2	1'58.060	3.296
31	47 F. SEABRIGHT	GBR	Kawasaki GP Project	Kawasaki Ninja 400	8	1'58.910	4.146

23/03/2024

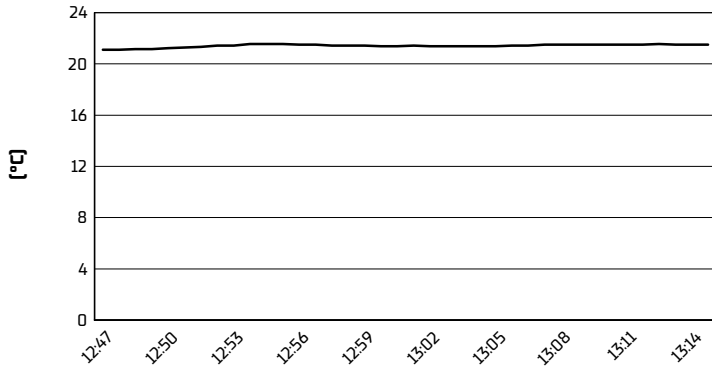
These data/results cannot be reproduced, stored and/or transmitted in whole or in part by any manner of electronic, mechanical, photocopying, recording, broadcasting or otherwise now known or herein after developed without the previous express consent by the copyright owner, except for reproduction in daily press and regular printed publications on sale to the public within 60 days of the event related to those data/results and always provided that copyright symbol appears together as follows below.

© DORNA WSBK ORGANIZATION Srl 2024

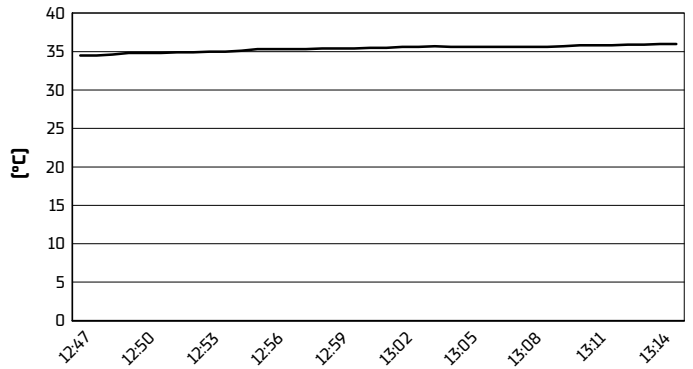
Pirelli Catalunya Round, 22-24 March 2024
Weather Report Race 1

Session started 12:46 - Session ended 13:15

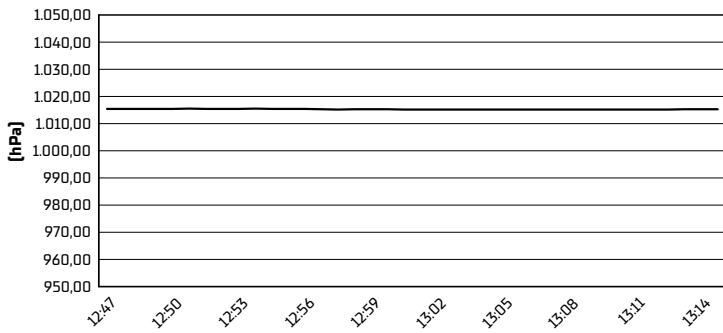
Air Temperature



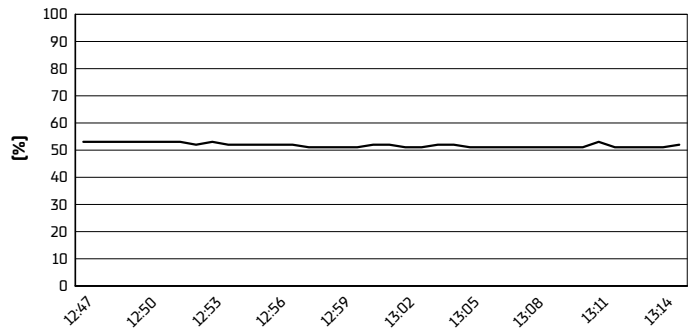
Track Temperature



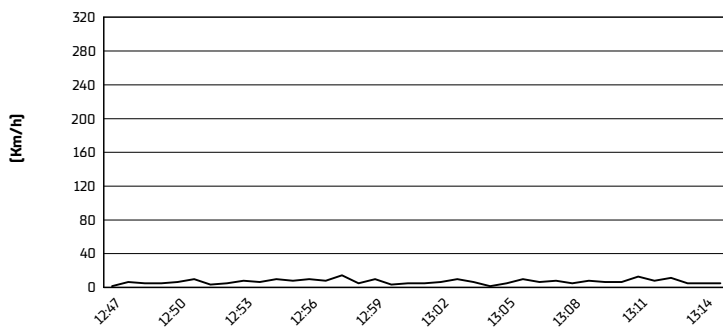
Air Pressure



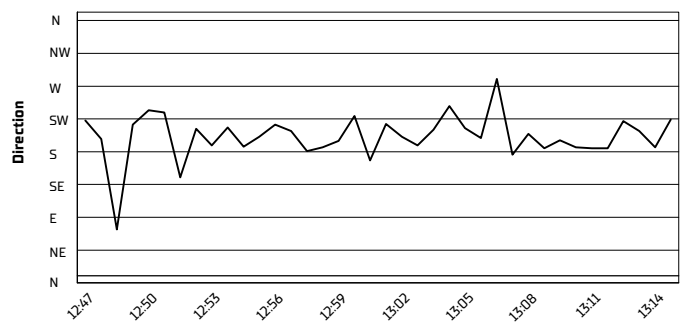
Humidity



Wind Speed



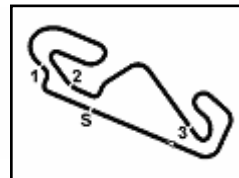
Wind Direction



23/03/2024

These data/results cannot be reproduced, stored and/or transmitted in whole or in part by any manner of electronic, mechanical, photocopying, recording, broadcasting or otherwise now known or herein after developed without the previous express consent by the copyright owner, except for reproduction in daily press and regular printed publications on sale to the public within 60 days of the event related to those data/results and always provided that copyright symbol appears together as follows below.

© DORNA WSBK ORGANIZATION Srl 2024



Pirelli Catalunya Round, 22-24 March 2024
Provisional Starting Grid - Race 2 (12 Laps x 4,657 km = 55,884 km)

Circuit de Barcelona 4.657 m

1	22 GARCIA M. Kove 1'54.764 RC1	2	17 BIJMAN R. Kawasaki 1'54.844 RC1	3	53 SVOBODA P. Kawasaki 1'54.924 RC1
2	23 DI SORA S. Yamaha 1'54.933 RC1	5	55 CALATAYUD U. Yamaha 1'54.962 RC1	6	85 SABATUCCI K. Kawasaki 1'55.017 RC1
3	57 MAHENDRA A. Yamaha 1'55.019 RC1	8	43 GAGGI M. Yamaha 1'55.094 RC1	9	77 OSUNA SAEZ J. Kawasaki 1'55.160 RC1
4	48 GARCIA GONZALEZ Kove 1'55.313 SP	11	88 MOGEDA D. Kawasaki 1'55.357 SP	12	91 VANNUCCI M. Yamaha 1'55.406 SP
5	8 IERACI B. Kawasaki 1'55.624 SP	14	26 GENNAI M. Kawasaki 1'55.753 SP	15	58 IGLESIAS BRAVO I Kawasaki 1'55.774 SP
6	1 BUIS J. KTM 1'55.893 SP	17	56 PRATAMA G. Yamaha 1'55.929 SP	18	7 VENEMAN L. Kawasaki 1'56.010 SP
7	62 FONTAINHA K. Yamaha 1'56.162 SP	20	38 SALVADOR D. Yamaha 1'56.307 SP	21	41 TRAGNI R. Yamaha 1'56.602 SP
8	4 CAZZANIGA E. Yamaha 1'56.888 SP	23	9 ERCOLANI E. Yamaha 1'56.893 SP	24	47 SEABRIGHT F. Kawasaki 1'56.927 SP
9	11 NOVOTNY F. Kawasaki 1'57.016 SP	26	66 TONN P. KTM 1'57.043 SP	27	80 MANSO G. Yamaha 1'57.064 SP
10	31 BARTOLINI E. Yamaha 1'57.094 SP	29	25 MARTELLA M. Kawasaki 1'57.177 SP	30	71 BOLANO HERNANDEZ Kawasaki 1'57.495 SP
11	29 ZANNINI G. Kawasaki 1'57.625 SP	32	24 AGAZZI M. Yamaha 1'57.781 SP	33	27 CLARK C. Kawasaki 1'58.776 SP

23/03/2024 The Race Director

These data/results cannot be reproduced, stored and/or transmitted in whole or in part by any manner of electronic, mechanical, photocopying, recording, broadcasting or otherwise now known or herein after developed without the previous express consent by the copyright owner, except for reproduction in daily press and regular printed publications on sale to the public within 60 days of the event related to those data/results and always provided that copyright symbol appears together as follows below. © DORNA WSBK ORGANIZATION Srl 2024