

**Pirelli Catalunya Round, 22-24 March 2024**  
**Results Race 2**

Laps 12 = 55,884 Km - Time of Race 23'24.866 - Avg. 143,204 km/h

Pos	Grid	No. Rider	Nat	Team	Bike	LL	Gap	Rel.	Fastest Lap	Speed	Qualifying	Speed
1	15	<b>58 I. IGLESIAS BRAVO</b>	ESP	Fusport-RT Motorsport by SKM-Kawasaki	Kawasaki Ninja 400	12			1'55.307	213,4	1'55.774	215,1
2	10	<b>48 J. GARCIA GONZALEZ</b>	ESP	KOVE Racing Team	Kove 321RR	12	<b>0.064</b>	0.064	1'54.997	213,4	1'55.313	214,7
3	13	<b>8 B. IERACI</b>	ITA	Team ProDina Kawasaki	Kawasaki Ninja 400	12	<b>0.116</b>	0.052	1'55.509	204,2	1'55.624	210,9
4	11	<b>88 D. MOGEDA</b>	ESP	Team#109 Retro Traffic Kawasaki	Kawasaki Ninja 400	12	<b>0.143</b>	0.027	1'55.596	213,9	1'55.357	216,0
5	3	<b>53 P. SVOBODA</b>	CZE	Fusport-RT Motorsport by SKM-Kawasaki	Kawasaki Ninja 400	12	<b>0.264</b>	0.121	1'55.892	214,3	1'55.733	212,6
6	5	<b>55 U. CALATAYUD</b>	ESP	ARCO SASH MotoR University Team	Yamaha YZF-R3	12	<b>0.573</b>	0.309	1'55.988	206,1	1'55.744	200,0
7 P	17	<b>56 G. PRATAMA</b>	INA	ProGP NitiRacing	Yamaha YZF-R3	12	<b>0.600</b>	0.027	1'55.825	215,6	1'55.929	216,0
8	7	<b>57 A. MAHENDRA</b>	INA	Team BrCorse	Yamaha YZF-R3	12	<b>0.626</b>	0.026	1'55.362	212,2	1'56.109	207,3
9	4	<b>23 S. DI SORA</b>	FRA	ARCO SASH MotoR University Team	Yamaha YZF-R3	12	<b>0.644</b>	0.018	1'55.874	210,5	1'55.642	210,5
10	8	<b>43 M. GAGGI</b>	ITA	Team BrCorse	Yamaha YZF-R3	12	<b>0.937</b>	0.293	1'55.770	214,3	1'56.364	214,3
11 P	2	<b>17 R. BIJMAN</b>	NED	Team Flembbo-PL Performances	Kawasaki Ninja 400	12	<b>0.980</b>	0.043	1'55.943	210,9	1'56.507	215,6
12 P	14	<b>26 M. GENNAI</b>	ITA	MTM Kawasaki	Kawasaki Ninja 400	12	<b>1.000</b>	0.020	1'55.355	213,0	1'55.753	204,2
13	9	<b>77 J. OSUNA SAEZ</b>	ESP	DEZA-BOX 77 Racing Team	Kawasaki Ninja 400	12	<b>1.733</b>	0.733	1'55.907	214,7	1'56.496	206,5
14	24	<b>47 F. SEABRIGHT</b>	GBR	Kawasaki GP Project	Kawasaki Ninja 400	12	<b>1.734</b>	0.001	1'55.484	214,3	1'56.927	213,0
15	18	<b>7 L. VENEMAN</b>	NED	MTM Kawasaki	Kawasaki Ninja 400	12	<b>1.847</b>	0.113	1'56.019	215,1	1'56.010	207,3
16 P	20	<b>38 D. SALVADOR</b>	ESP	MS Racing	Yamaha YZF-R3	12	<b>1.900</b>	0.053	1'55.405	216,9	1'56.307	207,7
17	16	<b>1 J. BUIS</b>	NED	Freudenberg KTM-PALIGO Racing	KTM RC 390 R	12	<b>1.946</b>	0.046	1'56.249	210,9	1'55.893	211,8
18	1	<b>22 M. GARCIA</b>	ESP	KOVE Racing Team	Kove 321RR	12	<b>2.567</b>	0.621	1'56.655	220,0	1'56.576	210,1
19	12	<b>91 M. VANNUCCI</b>	ITA	Pata Yamaha AG Motorsport Italia	Yamaha YZF-R3	12	<b>2.612</b>	0.045	1'55.374	220,0	1'55.406	209,3
20	19	<b>62 K. FONTAINHA</b>	BRA	Yamaha AD78 FIM LA by MS Racing	Yamaha YZF-R3	12	<b>5.304</b>	2.692	1'56.214	217,3	1'56.162	208,1
21	28	<b>31 E. BARTOLINI</b>	ITA	Yamaha Motoxrcing WorldSSP300 Team	Yamaha YZF-R3	12	<b>7.905</b>	2.601	1'55.712	214,7	1'57.094	211,8
22	30	<b>71 I. BOLANO HERNANDEZ</b>	ESP	DEZA-BOX 77 Racing Team	Kawasaki Ninja 400	12	<b>7.926</b>	0.021	1'56.395	216,0	1'57.495	206,1
23	22	<b>4 E. CAZZANIGA</b>	ITA	Racestar	Yamaha YZF-R3	12	<b>14.183</b>	6.257	1'56.352	208,5	1'56.888	209,3
24	25	<b>11 F. NOVOTNY</b>	CZE	Accolade Smrz Racing BGR	Kawasaki Ninja 400	12	<b>20.293</b>	6.110	1'56.927	209,7	1'57.016	207,3
25	21	<b>41 R. TRAGNI</b>	ITA	Pata Yamaha AG Motorsport Italia	Yamaha YZF-R3	12	<b>20.298</b>	0.005	1'56.677	210,1	1'56.602	204,5
26	29	<b>25 M. MARTELLA</b>	ITA	Kawasaki GP Project	Kawasaki Ninja 400	12	<b>20.324</b>	0.026	1'56.714	210,5	1'57.177	205,7
27	32	<b>24 M. AGAZZI</b>	ITA	MS Racing	Yamaha YZF-R3	12	<b>21.039</b>	0.715	1'57.173	206,9	1'57.781	203,0
28	31	<b>29 G. ZANNINI</b>	ITA	Team ProDina Kawasaki	Kawasaki Ninja 400	12	<b>32.958</b>	11.919	1'58.566	200,4	1'57.625	209,3
29	26	<b>66 P. TONN</b>	GER	Freudenberg KTM-PALIGO Racing	KTM RC 390 R	12	<b>33.010</b>	0.052	1'56.866	214,7	1'57.043	210,5
30	33	<b>27 C. CLARK</b>	USA	Accolade Smrz Racing BGR	Kawasaki Ninja 400	12	<b>33.024</b>	0.014	1'58.859	201,5	1'58.776	208,5
31	27	<b>80 G. MANSO</b>	BRA	Yamaha AD78 FIM LA by MS Racing	Yamaha YZF-R3	12	<b>57.607</b>	24.583	1'56.127	214,7	1'57.064	208,1
<b>Not Classified</b>												
RET	6	<b>85 K. SABATUCCI</b>	ITA	Team Flembbo-PL Performances	Kawasaki Ninja 400	11	<b>1 Lap</b>		1'55.192	212,2	1'55.495	215,6
RET	23	<b>9 E. ERCOLANI</b>	ITA	Yamaha Motoxrcing WorldSSP300 Team	Yamaha YZF-R3	7	<b>5 Laps</b>		1'55.828	208,9	1'56.893	203,4

AIR	Humidity:	69%	Temp:	15°C
TRACK	Condition:	Dry	Temp:	27°C

Records	Pole [SP]	2024	J.Garcia Gonzalez	1'55.313	145,389 Km/h
	Race [RC1]	2024	M.Garcia	1'54.764	146,084 Km/h
	All Times [RC1]	2024	M.Garcia	1'54.764	146,084 Km/h
Race Fastest Lap	Lap 2		J.Garcia Gonzalez	1'54.997	145,788 Km/h

LAP LEADERS				
No. Rider	From	To	Laps	Total
<b>55 U. CALATAYUD</b>	1	1	1	1
<b>8 B. IERACI</b>	2	2	1	1
<b>1 J. BUIS</b>	3	3	1	1
<b>58 I. IGLESIAS BRAVO</b>	4	5	2	2
<b>85 K. SABATUCCI</b>	6	6	1	1
<b>58 I. IGLESIAS BRAVO</b>	7	7	1	1
<b>1 J. BUIS</b>	8	8	1	2
<b>58 I. IGLESIAS BRAVO</b>	9	12	4	7

TOTAL LEADER LAPS	
No. Rider	Laps
<b>58 I. IGLESIAS BRAVO</b>	10
<b>1 J. BUIS</b>	4
<b>91 M. VANNUCCI</b>	4
<b>55 U. CALATAYUD</b>	2
<b>8 B. IERACI</b>	1
<b>26 M. GENNAI</b>	1
<b>57 A. MAHENDRA</b>	1
<b>85 K. SABATUCCI</b>	1

Start 12:46 End 13:13 The results are provisional until the end of the time limit for protests and appeals and the completion of the technical checks.

These data/results cannot be reproduced, stored and/or transmitted in whole or in part by any manner of electronic, mechanical, photocopying, recording, broadcasting or otherwise now known or herein after developed without the previous express consent by the copyright owner, except for reproduction in daily press and regular printed publications on sale to the public within 60 days of the event related to those data/results and always provided that copyright symbol appears together as follows below.

© DORNA WSBK ORGANIZATION Srl 2024

**Pirelli Catalunya Round, 22-24 March 2024**  
**Results Race 2**

**Race Highlights**

Time	No. Rider	Description
12.42.58		Warm Up Lap Started
12.46.03		Start
12.48.54	<b>66 P. TONN</b>	Double Long Lap Penalty - Jump Start
12.50.21	<b>66 P. TONN</b>	1 of 2 LLP Completed
12.52.23	<b>66 P. TONN</b>	2 of 2 LLP Completed
12.58.18	<b>9 E. ERCOLANI</b>	Crashed - Turn 1
12.58.18	<b>80 G. MANSO</b>	Crashed - Turn 1
12.58.41	<b>80 G. MANSO</b>	Re-joined
12.58.46	<b>9 E. ERCOLANI</b>	Re-joined
12.59.00	<b>48 J. GARCIA GONZALEZ</b>	Track Limits Warning
13.00.38	<b>9 E. ERCOLANI</b>	Entered Pits
13.01.47		2/3 of Race Distance Completed
13.04.27	<b>91 M. VANNUCCI</b>	Track Limits Warning
13.07.43	<b>9 E. ERCOLANI</b>	Retired
13.08.41	<b>85 K. SABATUCCI</b>	Crashed - Turn 7
13.08.45	<b>85 K. SABATUCCI</b>	Not Actively Competing
13.11.02		Podium Confirmed
13.13.58		End Of Session
13.20.24	<b>38 D. SALVADOR</b>	Penalized to Drop 1 Position - Exceeded Track Limits (Final Lap) - Turn 9
13.20.46	<b>26 M. GENNAI</b>	Penalized to Drop 1 Position - Exceeded Track Limits (Final Lap) - Turn 9
13.21.18	<b>17 R. BIJMAN</b>	Penalized to Drop 1 Position - Exceeded Track Limits (Final Lap) - Turn 9
13.21.47	<b>55 U. CALATAYUD</b>	Penalized to Drop 1 Position - Exceeded Track Limits (Final Lap) - Turn 13
16.06.11	<b>55 U. CALATAYUD</b>	The drop of 1 position penalty has been removed
16.07.13	<b>56 G. PRATAMA</b>	Penalized to Drop 1 Position - Exceeded Track Limits (Final Lap) - Turn 13

Start End The results are provisional until the end of the time limit for protests and appeals and the completion of the technical checks.

24/03/2024 12:46 13:13

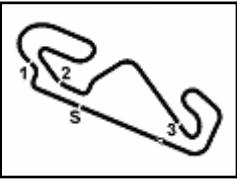
These data/results cannot be reproduced, stored and/or transmitted in whole or in part by any manner of electronic, mechanical, photocopying, recording, broadcasting or otherwise now known or herein after developed without the previous express consent by the copyright owner, except for reproduction in daily press and regular printed publications on sale to the public within 60 days of the event related to those data/results and always provided that copyright symbol appears together as follows below.

© DORNA WSBK ORGANIZATION Srl 2024

**Pirelli Catalunya Round, 22-24 March 2024**  
**Riders Standings**

	Points	Points From First	Points From Previous	March 24 <b>BARCELONA</b>	April 21 <b>ASSEN</b>	June 16 <b>MISANO</b>	July 21 <b>MOST</b>	August 11 <b>PORTIMAO</b>	September 8 <b>MAGNY-COURS</b>	September 29 <b>ARAGON</b>	October 20 <b>JEREZ</b>									
1 <b>IGLESIAS BRAVO</b> Inigo [ESP]	<b>28</b>			<b>3</b> 25																
2 <b>MAHENDRA</b> Aldi Satya [INA]	<b>28</b>	0		<b>20</b> 8																
3 <b>BUIS</b> Jeffrey [NED]	<b>25</b>	3	3	<b>25</b>																
4 <b>SVOBODA</b> Petr [CZE]	<b>24</b>	4	1	<b>13</b> 11																
5 <b>DI SORA</b> Samuel [FRA]	<b>23</b>	5	1	<b>16</b> 7																
6 <b>GARCIA GONZALEZ</b> Julio [ESP]	<b>20</b>	8	3	<b>20</b>																
7 <b>IERACI</b> Bruno [ITA]	<b>16</b>	12	4	<b>16</b>																
8 <b>GENNAI</b> Mirko [ITA]	<b>14</b>	14	2	<b>10</b> 4																
9 <b>MOGEDA</b> Daniel [ESP]	<b>13</b>	15	1	<b>13</b>																
10 <b>BIJMAN</b> Ruben [NED]	<b>13</b>	15	0	<b>8</b> 5																
11 <b>GAGGI</b> Marco [ITA]	<b>13</b>	15	0	<b>7</b> 6																
12 <b>VENEMAN</b> Loris [NED]	<b>12</b>	16	1	<b>11</b> 1																
13 <b>CALATAYUD</b> Unai [ESP]	<b>10</b>	18	2	<b>10</b>																
14 <b>PRATAMA</b> Galang Hendra [INA]	<b>9</b>	19	1	<b>9</b>																
15 <b>GARCIA</b> Marc [ESP]	<b>9</b>	19	0	<b>9</b>																
16 <b>CAZZANIGA</b> Emanuele [ITA]	<b>6</b>	22	3	<b>6</b>																
17 <b>BARTOLINI</b> Elia [ITA]	<b>5</b>	23	1	<b>5</b>																
18 <b>SALVADOR</b> David [ESP]	<b>4</b>	24	1	<b>4</b>																
19 <b>OSUNA SAEZ</b> Jose Manuel [ESP]	<b>3</b>	25	1	<b>3</b>																
20 <b>SEABRIGHT</b> Fenton [GBR]	<b>2</b>	26	1	<b>2</b>																
21 <b>VANNUCCI</b> Matteo [ITA]	<b>2</b>	26	0	<b>2</b>																
22 <b>FONTAINHA</b> Kevin [BRA]	<b>1</b>	27	1	<b>1</b>																

24/03/2024 First Line: Championship Standings - Second Line: Ranking Progression  
 These data/results cannot be reproduced, stored and/or transmitted in whole or in part by any manner of electronic, mechanical, photocopying, recording, broadcasting or otherwise now known or herein after developed without the previous express consent by the copyright owner, except for reproduction in daily press and regular printed publications on sale to the public within 60 days of the event related to those data/results and always provided that copyright symbol appears together as follows below.  
 © DORNA WSBK ORGANIZATION Srl 2024



Circuit de Barcelona 4.657 m

**Pirelli Catalunya Round, 22-24 March 2024**  
**Manufacturers Standings**

	Points	Points From First	Points From Previous	March 24 <b>BARCELONA</b>	April 21 <b>ASSEN</b>	June 16 <b>MISANO</b>	July 21 <b>MOST</b>	August 11 <b>PORTIMAO</b>	September 8 <b>MAGNY-COURS</b>	September 29 <b>ARAGON</b>	October 20 <b>JEREZ</b>							
1 <b>KAWASAKI</b>	<b>38</b>			13 25 3 1														
2 <b>YAMAHA</b>	<b>30</b>	8		20 10 2 2														
3 <b>KOVE</b>	<b>29</b>	9	1	9 20 4 3														
4 <b>KTM</b>	<b>25</b>	13	4	25 1 4														

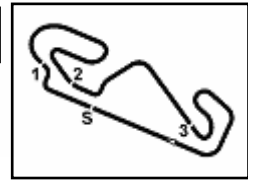
24/03/2024 First Line: Championship Standings - Second Line: Ranking Progression

These data/results cannot be reproduced, stored and/or transmitted in whole or in part by any manner of electronic, mechanical, photocopying, recording, broadcasting or otherwise now known or herein after developed without the previous express consent by the copyright owner, except for reproduction in daily press and regular printed publications on sale to the public within 60 days of the event related to those data/results and always provided that copyright symbol appears together as follows below.

© DORNA WSBK ORGANIZATION Srl 2024







Circuit de Barcelona 4.657 m

**Pirelli Catalunya Round, 22-24 March 2024**  
**Pirelli Best Lap Award**

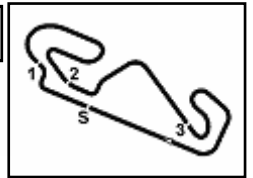
	Points	Points From First	Points From Previous	March 24 <b>BARCELONA</b>	April 21 <b>ASSEN</b>	June 16 <b>MISANO</b>	July 21 <b>MOST</b>	August 11 <b>PORTIMAO</b>	September 8 <b>MAGNY-COURS</b>	September 29 <b>ARAGON</b>	October 20 <b>JEREZ</b>						
1 <b>GARCIA GONZALEZ</b> Julio [ESP]	1			1													
2 <b>GARCIA</b> Marc [ESP]	1	0		1													

24/03/2024

First Line: Championship Standings - Second Line: Ranking Progression

These data/results cannot be reproduced, stored and/or transmitted in whole or in part by any manner of electronic, mechanical, photocopying, recording, broadcasting or otherwise now known or herein after developed without the previous express consent by the copyright owner, except for reproduction in daily press and regular printed publications on sale to the public within 60 days of the event related to those data/results and always provided that copyright symbol appears together as follows below.

© DORNA WSBK ORGANIZATION Srl 2024



**Pirelli Catalunya Round, 22-24 March 2024**  
**Best Sectors & Speed Race 2**

RESULTS			
1	58	I. IGLESIAS BRAVO	Kawasaki Ninja 400
2	48	J. GARCIA GONZALEZ	Kove 321RR
3	8	B. IERACI	Kawasaki Ninja 400
4	88	D. MOGEDA	Kawasaki Ninja 400
5	53	P. SVOBODA	Kawasaki Ninja 400
6	55	U. CALATAYUD	Yamaha YZF-R3
7	56	G. PRATAMA	Yamaha YZF-R3
8	57	A. MAHENDRA	Yamaha YZF-R3
9	23	S. DI SORA	Yamaha YZF-R3
10	43	M. GAGGI	Yamaha YZF-R3
11	17	R. BIJMAN	Kawasaki Ninja 400
12	26	M. GENNAI	Kawasaki Ninja 400
13	77	J. OSUNA SAEZ	Kawasaki Ninja 400
14	47	F. SEABRIGHT	Kawasaki Ninja 400
15	7	L. VENEMAN	Kawasaki Ninja 400
16	38	D. SALVADOR	Yamaha YZF-R3
17	1	J. BUIS	KTM RC 390 R
18	22	M. GARCIA	Kove 321RR
19	91	M. VANNUCCI	Yamaha YZF-R3
20	62	K. FONTAINHA	Yamaha YZF-R3
21	31	E. BARTOLINI	Yamaha YZF-R3
22	71	I. BOLANO HERNANDEZ	Kawasaki Ninja 400
23	4	E. CAZZANIGA	Yamaha YZF-R3
24	11	F. NOVOTNY	Kawasaki Ninja 400
25	41	R. TRAGNI	Yamaha YZF-R3
26	25	M. MARTELLA	Kawasaki Ninja 400
27	24	M. AGAZZI	Yamaha YZF-R3
28	29	G. ZANNINI	Kawasaki Ninja 400
29	66	P. TONN	KTM RC 390 R
30	27	C. CLARK	Kawasaki Ninja 400
31	80	G. MANSO	Yamaha YZF-R3
RET	85	K. SABATUCCI	Kawasaki Ninja 400
RET	9	E. ERCOLANI	Yamaha YZF-R3

SPEED			
1	91	M. VANNUCCI	Yamaha YZF-R3
2	22	M. GARCIA	Kove 321RR
3	62	K. FONTAINHA	Yamaha YZF-R3
4	38	D. SALVADOR	Yamaha YZF-R3
5	71	I. BOLANO HERNANDEZ	Kawasaki Ninja 400
6	56	G. PRATAMA	Yamaha YZF-R3
7	7	L. VENEMAN	Kawasaki Ninja 400
8	31	E. BARTOLINI	Yamaha YZF-R3
9	80	G. MANSO	Yamaha YZF-R3
10	66	P. TONN	KTM RC 390 R
11	77	J. OSUNA SAEZ	Kawasaki Ninja 400
12	43	M. GAGGI	Yamaha YZF-R3
13	47	F. SEABRIGHT	Kawasaki Ninja 400
14	53	P. SVOBODA	Kawasaki Ninja 400
15	88	D. MOGEDA	Kawasaki Ninja 400
16	58	I. IGLESIAS BRAVO	Kawasaki Ninja 400
17	48	J. GARCIA GONZALEZ	Kove 321RR
18	26	M. GENNAI	Kawasaki Ninja 400
19	57	A. MAHENDRA	Yamaha YZF-R3
20	85	K. SABATUCCI	Kawasaki Ninja 400
21	1	J. BUIS	KTM RC 390 R
22	17	R. BIJMAN	Kawasaki Ninja 400
23	25	M. MARTELLA	Kawasaki Ninja 400
24	23	S. DI SORA	Yamaha YZF-R3
25	41	R. TRAGNI	Yamaha YZF-R3
26	11	F. NOVOTNY	Kawasaki Ninja 400
27	9	E. ERCOLANI	Yamaha YZF-R3
28	4	E. CAZZANIGA	Yamaha YZF-R3
29	24	M. AGAZZI	Yamaha YZF-R3
30	55	U. CALATAYUD	Yamaha YZF-R3
31	8	B. IERACI	Kawasaki Ninja 400
32	27	C. CLARK	Kawasaki Ninja 400
33	29	G. ZANNINI	Kawasaki Ninja 400

SEG. 1	
1	8 B. IERACI 20.982
2	48 J. GARCIA GONZALEZ 21.060
3	88 D. MOGEDA 21.092
4	23 S. DI SORA 21.115
5	91 M. VANNUCCI 21.142
6	7 L. VENEMAN 21.161
7	38 D. SALVADOR 21.202
8	56 G. PRATAMA 21.221
9	47 F. SEABRIGHT 21.232
10	22 M. GARCIA 21.238
11	57 A. MAHENDRA 21.251
12	26 M. GENNAI 21.256
13	53 P. SVOBODA 21.277
14	43 M. GAGGI 21.283
15	4 E. CAZZANIGA 21.285
16	85 K. SABATUCCI 21.287
17	58 I. IGLESIAS BRAVO 21.291
18	62 K. FONTAINHA 21.302
19	1 J. BUIS 21.307
20	9 E. ERCOLANI 21.350
21	55 U. CALATAYUD 21.361
22	77 J. OSUNA SAEZ 21.363
23	17 R. BIJMAN 21.371
24	31 E. BARTOLINI 21.374
25	80 G. MANSO 21.390
26	41 R. TRAGNI 21.426
27	66 P. TONN 21.439
28	25 M. MARTELLA 21.477
29	71 I. BOLANO HERNANDEZ 21.494
30	24 M. AGAZZI 21.506
31	11 F. NOVOTNY 21.721
32	27 C. CLARK 22.115
33	29 G. ZANNINI 22.125

SEG. 2	
1	8 B. IERACI 35.393
2	57 A. MAHENDRA 35.411
3	48 J. GARCIA GONZALEZ 35.415
4	91 M. VANNUCCI 35.418
5	85 K. SABATUCCI 35.432
6	58 I. IGLESIAS BRAVO 35.470
7	38 D. SALVADOR 35.521
8	43 M. GAGGI 35.561
9	88 D. MOGEDA 35.565
10	26 M. GENNAI 35.566
11	47 F. SEABRIGHT 35.589
12	55 U. CALATAYUD 35.597
13	77 J. OSUNA SAEZ 35.605
14	22 M. GARCIA 35.618
15	9 E. ERCOLANI 35.626
16	80 G. MANSO 35.655
17	7 L. VENEMAN 35.658
18	31 E. BARTOLINI 35.668
19	53 P. SVOBODA 35.693
20	23 S. DI SORA 35.712
21	17 R. BIJMAN 35.732
22	62 K. FONTAINHA 35.737
23	71 I. BOLANO HERNANDEZ 35.744
24	56 G. PRATAMA 35.748
25	1 J. BUIS 35.753
26	4 E. CAZZANIGA 35.816
27	25 M. MARTELLA 35.858
28	41 R. TRAGNI 35.910
29	11 F. NOVOTNY 36.003
30	24 M. AGAZZI 36.017
31	29 G. ZANNINI 36.199
32	66 P. TONN 36.255
33	27 C. CLARK 36.301

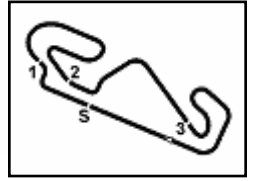
SEG. 3	
1	8 B. IERACI 24.104
2	57 A. MAHENDRA 24.108
3	48 J. GARCIA GONZALEZ 24.133
4	55 U. CALATAYUD 24.136
5	1 J. BUIS 24.141
6	85 K. SABATUCCI 24.143
7	38 D. SALVADOR 24.145
8	47 F. SEABRIGHT 24.190
9	58 I. IGLESIAS BRAVO 24.198
10	88 D. MOGEDA 24.210
11	56 G. PRATAMA 24.221
12	77 J. OSUNA SAEZ 24.228
13	9 E. ERCOLANI 24.257
14	80 G. MANSO 24.257
15	53 P. SVOBODA 24.264
16	22 M. GARCIA 24.270
17	23 S. DI SORA 24.273
18	91 M. VANNUCCI 24.273
19	17 R. BIJMAN 24.303
20	7 L. VENEMAN 24.322
21	71 I. BOLANO HERNANDEZ 24.344
22	31 E. BARTOLINI 24.352
23	26 M. GENNAI 24.353
24	62 K. FONTAINHA 24.381
25	4 E. CAZZANIGA 24.386
26	43 M. GAGGI 24.420
27	25 M. MARTELLA 24.475
28	66 P. TONN 24.526
29	11 F. NOVOTNY 24.599
30	41 R. TRAGNI 24.643
31	24 M. AGAZZI 24.704
32	27 C. CLARK 24.740
33	29 G. ZANNINI 24.755

SEG. 4	
1	23 S. DI SORA 34.087
2	48 J. GARCIA GONZALEZ 34.088
3	56 G. PRATAMA 34.090
4	26 M. GENNAI 34.143
5	8 B. IERACI 34.154
6	31 E. BARTOLINI 34.157
7	43 M. GAGGI 34.162
8	85 K. SABATUCCI 34.168
9	57 A. MAHENDRA 34.194
10	38 D. SALVADOR 34.197
11	17 R. BIJMAN 34.199
12	9 E. ERCOLANI 34.205
13	7 L. VENEMAN 34.223
14	53 P. SVOBODA 34.230
15	88 D. MOGEDA 34.232
16	58 I. IGLESIAS BRAVO 34.260
17	55 U. CALATAYUD 34.269
18	1 J. BUIS 34.295
19	11 F. NOVOTNY 34.346
20	22 M. GARCIA 34.357
21	91 M. VANNUCCI 34.370
22	47 F. SEABRIGHT 34.374
23	77 J. OSUNA SAEZ 34.374
24	80 G. MANSO 34.382
25	62 K. FONTAINHA 34.426
26	25 M. MARTELLA 34.484
27	71 I. BOLANO HERNANDEZ 34.490
28	4 E. CAZZANIGA 34.513
29	41 R. TRAGNI 34.585
30	66 P. TONN 34.646
31	24 M. AGAZZI 34.761
32	27 C. CLARK 34.860
33	29 G. ZANNINI 35.004

24/03/2024

These data/results cannot be reproduced, stored and/or transmitted in whole or in part by any manner of electronic, mechanical, photocopying, recording, broadcasting or otherwise now known or herein after developed without the previous express consent by the copyright owner, except for reproduction in daily press and regular printed publications on sale to the public within 60 days of the event related to those data/results and always provided that copyright symbol appears together as follows below.

© DORNA WSBK ORGANIZATION Srl 2024



**Pirelli Catalunya Round, 22-24 March 2024**  
**Lap Chart Race 2**

Lap												
	1	2	3	4	5	6	7	8	9	10	11	12
1	55	8	1	58	58	85	58	1	58	58	58	58
2	1	48	55	1	57	55	85	38	55	38	57	48
3	22	55	48	8	88	8	55	48	53	8	17	8
4	8	85	58	23	1	38	8	58	8	17	23	88
5	53	58	8	55	48	58	38	88	38	53	53	53
6	85	1	23	48	85	1	48	23	17	88	88	56
7	48	22	85	85	8	48	88	8	1	23	8	55
8	58	53	91	57	55	43	1	55	57	55	56	57
9	17	57	57	88	38	17	23	85	88	57	48	23
10	23	17	17	43	43	57	43	53	23	85	55	17
11	7	23	88	38	17	88	17	17	85	1	26	26
12	57	88	43	53	23	53	57	57	26	43	77	43
13	88	91	53	17	53	23	56	43	56	48	85	77
14	43	7	38	77	7	7	53	7	48	26	43	47
15	91	43	7	7	77	77	26	26	77	7	22	38
16	77	38	77	26	26	56	91	56	43	77	47	7
17	56	77	26	56	56	22	7	77	7	56	38	1
18	38	26	22	22	47	26	77	91	91	22	7	22
19	62	56	56	91	31	47	47	47	47	47	1	91
20	31	31	47	31	22	91	22	22	62	62	62	62
21	26	47	31	47	91	9	62	62	22	91	91	31
22	66	62	9	80	9	31	31	71	71	71	31	71
23	47	66	71	9	80	80	71	31	31	31	71	4
24	80	80	4	71	71	62	4	4	4	4	4	11
25	71	9	80	62	62	71	11	25	25	11	11	41
26	9	71	62	4	4	4	41	24	41	41	25	25
27	4	4	25	25	11	25	25	41	11	25	41	24
28	24	41	41	11	41	11	24	11	24	24	24	29
29	41	24	24	41	25	41	66	66	29	66	66	66
30	25	11	11	24	24	24	29	27	66	27	29	27
31	11	25	66	29	66	29	27	29	27	29	27	80
32	29	29	29	66	27	66	80	80	80	80	80	
33	27	27	27	27	29	27	9					

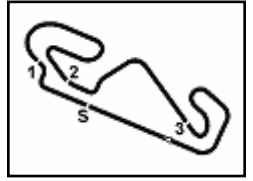
Final Result		
1	<b>58 I. IGLESIAS BRAVO</b>	Laps 12
2	<b>48 J. GARCIA GONZALEZ</b>	0.064
3	<b>8 B. IERACI</b>	0.116
4	<b>88 D. MOGEDA</b>	0.143
5	<b>53 P. SVOBODA</b>	0.264
6	<b>55 U. CALATAYUD</b>	0.573
7	<b>56 G. PRATAMA (P)</b>	0.600
8	<b>57 A. MAHENDRA</b>	0.626
9	<b>23 S. DI SORA</b>	0.644
10	<b>43 M. GAGGI</b>	0.937
11	<b>17 R. BIJMAN (P)</b>	0.980
12	<b>26 M. GENNAI (P)</b>	1.000
13	<b>77 J. OSUNA SAEZ</b>	1.733
14	<b>47 F. SEABRIGHT</b>	1.734
15	<b>7 L. VENEMAN</b>	1.847
16	<b>38 D. SALVADOR (P)</b>	1.900
17	<b>1 J. BUIS</b>	1.946
18	<b>22 M. GARCIA</b>	2.567
19	<b>91 M. VANNUCCI</b>	2.612
20	<b>62 K. FONTAINHA</b>	5.304
21	<b>31 E. BARTOLINI</b>	7.905
22	<b>71 I. BOLANO HERNANDE</b>	7.926
23	<b>4 E. CAZZANIGA</b>	14.183
24	<b>11 F. NOVOTNY</b>	20.293
25	<b>41 R. TRAGNI</b>	20.298
26	<b>25 M. MARTELLA</b>	20.324
27	<b>24 M. AGAZZI</b>	21.039
28	<b>29 G. ZANNINI</b>	32.958
29	<b>66 P. TONNI</b>	33.010
30	<b>27 C. CLARK</b>	33.024
31	<b>80 G. MANSO</b>	57.607
RET	<b>85 K. SABATUCCI</b>	1 Lap
RET	<b>9 E. ERCOLANI</b>	5 Laps

24/03/2024

These data/results cannot be reproduced, stored and/or transmitted in whole or in part by any manner of electronic, mechanical, photocopying, recording, broadcasting or otherwise now known or herein after developed without the previous express consent by the copyright owner, except for reproduction in daily press and regular printed publications on sale to the public within 60 days of the event related to those data/results and always provided that copyright symbol appears together as follows below.

© DORNA WSBK ORGANIZATION Srl 2024





Circuit de Barcelona 4.657 m

**Pirelli Catalunya Round, 22-24 March 2024**  
**Lap Chart Race 2**

**2 / 4**

Lap 1		
1	<b>55</b>	U.Calatayud 1'58.000
2	<b>1</b>	J.Buis 0.542
3	<b>22</b>	M.Garcia 0.768
4	<b>8</b>	B.Ieraci 0.820
5	<b>53</b>	P.Svoboda 1.157
6	<b>85</b>	K.Sabatucci 1.293
7	<b>48</b>	J.Garcia Gonzalez 1.340
8	<b>58</b>	I.Iglesias Bravo 1.552
9	<b>17</b>	R.Bijman 1.703
10	<b>23</b>	S.Di Sora 1.727
11	<b>7</b>	L.Veneman 2.116
12	<b>57</b>	A.Mahendra 2.151
13	<b>88</b>	D.Mogeda 2.311
14	<b>43</b>	M.Gaggi 2.426
15	<b>91</b>	M.Vannucci 2.620
16	<b>77</b>	J.Osuna Saez 2.698
17	<b>56</b>	G.Pratama 3.121
18	<b>38</b>	D.Salvador 3.158
19	<b>62</b>	K.Fontainha 3.275
20	<b>31</b>	E.Bartolini 3.294
21	<b>26</b>	M.Gennai 3.484
22	<b>66</b>	P.Tonn 3.739
23	<b>47</b>	F.Seabright 3.867
24	<b>80</b>	G.Manso 4.019
25	<b>71</b>	I.Bolano Hernandez 4.120
26	<b>9</b>	E.Ercolani 4.358
27	<b>4</b>	E.Cazzaniga 4.572
28	<b>24</b>	M.Agazzi 4.766
29	<b>41</b>	R.Tragni 4.947
30	<b>25</b>	M.Martella 5.039
31	<b>11</b>	F.Novotny 5.077
32	<b>29</b>	G.Zannini 5.985
33	<b>27</b>	C.Clark 6.027

3	<b>48</b>	J.Garcia Gonzalez 0.065
4	<b>58</b>	I.Iglesias Bravo 0.192
5	<b>8</b>	B.Ieraci 0.304
6	<b>23</b>	S.Di Sora 0.384
7	<b>85</b>	K.Sabatucci 0.543
8	<b>91</b>	M.Vannucci 0.638
9	<b>57</b>	A.Mahendra 0.644
10	<b>17</b>	R.Bijman 0.684
11	<b>88</b>	D.Mogeda 0.786
12	<b>43</b>	M.Gaggi 0.904
13	<b>53</b>	P.Svoboda 1.025
14	<b>38</b>	D.Salvador 1.238
15	<b>7</b>	L.Veneman 1.405
16	<b>77</b>	J.Osuna Saez 1.482
17	<b>26</b>	M.Gennai 1.659
18	<b>22</b>	M.Garcia 1.709
19	<b>56</b>	G.Pratama 1.891
20	<b>47</b>	F.Seabright 1.917
21	<b>31</b>	E.Bartolini 2.032
22	<b>9</b>	E.Ercolani 4.030
23	<b>71</b>	I.Bolano Hernandez 4.311
24	<b>4</b>	E.Cazzaniga 4.322
25	<b>80</b>	G.Manso 4.492
26	<b>62</b>	K.Fontainha 4.695
27	<b>25</b>	M.Martella 5.541
28	<b>41</b>	R.Tragni 6.172
29	<b>24</b>	M.Agazzi 6.387
30	<b>11</b>	F.Novotny 6.425
31	<b>66</b>	P.Tonn 9.047
32	<b>29</b>	G.Zannini 10.791
33	<b>27</b>	C.Clark 10.980

6	<b>85</b>	K.Sabatucci 0.657
7	<b>8</b>	B.Ieraci 0.765
8	<b>55</b>	U.Calatayud 0.824
9	<b>38</b>	D.Salvador 0.933
10	<b>43</b>	M.Gaggi 1.040
11	<b>17</b>	R.Bijman 1.153
12	<b>23</b>	S.Di Sora 1.293
13	<b>53</b>	P.Svoboda 1.435
14	<b>7</b>	L.Veneman 1.574
15	<b>77</b>	J.Osuna Saez 1.662
16	<b>26</b>	M.Gennai 1.722
17	<b>56</b>	G.Pratama 1.759
18	<b>47</b>	F.Seabright 1.943
19	<b>31</b>	E.Bartolini 2.054
20	<b>22</b>	M.Garcia 2.209
21	<b>91</b>	M.Vannucci 2.656
22	<b>9</b>	E.Ercolani 2.792
23	<b>80</b>	G.Manso 3.164
24	<b>71</b>	I.Bolano Hernandez 3.571
25	<b>62</b>	K.Fontainha 3.790
26	<b>4</b>	E.Cazzaniga 4.903
27	<b>11</b>	F.Novotny 7.917
28	<b>41</b>	R.Tragni 8.397
29	<b>25</b>	M.Martella 8.415
30	<b>24</b>	M.Agazzi 8.880
31	<b>66</b>	P.Tonn 15.963
32	<b>27</b>	C.Clark 16.016
33	<b>29</b>	G.Zannini 16.494

9	<b>23</b>	S.Di Sora 0.898
10	<b>43</b>	M.Gaggi 1.017
11	<b>17</b>	R.Bijman 1.139
12	<b>57</b>	A.Mahendra 1.140
13	<b>56</b>	G.Pratama 1.327
14	<b>53</b>	P.Svoboda 1.544
15	<b>26</b>	M.Gennai 1.661
16	<b>91</b>	M.Vannucci 1.939
17	<b>7</b>	L.Veneman 2.027
18	<b>77</b>	J.Osuna Saez 2.141
19	<b>47</b>	F.Seabright 2.289
20	<b>22</b>	M.Garcia 2.395
21	<b>62</b>	K.Fontainha 2.737
22	<b>31</b>	E.Bartolini 3.916
23	<b>71</b>	I.Bolano Hernandez 3.924
24	<b>4</b>	E.Cazzaniga 6.941
25	<b>11</b>	F.Novotny 11.538
26	<b>41</b>	R.Tragni 11.667
27	<b>25</b>	M.Martella 11.887
28	<b>24</b>	M.Agazzi 11.927
29	<b>66</b>	P.Tonn 21.916
30	<b>29</b>	G.Zannini 21.936
31	<b>27</b>	C.Clark 22.020
32	<b>80</b>	G.Manso 45.229
33	<b>9</b>	E.Ercolani 1'18.148

Lap 2		
1	<b>8</b>	B.Ieraci 3'54.329
2	<b>48</b>	J.Garcia Gonzalez 0.008
3	<b>55</b>	U.Calatayud 0.071
4	<b>85</b>	K.Sabatucci 0.156
5	<b>58</b>	I.Iglesias Bravo 0.530
6	<b>1</b>	J.Buis 0.638
7	<b>22</b>	M.Garcia 1.094
8	<b>53</b>	P.Svoboda 1.175
9	<b>57</b>	A.Mahendra 1.184
10	<b>17</b>	R.Bijman 1.317
11	<b>23</b>	S.Di Sora 1.397
12	<b>88</b>	D.Mogeda 1.578
13	<b>91</b>	M.Vannucci 1.665
14	<b>7</b>	L.Veneman 1.806
15	<b>43</b>	M.Gaggi 2.021
16	<b>38</b>	D.Salvador 2.234
17	<b>77</b>	J.Osuna Saez 2.276
18	<b>26</b>	M.Gennai 2.510
19	<b>56</b>	G.Pratama 2.617
20	<b>31</b>	E.Bartolini 3.207
21	<b>47</b>	F.Seabright 3.320
22	<b>62</b>	K.Fontainha 3.744
23	<b>66</b>	P.Tonn 4.276
24	<b>80</b>	G.Manso 4.338
25	<b>9</b>	E.Ercolani 4.352
26	<b>71</b>	I.Bolano Hernandez 4.464
27	<b>4</b>	E.Cazzaniga 4.595
28	<b>41</b>	R.Tragni 5.295
29	<b>24</b>	M.Agazzi 5.610
30	<b>11</b>	F.Novotny 5.675
31	<b>25</b>	M.Martella 5.714
32	<b>29</b>	G.Zannini 8.222
33	<b>27</b>	C.Clark 8.699

Lap 4		
1	<b>58</b>	I.Iglesias Bravo 7'48.110
2	<b>1</b>	J.Buis 0.023
3	<b>8</b>	B.Ieraci 0.203
4	<b>23</b>	S.Di Sora 0.235
5	<b>55</b>	U.Calatayud 0.296
6	<b>48</b>	J.Garcia Gonzalez 0.396
7	<b>85</b>	K.Sabatucci 0.470
8	<b>57</b>	A.Mahendra 0.543
9	<b>88</b>	D.Mogeda 0.701
10	<b>43</b>	M.Gaggi 0.832
11	<b>38</b>	D.Salvador 0.938
12	<b>53</b>	P.Svoboda 0.971
13	<b>17</b>	R.Bijman 1.077
14	<b>77</b>	J.Osuna Saez 1.228
15	<b>7</b>	L.Veneman 1.266
16	<b>26</b>	M.Gennai 1.417
17	<b>56</b>	G.Pratama 1.573
18	<b>22</b>	M.Garcia 1.973
19	<b>91</b>	M.Vannucci 2.076
20	<b>31</b>	E.Bartolini 2.116
21	<b>47</b>	F.Seabright 2.326
22	<b>80</b>	G.Manso 3.725
23	<b>9</b>	E.Ercolani 3.731
24	<b>71</b>	I.Bolano Hernandez 3.943
25	<b>62</b>	K.Fontainha 4.261
26	<b>4</b>	E.Cazzaniga 4.848
27	<b>25</b>	M.Martella 6.587
28	<b>11</b>	F.Novotny 6.715
29	<b>41</b>	R.Tragni 6.860
30	<b>24</b>	M.Agazzi 7.411
31	<b>29</b>	G.Zannini 13.853
32	<b>66</b>	P.Tonn 13.901
33	<b>27</b>	C.Clark 13.924

Lap 6		
1	<b>85</b>	K.Sabatucci 11'41.936
2	<b>55</b>	U.Calatayud 0.069
3	<b>8</b>	B.Ieraci 0.140
4	<b>38</b>	D.Salvador 0.153
5	<b>58</b>	I.Iglesias Bravo 0.288
6	<b>1</b>	J.Buis 0.842
7	<b>48</b>	J.Garcia Gonzalez 0.869
8	<b>43</b>	M.Gaggi 0.925
9	<b>17</b>	R.Bijman 1.013
10	<b>57</b>	A.Mahendra 1.022
11	<b>88</b>	D.Mogeda 1.174
12	<b>53</b>	P.Svoboda 1.318
13	<b>23</b>	S.Di Sora 1.376
14	<b>7</b>	L.Veneman 1.565
15	<b>77</b>	J.Osuna Saez 1.717
16	<b>56</b>	G.Pratama 1.759
17	<b>22</b>	M.Garcia 1.949
18	<b>26</b>	M.Gennai 2.067
19	<b>47</b>	F.Seabright 2.335
20	<b>91</b>	M.Vannucci 2.467
21	<b>9</b>	E.Ercolani 2.728
22	<b>31</b>	E.Bartolini 2.763
23	<b>80</b>	G.Manso 2.809
24	<b>62</b>	K.Fontainha 2.945
25	<b>71</b>	I.Bolano Hernandez 3.085
26	<b>4</b>	E.Cazzaniga 5.352
27	<b>25</b>	M.Martella 9.522
28	<b>11</b>	F.Novotny 9.552
29	<b>41</b>	R.Tragni 9.776
30	<b>24</b>	M.Agazzi 10.289
31	<b>29</b>	G.Zannini 18.178
32	<b>66</b>	P.Tonn 18.260
33	<b>27</b>	C.Clark 18.405

Lap 8		
1	<b>1</b>	J.Buis 15'36.726
2	<b>38</b>	D.Salvador 0.033
3	<b>48</b>	J.Garcia Gonzalez 0.046
4	<b>58</b>	I.Iglesias Bravo 0.105
5	<b>88</b>	D.Mogeda 0.209
6	<b>23</b>	S.Di Sora 0.285
7	<b>8</b>	B.Ieraci 0.398
8	<b>55</b>	U.Calatayud 0.496
9	<b>85</b>	K.Sabatucci 0.653
10	<b>53</b>	P.Svoboda 0.732
11	<b>17</b>	R.Bijman 0.793
12	<b>57</b>	A.Mahendra 0.843
13	<b>43</b>	M.Gaggi 0.945
14	<b>7</b>	L.Veneman 0.955
15	<b>26</b>	M.Gennai 1.001
16	<b>56</b>	G.Pratama 1.072
17	<b>77</b>	J.Osuna Saez 1.100
18	<b>91</b>	M.Vannucci 1.278
19	<b>47</b>	F.Seabright 1.389
20	<b>22</b>	M.Garcia 1.502
21	<b>62</b>	K.Fontainha 1.713
22	<b>71</b>	I.Bolano Hernandez 3.908
23	<b>31</b>	E.Bartolini 3.928
24	<b>4</b>	E.Cazzaniga 7.295
25	<b>25</b>	M.Martella 12.864
26	<b>24</b>	M.Agazzi 12.871
27	<b>41</b>	R.Tragni 13.176
28	<b>11</b>	F.Novotny 13.259
29	<b>66</b>	P.Tonn 23.864
30	<b>27</b>	C.Clark 23.883
31	<b>29</b>	G.Zannini 23.886
32	<b>80</b>	G.Manso 47.284

Lap 3		
1	<b>1</b>	J.Buis 5'51.216
2	<b>55</b>	U.Calatayud 0.060

Lap 5		
1	<b>58</b>	I.Iglesias Bravo 9'44.877
2	<b>57</b>	A.Mahendra 0.163
3	<b>88</b>	D.Mogeda 0.297
4	<b>1</b>	J.Buis 0.459
5	<b>48</b>	J.Garcia Gonzalez 0.569

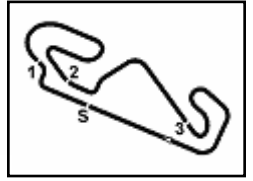
Lap 7		
1	<b>58</b>	I.Iglesias Bravo 13'38.636
2	<b>85</b>	K.Sabatucci 0.132
3	<b>55</b>	U.Calatayud 0.179
4	<b>8</b>	B.Ieraci 0.313
5	<b>38</b>	D.Salvador 0.444
6	<b>48</b>	J.Garcia Gonzalez 0.672
7	<b>88</b>	D.Mogeda 0.773
8	<b>1</b>	J.Buis 0.819

Lap 9		
1	<b>58</b>	I.Iglesias Bravo 17'33.174
2	<b>55</b>	U.Calatayud 0.036
3	<b>53</b>	P.Svoboda 0.176
4	<b>8</b>	B.Ieraci 0.400
5	<b>38</b>	D.Salvador 0.500
6	<b>17</b>	R.Bijman 0.598
7	<b>1</b>	J.Buis 0.942
8	<b>57</b>	A.Mahendra 1.029
9	<b>88</b>	D.Mogeda 1.150
10	<b>23</b>	S.Di Sora 1.156
11	<b>85</b>	K.Sabatucci 1.251
12	<b>26</b>	M.Gennai 1.352

24/03/2024

These data/results cannot be reproduced, stored and/or transmitted in whole or in part by any manner of electronic, mechanical, photocopying, recording, broadcasting or otherwise now known or herein after developed without the previous express consent by the copyright owner, except for reproduction in daily press and regular printed publications on sale to the public within 60 days of the event related to those data/results and always provided that copyright symbol appears together as follows below.

© DORNA WSBK ORGANIZATION Srl 2024



**Pirelli Catalunya Round, 22-24 March 2024**  
**Lap Chart Race 2**

13	<b>56</b> G.Pratama	1.427	18	<b>7</b> L.Veneman	1.914
14	<b>48</b> J.Garcia Gonzalez	1.642	19	<b>1</b> J.Buis	1.957
15	<b>77</b> J.Osuna Saez	1.723	20	<b>62</b> K.Fontainha	2.081
16	<b>43</b> M.Gaggi	1.794	21	<b>91</b> M.Vannucci	2.145
17	<b>7</b> L.Veneman	2.018	22	<b>31</b> E.Bartolini	6.497
18	<b>91</b> M.Vannucci	2.288	23	<b>71</b> I.Bolano Hernandez	6.844
19	<b>47</b> F.Seabright	2.363	24	<b>4</b> E.Cazzaniga	11.646
20	<b>62</b> K.Fontainha	2.637	25	<b>11</b> F.Novotny	18.072
21	<b>22</b> M.Garcia	2.647	26	<b>25</b> M.Martella	18.310
22	<b>71</b> I.Bolano Hernandez	5.206	27	<b>41</b> R.Tragni	18.323
23	<b>31</b> E.Bartolini	5.216	28	<b>24</b> M.Agazzi	18.795
24	<b>4</b> E.Cazzaniga	9.108	29	<b>66</b> P.Tonn	30.603
25	<b>25</b> M.Martella	14.978	30	<b>29</b> G.Zannini	30.752
26	<b>41</b> R.Tragni	15.096	31	<b>27</b> C.Clark	30.758
27	<b>11</b> F.Novotny	15.139	32	<b>80</b> G.Manso	54.474
28	<b>24</b> M.Agazzi	15.635			
29	<b>29</b> G.Zannini	27.235			
30	<b>66</b> P.Tonn	27.290			
31	<b>27</b> C.Clark	27.366			
32	<b>80</b> G.Manso	50.590			

**Lap 12**

1	<b>58</b> I.Iglesias Bravo	23'24.866
2	<b>48</b> J.Garcia Gonzalez	0.064
3	<b>8</b> B.Ieraci	0.116
4	<b>88</b> D.Mogeda	0.143
5	<b>53</b> P.Svoboda	0.264
6	<b>56</b> G.Pratama	0.514
7	<b>55</b> U.Calatayud	0.573
8	<b>57</b> A.Mahendra	0.626
9	<b>23</b> S.Di Sora	0.644
10	<b>17</b> R.Bijman	0.801
11	<b>26</b> M.Gennai	0.874
12	<b>43</b> M.Gaggi	0.937
13	<b>77</b> J.Osuna Saez	1.733
14	<b>47</b> F.Seabright	1.734
15	<b>38</b> D.Salvador	1.753
16	<b>7</b> L.Veneman	1.847
17	<b>1</b> J.Buis	1.946
18	<b>22</b> M.Garcia	2.567
19	<b>91</b> M.Vannucci	2.612
20	<b>62</b> K.Fontainha	5.304
21	<b>31</b> E.Bartolini	7.905
22	<b>71</b> I.Bolano Hernandez	7.926
23	<b>4</b> E.Cazzaniga	14.183
24	<b>11</b> F.Novotny	20.293
25	<b>41</b> R.Tragni	20.298
26	<b>25</b> M.Martella	20.324
27	<b>24</b> M.Agazzi	21.039
28	<b>29</b> G.Zannini	32.958
29	<b>66</b> P.Tonn	33.010
30	<b>27</b> C.Clark	33.024
31	<b>80</b> G.Manso	57.607

**Lap 10**

1	<b>58</b> I.Iglesias Bravo	19'30.043
2	<b>38</b> D.Salvador	0.087
3	<b>8</b> B.Ieraci	0.148
4	<b>17</b> R.Bijman	0.283
5	<b>53</b> P.Svoboda	0.369
6	<b>88</b> D.Mogeda	0.517
7	<b>23</b> S.Di Sora	0.594
8	<b>55</b> U.Calatayud	0.760
9	<b>57</b> A.Mahendra	0.835
10	<b>85</b> K.Sabatucci	0.996
11	<b>1</b> J.Buis	1.355
12	<b>43</b> M.Gaggi	1.473
13	<b>48</b> J.Garcia Gonzalez	1.590
14	<b>26</b> M.Gennai	1.824
15	<b>7</b> L.Veneman	1.950
16	<b>77</b> J.Osuna Saez	2.176
17	<b>56</b> G.Pratama	2.197
18	<b>22</b> M.Garcia	2.484
19	<b>47</b> F.Seabright	2.617
20	<b>62</b> K.Fontainha	2.917
21	<b>91</b> M.Vannucci	3.019
22	<b>71</b> I.Bolano Hernandez	6.446
23	<b>31</b> E.Bartolini	6.459
24	<b>4</b> E.Cazzaniga	11.045
25	<b>11</b> F.Novotny	16.986
26	<b>41</b> R.Tragni	17.023
27	<b>25</b> M.Martella	17.356
28	<b>24</b> M.Agazzi	17.504
29	<b>66</b> P.Tonn	29.807
30	<b>27</b> C.Clark	29.855
31	<b>29</b> G.Zannini	30.035
32	<b>80</b> G.Manso	53.249

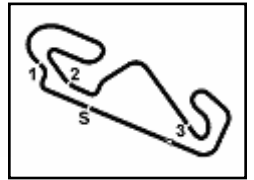
**Lap 11**

1	<b>58</b> I.Iglesias Bravo	21'28.213
2	<b>57</b> A.Mahendra	0.398
3	<b>17</b> R.Bijman	0.451
4	<b>23</b> S.Di Sora	0.481
5	<b>53</b> P.Svoboda	0.584
6	<b>88</b> D.Mogeda	0.672
7	<b>8</b> B.Ieraci	0.778
8	<b>56</b> G.Pratama	1.009
9	<b>48</b> J.Garcia Gonzalez	1.018
10	<b>55</b> U.Calatayud	1.021
11	<b>26</b> M.Gennai	1.166
12	<b>77</b> J.Osuna Saez	1.238
13	<b>85</b> K.Sabatucci	1.322
14	<b>43</b> M.Gaggi	1.451
15	<b>22</b> M.Garcia	1.504
16	<b>47</b> F.Seabright	1.658
17	<b>38</b> D.Salvador	1.796

24/03/2024

These data/results cannot be reproduced, stored and/or transmitted in whole or in part by any manner of electronic, mechanical, photocopying, recording, broadcasting or otherwise now known or herein after developed without the previous express consent by the copyright owner, except for reproduction in daily press and regular printed publications on sale to the public within 60 days of the event related to those data/results and always provided that copyright symbol appears together as follows below.

© DORNA WSBK ORGANIZATION Srl 2024



**Pirelli Catalunya Round, 22-24 March 2024**  
**Lap Chart Race 2**

**Race Pace Comparison**

	58 Igl	48 GaJ	8 Ier	88 Mog	53 Svo	55 Cal	56 Pra	57 Mah	23 DiS	43 Gag	17 Bij	26 Gen	77 Osu	47 Fen
1	1'59.552	1'59.340	1'58.820	2'00.311	1'59.157	1'58.000	2'01.121	2'00.151	1'59.727	2'00.426	1'59.703	2'01.484	2'00.698	2'01.867
2	<b>1'55.307</b>	<b>1'54.997</b>	<b>1'55.509</b>	<b>1'55.596</b>	1'56.347	1'56.400	<b>1'55.825</b>	<b>1'55.362</b>	1'55.999	1'55.924	<b>1'55.943</b>	<b>1'55.355</b>	<b>1'55.907</b>	1'55.782
3	1'56.549	1'56.944	1'57.191	1'56.095	1'56.737	1'56.876	1'56.161	1'56.347	<b>1'55.874</b>	<b>1'55.770</b>	1'56.254	1'56.036	1'56.093	<b>1'55.484</b>
4	1'56.702	1'57.225	1'56.793	1'56.809	1'56.840	1'57.130	1'56.576	1'56.793	1'56.745	1'56.822	1'57.287	1'56.652	1'56.640	1'57.303
5	1'56.767	1'56.940	1'57.329	1'56.363	1'57.231	1'57.295	1'56.953	1'56.387	1'57.825	1'56.975	1'56.843	1'57.072	1'57.201	1'56.384
6	1'57.347	1'57.359	1'56.434	1'57.936	1'56.942	1'56.304	1'57.059	1'57.918	1'57.142	1'56.944	1'56.919	1'57.404	1'57.114	1'57.451
7	1'56.412	1'56.503	1'56.873	1'56.299	1'56.926	1'56.810	1'56.268	1'56.818	1'56.222	1'56.792	1'56.826	1'56.294	1'57.124	1'56.654
8	1'58.195	1'57.464	1'58.175	1'57.526	1'57.278	1'58.407	1'57.835	1'57.793	1'57.477	1'58.018	1'57.744	1'57.430	1'57.049	1'57.190
9	1'56.343	1'58.044	1'56.450	1'57.389	<b>1'55.892</b>	<b>1'55.988</b>	1'56.803	1'56.634	1'57.319	1'57.297	1'56.253	1'56.799	1'57.071	1'57.422
10	1'56.869	1'56.817	1'56.617	1'56.236	1'57.062	1'57.593	1'57.639	1'56.675	1'56.307	1'56.548	1'56.554	1'57.341	1'57.322	1'57.123
11	1'58.170	1'57.598	1'58.800	1'58.325	1'58.385	1'58.431	1'56.982	1'57.733	1'58.057	1'58.148	1'58.338	1'57.512	1'57.232	1'57.211
12	1'56.653	1'55.699	1'55.991	1'56.124	1'56.333	1'56.205	1'56.158	1'56.881	1'56.816	1'56.139	1'57.003	1'56.361	1'57.148	1'56.729

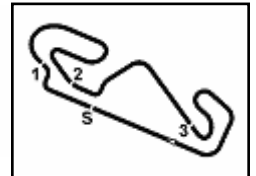
	7 Ven	38 Sal	1 Bui	22 Gar	91 Van	62 Fon	31 Bar	71 Bol	4 Caz	11 Nov	41 Tra	25 Mar	24 Aga	29 Zan
1	2'00.116	2'01.158	1'58.542	1'58.768	2'00.620	2'01.275	2'01.294	2'02.120	2'02.572	2'03.077	2'02.947	2'03.039	2'02.766	2'03.985
2	<b>1'56.019</b>	<b>1'55.405</b>	1'56.425	<b>1'56.655</b>	<b>1'55.374</b>	1'56.798	1'56.242	1'56.673	<b>1'56.352</b>	<b>1'56.927</b>	<b>1'56.677</b>	1'57.004	<b>1'57.173</b>	<b>1'58.566</b>
3	1'56.486	1'55.891	<b>1'56.249</b>	1'57.502	1'55.860	1'57.838	<b>1'55.712</b>	1'56.734	1'56.614	1'57.637	1'57.764	<b>1'56.714</b>	1'57.664	1'59.456
4	1'56.755	1'56.594	1'56.917	1'57.158	1'58.332	1'56.460	1'56.978	1'56.526	1'57.420	1'57.184	1'57.582	1'57.940	1'57.918	1'59.956
5	1'57.075	1'56.762	1'57.203	1'57.003	1'57.347	1'56.296	1'56.705	<b>1'56.395</b>	1'56.822	1'57.969	1'58.304	1'58.595	1'58.236	1'59.408
6	1'57.050	1'56.279	1'57.442	1'56.799	1'56.870	<b>1'56.214</b>	1'57.768	1'56.573	1'57.508	1'58.694	1'58.438	1'58.166	1'58.468	1'58.743
7	1'57.162	1'56.991	1'56.677	1'57.146	1'56.172	1'56.492	1'57.853	1'57.539	1'58.289	1'58.686	1'58.591	1'59.065	1'58.338	2'00.458
8	1'57.018	1'57.679	1'57.271	1'57.197	1'57.429	1'57.066	1'58.102	1'58.074	1'58.444	1'59.811	1'59.599	1'59.067	1'59.034	2'00.040
9	1'57.511	1'56.915	1'57.390	1'57.593	1'57.458	1'57.372	1'57.736	1'57.746	1'58.261	1'58.328	1'58.368	1'58.562	1'59.212	1'59.797
10	1'56.801	1'56.456	1'57.282	1'56.706	1'57.600	1'57.149	1'58.112	1'58.109	1'58.806	1'58.716	1'58.796	1'59.247	1'58.738	1'59.669
11	1'58.134	1'59.879	1'58.772	1'57.190	1'57.296	1'57.334	1'58.208	1'58.568	1'58.771	1'59.256	1'59.470	1'59.124	1'59.461	1'58.887
12	1'56.586	1'56.610	1'56.642	1'57.716	1'57.120	1'59.876	1'58.061	1'57.735	1'59.190	1'58.874	1'58.628	1'58.667	1'58.897	1'58.859

	66 Ton	27 Cla	80 Man	85 Sab	9 Erc
1	2'01.739	2'04.027	2'02.019	1'59.293	2'02.358
2	<b>1'56.866</b>	1'59.001	1'56.648	<b>1'55.192</b>	1'56.323
3	2'01.658	1'59.168	1'57.041	1'57.274	1'56.565
4	2'01.748	1'59.838	<b>1'56.127</b>	1'56.821	1'56.595
5	1'58.829	<b>1'58.859</b>	1'56.206	1'56.954	<b>1'55.828</b>
6	1'59.356	1'59.448	1'56.704	1'56.402	1'56.995
7	2'00.356	2'00.315	2'39.120	1'56.832	3'12.120
8	2'00.038	1'59.953	2'00.145	1'58.611	
9	1'59.874	1'59.931	1'59.754	1'57.046	
10	1'59.386	1'59.358	1'59.528	1'56.614	
11	1'58.966	1'59.073	1'59.395	1'58.496	
12	1'59.060	1'58.919	1'59.786		

24/03/2024

These data/results cannot be reproduced, stored and/or transmitted in whole or in part by any manner of electronic, mechanical, photocopying, recording, broadcasting or otherwise now known or herein after developed without the previous express consent by the copyright owner, except for reproduction in daily press and regular printed publications on sale to the public within 60 days of the event related to those data/results and always provided that copyright symbol appears together as follows below.

© DORNA WSBK ORGANIZATION Srl 2024



Circuit de Barcelona 4.657 m

**Pirelli Catalunya Round, 22-24 March 2024**  
**Chronological Analysis Race 2**

Start at 12:46'01.054

**1 / 4**

<b>1° 58 I. IGLESIAS BRAVO (1'55.307)</b>							
Lap	Seg1	Seg2	Seg3	Seg4	Lap Time	km/h	Local Time
1		36.073	24.308	34.497	1'59.552	183,4	12:48'00.606
2	<b>21.291</b>	<b>35.470</b>	<b>24.198</b>	34.348	<b>1'55.307</b>	<b>213,4</b>	12:49'55.913
3	21.664	35.852	24.287	34.746	1'56.549	205,7	12:51'52.462
4	21.709	35.965	24.462	34.566	1'56.702	200,4	12:53'49.164
5	22.126	35.696	24.595	34.350	1'56.767	198,5	12:55'45.931
6	22.333	36.241	24.513	<b>34.260</b>	1'57.347	196,0	12:57'43.278
7	21.518	35.929	24.655	34.310	1'56.412	197,8	12:59'39.690
8	22.219	36.324	24.523	35.129	1'58.195	198,5	13:01'37.885
9	21.591	35.818	24.586	34.348	1'56.343	198,2	13:03'34.228
10	22.224	35.827	24.506	34.312	1'56.869	196,0	13:05'31.097
11	22.285	35.763	24.803	35.319	1'58.170	200,0	13:07'29.267
12	21.927	35.832	24.337	34.557	1'56.653	197,1	13:09'25.920
Race Time 23'24.866							

<b>2° 48 J. GARCIA GONZALEZ (1'54.997)</b>							
Lap	Seg1	Seg2	Seg3	Seg4	Lap Time	km/h	Local Time
1		36.387	24.255	<b>34.088</b>	1'59.340	178,2	12:48'00.394
2	<b>21.060</b>	<b>35.415</b>	<b>24.133</b>	34.389	<b>1'54.997</b>	211,8	12:49'55.391
3	22.301	35.645	24.331	34.667	1'56.944	193,5	12:51'52.335
4	22.282	35.859	24.385	34.699	1'57.225	198,9	12:53'49.560
5	21.845	35.790	24.710	34.595	1'56.940	198,9	12:55'46.500
6	21.309	36.740	24.251	35.059	1'57.359	204,2	12:57'43.859
7	21.657	35.794	24.369	34.683	1'56.503	208,5	12:59'40.362
8	21.349	35.984	24.850	35.281	1'57.464	209,7	13:01'37.826
9	22.902	36.238	24.573	34.331	1'58.044	190,1	13:03'35.870
10	21.586	35.991	24.608	34.632	1'56.817	<b>213,4</b>	13:05'32.687
11	21.396	36.164	24.808	35.230	1'57.598	208,9	13:07'30.285
12	21.411	35.909	24.180	34.199	1'55.699	212,6	13:09'25.984
Race Time 23'24.930							

<b>3° 8 B. IERACI (1'55.509)</b>							
Lap	Seg1	Seg2	Seg3	Seg4	Lap Time	km/h	Local Time
1		36.028	24.158	<b>34.154</b>	1'58.820	185,9	12:47'59.874
2	21.696	<b>35.393</b>	<b>24.104</b>	34.316	<b>1'55.509</b>	197,4	12:49'55.383
3	22.419	35.851	24.218	34.703	1'57.191	189,8	12:51'52.574
4	21.685	35.802	24.545	34.761	1'56.793	197,4	12:53'49.367
5	22.429	35.965	24.303	34.632	1'57.329	193,9	12:55'46.696
6	21.287	36.257	24.300	34.590	1'56.434	<b>204,2</b>	12:57'43.130
7	22.152	35.785	24.456	34.480	1'56.873	196,7	12:59'40.003
8	22.100	35.895	24.632	35.548	1'58.175	194,2	13:01'38.178
9	21.886	35.655	24.383	34.526	1'56.450	194,2	13:03'34.628
10	21.922	36.066	24.294	34.335	1'56.617	197,4	13:05'31.245
11	22.339	36.224	24.505	35.732	1'58.800	194,9	13:07'30.045
12	<b>20.982</b>	35.865	24.560	34.584	1'55.991	203,0	13:09'26.036
Race Time 23'24.982							

<b>4° 88 D. MOGEDA (1'55.596)</b>							
Lap	Seg1	Seg2	Seg3	Seg4	Lap Time	km/h	Local Time
1		36.519	24.523	34.357	2'00.311	185,9	12:48'01.365
2	21.274	<b>35.565</b>	24.331	34.426	<b>1'55.596</b>	<b>213,9</b>	12:49'56.961
3	21.368	35.834	24.520	34.373	1'56.095	213,4	12:51'53.056
4	21.609	36.073	24.307	34.820	1'56.809	209,3	12:53'49.865
5	<b>21.092</b>	36.134	24.723	34.414	1'56.363	204,2	12:55'46.228
6	22.361	36.272	24.591	34.712	1'57.936	197,1	12:57'44.164
7	21.410	35.842	24.523	34.524	1'56.299	206,1	12:59'40.463
8	21.136	36.220	24.847	35.323	1'57.526	210,9	13:01'37.989
9	22.206	36.065	24.444	34.674	1'57.389	199,3	13:03'35.378
10	21.469	36.091	24.444	<b>34.232</b>	1'56.236	213,0	13:05'31.614
11	21.853	36.212	24.607	35.653	1'58.325	201,1	13:07'29.939
12	21.626	35.746	<b>24.210</b>	34.542	1'56.124	199,3	13:09'26.063
Race Time 23'25.009							

<b>5° 53 P. SVOBODA (1'55.892)</b>							
Lap	Seg1	Seg2	Seg3	Seg4	Lap Time	km/h	Local Time
1							
2	21.391	35.760	24.454	34.394	1'55.999	<b>210,5</b>	12:49'56.780

1		36.117	24.433	34.349	1'59.157	177,3	12:48'00.211
2	21.615	35.739	24.706	34.287	1'56.347	204,9	12:49'56.558
3	22.090	<b>35.693</b>	24.565	34.389	1'56.737	198,2	12:51'53.295
4	21.496	36.174	24.725	34.445	1'56.840	213,0	12:53'50.135
5	21.806	36.111	24.776	34.538	1'57.231	209,7	12:55'47.366
6	21.440	36.237	24.788	34.477	1'56.942	<b>214,3</b>	12:57'44.308
7	21.595	36.378	24.580	34.373	1'56.926	210,5	12:59'41.234
8	21.611	36.072	24.545	35.050	1'57.278	212,6	13:01'38.512
9	<b>21.277</b>	35.791	24.529	34.295	<b>1'55.892</b>	208,9	13:03'34.404
10	21.886	36.526	24.420	<b>34.230</b>	1'57.062	196,4	13:05'31.466
11	21.679	36.333	24.826	35.547	1'58.385	200,4	13:07'29.851
12	21.527	35.812	<b>24.264</b>	34.730	1'56.333	201,1	13:09'26.184
Race Time 23'25.130							

<b>6° 55 U. CALATAYUD (1'55.988)</b>							
Lap	Seg1	Seg2	Seg3	Seg4	Lap Time	km/h	Local Time
1		35.614	24.415	34.355	1'58.000	178,2	12:47'59.054
2	21.955	35.600	24.491	34.354	1'56.400	191,5	12:49'55.454
3	22.007	<b>35.597</b>	24.506	34.766	1'56.876	196,4	12:51'52.330
4	22.055	35.924	24.485	34.666	1'57.130	199,3	12:53'49.460
5	22.134	36.110	24.533	34.518	1'57.295	199,6	12:55'46.755
6	21.368	35.882	24.477	34.577	1'56.304	203,8	12:57'43.059
7	22.095	35.669	24.703	34.343	1'56.810	197,8	12:59'39.869
8	22.490	36.301	24.334	35.282	1'58.407	193,2	13:01'38.276
9	<b>21.361</b>	35.768	24.590	<b>34.269</b>	<b>1'55.988</b>	201,1	13:03'34.264
10	22.397	36.268	24.644	34.284	1'57.593	195,3	13:05'31.857
11	21.899	36.129	24.616	35.787	1'58.431	204,9	13:07'30.288
12	21.537	35.929	<b>24.136</b>	34.603	1'56.205	<b>206,1</b>	13:09'26.493
Race Time 23'25.439							

<b>7° 56 G. PRATAMA (1'55.825)</b>							
Lap	Seg1	Seg2	Seg3	Seg4	Lap Time	km/h	Local Time
1		36.721	24.698	34.574	2'01.121	183,7	12:48'02.175
2	21.482	35.756	24.497	<b>34.090</b>	<b>1'55.825</b>	208,5	12:49'58.000
3	21.550	<b>35.748</b>	24.288	34.575	1'56.161	212,6	12:51'54.161
4	21.339	36.193	24.725	34.319	1'56.576	<b>215,6</b>	12:53'50.737
5	21.654	36.057	24.543	34.699	1'56.953	209,3	12:55'47.690
6	21.325	36.133	24.879	34.722	1'57.059	214,7	12:57'44.749
7	21.484	35.928	24.441	34.415	1'56.268	213,0	12:59'41.017
8	21.670	36.132	24.858	35.175	1'57.835	210,1	13:01'38.852
9	21.880	36.051	24.441	34.431	1'56.803	208,5	13:03'35.655
10	21.540	36.294	25.328	34.477	1'57.639	209,3	13:05'33.294
11	<b>21.221</b>	36.073	24.642	35.046	1'56.982	211,8	13:07'30.276
12	21.366	35.852	<b>24.221</b>	34.719	1'56.158	211,8	13:09'26.434
Race Time 23'25.380 + 0.086Pen							

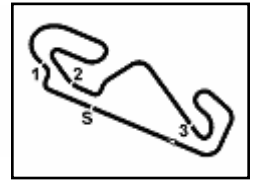
<b>8° 57 A. MAHENDRA (1'55.362)</b>							
Lap	Seg1	Seg2	Seg3	Seg4	Lap Time	km/h	Local Time
1		36.317	24.707	34.357	2'00.151	173,6	12:48'01.205
2	<b>21.251</b>	35.595	24.322	<b>34.194</b>	<b>1'55.362</b>	211,8	12:49'56.567
3	21.951	<b>35.411</b>	24.453	34.532	1'56.347	200,0	12:51'52.914
4	21.839	36.039	24.349	34.566	1'56.793	<b>212,2</b>	12:53'49.707
5	21.504	35.643	24.821	34.419	1'56.387	200,7	12:55'46.094
6	22.323	36.518	24.549	34.528	1'57.918	196,7	12:57'44.012
7	21.997	36.082	24.463	34.276	1'56.818	206,5	12:59'40.830
8	21.987	35.894	24.556	35.356	1'57.793	203,4	13:01'38.623
9	21.693	36.017	24.396	34.528	1'56.634	200,0	13:03'35.257
10	21.727	36.080	24.633	34.235	1'56.675	206,9	13:05'31.932
11	21.373	35.950	24.784	35.626	1'57.733	211,4	13:07'29.665
12	22.238	36.094	<b>24.108</b>	34.441	1'56.881	200,7	13:09'26.546
Race Time 23'25.492							

<b>9° 23 S. DI SORA (1'55.874)</b>							
Lap	Seg1	Seg2	Seg3	Seg4	Lap Time	km/h	Local Time
1		36.233	24.430	<b>34.087</b>	1'59.727	174,8	12:48'00.781
2	21.391	35.760	24.454	34.394	1'55.999	<b>210,5</b>	12:49'56.780

24/03/2024 P = Pits In/Out - C = Lap Time Cancelled

These data/results cannot be reproduced, stored and/or transmitted in whole or in part by any manner of electronic, mechanical, photocopying, recording, broadcasting or otherwise now known or herein after developed without the previous express consent by the copyright owner, except for reproduction in daily press and regular printed publications on sale to the public within 60 days of the event related to those data/results and always provided that copyright symbol appears together as follows below.

© DORNA WSBK ORGANIZATION Srl 2024



Circuit de Barcelona 4.657 m

**Pirelli Catalunya Round, 22-24 March 2024**  
**Chronological Analysis Race 2**

**2 / 4**

Start at 12:46'01.054

3	21.115	35.716	24.435	34.608	<b>1'55.874</b>	205,3	12:51'52.654	5	21.913	36.018	24.761	34.509	1'57.201	208,9	12:55'47.593
4	21.856	<b>35.712</b>	24.491	34.686	1'56.745	198,9	12:53'49.399	6	21.508	36.332	24.732	34.542	1'57.114	212,6	12:57'44.707
5	22.293	36.023	25.083	34.426	1'57.825	194,2	12:55'47.224	7	21.788	35.924	24.745	34.667	1'57.124	<b>214,7</b>	12:59'41.831
6	21.605	36.258	24.869	34.410	1'57.142	<b>210,5</b>	12:57'44.366	8	21.467	36.131	24.475	34.976	1'57.049	213,0	13:01'38.880
7	21.555	36.034	<b>24.273</b>	34.360	1'56.222	207,7	12:59'40.588	9	22.156	36.105	24.436	<b>34.374</b>	1'57.071	208,1	13:03'35.951
8	21.742	36.007	24.493	35.235	1'57.477	208,5	13:01'38.065	10	21.599	36.102	25.098	34.523	1'57.322	213,4	13:05'33.273
9	22.343	36.068	24.386	34.522	1'57.319	191,8	13:03'35.384	11	<b>21.363</b>	36.102	24.793	34.974	1'57.232	212,6	13:07'30.505
10	21.826	35.800	24.528	34.153	1'56.307	208,9	13:05'31.691	12	21.679	36.315	24.411	34.743	1'57.148	206,9	13:09'27.653
11	21.544	36.352	24.601	35.560	1'58.057	204,5	13:07'29.748								
12	22.204	35.819	24.344	34.449	1'56.816	201,5	13:09'26.564								

Race Time 23'26.599

Race Time 23'25.510

10° 43 M. GAGGI [1'55.770]							
Lap	Seg1	Seg2	Seg3	Seg4	Lap Time	km/h	Local Time
1		36.387	24.883	<b>34.162</b>	2'00.426	178,5	12:48'01.480
2	<b>21.283</b>	35.684	24.430	34.527	1'55.924	212,2	12:49'57.404
3	21.419	<b>35.561</b>	24.476	34.314	<b>1'55.770</b>	208,5	12:51'53.174
4	21.710	35.975	24.511	34.626	1'56.822	209,7	12:53'49.996
5	21.729	36.246	24.653	34.347	1'56.975	208,1	12:55'46.971
6	21.408	36.309	24.648	34.579	1'56.944	209,3	12:57'43.915
7	21.795	35.995	24.478	34.524	1'56.792	204,5	12:59'40.707
8	21.504	36.463	24.733	35.318	1'58.018	<b>214,3</b>	13:01'38.725
9	22.414	36.118	<b>24.420</b>	34.345	1'57.297	211,4	13:03'36.022
10	21.514	36.173	24.646	34.215	1'56.548	213,4	13:05'32.570
11	21.429	36.515	24.977	35.227	1'58.148	210,5	13:07'30.718
12	21.364	36.014	24.590	34.171	1'56.139	213,4	13:09'26.857

Race Time 23'25.803

11° 17 R. BIJMAN [1'55.943]							
Lap	Seg1	Seg2	Seg3	Seg4	Lap Time	km/h	Local Time
1		36.424	24.460	34.580	1'59.703	174,2	12:48'00.757
2	<b>21.371</b>	<b>35.732</b>	24.418	34.422	<b>1'55.943</b>	<b>210,9</b>	12:49'56.700
3	21.450	35.929	24.535	34.340	1'56.254	203,8	12:51'52.954
4	22.130	36.150	24.570	34.437	1'57.287	204,5	12:53'50.241
5	21.849	35.958	24.726	34.310	1'56.843	198,2	12:55'47.084
6	21.533	36.265	24.587	34.534	1'56.919	209,3	12:57'44.003
7	21.771	36.271	<b>24.303</b>	34.481	1'56.826	206,1	12:59'40.829
8	21.799	35.994	24.548	35.403	1'57.744	204,9	13:01'38.573
9	21.401	36.086	24.432	34.334	1'56.253	206,9	13:03'34.826
10	21.389	36.534	24.394	34.237	1'56.554	203,0	13:05'31.380
11	21.683	36.290	24.791	35.574	1'58.338	201,1	13:07'29.718
12	22.356	35.988	24.460	<b>34.199</b>	1'57.003	198,5	13:09'26.721

Race Time 23'25.667 + 0.179Pen

12° 26 M. GENNAI [1'55.355]							
Lap	Seg1	Seg2	Seg3	Seg4	Lap Time	km/h	Local Time
1		36.768	24.732	34.633	2'01.484	184,9	12:48'02.538
2	<b>21.256</b>	<b>35.566</b>	24.390	<b>34.143</b>	<b>1'55.355</b>	206,1	12:49'57.893
3	21.521	35.568	<b>24.353</b>	34.594	1'56.036	211,8	12:51'53.929
4	21.402	36.182	24.813	34.255	1'56.652	211,8	12:53'50.581
5	21.573	36.105	24.666	34.728	1'57.072	208,9	12:55'47.653
6	21.677	36.072	25.011	34.644	1'57.404	<b>213,0</b>	12:57'45.057
7	21.385	35.897	24.670	34.342	1'56.294	206,9	12:59'41.351
8	21.742	35.935	24.811	34.942	1'57.430	210,1	13:01'38.781
9	21.793	36.124	24.483	34.399	1'56.799	211,4	13:03'35.580
10	21.784	36.005	25.310	34.242	1'57.341	204,9	13:05'32.921
11	21.386	36.170	24.747	35.209	1'57.512	208,5	13:07'30.433
12	21.598	36.150	24.408	34.205	1'56.361	204,2	13:09'26.794

Race Time 23'25.740 + 0.126Pen

13° 77 J. OSUNA SAEZ [1'55.907]							
Lap	Seg1	Seg2	Seg3	Seg4	Lap Time	km/h	Local Time
1		36.532	24.661	34.666	2'00.698	177,3	12:48'01.752
2	21.370	<b>35.605</b>	<b>24.228</b>	34.704	<b>1'55.907</b>	210,1	12:49'57.659
3	21.407	35.802	24.293	34.591	1'56.093	205,7	12:51'53.752
4	21.626	36.036	24.458	34.520	1'56.640	212,2	12:53'50.392

14° 47 F. SEABRIGHT [1'55.484]								
Lap	Seg1	Seg2	Seg3	Seg4	Lap Time	km/h	Local Time	
1			36.673	24.763	34.631	2'01.867	186,5	12:48'02.921
2	21.353		35.746	24.309	<b>34.374</b>	1'55.782	210,9	12:49'58.703
3	21.248	<b>35.589</b>	<b>24.190</b>	34.457	<b>1'55.484</b>	204,9	12:51'54.187	
4	21.513	36.317	25.001	34.472	1'57.303	208,5	12:53'51.490	
5	21.242	35.876	24.670	34.596	1'56.384	211,8	12:55'47.874	
6	21.617	36.225	24.832	34.777	1'57.451	210,5	12:57'45.325	
7	21.515	35.969	24.601	34.569	1'56.654	208,9	12:59'41.979	
8	21.518	36.029	24.508	35.135	1'57.190	<b>214,3</b>	13:01'39.169	
9	21.903	36.326	24.638	34.555	1'57.422	211,4	13:03'36.591	
10	21.263	36.045	25.048	34.767	1'57.123	207,3	13:05'33.714	
11	<b>21.232</b>	36.078	24.712	35.189	1'57.211	<b>214,3</b>	13:07'30.925	
12	21.427	35.941	24.775	34.586	1'56.729	213,0	13:09'27.654	

Race Time 23'26.600

15° 7 L. VENEMAN [1'56.019]								
Lap	Seg1	Seg2	Seg3	Seg4	Lap Time	km/h	Local Time	
1			36.335	24.474	34.344	2'00.116	189,5	12:48'01.170
2	21.531	<b>35.658</b>	24.358	34.472	<b>1'56.019</b>	211,8	12:49'57.189	
3	21.508	35.924	<b>24.322</b>	34.732	1'56.486	209,7	12:51'53.675	
4	21.521	36.089	24.922	<b>34.223</b>	1'56.755	<b>215,1</b>	12:53'50.430	
5	21.617	36.072	24.715	34.671	1'57.075	209,7	12:55'47.505	
6	21.691	36.149	24.747	34.463	1'57.050	213,9	12:57'44.555	
7	21.763	36.110	24.702	34.587	1'57.162	211,4	12:59'41.717	
8	21.497	35.834	24.541	35.146	1'57.018	210,9	13:01'38.735	
9	22.154	36.435	24.604	34.318	1'57.511	208,9	13:03'36.246	
10	21.333	36.082	25.058	34.328	1'56.801	210,9	13:05'33.047	
11	<b>21.161</b>	36.210	24.463	36.300	1'58.134	211,4	13:07'31.181	
12	21.490	36.172	24.395	34.529	1'56.586	208,1	13:09'27.767	

Race Time 23'26.713

16° 38 D. SALVADOR [1'55.405]								
Lap	Seg1	Seg2	Seg3	Seg4	Lap Time	km/h	Local Time	
1			36.382	24.617	34.709	2'01.158	187,5	12:48'02.212
2	<b>21.202</b>	<b>35.521</b>	<b>24.145</b>	34.537	<b>1'55.405</b>	210,9	12:49'57.617	
3	21.312	35.886	24.185	34.508	1'55.891	208,9	12:51'53.508	
4	21.590	35.919	24.571	34.514	1'56.594	212,6	12:53'50.102	
5	21.836	36.051	24.678	<b>34.197</b>	1'56.762	201,9	12:55'46.864	
6	21.353	36.151	24.375	34.400	1'56.279	211,8	12:57'43.143	
7	22.291	35.858	24.387	34.455	1'56.991	192,5	12:59'40.134	
8	21.848	36.158	24.541	35.132	1'57.679	201,5	13:01'37.813	
9	22.357	35.823	24.410	34.325	1'56.915	198,2	13:03'34.728	
10	21.654	36.023	24.439	34.340	1'56.456	199,6	13:05'31.184	
11	22.471	36.430	25.901	35.077	1'59.879	191,8	13:07'31.063	
12	21.427	35.910	24.431	34.842	1'56.610	<b>216,9</b>	13:09'27.673	

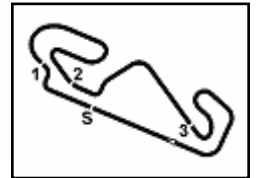
Race Time 23'26.619 + 0.147Pen

17° 1 J. BUIS [1'56.249]								
Lap	Seg1	Seg2	Seg3	Seg4	Lap Time	km/h	Local Time	
1			<b>35.753</b>	24.153	<b>34.295</b>	1'58.542	189,8	12:47'59.596
2	21.728	35.858	<b>24.141</b>	34.698	1'56.425	200,0	12:49'56.021	
3	21.360	35.841	24.362	34.686	<b>1'56.249</b>	206,1	12:51'52.270	
4	21.789	35.811	24.696	34.621	1'56.917	202,2	12:53'49.187	
5	22.297	35.840	24.607	34.459	1'57.203	199,6	12:55'46.390	
6	22.033	36.210	24.543	34.656	1'57.442	196,0	12:57'43.832	

24/03/2024 P = Pits In/Out - C = Lap Time Cancelled

These data/results cannot be reproduced, stored and/or transmitted in whole or in part by any manner of electronic, mechanical, photocopying, recording, broadcasting or otherwise now known or herein after developed without the previous express consent by the copyright owner, except for reproduction in daily press and regular printed publications on sale to the public within 60 days of the event related to those data/results and always provided that copyright symbol appears together as follows below.

© DORNA WSBK ORGANIZATION Srl 2024



Circuit de Barcelona 4.657 m

**Pirelli Catalunya Round, 22-24 March 2024**  
**Chronological Analysis Race 2**

Start at 12:46'01.054

**3 / 4**

7	21.807	35.951	24.460	34.459	1'56.677	204,9	12:59'40.509	9	21.943	36.184	24.857	34.752	1'57.736	197,8	13:03'39.444
8	<b>21.307</b>	36.078	24.731	35.155	1'57.271	207,7	13:01'37.780	10	21.980	36.402	24.883	34.847	1'58.112	194,9	13:05'37.556
9	22.559	35.797	24.485	34.549	1'57.390	196,7	13:03'35.170	11	21.867	36.474	24.904	34.963	1'58.208	196,4	13:07'35.764
10	21.745	36.431	24.776	34.330	1'57.282	206,5	13:05'32.452	12	22.085	36.417	24.845	34.714	1'58.061	195,3	13:09'33.825
11	21.450	36.274	25.809	35.239	1'58.772	208,9	13:07'31.224								
12	21.371			34.647	1'56.642	<b>210,9</b>	13:09'27.866								Race Time 23'32.771

Race Time 23'26.812

**22° 71 I. BOLANO HERNANDEZ [1'56.395]**

Lap	Seg1	Seg2	Seg3	Seg4	Lap Time	km/h	Local Time
1		36.748	24.845	34.663	2'02.120	188,8	12:48'03.174
2	<b>21.494</b>	35.989	24.497	34.693	1'56.673	215,6	12:49'59.847
3	21.854	35.891	24.370	34.619	1'56.734	200,7	12:51'56.581
4	21.841	<b>35.744</b>	24.391	34.550	1'56.526	202,2	12:53'53.107
5	21.638	35.772	<b>24.344</b>	34.641	<b>1'56.395</b>	200,4	12:55'49.502
6	21.869	35.863	24.351	<b>34.490</b>	1'56.573	200,0	12:57'46.075
7	21.801	36.319	24.721	34.698	1'57.539	<b>216,0</b>	12:59'43.614
8	22.025	36.282	24.845	34.922	1'58.074	197,4	13:01'41.688
9	21.891	36.352	24.739	34.764	1'57.746	198,9	13:03'39.434
10	22.179	36.326	24.717	34.887	1'58.109	195,7	13:05'37.543
11	22.128	36.386	24.880	35.174	1'58.568	197,8	13:07'36.111
12	21.907	36.410	24.722	34.696	1'57.735	200,4	13:09'33.846

Race Time 23'32.792

**23° 4 E. CAZZANIGA [1'56.352]**

Lap	Seg1	Seg2	Seg3	Seg4	Lap Time	km/h	Local Time
1		36.769	24.904	34.899	2'02.572	183,7	12:48'03.626
2	21.513	35.940	<b>24.386</b>	<b>34.513</b>	<b>1'56.352</b>	206,9	12:49'59.978
3	<b>21.285</b>	<b>35.816</b>	24.466	35.047	1'56.614	<b>208,5</b>	12:51'56.592
4	22.221	35.987	24.661	34.551	1'57.420	201,5	12:53'54.012
5	21.726	35.887	24.599	34.610	1'56.822	200,0	12:55'50.834
6	21.995	36.035	24.695	34.783	1'57.508	194,9	12:57'48.342
7	22.178	36.352	24.882	34.877	1'58.289	193,2	12:59'46.631
8	22.219	36.350	25.088	34.787	1'58.444	190,8	13:01'45.075
9	22.279	36.269	24.777	34.936	1'56.822	192,5	13:03'43.336
10	22.367	36.388	24.975	35.076	1'58.806	190,8	13:05'42.142
11	22.359	36.244	25.050	35.118	1'58.771	190,1	13:07'40.913
12	22.400	36.441	25.084	35.265	1'59.190	191,5	13:09'40.103

Race Time 23'39.049

**24° 11 F. NOVOTNY [1'56.927]**

Lap	Seg1	Seg2	Seg3	Seg4	Lap Time	km/h	Local Time
1		36.891	24.675	35.146	2'03.077	186,5	12:48'04.131
2	21.732	36.189	24.660	<b>34.346</b>	<b>1'56.927</b>	<b>209,7</b>	12:50'01.058
3	22.033	36.112	<b>24.599</b>	34.893	1'57.637	205,3	12:51'58.695
4	<b>21.721</b>	<b>36.003</b>	24.609	34.851	1'57.184	208,1	12:53'55.879
5	21.917	36.369	24.794	34.889	1'57.969	197,4	12:55'53.848
6	22.324	36.483	24.837	35.050	1'58.694	192,5	12:57'52.542
7	22.460	36.427	24.725	35.074	1'58.686	192,9	12:59'51.228
8	22.712	36.980	24.866	35.253	1'59.811	189,8	13:01'51.039
9	22.058	36.412	24.885	34.973	1'58.328	200,7	13:03'49.367
10	22.085	36.621	24.884	35.126	1'58.716	196,0	13:05'48.083
11	22.507	36.654	24.922	35.173	1'59.256	193,5	13:07'47.339
12	22.587	36.529	24.868	34.890	1'58.874	192,5	13:09'46.213

Race Time 23'45.159

**25° 41 R. TRAGNI [1'56.677]**

Lap	Seg1	Seg2	Seg3	Seg4	Lap Time	km/h	Local Time
1		36.992	24.743	35.097	2'02.947	180,6	12:48'04.001
2	<b>21.426</b>	36.023	<b>24.643</b>	<b>34.585</b>	<b>1'56.677</b>	<b>210,1</b>	12:50'00.678
3	21.895	<b>35.910</b>	24.903	35.056	1'57.764	198,2	12:51'58.442
4	22.199	36.103	24.651	34.629	1'57.582	197,8	12:53'56.024
5	22.076	36.306	24.952	34.970	1'58.304	200,7	12:55'54.328
6	22.378	36.198	25.139	34.723	1'58.438	193,9	12:57'52.766
7	22.084	36.309	25.078	35.120	1'58.591	195,3	12:59'51.357
8	22.694	36.561	25.139	35.205	1'59.599	186,9	13:01'50.956
9	21.813	36.384	25.210	34.961	1'58.368	197,8	13:03'49.324
10	22.206	36.617	24.951	35.022	1'58.796	190,8	13:05'48.120

**18° 22 M. GARCIA [1'56.655]**

Lap	Seg1	Seg2	Seg3	Seg4	Lap Time	km/h	Local Time
1		35.766	24.495	34.522	1'58.768	170,6	12:47'59.822
2	22.178	<b>35.618</b>	24.502	<b>34.357</b>	<b>1'56.655</b>	193,9	12:49'56.477
3	22.308	36.357	<b>24.270</b>	34.567	1'57.502	197,8	12:51'53.979
4	21.622	36.174	24.789	34.573	1'57.158	217,3	12:53'51.137
5	21.723	36.025	24.545	34.710	1'57.003	209,3	12:55'48.140
6	21.277	36.215	24.692	34.615	1'56.799	216,9	12:57'44.939
7	21.686	36.233	24.623	34.604	1'57.146	217,7	12:59'42.085
8	21.360	36.260	24.353	35.224	1'57.197	215,1	13:01'39.282
9	21.705	36.471	24.702	34.715	1'57.593	<b>220,0</b>	13:03'36.875
10	21.391	35.829	24.783	34.703	1'56.706	212,6	13:05'33.581
11	<b>21.238</b>	36.036	24.769	35.147	1'57.190	213,0	13:07'30.771
12	21.481	36.555	24.712	34.968	1'57.716	214,3	13:09'28.487

Race Time 23'27.433

**19° 91 M. VANNUCCI [1'55.374]**

Lap	Seg1	Seg2	Seg3	Seg4	Lap Time	km/h	Local Time
1		36.412	24.662	<b>34.370</b>	2'00.620	186,2	12:48'01.674
2	21.293	<b>35.418</b>	<b>24.273</b>	34.390	<b>1'55.374</b>	211,8	12:49'57.048
3	<b>21.142</b>	35.701	24.369	34.648	1'55.860	214,7	12:51'52.908
4	22.058	36.252	25.457	34.565	1'58.332	208,1	12:53'51.240
5	21.305	36.298	24.727	35.017	1'57.347	207,7	12:55'48.587
6	21.613	35.885	24.728	34.644	1'56.870	202,6	12:57'45.457
7	21.281	35.946	24.523	34.422	1'56.172	214,3	12:59'41.629
8	21.549	36.111	24.579	35.190	1'57.429	211,4	13:01'39.058
9	21.800	36.312	24.797	34.549	1'57.458	216,9	13:03'36.516
10	21.567	36.283	24.709	35.041	1'57.600	209,3	13:05'34.116
11	21.382	35.815	24.943	35.156	1'57.296	204,5	13:07'31.412
12	21.348	36.191	24.699	34.882	1'57.120	<b>220,0</b>	13:09'28.532

Race Time 23'27.478

**20° 62 K. FONTAINHA [1'56.214]**

Lap	Seg1	Seg2	Seg3	Seg4	Lap Time	km/h	Local Time
1		36.712	24.783	34.436	2'01.275	185,6	12:48'02.329
2	21.570	<b>35.737</b>	24.600	34.891	1'56.798	204,5	12:49'59.127
3	21.736	36.018	24.742	35.342	1'57.838	200,7	12:51'56.965
4	21.551	35.838	24.493	34.578	1'56.460	206,9	12:53'53.425
5	21.508	35.870	<b>24.381</b>	34.537	1'56.296	204,2	12:55'49.721
6	21.468	35.903	24.417	<b>34.426</b>	<b>1'56.214</b>	206,9	12:57'45.935
7	<b>21.302</b>	35.908	24.543	34.739	1'56.492	215,6	12:59'42.427
8	21.726	36.008	24.399	34.933	1'57.066	200,4	13:01'39.493
9	21.722	36.428	24.554	34.668	1'57.372	211,4	13:03'36.865
10	21.513	36.008	24.649	34.979	1'57.149	212,2	13:05'34.014
11	21.586	36.045	24.590	35.113	1'57.334	204,2	13:07'31.348
12	21.391	36.930	26.066	35.489	1'59.876	<b>217,3</b>	13:09'31.224

Race Time 23'30.170

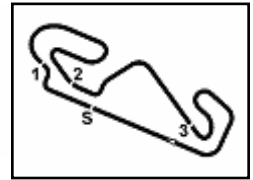
**21° 31 E. BARTOLINI [1'55.712]**

Lap	Seg1	Seg2	Seg3	Seg4	Lap Time	km/h	Local Time
1		36.473	24.753	34.502	2'01.294	189,8	12:48'02.348
2	21.676	35.844	24.421	34.301	1'56.242	207,3	12:49'58.590
3	21.535	<b>35.668</b>	<b>24.352</b>	<b>34.157</b>	<b>1'55.712</b>	204,2	12:51'54.302
4	21.386			34.342	1'56.978	<b>214,7</b>	12:53'51.280
5	<b>21.374</b>	36.009	24.749	34.573	1'56.705	211,8	12:55'47.985
6	21.678	36.185	24.856	35.049	1'57.768	213,9	12:57'45.753
7	22.061	36.290	24.878	34.624	1'57.853	209,7	12:59'43.606
8	21.878	36.367	25.004	34.853	1'58.102	194,9	13:01'41.708

24/03/2024 P = Pits In/Out - C = Lap Time Cancelled

These data/results cannot be reproduced, stored and/or transmitted in whole or in part by any manner of electronic, mechanical, photocopying, recording, broadcasting or otherwise now known or herein after developed without the previous express consent by the copyright owner, except for reproduction in daily press and regular printed publications on sale to the public within 60 days of the event related to those data/results and always provided that copyright symbol appears together as follows below.

© DORNA WSBK ORGANIZATION Srl 2024



**Pirelli Catalunya Round, 22-24 March 2024**  
**Chronological Analysis Race 2**

Start at 12:46'01.054

11	22.540	36.868	25.055	35.007	1'59.470	191,5	13:07'47.590
12	22.190	36.520	25.051	34.867	1'58.628	198,2	13:09'46.218

Race Time 23'57.876

Race Time 23'45.164

26° 25 M. MARTELLA [1'56.714]							
Lap	Seg1	Seg2	Seg3	Seg4	Lap Time	km/h	Local Time
1		36.956	24.553	34.998	2'03.039	185,9	12:48'04.093
2	<b>21.477</b>	36.129	24.516	34.882	1'57.004	<b>210,5</b>	12:50'01.097
3	21.897	<b>35.858</b>	<b>24.475</b>	<b>34.484</b>	<b>1'56.714</b>	208,1	12:51'57.811
4	22.094	35.998	24.731	35.117	1'57.940	196,4	12:53'55.751
5	22.515	36.488	24.647	34.945	1'58.595	196,0	12:55'54.346
6	22.210	36.306	24.674	34.976	1'58.166	197,1	12:57'52.512
7	22.834	36.242	24.801	35.188	1'59.065	189,1	12:59'51.577
8	22.255	36.722	25.119	34.971	1'59.067	198,5	13:01'50.644
9	22.268	36.461	24.999	34.834	1'58.562	193,5	13:03'49.206
10	22.589	36.539	25.093	35.026	1'59.247	194,6	13:05'48.453
11	22.512	36.518	25.163	34.931	1'59.124	196,0	13:07'47.577
12	22.126	36.326	25.180	35.035	1'58.667	199,6	13:09'46.244

Race Time 23'45.190

27° 24 M. AGAZZI [1'57.173]							
Lap	Seg1	Seg2	Seg3	Seg4	Lap Time	km/h	Local Time
1		36.683	24.862	34.956	2'02.766	188,5	12:48'03.820
2	<b>21.506</b>	<b>36.017</b>	24.775	34.875	<b>1'57.173</b>	<b>206,9</b>	12:50'00.993
3	21.843	36.153	<b>24.704</b>	34.964	1'57.664	205,3	12:51'58.657
4	21.625	36.295	24.906	35.092	1'57.918	204,2	12:53'56.575
5	22.050	36.314	25.111	<b>34.761</b>	1'58.236	197,4	12:55'54.811
6	22.091	36.205	25.187	34.985	1'58.468	201,1	12:57'53.279
7	22.220	36.168	24.955	34.995	1'58.338	196,7	12:59'51.617
8	22.129	36.629	25.255	35.021	1'59.034	197,1	13:01'50.651
9	22.582	36.384	24.954	35.292	1'59.212	190,5	13:03'49.863
10	22.137	36.494	24.957	35.150	1'58.738	200,0	13:05'48.601
11	22.221	36.863	25.324	35.053	1'59.461	198,5	13:07'48.062
12	22.159	36.417	24.980	35.341	1'58.897	199,6	13:09'46.959

Race Time 23'45.905

28° 29 G. ZANNINI [1'58.566]							
Lap	Seg1	Seg2	Seg3	Seg4	Lap Time	km/h	Local Time
1		37.369	24.974	35.297	2'03.985	186,2	12:48'05.039
2	22.312	36.283	24.967	<b>35.004</b>	<b>1'58.566</b>	193,2	12:50'03.605
3	22.536	36.724	25.162	35.034	1'59.456	192,9	12:52'03.061
4	22.584	36.812	25.145	35.415	1'59.956	191,5	12:54'03.017
5	22.626	36.505	25.201	35.076	1'59.408	198,2	12:56'02.425
6	22.208	36.390	<b>24.755</b>	35.390	1'58.743	198,5	12:58'01.168
7	23.261	36.742	25.147	35.308	2'00.458	192,5	13:00'01.626
8	23.053	36.489	25.028	35.470	2'00.040	189,5	13:02'01.666
9	22.445	36.840	25.107	35.405	1'59.797	192,9	13:04'01.463
10	22.511	36.736	24.999	35.423	1'59.669	<b>200,4</b>	13:06'01.132
11	<b>22.125</b>	36.570	24.919	35.273	1'58.887	200,0	13:08'00.019
12	22.599	<b>36.199</b>	24.944	35.117	1'58.859	192,2	13:09'58.878

Race Time 23'57.824

29° 66 P. TONN [1'56.866]							
Lap	Seg1	Seg2	Seg3	Seg4	Lap Time	km/h	Local Time
1		36.522	24.820	34.739	2'01.739	184,6	12:48'02.793
2	<b>21.439</b>	<b>36.255</b>	<b>24.526</b>	<b>34.646</b>	<b>1'56.866</b>	<b>214,7</b>	12:49'59.659
3	24.391	37.043	25.030	35.194	2'01.658	200,7	12:52'01.317
4	24.462	37.128	24.914	35.244	2'01.748	198,9	12:54'03.065
5	22.143	36.471	25.007	35.208	1'58.829	198,5	12:56'01.894
6	22.165	36.664	25.068	35.459	1'59.356	197,1	12:58'01.250
7	22.952	37.167	24.902	35.335	2'00.356	197,8	13:00'01.606
8	22.379	37.374	24.877	35.408	2'00.038		13:02'01.644
9	22.330	36.888	25.223	35.433	1'59.874	201,1	13:04'01.518
10	22.272	36.675	25.167	35.272	1'59.386	197,1	13:06'00.904
11	22.036	36.665	25.084	35.181	1'58.966	199,3	13:07'59.870
12	22.265	36.584	25.073	35.138	1'59.060	196,7	13:09'58.930

24/03/2024 P = Pits In/Out - C = Lap Time Cancelled

These data/results cannot be reproduced, stored and/or transmitted in whole or in part by any manner of electronic, mechanical, photocopying, recording, broadcasting or otherwise now known or herein after developed without the previous express consent by the copyright owner, except for reproduction in daily press and regular printed publications on sale to the public within 60 days of the event related to those data/results and always provided that copyright symbol appears together as follows below.

© DORNA WSBK ORGANIZATION Srl 2024

30° 27 C. CLARK [1'58.859]								
Lap	Seg1	Seg2	Seg3	Seg4	Lap Time	km/h	Local Time	
1			37.306	25.049	35.144	2'04.027	186,2	12:48'05.081
2	22.399		36.562	25.180	<b>34.860</b>	1'59.001	193,5	12:50'04.082
3	22.290		36.625	25.057	35.196	1'59.168	197,4	12:52'03.250
4	22.238		36.972	25.192	35.436	1'59.838	194,9	12:54'03.088
5	22.299		36.714	24.950	34.896	<b>1'58.859</b>	197,8	12:56'01.947
6	22.262		36.780	24.921	35.485	1'59.448	198,2	12:58'01.395
7	22.901		37.243	24.871	35.300	2'00.315	193,5	13:00'01.710
8	22.770		36.674	25.125	35.384	1'59.953	187,5	13:02'01.663
9	22.580		36.920	24.958	35.473	1'59.931	196,0	13:04'01.594
10	22.130		36.655	25.305	35.268	1'59.358	<b>201,5</b>	13:06'00.952
11	<b>22.115</b>		36.669	25.033	35.256	1'59.073	199,3	13:08'00.025
12	22.802		<b>36.301</b>	<b>24.740</b>	35.076	1'58.919	193,9	13:09'58.944

Race Time 23'57.890

31° 80 G. MANSO [1'56.127]								
Lap	Seg1	Seg2	Seg3	Seg4	Lap Time	km/h	Local Time	
1			36.705	24.717	34.884	2'02.019	189,8	12:48'03.073
2	<b>21.390</b>		35.851	24.705	34.702	1'56.648	<b>214,7</b>	12:49'59.721
3	22.111		35.894	24.425	34.611	1'57.041	201,5	12:51'56.762
4	21.542		<b>35.655</b>	24.477	34.453	<b>1'56.127</b>	202,2	12:53'52.889
5	21.600		35.777	24.447	<b>34.382</b>	1'56.206	202,2	12:55'49.095
6	21.683		35.872	<b>24.257</b>	34.892	1'56.704	200,4	12:57'45.799
7	59.761		38.404	25.574	35.381	2'39.120	213,0	13:00'24.919
8	22.741		36.869	25.313	35.222	2'00.145	186,9	13:02'25.064
9	22.612		36.774	25.198	35.170	1'59.754	187,8	13:04'24.818
10	22.538		36.623	25.185	35.182	1'59.528	186,5	13:06'24.346
11	22.507		36.548	25.138	35.202	1'59.395	187,8	13:08'23.741
12	22.474		36.599	25.405	35.308	1'59.786	189,1	13:10'23.527

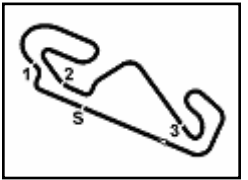
Race Time 24'22.473

RET 85 K. SABATUCCI [1'55.192]								
Lap	Seg1	Seg2	Seg3	Seg4	Lap Time	km/h	Local Time	
1			36.424	24.274	<b>34.168</b>	1'59.293	176,5	12:48'00.347
2	21.372		<b>35.432</b>	<b>24.143</b>	34.245	<b>1'55.192</b>	201,5	12:49'55.539
3	22.220		35.957	24.425	34.672	1'57.274	191,2	12:51'52.813
4	21.736		36.104	24.302	34.679	1'56.821	201,9	12:53'49.634
5	22.027		35.990	24.359	34.578	1'56.954	198,5	12:55'46.588
6	21.327		36.264	24.250	34.561	1'56.402	206,1	12:57'42.990
7	22.014		35.690	24.746	34.382	1'56.832	193,9	12:59'39.822
8	22.313		36.456	24.469	35.373	1'58.611	191,5	13:01'38.433
9	22.191		36.004	24.422	34.429	1'57.046	188,8	13:03'35.479
10	21.650		36.058	24.589	34.317	1'56.614	208,5	13:05'32.093
11	21.663		36.525	24.670	35.638	1'58.496	<b>212,2</b>	13:07'30.589
12	<b>21.287</b>		36.215				209,7	

Race Time 21'29.535

RET 9 E. ERCOLANI [1'55.828]								
Lap	Seg1	Seg2	Seg3	Seg4	Lap Time	km/h	Local Time	
1			36.761	24.920	34.761	2'02.358	184,9	12:48'03.412
2			35.964	<b>24.257</b>	34.543	1'56.323	208,5	12:49'59.735
3			35.819	24.351	34.640	1'56.565	202,2	12:51'56.300
4			35.691	24.633	34.449	1'56.595	197,8	12:53'52.895
5			35.626	24.471	<b>34.205</b>	<b>1'55.828</b>	202,6	12:55'48.723
6			35.913	24.974	34.758	1'56.995	204,9	12:57'45.718
7			1'06.344	46.877	27.280	3'12.120P	<b>208,9</b>	13:00'57.838

Race Time 14'56.784



**Pirelli Catalunya Round, 22-24 March 2024**  
**Best Laps & Speeds**

No.	Rider	Nat	Best Lap		FP		SP		WUP1		RC1		WUP2		RC2	
			LL	SPD	LL	SPD	LL	SPD	LL	SPD	LL	SPD	LL	SPD	LL	SPD
1	<b>22 M. GARCIA</b> Kove 321RR	ESP	<b>1'54.764</b> 44	220,0	1'56.149 7	216,4	1'56.576 9	210,1	1'56.168 4	209,3	<b>1'54.764</b> 12	216,9			1'56.655 12	<b>220,0</b>
2	<b>17 R. BIJMAN</b> Kawasaki Ninja 400	NED	<b>1'54.844</b> 51	217,3	1'56.582 10	214,3	1'56.507 9	215,6	1'56.406 4	211,4	<b>1'54.844</b> 12	<b>217,3</b>	2'09.544 4	200,0	1'55.943 12	210,9
3	<b>26 M. GENNAI</b> Kawasaki Ninja 400	ITA	<b>1'54.916</b> 51	213,0	<b>1'54.916</b> 8	208,9	1'55.753 10	204,2	1'55.444 5	209,3	1'55.312 12	211,4	2'12.210 4	194,6	1'55.355 12	<b>213,0</b>
4	<b>53 P. SVOBODA</b> Kawasaki Ninja 400	CZE	<b>1'54.924</b> 53	218,6	1'55.099 11	210,5	1'55.733 10	212,6	1'56.315 4	213,0	<b>1'54.924</b> 12	<b>218,6</b>	2'10.417 4	202,2	1'55.892 12	214,3
5	<b>23 S. DI SORA</b> Yamaha YZF-R3	FRA	<b>1'54.933</b> 51	212,2	1'55.794 10	208,1	1'55.642 9	210,5	1'56.282 4	211,4	<b>1'54.933</b> 12	<b>212,2</b>	2'09.981 4	200,7	1'55.874 12	210,5
6	<b>55 U. CALATAYUD</b> Yamaha YZF-R3	ESP	<b>1'54.962</b> 43	211,8	1'55.613 10	210,9	1'55.744 5	200,0	1'55.616 4	<b>211,8</b>	<b>1'54.962</b> 8	209,7	2'09.447 4	202,6	1'55.988 12	206,1
7	<b>48 J. GARCIA GONZALEZ</b> Kove 321RR	ESP	<b>1'54.997</b> 40	218,6	1'55.379 9	214,3	1'55.313 9	214,7	1'56.466 4	206,5	1'55.306 2	<b>218,6</b>	2'11.566 4	197,1	<b>1'54.997</b> 12	213,4
8	<b>85 K. SABATUCCI</b> Kawasaki Ninja 400	ITA	<b>1'55.017</b> 47	216,4	1'56.406 10	203,8	1'55.495 9	215,6	1'55.860 4	211,4	<b>1'55.017</b> 9	<b>216,4</b>	2'12.147 4	202,2	1'55.192 11	212,2
9	<b>57 A. MAHENDRA</b> Yamaha YZF-R3	INA	<b>1'55.019</b> 51	213,4	1'55.419 10	208,5	1'56.109 9	207,3	1'56.054 4	211,8	<b>1'55.019</b> 12	<b>213,4</b>	2'06.838 4	201,5	1'55.362 12	212,2
10	<b>1 J. BUIS</b> KTM RC 390 R	NED	<b>1'55.075</b> 51	213,0	1'55.257 10	210,1	1'55.893 10	211,8	<b>1'55.075</b> 5	211,8	1'55.344 12	<b>213,0</b>	2'08.984 2	203,8	1'56.249 12	210,9
11	<b>43 M. GAGGI</b> Yamaha YZF-R3	ITA	<b>1'55.094</b> 50	216,4	1'56.732 9	206,9	1'56.364 9	214,3	1'56.047 4	<b>216,4</b>	1'55.094 12	215,6	2'10.303 4	197,8	1'55.770 12	214,3
12	<b>58 I. IGLESIAS BRAVO</b> Kawasaki Ninja 400	ESP	<b>1'55.094</b> 52	215,1	<b>1'55.094</b> 10	207,3	1'55.774 10	<b>215,1</b>	1'55.394 4		1'55.686 12	209,7	2'08.806 4	209,7	1'55.307 12	213,4
13	<b>77 J. OSUNA SAEZ</b> Kawasaki Ninja 400	ESP	<b>1'55.160</b> 51	216,0	1'56.224 12	205,7	1'56.496 11	206,5	1'56.515 4	215,1	<b>1'55.160</b> 12	<b>216,0</b>			1'55.907 12	214,7
14	<b>88 D. MOGEDA</b> Kawasaki Ninja 400	ESP	<b>1'55.162</b> 50	216,0	<b>1'55.162</b> 10	208,9	1'55.357 11	<b>216,0</b>	1'55.715 4	209,7	1'55.508 8	213,4	2'07.813 5	206,1	1'55.596 12	213,9
15	<b>31 E. BARTOLINI</b> Yamaha YZF-R3	ITA	<b>1'55.292</b> 55	214,7	1'56.830 11	210,1	1'57.094 12	211,8	1'56.339 4	206,9	<b>1'55.292</b> 12	<b>214,7</b>	2'07.311 4	201,9	1'55.712 12	<b>214,7</b>
16	<b>38 D. SALVADOR</b> Yamaha YZF-R3	ESP	<b>1'55.347</b> 53	216,9	1'56.599 12	205,3	1'56.307 10	207,7	1'56.434 4	210,9	<b>1'55.347</b> 12	<b>213,9</b>	2'09.973 3	191,5	1'55.405 12	<b>216,9</b>
17	<b>91 M. VANNUCCI</b> Yamaha YZF-R3	ITA	<b>1'55.374</b> 53	220,4	1'56.273 10	<b>220,4</b>	1'55.406 11	209,3	1'56.316 4	203,0	1'55.551 12	209,7	2'07.645 4	193,5	<b>1'55.374</b> 12	220,0
18	<b>7 L. VENEMAN</b> Kawasaki Ninja 400	NED	<b>1'55.380</b> 52	215,1	<b>1'55.380</b> 9	213,4	1'56.010 10	207,3	1'55.677 4	214,7	1'55.575 12	213,9	2'08.561 5	198,5	1'56.019 12	<b>215,1</b>
19	<b>8 B. IERACI</b> Kawasaki Ninja 400	ITA	<b>1'55.425</b> 42	211,8	1'56.085 11	<b>211,8</b>	1'55.624 10	210,9	<b>1'55.425</b> 4	210,1			2'10.327 4	203,8	1'55.509 12	204,2
20	<b>4 E. CAZZANIGA</b> Yamaha YZF-R3	ITA	<b>1'55.431</b> 54	215,1	1'57.407 10	209,7	1'56.888 11	209,3	1'56.972 4	210,1	<b>1'55.431</b> 12	<b>215,1</b>	2'14.332 5	188,2	1'56.352 12	208,5
21	<b>47 F. SEABRIGHT</b> Kawasaki Ninja 400	GBR	<b>1'55.484</b> 53	214,3	1'56.227 10	208,5	1'56.927 10	213,0	1'56.458 4	<b>214,3</b>	1'58.910 12	194,9	2'07.409 5	194,6	<b>1'55.484</b> 12	<b>214,3</b>
22	<b>56 G. PRATAMA</b> Yamaha YZF-R3	INA	<b>1'55.621</b> 50	216,0	1'56.092 9	208,1	1'55.929 10	<b>216,0</b>	1'56.309 4	212,2	<b>1'55.621</b> 11	213,9	2'07.607 4	206,5	1'55.825 12	215,6
23	<b>41 R. TRAGNI</b> Yamaha YZF-R3	ITA	<b>1'55.720</b> 55	215,6	1'56.650 11	209,3	1'56.602 12	204,5	1'57.177 4	204,9	<b>1'55.720</b> 12	<b>215,6</b>	2'06.443 4	197,1	1'56.677 12	210,1
24	<b>9 E. ERCOLANI</b> Yamaha YZF-R3	ITA	<b>1'55.828</b> 47	209,7	1'56.294 11	207,3	1'56.893 12	203,4	1'57.150 4	200,0	1'56.899 9	<b>209,7</b>	2'12.084 4	194,6	<b>1'55.828</b> 7	208,9
25	<b>80 G. MANSO</b> Yamaha YZF-R3	BRA	<b>1'56.127</b> 54	214,7	1'57.167 12	208,1	1'57.064 10	208,1	1'56.889 4	201,1	1'56.552 12	209,7	2'07.759 4	192,2	<b>1'56.127</b> 12	<b>214,7</b>

24/03/2024

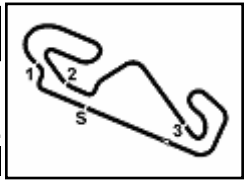
These data/results cannot be reproduced, stored and/or transmitted in whole or in part by any manner of electronic, mechanical, photocopying, recording, broadcasting or otherwise now known or herein after developed without the previous express consent by the copyright owner, except for reproduction in daily press and regular printed publications on sale to the public within 60 days of the event related to those data/results and always provided that copyright symbol appears together as follows below.

© DORNA WSBK ORGANIZATION Srl 2024

FICR PERUGIA TIMING







**Pirelli Catalunya Round, 22-24 March 2024**  
**Best Laps & Speeds**

No.	Rider Bike	Nat	Best Lap		FP		SP		WUP1		RC1		WUP2		RC2	
			LL	SPD	LL	SPD	LL	SPD	LL	SPD	LL	SPD	LL	SPD	LL	SPD
26	<b>62 K. FONTAINHA</b> Yamaha YZF-R3	BRA	<b>1'56.162</b> 54	217,3	1'57.687 12	204,5	<b>1'56.162</b> 10	208,1	1'56.880 4	204,9	1'56.304 12	212,6	2'08.620 4	190,5	1'56.214 12	<b>217,3</b>
27	<b>71 I. BOLANO HERNANDEZ</b> Kawasaki Ninja 400	ESP	<b>1'56.361</b> 50	216,0	1'56.953 11	211,4	1'57.495 11	206,1	1'57.694 4	213,4	<b>1'56.361</b> 12	213,9			1'56.395 12	<b>216,0</b>
28	<b>24 M. AGAZZI</b> Yamaha YZF-R3	ITA	<b>1'56.551</b> 53	215,6	1'57.982 11	208,1	1'57.781 11	203,0	1'57.682 4	208,1	<b>1'56.551</b> 12	<b>215,6</b>	2'14.875 3	193,9	1'57.173 12	206,9
29	<b>25 M. MARTELLA</b> Kawasaki Ninja 400	ITA	<b>1'56.714</b> 52	211,8	1'57.250 10	209,3	1'57.177 11	205,7	1'57.917 4	208,5	1'56.802 12	<b>211,8</b>	2'17.697 3	186,2	<b>1'56.714</b> 12	210,5
30	<b>66 P. TONN</b> KTM RC 390 R	GER	<b>1'56.752</b> 45	214,7	1'57.984 13	203,8	1'57.043 12	210,5	<b>1'56.752</b> 4	212,6		193,2	2'11.486 4	196,0	1'56.866 12	<b>214,7</b>
31	<b>11 F. NOVOTNY</b> Kawasaki Ninja 400	CZE	<b>1'56.927</b> 56	209,7	1'57.811 12	205,7	1'57.016 11	207,3	1'58.132 4	205,3	1'57.164 12	206,9	2'16.450 5	194,6	<b>1'56.927</b> 12	<b>209,7</b>
32	<b>29 G. ZANNINI</b> Kawasaki Ninja 400	ITA	<b>1'57.057</b> 55	210,5	1'58.647 12	208,1	1'57.625 11	209,3	1'57.537 4	<b>210,5</b>	1'57.057 12	209,3	2'10.971 4	206,1	1'58.566 12	200,4
33	<b>27 C. CLARK</b> Kawasaki Ninja 400	USA	<b>1'58.060</b> 53	210,9	2'02.763 8	202,2	1'58.776 12	208,5	1'58.415 4	<b>210,9</b>	1'58.060 12	210,1	2'11.295 5	196,7	1'58.859 12	201,5

24/03/2024

These data/results cannot be reproduced, stored and/or transmitted in whole or in part by any manner of electronic, mechanical, photocopying, recording, broadcasting or otherwise now known or herein after developed without the previous express consent by the copyright owner, except for reproduction in daily press and regular printed publications on sale to the public within 60 days of the event related to those data/results and always provided that copyright symbol appears together as follows below.

© DORNA WSBK ORGANIZATION Srl 2024

**Pirelli Catalunya Round, 22-24 March 2024**  
**Fastest Laps Race 2**

	No.	Rider	Nat	Team	Bike	Lap	Time	Gap
1	48	J. GARCIA GONZALEZ	ESP	KOVE Racing Team	Kove 321RR	2	1'54.997	
2	85	K. SABATUCCI	ITA	Team Flembbo-PL Performances	Kawasaki Ninja 400	2	1'55.192	0.195
3	58	I. IGLESIAS BRAVO	ESP	Fusport-RT Motorsport by SKM-Kawasaki	Kawasaki Ninja 400	2	1'55.307	0.310
4	26	M. GENNAI	ITA	MTM Kawasaki	Kawasaki Ninja 400	2	1'55.355	0.358
5	57	A. MAHENDRA	INA	Team BrCorse	Yamaha YZF-R3	2	1'55.362	0.365
6	91	M. VANNUCCI	ITA	Pata Yamaha AG Motorsport Italia	Yamaha YZF-R3	2	1'55.374	0.377
7	38	D. SALVADOR	ESP	MS Racing	Yamaha YZF-R3	2	1'55.405	0.408
8	47	F. SEABRIGHT	GBR	Kawasaki GP Project	Kawasaki Ninja 400	3	1'55.484	0.487
9	8	B. IERACI	ITA	Team ProDina Kawasaki	Kawasaki Ninja 400	2	1'55.509	0.512
10	88	D. MOGEDA	ESP	Team#109 Retro Traffic Kawasaki	Kawasaki Ninja 400	2	1'55.596	0.599
11	31	E. BARTOLINI	ITA	Yamaha Motoxrcing WorldSSP300 Team	Yamaha YZF-R3	3	1'55.712	0.715
12	43	M. GAGGI	ITA	Team BrCorse	Yamaha YZF-R3	3	1'55.770	0.773
13	56	G. PRATAMA	INA	ProGP NitiRacing	Yamaha YZF-R3	2	1'55.825	0.828
14	9	E. ERCOLANI	ITA	Yamaha Motoxrcing WorldSSP300 Team	Yamaha YZF-R3	5	1'55.828	0.831
15	23	S. DI SORA	FRA	ARCO SASH MotoR University Team	Yamaha YZF-R3	3	1'55.874	0.877
16	53	P. SVOBODA	CZE	Fusport-RT Motorsport by SKM-Kawasaki	Kawasaki Ninja 400	9	1'55.892	0.895
17	77	J. OSUNA SAEZ	ESP	DEZA-BOX 77 Racing Team	Kawasaki Ninja 400	2	1'55.907	0.910
18	17	R. BIJMAN	NED	Team Flembbo-PL Performances	Kawasaki Ninja 400	2	1'55.943	0.946
19	55	U. CALATAYUD	ESP	ARCO SASH MotoR University Team	Yamaha YZF-R3	9	1'55.988	0.991
20	7	L. VENEMAN	NED	MTM Kawasaki	Kawasaki Ninja 400	2	1'56.019	1.022
21	80	G. MANSO	BRA	Yamaha AD78 FIM LA by MS Racing	Yamaha YZF-R3	4	1'56.127	1.130
22	62	K. FONTAINHA	BRA	Yamaha AD78 FIM LA by MS Racing	Yamaha YZF-R3	6	1'56.214	1.217
23	1	J. BUIS	NED	Freudenberg KTM-PALIGO Racing	KTM RC 390 R	3	1'56.249	1.252
24	4	E. CAZZANIGA	ITA	Racestar	Yamaha YZF-R3	2	1'56.352	1.355
25	71	I. BOLANO HERNANDEZ	ESP	DEZA-BOX 77 Racing Team	Kawasaki Ninja 400	5	1'56.395	1.398
26	22	M. GARCIA	ESP	KOVE Racing Team	Kove 321RR	2	1'56.655	1.658
27	41	R. TRAGNI	ITA	Pata Yamaha AG Motorsport Italia	Yamaha YZF-R3	2	1'56.677	1.680
28	25	M. MARTELLA	ITA	Kawasaki GP Project	Kawasaki Ninja 400	3	1'56.714	1.717
29	66	P. TONN	GER	Freudenberg KTM-PALIGO Racing	KTM RC 390 R	2	1'56.866	1.869
30	11	F. NOVOTNY	CZE	Accolade Smrz Racing BGR	Kawasaki Ninja 400	2	1'56.927	1.930
31	24	M. AGAZZI	ITA	MS Racing	Yamaha YZF-R3	2	1'57.173	2.176
32	29	G. ZANNINI	ITA	Team ProDina Kawasaki	Kawasaki Ninja 400	2	1'58.566	3.569
33	27	C. CLARK	USA	Accolade Smrz Racing BGR	Kawasaki Ninja 400	5	1'58.859	3.862

24/03/2024

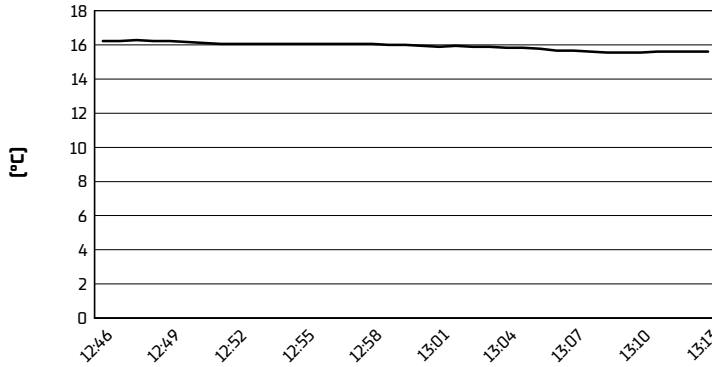
These data/results cannot be reproduced, stored and/or transmitted in whole or in part by any manner of electronic, mechanical, photocopying, recording, broadcasting or otherwise now known or herein after developed without the previous express consent by the copyright owner, except for reproduction in daily press and regular printed publications on sale to the public within 60 days of the event related to those data/results and always provided that copyright symbol appears together as follows below.

© DORNA WSBK ORGANIZATION Srl 2024

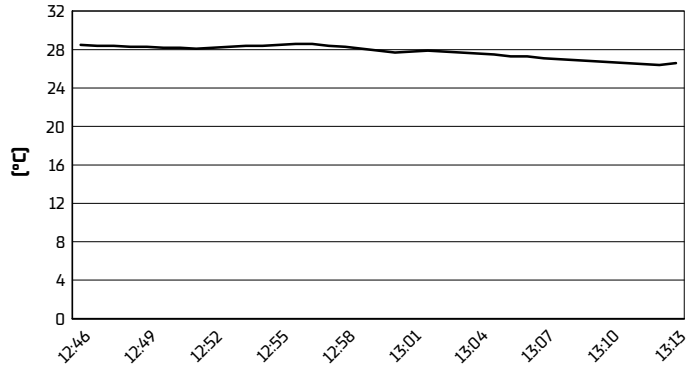
**Pirelli Catalunya Round, 22-24 March 2024**  
**Weather Report Race 2**

Session started 12:46 - Session ended 13:13

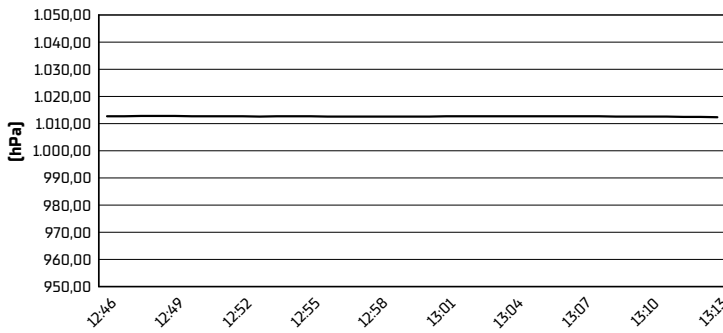
**Air Temperature**



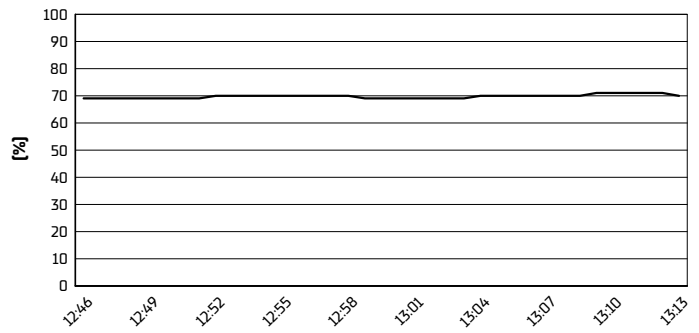
**Track Temperature**



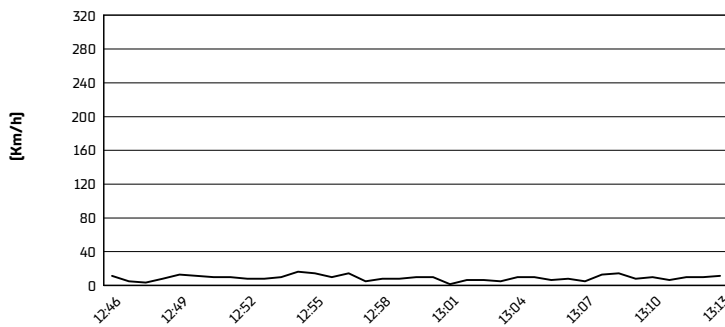
**Air Pressure**



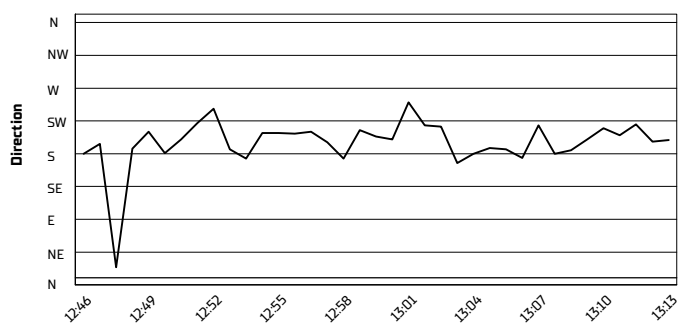
**Humidity**



**Wind Speed**



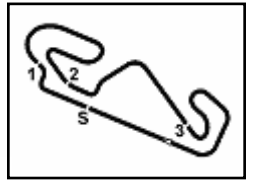
**Wind Direction**



24/03/2024

These data/results cannot be reproduced, stored and/or transmitted in whole or in part by any manner of electronic, mechanical, photocopying, recording, broadcasting or otherwise now known or herein after developed without the previous express consent by the copyright owner, except for reproduction in daily press and regular printed publications on sale to the public within 60 days of the event related to those data/results and always provided that copyright symbol appears together as follows below.

© DORNA WSBK ORGANIZATION Srl 2024



Circuit de Barcelona 4.657 m

**Pirelli Catalunya Round, 22-24 March 2024**  
**Riders Performance**

	Points	Points From First	Points From Previous	March 24	April 21	June 16	July 21	August 11	September 8	September 29	October 20						
				BARCELONA	ASSEN	MISANO	MOST	PORTIMAO	MAGNY-COURS	ARAGON	JEREZ	SP 1 2	SP 1 2	SP 1 2	SP 1 2	SP 1 2	SP 1 2
1	IGLESIAS BRAVO	28		10 13 1													
2	MAHENDRA	28	0	14 2 8													
3	BUIS	25	3 3	11 1 17													
4	SVOBODA	24	4 1	7 4 5													
5	DI SORA	23	5 1	6 3 9													
6	GARCIA GONZALEZ	20	8 3	1 Rt 2													
7	IERACI	16	12 4	5 Rt 3													
8	GENNAI	14	14 2	9 6 12													
9	GAGGI	13	15 1	17 9 10													
10	BIJMAN	13	15 0	19 8 11													
11	MOGEDA	13	15 0	2 Rt 4													
12	VENEMAN	12	16 1	13 5 15													
13	CALATAYUD	10	18 2	8 Rt 6													
14	PRATAMA	9	19 1	12 Rt 7													
15	GARCIA	9	19 0	20 7 18													
16	CAZZANIGA	6	22 3	22 10 23													
17	BARTOLINI	5	23 1	28 11 21													
18	SALVADOR	4	24 1	16 12 16													
19	OSUNA SAEZ	3	25 1	18 22 13													
20	VANNUCCI	2	26 1	3 14 19													
21	SEABRIGHT	2	26 0	24 25 14													
22	FONTAINHA	1	27 1	15 15 20													

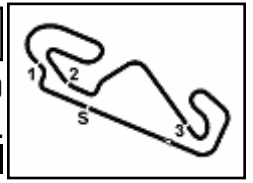
SP = Superpole - 1 = Race 1 - 2 = Race 2

Ns = Did Not Start - Rt = Retired - Ex = Excluded

24/03/2024

These data/results cannot be reproduced, stored and/or transmitted in whole or in part by any manner of electronic, mechanical, photocopying, recording, broadcasting or otherwise now known or herein after developed without the previous express consent by the copyright owner, except for reproduction in daily press and regular printed publications on sale to the public within 60 days of the event related to those data/results and always provided that copyright symbol appears together as follows below.

© DORNA WSBK ORGANIZATION Srl 2024



**Pirelli Catalunya Round, 22-24 March 2024**  
**Race Winners**

	2021	2022	2023	2024
<b>01 Barcelona</b>	RC1: Buis J. (NED) KAW RC2: Sofuoglu B. (TUR) YAM	RC1: Okaya Y. (JPN) KAW RC2: Steeman V. (NED) KAW	RC1: Buis J. (NED) KAW RC2: Gennai M. (ITA) YAM	RC1: Buis J. (NED) KTM RC2: Iglesias Bravo I. (ESP) KAW
<b>02 Assen</b>	RC1: Huertas A. (ESP) KAW RC2: Booth-Amos T. (GBR) KAW	RC1: Steeman V. (NED) KAW RC2: De Cancellis H. (FRA) KAW	RC1: Svoboda P. (CZE) KAW RC2: Svoboda P. (CZE) KAW	
<b>03 Misano</b>	RC1: Huertas A. (ESP) KAW RC2: Carrasco A. (ESP) KAW	RC1: Vannucci M. (ITA) YAM RC2: Diaz A. (ESP) YAM	RC1: Ieraci B. (ITA) KAW RC2: Ieraci B. (ITA) KAW	
<b>04 Most</b>	RC1: Steeman V. (NED) KTM RC2: Buis J. (NED) KAW	RC1: Garcia M. (ESP) YAM RC2: Steeman V. (NED) KAW	RC1: Lehmann L. (GER) KTM RC2: Mahendra A. (INA) YAM	
<b>05 Portimao</b>	RC1: Di Sora S. (FRA) KAW RC2: Huertas A. (ESP) KAW	RC1: Geiger D. (GER) KAW RC2: Gennai M. (ITA) YAM	RC1: Gennai M. (ITA) YAM RC2: Gennai M. (ITA) YAM	
<b>06 Magny-Cours</b>	RC1: Huertas A. (ESP) KAW RC2: Huertas A. (ESP) KAW	RC1: Vannucci M. (ITA) YAM RC2: Steeman V. (NED) KAW	RC1: Buis J. (NED) KAW RC2: Buis J. (NED) KAW	
<b>07 Aragon</b>	RC1: Huertas A. (ESP) KAW RC2: Booth-Amos T. (GBR) KAW	RC1: Garcia M. (ESP) YAM RC2: Diaz A. (ESP) YAM	RC1: Veneman L. (NED) KAW RC2: Buis J. (NED) KAW	
<b>08 Jerez</b>	RC1: Buis J. (NED) KAW RC2: Sofuoglu B. (TUR) YAM			

**2024**

- 1 J. Buis
- 1 I. Iglesias Bravo

**ALL TIMES**

- |                 |                            |              |
|-----------------|----------------------------|--------------|
| 12 J. Buis      | 2 B. Ieraci                | 1 L. Veneman |
| 7 A. Carrasco   | 2 K. Meuffels              |              |
| 7 M. Garcia     | 2 Y. Okaya                 |              |
| 6 S. Deroue     | 2 G. Pratama               |              |
| 6 A. Huertas    | 2 P. Svoboda               |              |
| 5 V. Steeman    | 1 M. Bastianelli           |              |
| 4 M. Gennai     | 1 A. Coppola               |              |
| 4 B. Sofuoglu   | 1 H. De Cancellis          |              |
| 3 T. Booth-Amos | 1 L. Grunwald              |              |
| 3 M. Gonzalez   | 1 <b>I. Iglesias Bravo</b> |              |
| 3 M. Perez      | 1 L. Lehmann               |              |
| 3 M. Vannucci   | 1 A. Mahendra              |              |
| 2 S. Di Sora    | 1 U. Orradre               |              |
| 2 A. Diaz       | 1 K. Sabatucci             |              |
| 2 D. Geiger     | 1 D. Valle                 |              |

24/03/2024

These data/results cannot be reproduced, stored and/or transmitted in whole or in part by any manner of electronic, mechanical, photocopying, recording, broadcasting or otherwise now known or herein after developed without the previous express consent by the copyright owner, except for reproduction in daily press and regular printed publications on sale to the public within 60 days of the event related to those data/results and always provided that copyright symbol appears together as follows below.

© DORNA WSBK ORGANIZATION Srl 2024