

Pirelli Catalunya Round, 22-24 March 2024
Chronological Analysis Race 2

REVISED

Circuit de Barcelona 4.657 m

Start at 12:46'01.054

1 / 4

1° 58 I. IGLESIAS BRAVO (1'55.307)							
Lap	Seg1	Seg2	Seg3	Seg4	Lap Time	km/h	Local Time
1		36.073	24.308	34.497	1'59.552	183,4	12:48'00.606
2	21.291	35.470	24.198	34.348	1'55.307	213,4	12:49'55.913
3	21.664	35.852	24.287	34.746	1'56.549	205,7	12:51'52.462
4	21.709	35.965	24.462	34.566	1'56.702	200,4	12:53'49.164
5	22.126	35.696	24.595	34.350	1'56.767	198,5	12:55'45.931
6	22.333	36.241	24.513	34.260	1'57.347	196,0	12:57'43.278
7	21.518	35.929	24.655	34.310	1'56.412	197,8	12:59'39.690
8	22.219	36.324	24.523	35.129	1'58.195	198,5	13:01'37.885
9	21.591	35.818	24.586	34.348	1'56.343	198,2	13:03'34.228
10	22.224	35.827	24.506	34.312	1'56.869	196,0	13:05'31.097
11	22.285	35.763	24.803	35.319	1'58.170	200,0	13:07'29.267
12	21.927	35.832	24.337	34.557	1'56.653	197,1	13:09'25.920
Race Time 23'24.866							

2° 48 J. GARCIA GONZALEZ (1'54.997)							
Lap	Seg1	Seg2	Seg3	Seg4	Lap Time	km/h	Local Time
1		36.387	24.255	34.088	1'59.340	178,2	12:48'00.394
2	21.060	35.415	24.133	34.389	1'54.997	211,8	12:49'55.391
3	22.301	35.645	24.331	34.667	1'56.944	193,5	12:51'52.335
4	22.282	35.859	24.385	34.699	1'57.225	198,9	12:53'49.560
5	21.845	35.790	24.710	34.595	1'56.940	198,9	12:55'46.500
6	21.309	36.740	24.251	35.059	1'57.359	204,2	12:57'43.859
7	21.657	35.794	24.369	34.683	1'56.503	208,5	12:59'40.362
8	21.349	35.984	24.850	35.281	1'57.464	209,7	13:01'37.826
9	22.902	36.238	24.573	34.331	1'58.044	190,1	13:03'35.870
10	21.586	35.991	24.608	34.632	1'56.817	213,4	13:05'32.687
11	21.396	36.164	24.808	35.230	1'57.598	208,9	13:07'30.285
12	21.411	35.909	24.180	34.199	1'55.699	212,6	13:09'25.984
Race Time 23'24.930							

3° 8 B. IERACI (1'55.509)							
Lap	Seg1	Seg2	Seg3	Seg4	Lap Time	km/h	Local Time
1		36.028	24.158	34.154	1'58.820	185,9	12:47'59.874
2	21.696	35.393	24.104	34.316	1'55.509	197,4	12:49'55.383
3	22.419	35.851	24.218	34.703	1'57.191	189,8	12:51'52.574
4	21.685	35.802	24.545	34.761	1'56.793	197,4	12:53'49.367
5	22.429	35.965	24.303	34.632	1'57.329	193,9	12:55'46.696
6	21.287	36.257	24.300	34.590	1'56.434	204,2	12:57'43.130
7	22.152	35.785	24.456	34.480	1'56.873	196,7	12:59'40.003
8	22.100	35.895	24.632	35.548	1'58.175	194,2	13:01'38.178
9	21.886	35.655	24.383	34.526	1'56.450	194,2	13:03'34.628
10	21.922	36.066	24.294	34.335	1'56.617	197,4	13:05'31.245
11	22.339	36.224	24.505	35.732	1'58.800	194,9	13:07'30.045
12	20.982	35.865	24.560	34.584	1'55.991	203,0	13:09'26.036
Race Time 23'24.982							

4° 88 D. MOGEDA (1'55.596)							
Lap	Seg1	Seg2	Seg3	Seg4	Lap Time	km/h	Local Time
1		36.519	24.523	34.357	2'00.311	185,9	12:48'01.365
2	21.274	35.565	24.331	34.426	1'55.596	213,9	12:49'56.961
3	21.368	35.834	24.520	34.373	1'56.095	213,4	12:51'53.056
4	21.609	36.073	24.307	34.820	1'56.809	209,3	12:53'49.865
5	21.092	36.134	24.723	34.414	1'56.363	204,2	12:55'46.228
6	22.361	36.272	24.591	34.712	1'57.936	197,1	12:57'44.164
7	21.410	35.842	24.523	34.524	1'56.299	206,1	12:59'40.463
8	21.136	36.220	24.847	35.323	1'57.526	210,9	13:01'37.989
9	22.206	36.065	24.444	34.674	1'57.389	199,3	13:03'35.378
10	21.469	36.091	24.444	34.232	1'56.236	213,0	13:05'31.614
11	21.853	36.212	24.607	35.653	1'58.325	201,1	13:07'29.939
12	21.626	35.746	24.210	34.542	1'56.124	199,3	13:09'26.063
Race Time 23'25.009							

5° 53 P. SVOBODA (1'55.892)							
Lap	Seg1	Seg2	Seg3	Seg4	Lap Time	km/h	Local Time
1							
2	21.391		36.233		24.430	34.087	1'59.727
2		35.760		24.454		34.394	1'55.999
Race Time 23'25.492							

6° 55 U. CALATAYUD (1'55.988)							
Lap	Seg1	Seg2	Seg3	Seg4	Lap Time	km/h	Local Time
1			35.614		24.415	34.355	1'58.000
2	21.955		35.600		24.491	34.354	1'56.400
3	22.007	35.597		24.506	34.766	1'56.876	196,4
4	22.055	35.924		24.485	34.666	1'57.130	199,3
5	22.134	36.110		24.533	34.518	1'57.295	199,6
6	21.368	35.882		24.477	34.577	1'56.304	203,8
7	22.095	35.669		24.703	34.343	1'56.810	197,8
8	22.490	36.301		24.334	35.282	1'58.407	193,2
9	21.361	35.768		24.590	34.269	1'55.988	201,1
10	22.397	36.268		24.644	34.284	1'57.593	195,3
11	21.899	36.129		24.616	35.787	1'58.431	204,9
12	21.537	35.929	24.136		34.603	1'56.205	206,1
Race Time 23'25.439							

7° 56 G. PRATAMA (1'55.825)							
Lap	Seg1	Seg2	Seg3	Seg4	Lap Time	km/h	Local Time
1			36.721		24.698	34.574	2'01.121
2	21.482		35.756		24.497	34.090	1'55.825
3	21.550	35.748		24.288	34.575	1'56.161	212,6
4	21.339	36.193		24.725	34.319	1'56.576	215,6
5	21.654	36.057		24.543	34.699	1'56.953	209,3
6	21.325	36.133		24.879	34.722	1'57.059	214,7
7	21.484	35.928		24.441	34.415	1'56.268	213,0
8	21.670	36.132		24.858	35.175	1'57.835	210,1
9	21.880	36.051		24.441	34.431	1'56.803	208,5
10	21.540	36.294		25.328	34.477	1'57.639	209,3
11	21.221	36.073		24.642	35.046	1'56.982	211,8
12	21.366	35.852	24.221		34.719	1'56.158	211,8
Race Time 23'25.380 + 0.086Pen							

8° 57 A. MAHENDRA (1'55.362)							
Lap	Seg1	Seg2	Seg3	Seg4	Lap Time	km/h	Local Time
1			36.317		24.707	34.357	2'00.151
2	21.251		35.595		24.322	34.194	1'55.362
3	21.951	35.411		24.453	34.532	1'56.347	200,0
4	21.839	36.039		24.349	34.566	1'56.793	212,2
5	21.504	35.643		24.821	34.419	1'56.387	200,7
6	22.323	36.518		24.549	34.528	1'57.918	196,7
7	21.997	36.082		24.463	34.276	1'56.818	206,5
8	21.987	35.894		24.556	35.356	1'57.793	203,4
9	21.693	36.017		24.396	34.528	1'56.634	200,0
10	21.727	36.080		24.633	34.235	1'56.675	206,9
11	21.373	35.950		24.784	35.626	1'57.733	211,4
12	22.238	36.094	24.108		34.441	1'56.881	200,7
Race Time 23'25.492							

9° 23 S. DI SORA (1'55.874)							
Lap	Seg1	Seg2	Seg3	Seg4	Lap Time	km/h	Local Time
1			36.233		24.430	34.087	1'59.727
2	21.391		35.760		24.454	34.394	1'55.999
Race Time 23'25.492							

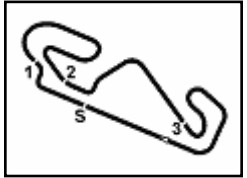
24/03/2024

P = Pits In/Out - C = Lap Time Cancelled

These data/results cannot be reproduced, stored and/or transmitted in whole or in part by any manner of electronic, mechanical, photocopying, recording, broadcasting or otherwise now known or herein after developed without the previous express consent by the copyright owner, except for reproduction in daily press and regular printed publications on sale to the public within 60 days of the event related to those data/results and always provided that copyright symbol appears together as follows below.

© DORNA WSBK ORGANIZATION Srl 2024





Circuit de Barcelona 4.657 m

Pirelli Catalunya Round, 22-24 March 2024
Chronological Analysis Race 2

Start at 12:46'01.054

2 / 4

Lap	Seg1	Seg2	Seg3	Seg4	Lap Time	km/h	Local Time
3	21.115	35.716	24.435	34.608	1'55.874	205,3	12:51'52.654
4	21.856	35.712	24.491	34.686	1'56.745	198,9	12:53'49.399
5	22.293	36.023	25.083	34.426	1'57.825	194,2	12:55'47.224
6	21.605	36.258	24.869	34.410	1'57.142	210,5	12:57'44.366
7	21.555	36.034	24.273	34.360	1'56.222	207,7	12:59'40.588
8	21.742	36.007	24.493	35.235	1'57.477	208,5	13:01'38.065
9	22.343	36.068	24.386	34.522	1'57.319	191,8	13:03'35.384
10	21.826	35.800	24.528	34.153	1'56.307	208,9	13:05'31.691
11	21.544	36.352	24.601	35.560	1'58.057	204,5	13:07'29.748
12	22.204	35.819	24.344	34.449	1'56.816	201,5	13:09'26.564
Race Time 23'26.599							

Race Time 23'25.510

14° 47 F. SEABRIGHT [1'55.484]								
Lap	Seg1	Seg2	Seg3	Seg4	Lap Time	km/h	Local Time	
1			36.673	24.763	34.631	2'01.867	186,5	12:48'02.921
2	21.353	35.746	24.309	34.374	1'55.782	210,9	12:49'58.703	
3	21.248	35.589	24.190	34.457	1'55.484	204,9	12:51'54.187	
4	21.513	36.317	25.001	34.472	1'57.303	208,5	12:53'51.490	
5	21.242	35.876	24.670	34.596	1'56.384	211,8	12:55'47.874	
6	21.617	36.225	24.832	34.777	1'57.451	210,5	12:57'45.325	
7	21.515	35.969	24.601	34.569	1'56.654	208,9	12:59'41.979	
8	21.518	36.029	24.508	35.135	1'57.190	214,3	13:01'39.169	
9	21.903	36.326	24.638	34.555	1'57.422	211,4	13:03'36.591	
10	21.263	36.045	25.048	34.767	1'57.123	207,3	13:05'33.714	
11	21.232	36.078	24.712	35.189	1'57.211	214,3	13:07'30.925	
12	21.427	35.941	24.775	34.586	1'56.729	213,0	13:09'27.654	
Race Time 23'26.600								

Race Time 23'25.803

15° 7 L. VENEMAN [1'56.019]								
Lap	Seg1	Seg2	Seg3	Seg4	Lap Time	km/h	Local Time	
1			36.335	24.474	34.344	2'00.116	189,5	12:48'01.170
2	21.531	35.658	24.358	34.472	1'56.019	211,8	12:49'57.189	
3	21.508	35.924	24.322	34.732	1'56.486	209,7	12:51'53.675	
4	21.521	36.089	24.922	34.223	1'56.755	215,1	12:53'50.430	
5	21.617	36.072	24.715	34.671	1'57.075	209,7	12:55'47.505	
6	21.691	36.149	24.747	34.463	1'57.050	213,9	12:57'44.555	
7	21.763	36.110	24.702	34.587	1'57.162	211,4	12:59'41.717	
8	21.497	35.834	24.541	35.146	1'57.018	210,9	13:01'38.735	
9	22.154	36.435	24.604	34.318	1'57.511	208,9	13:03'36.246	
10	21.333	36.082	25.058	34.328	1'56.801	210,9	13:05'33.047	
11	21.161	36.210	24.463	36.300	1'58.134	211,4	13:07'31.181	
12	21.490	36.172	24.395	34.529	1'56.586	208,1	13:09'27.767	
Race Time 23'26.713								

Race Time 23'25.667 + 0.179Pen

16° 38 D. SALVADOR [1'55.405]								
Lap	Seg1	Seg2	Seg3	Seg4	Lap Time	km/h	Local Time	
1			36.382	24.617	34.709	2'01.158	187,5	12:48'02.212
2	21.202	35.521	24.145	34.537	1'55.405	210,9	12:49'57.617	
3	21.312	35.886	24.185	34.508	1'55.891	208,9	12:51'53.508	
4	21.590	35.919	24.571	34.514	1'56.594	212,6	12:53'50.102	
5	21.836	36.051	24.678	34.197	1'56.762	201,9	12:55'46.864	
6	21.353	36.151	24.375	34.400	1'56.279	211,8	12:57'43.143	
7	22.291	35.858	24.387	34.455	1'56.991	192,5	12:59'40.134	
8	21.848	36.158	24.541	35.132	1'57.679	201,5	13:01'37.813	
9	22.357	35.823	24.410	34.325	1'56.915	198,2	13:03'34.728	
10	21.654	36.023	24.439	34.340	1'56.456	199,6	13:05'31.184	
11	22.471	36.430	25.901	35.077	1'59.879	191,8	13:07'31.063	
12	21.427	35.910	24.431	34.842	1'56.610	216,9	13:09'27.673	
Race Time 23'26.619 + 0.147Pen								

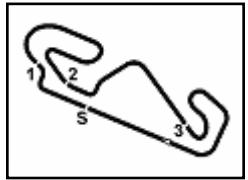
Race Time 23'25.740 + 0.126Pen

17° 1 J. BUIS [1'56.249]								
Lap	Seg1	Seg2	Seg3	Seg4	Lap Time	km/h	Local Time	
1			35.753	24.153	34.295	1'58.542	189,8	12:47'59.596
2	21.728	35.858	24.141	34.698	1'56.425	200,0	12:49'56.021	
3	21.360	35.841	24.362	34.686	1'56.249	206,1	12:51'52.270	
4	21.789	35.811	24.696	34.621	1'56.917	202,2	12:53'49.187	
5	22.297	35.840	24.607	34.459	1'57.203	199,6	12:55'46.390	
6	22.033	36.210	24.543	34.656	1'57.442	196,0	12:57'43.832	

24/03/2024 P = Pits In/Out - C = Lap Time Cancelled

These data/results cannot be reproduced, stored and/or transmitted in whole or in part by any manner of electronic, mechanical, photocopying, recording, broadcasting or otherwise now known or herein after developed without the previous express consent by the copyright owner, except for reproduction in daily press and regular printed publications on sale to the public within 60 days of the event related to those data/results and always provided that copyright symbol appears together as follows below.

© DORNA WSBK ORGANIZATION Srl 2024



Circuit de Barcelona 4.657 m

Pirelli Catalunya Round, 22-24 March 2024
Chronological Analysis Race 2

Start at 12:46'01.054

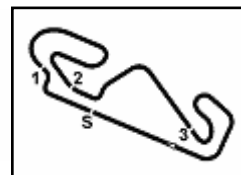
3 / 4

7	21.807	35.951	24.460	34.459	1'56.677	204,9	12:59'40.509	9	21.943	36.184	24.857	34.752	1'57.736	197,8	13:03'39.444
8	21.307	36.078	24.731	35.155	1'57.271	207,7	13:01'37.780	10	21.980	36.402	24.883	34.847	1'58.112	194,9	13:05'37.556
9	22.559	35.797	24.485	34.549	1'57.390	196,7	13:03'35.170	11	21.867	36.474	24.904	34.963	1'58.208	196,4	13:07'35.764
10	21.745	36.431	24.776	34.330	1'57.282	206,5	13:05'32.452	12	22.085	36.417	24.845	34.714	1'58.061	195,3	13:09'33.825
11	21.450	36.274	25.809	35.239	1'58.772	208,9	13:07'31.224	Race Time 23'32.771							
12	21.371			34.647	1'56.642	210,9	13:09'27.866	Race Time 23'26.812							
18° 22 M. GARCIA [1'56.655]								22° 71 I. BOLANO HERNANDEZ [1'56.395]							
Lap	Seg1	Seg2	Seg3	Seg4	Lap Time	km/h	Local Time	Lap	Seg1	Seg2	Seg3	Seg4	Lap Time	km/h	Local Time
1		35.766	24.495	34.522	1'58.768	170,6	12:47'59.822	1		36.748	24.845	34.663	2'02.120	188,8	12:48'03.174
2	22.178	35.618	24.502	34.357	1'56.655	193,9	12:49'56.477	2	21.494	35.989	24.497	34.693	1'56.673	215,6	12:49'59.847
3	22.308	36.357	24.270	34.567	1'57.502	197,8	12:51'53.979	3	21.854	35.891	24.370	34.619	1'56.734	200,7	12:51'56.581
4	21.622	36.174	24.789	34.573	1'57.158	217,3	12:53'51.137	4	21.841	35.744	24.391	34.550	1'56.526	202,2	12:53'53.107
5	21.723	36.025	24.545	34.710	1'57.003	209,3	12:55'48.140	5	21.638	35.772	24.344	34.641	1'56.395	200,4	12:55'49.502
6	21.277	36.215	24.692	34.615	1'56.799	216,9	12:57'44.939	6	21.869	35.863	24.351	34.490	1'56.573	200,0	12:57'46.075
7	21.686	36.233	24.623	34.604	1'57.146	217,7	12:59'42.085	7	21.801	36.319	24.721	34.698	1'57.539	216,0	12:59'43.614
8	21.360	36.260	24.353	35.224	1'57.197	215,1	13:01'39.282	8	22.025	36.282	24.845	34.922	1'58.074	197,4	13:01'41.688
9	21.705	36.471	24.702	34.715	1'57.593	220,0	13:03'36.875	9	21.891	36.352	24.739	34.764	1'57.746	198,9	13:03'39.434
10	21.391	35.829	24.783	34.703	1'56.706	212,6	13:05'33.581	10	22.179	36.326	24.717	34.887	1'58.109	195,7	13:05'37.543
11	21.238	36.036	24.769	35.147	1'57.190	213,0	13:07'30.771	11	22.128	36.386	24.880	35.174	1'58.568	197,8	13:07'36.111
12	21.481	36.555	24.712	34.968	1'57.716	214,3	13:09'28.487	12	21.907	36.410	24.722	34.696	1'57.735	200,4	13:09'33.846
Race Time 23'27.433								Race Time 23'32.792							
19° 91 M. VANNUCCI [1'55.374]								23° 4 E. CAZZANIGA [1'56.352]							
Lap	Seg1	Seg2	Seg3	Seg4	Lap Time	km/h	Local Time	Lap	Seg1	Seg2	Seg3	Seg4	Lap Time	km/h	Local Time
1		36.412	24.662	34.370	2'00.620	186,2	12:48'01.674	1		36.769	24.904	34.899	2'02.572	183,7	12:48'03.626
2	21.293	35.418	24.273	34.390	1'55.374	211,8	12:49'57.048	2	21.513	35.940	24.386	34.513	1'56.352	206,9	12:49'59.978
3	21.142	35.701	24.369	34.648	1'55.860	214,7	12:51'52.908	3	21.285	35.816	24.466	35.047	1'56.614	208,5	12:51'56.592
4	22.058	36.252	25.457	34.565	1'58.332	208,1	12:53'51.240	4	22.221	35.987	24.661	34.551	1'57.420	201,5	12:53'54.012
5	21.305	36.298	24.727	35.017	1'57.347	207,7	12:55'48.587	5	21.726	35.887	24.599	34.610	1'56.822	200,0	12:55'50.834
6	21.613	35.885	24.728	34.644	1'56.870	202,6	12:57'45.457	6	21.995	36.035	24.695	34.783	1'57.508	194,9	12:57'48.342
7	21.281	35.946	24.523	34.422	1'56.172	214,3	12:59'41.629	7	22.178	36.352	24.882	34.877	1'58.289	193,2	12:59'46.631
8	21.549	36.111	24.579	35.190	1'57.429	211,4	13:01'39.058	8	22.219	36.350	25.088	34.787	1'58.444	190,8	13:01'45.075
9	21.800	36.312	24.797	34.549	1'57.458	216,9	13:03'36.516	9	22.279	36.269	24.777	34.936	1'56.822	192,5	13:03'43.336
10	21.567	36.283	24.709	35.041	1'57.600	209,3	13:05'34.116	10	22.367	36.388	24.975	35.076	1'58.806	190,8	13:05'42.142
11	21.382	35.815	24.943	35.156	1'57.296	204,5	13:07'31.412	11	22.359	36.244	25.050	35.118	1'58.771	190,1	13:07'40.913
12	21.348	36.191	24.699	34.882	1'57.120	220,0	13:09'28.532	12	22.400	36.441	25.084	35.265	1'59.190	191,5	13:09'40.103
Race Time 23'27.478								Race Time 23'39.049							
20° 62 K. FONTAINHA [1'56.214]								24° 11 F. NOVOTNY [1'56.927]							
Lap	Seg1	Seg2	Seg3	Seg4	Lap Time	km/h	Local Time	Lap	Seg1	Seg2	Seg3	Seg4	Lap Time	km/h	Local Time
1		36.712	24.783	34.436	2'01.275	185,6	12:48'02.329	1		36.891	24.675	35.146	2'03.077	186,5	12:48'04.131
2	21.570	35.737	24.600	34.891	1'56.798	204,5	12:49'59.127	2	21.732	36.189	24.660	34.346	1'56.927	209,7	12:50'01.058
3	21.736	36.018	24.742	35.342	1'57.838	200,7	12:51'56.965	3	22.033	36.112	24.599	34.893	1'57.637	205,3	12:51'58.695
4	21.551	35.838	24.493	34.578	1'56.460	206,9	12:53'53.425	4	21.721	36.003	24.609	34.851	1'57.184	208,1	12:53'55.879
5	21.508	35.870	24.381	34.537	1'56.296	204,2	12:55'49.721	5	21.917	36.369	24.794	34.889	1'57.969	197,4	12:55'53.848
6	21.468	35.903	24.417	34.426	1'56.214	206,9	12:57'45.935	6	22.324	36.483	24.837	35.050	1'58.694	192,5	12:57'52.542
7	21.302	35.908	24.543	34.739	1'56.492	215,6	12:59'42.427	7	22.460	36.427	24.725	35.074	1'58.686	192,9	12:59'51.228
8	21.726	36.008	24.399	34.933	1'57.066	200,4	13:01'39.493	8	22.712	36.980	24.866	35.253	1'59.811	189,8	13:01'51.039
9	21.722	36.428	24.554	34.668	1'57.372	211,4	13:03'36.865	9	22.058	36.412	24.885	34.973	1'58.328	200,7	13:03'49.367
10	21.513	36.008	24.649	34.979	1'57.149	212,2	13:05'34.014	10	22.085	36.621	24.884	35.126	1'58.716	196,0	13:05'48.083
11	21.586	36.045	24.590	35.113	1'57.334	204,2	13:07'31.348	11	22.507	36.654	24.922	35.173	1'59.256	193,5	13:07'47.339
12	21.391	36.930	26.066	35.489	1'59.876	217,3	13:09'31.224	12	22.587	36.529	24.868	34.890	1'58.874	192,5	13:09'46.213
Race Time 23'30.170								Race Time 23'45.159							
21° 31 E. BARTOLINI [1'55.712]								25° 41 R. TRAGNI [1'56.677]							
Lap	Seg1	Seg2	Seg3	Seg4	Lap Time	km/h	Local Time	Lap	Seg1	Seg2	Seg3	Seg4	Lap Time	km/h	Local Time
1		36.473	24.753	34.502	2'01.294	189,8	12:48'02.348	1		36.992	24.743	35.097	2'02.947	180,6	12:48'04.001
2	21.676	35.844	24.421	34.301	1'56.242	207,3	12:49'58.590	2	21.426	36.023	24.643	34.585	1'56.677	210,1	12:50'00.678
3	21.535	35.668	24.352	34.157	1'55.712	204,2	12:51'54.302	3	21.895	35.910	24.903	35.056	1'57.764	198,2	12:51'58.442
4	21.386			34.342	1'56.978	214,7	12:53'51.280	4	22.199	36.103	24.651	34.629	1'57.582	197,8	12:53'56.024
5	21.374	36.009	24.749	34.573	1'56.705	211,8	12:55'47.985	5	22.076	36.306	24.952	34.970	1'58.304	200,7	12:55'54.328
6	21.678	36.185	24.856	35.049	1'57.768	213,9	12:57'45.753	6	22.378	36.198	25.139	34.723	1'58.438	193,9	12:57'52.766
7	22.061	36.290	24.878	34.624	1'57.853	209,7	12:59'43.606	7	22.084	36.309	25.078	35.120	1'58.591	195,3	12:59'51.357
8	21.878	36.367	25.004	34.853	1'58.102	194,9	13:01'41.708	8	22.694	36.561	25.139	35.205	1'59.599	186,9	13:01'50.956
								9	21.813	36.384	25.210	34.961	1'58.368	197,8	13:03'49.324
								10	22.206	36.617	24.951	35.022	1'58.796	190,8	13:05'48.120

24/03/2024 P = Pits In/Dut - C = Lap Time Cancelled

These data/results cannot be reproduced, stored and/or transmitted in whole or in part by any manner of electronic, mechanical, photocopying, recording, broadcasting or otherwise now known or herein after developed without the previous express consent by the copyright owner, except for reproduction in daily press and regular printed publications on sale to the public within 60 days of the event related to those data/results and always provided that copyright symbol appears together as follows below.

© DORNA WSBK ORGANIZATION Srl 2024



Pirelli Catalunya Round, 22-24 March 2024 Chronological Analysis Race 2

Circuit de Barcelona 4.657 m

4 / 4

Start at 12:46'01.054

11	22.540	36.868	25.055	35.007	1'59.470	191,5	13:07'47.590
12	22.190	36.520	25.051	34.867	1'58.628	198,2	13:09'46.218

Race Time 23'57.876

26° 25 M. MARTELLA [1'56.714]

Lap	Seg1	Seg2	Seg3	Seg4	Lap Time	km/h	Local Time
1		36.956	24.553	34.998	2'03.039	185,9	12:48'04.093
2	21.477	36.129	24.516	34.882	1'57.004	210,5	12:50'01.097
3	21.897	35.858	24.475	34.484	1'56.714	208,1	12:51'57.811
4	22.094	35.998	24.731	35.117	1'57.940	196,4	12:53'55.751
5	22.515	36.488	24.647	34.945	1'58.595	196,0	12:55'54.346
6	22.210	36.306	24.674	34.976	1'58.166	197,1	12:57'52.512
7	22.834	36.242	24.801	35.188	1'59.065	189,1	12:59'51.577
8	22.255	36.722	25.119	34.971	1'59.067	198,5	13:01'50.644
9	22.268	36.461	24.999	34.834	1'58.562	193,5	13:03'49.206
10	22.589	36.539	25.093	35.026	1'59.247	194,6	13:05'48.453
11	22.512	36.518	25.163	34.931	1'59.124	196,0	13:07'47.577
12	22.126	36.326	25.180	35.035	1'58.667	199,6	13:09'46.244

Race Time 23'45.190

27° 24 M. AGAZZI [1'57.173]

Lap	Seg1	Seg2	Seg3	Seg4	Lap Time	km/h	Local Time
1		36.683	24.862	34.956	2'02.766	188,5	12:48'03.820
2	21.506	36.017	24.775	34.875	1'57.173	206,9	12:50'00.993
3	21.843	36.153	24.704	34.964	1'57.664	205,3	12:51'58.657
4	21.625	36.295	24.906	35.092	1'57.918	204,2	12:53'56.575
5	22.050	36.314	25.111	34.761	1'58.236	197,4	12:55'54.811
6	22.091	36.205	25.187	34.985	1'58.468	201,1	12:57'53.279
7	22.220	36.168	24.955	34.995	1'58.338	196,7	12:59'51.617
8	22.129	36.629	25.255	35.021	1'59.034	197,1	13:01'50.651
9	22.582	36.384	24.954	35.292	1'59.212	190,5	13:03'49.863
10	22.137	36.494	24.957	35.150	1'58.738	200,0	13:05'48.601
11	22.221	36.863	25.324	35.053	1'59.461	198,5	13:07'48.062
12	22.159	36.417	24.980	35.341	1'58.897	199,6	13:09'46.959

Race Time 23'45.905

28° 29 G. ZANNINI [1'58.566]

Lap	Seg1	Seg2	Seg3	Seg4	Lap Time	km/h	Local Time
1		37.369	24.974	35.297	2'03.985	186,2	12:48'05.039
2	22.312	36.283	24.967	35.004	1'58.566	193,2	12:50'03.605
3	22.536	36.724	25.162	35.034	1'59.456	192,9	12:52'03.061
4	22.584	36.812	25.145	35.415	1'59.956	191,5	12:54'03.017
5	22.626	36.505	25.201	35.076	1'59.408	198,2	12:56'02.425
6	22.208	36.390	24.755	35.390	1'58.743	198,5	12:58'01.168
7	23.261	36.742	25.147	35.308	2'00.458	192,5	13:00'01.626
8	23.053	36.489	25.028	35.470	2'00.040	189,5	13:02'01.666
9	22.445	36.840	25.107	35.405	1'59.797	192,9	13:04'01.463
10	22.511	36.736	24.999	35.423	1'59.669	200,4	13:06'01.132
11	22.125	36.570	24.919	35.273	1'58.887	200,0	13:08'00.019
12	22.599	36.199	24.944	35.117	1'58.859	192,2	13:09'58.878

Race Time 23'57.824

29° 66 P. TONN [1'56.866]

Lap	Seg1	Seg2	Seg3	Seg4	Lap Time	km/h	Local Time
1		36.522	24.820	34.739	2'01.739	184,6	12:48'02.793
2	21.439	36.255	24.526	34.646	1'56.866	214,7	12:49'59.659
3	24.391	37.043	25.030	35.194	2'01.658	200,7	12:52'01.317
4	24.462	37.128	24.914	35.244	2'01.748	198,9	12:54'03.065
5	22.143	36.471	25.007	35.208	1'58.829	198,5	12:56'01.894
6	22.165	36.664	25.068	35.459	1'59.356	197,1	12:58'01.250
7	22.952	37.167	24.902	35.335	2'00.356	197,8	13:00'01.606
8	22.379	37.374	24.877	35.408	2'00.038		13:02'01.644
9	22.330	36.888	25.223	35.433	1'59.874	201,1	13:04'01.518
10	22.272	36.675	25.167	35.272	1'59.386	197,1	13:06'00.904
11	22.036	36.665	25.084	35.181	1'58.966	199,3	13:07'59.870
12	22.265	36.584	25.073	35.138	1'59.060	196,7	13:09'58.930

30° 27 C. CLARK [1'58.859]

Lap	Seg1	Seg2	Seg3	Seg4	Lap Time	km/h	Local Time	
1			37.306	25.049	35.144	2'04.027	186,2	12:48'05.081
2	22.399	36.562	25.180	34.860	1'59.001	193,5	12:50'04.082	
3	22.290	36.625	25.057	35.196	1'59.168	197,4	12:52'03.250	
4	22.238	36.972	25.192	35.436	1'59.838	194,9	12:54'03.088	
5	22.299	36.714	24.950	34.896	1'58.859	197,8	12:56'01.947	
6	22.262	36.780	24.921	35.485	1'59.448	198,2	12:58'01.395	
7	22.901	37.243	24.871	35.300	2'00.315	193,5	13:00'01.710	
8	22.770	36.674	25.125	35.384	1'59.953	187,5	13:02'01.663	
9	22.580	36.920	24.958	35.473	1'59.931	196,0	13:04'01.594	
10	22.130	36.655	25.305	35.268	1'59.358	201,5	13:06'00.952	
11	22.115	36.669	25.033	35.256	1'59.073	199,3	13:08'00.025	
12	22.802	36.301	24.740	35.076	1'58.919	193,9	13:09'58.944	

Race Time 23'57.890

31° 80 G. MANSO [1'56.127]

Lap	Seg1	Seg2	Seg3	Seg4	Lap Time	km/h	Local Time	
1			36.705	24.717	34.884	2'02.019	189,8	12:48'03.073
2	21.390	35.851	24.705	34.702	1'56.648	214,7	12:49'59.721	
3	22.111	35.894	24.425	34.611	1'57.041	201,5	12:51'56.762	
4	21.542	35.655	24.477	34.453	1'56.127	202,2	12:53'52.889	
5	21.600	35.777	24.447	34.382	1'56.206	202,2	12:55'49.095	
6	21.683	35.872	24.257	34.892	1'56.704	200,4	12:57'45.799	
7	59.761	38.404	25.574	35.381	2'39.120	213,0	13:00'24.919	
8	22.741	36.869	25.313	35.222	2'00.145	186,9	13:02'25.064	
9	22.612	36.774	25.198	35.170	1'59.754	187,8	13:04'24.818	
10	22.538	36.623	25.185	35.182	1'59.528	186,5	13:06'24.346	
11	22.507	36.548	25.138	35.202	1'59.395	187,8	13:08'23.741	
12	22.474	36.599	25.405	35.308	1'59.786	189,1	13:10'23.527	

Race Time 24'22.473

RET 85 K. SABATUCCI [1'55.192]

Lap	Seg1	Seg2	Seg3	Seg4	Lap Time	km/h	Local Time	
1			36.424	24.274	34.168	1'59.293	176,5	12:48'00.347
2	21.372	35.432	24.143	34.245	1'55.192	201,5	12:49'55.539	
3	22.220	35.957	24.425	34.672	1'57.274	191,2	12:51'52.813	
4	21.736	36.104	24.302	34.679	1'56.821	201,9	12:53'49.634	
5	22.027	35.990	24.359	34.578	1'56.954	198,5	12:55'46.588	
6	21.327	36.264	24.250	34.561	1'56.402	206,1	12:57'42.990	
7	22.014	35.690	24.746	34.382	1'56.832	193,9	12:59'39.822	
8	22.313	36.456	24.469	35.373	1'58.611	191,5	13:01'38.433	
9	22.191	36.004	24.422	34.429	1'57.046	188,8	13:03'35.479	
10	21.650	36.058	24.589	34.317	1'56.614	208,5	13:05'32.093	
11	21.663	36.525	24.670	35.638	1'58.496	212,2	13:07'30.589	
12	21.287	36.215			209,7			

Race Time 21'29.535

RET 9 E. ERCOLANI [1'55.828]

Lap	Seg1	Seg2	Seg3	Seg4	Lap Time	km/h	Local Time	
1			36.761	24.920	34.761	2'02.358	184,9	12:48'03.412
2	21.559	35.964	24.257	34.543	1'56.323	208,5	12:49'59.735	
3	21.755	35.819	24.351	34.640	1'56.565	202,2	12:51'56.300	
4	21.822	35.691	24.633	34.449	1'56.595	197,8	12:53'52.895	
5	21.526	35.626	24.471	34.205	1'55.828	202,6	12:55'48.723	
6	21.350	35.913	24.974	34.758	1'56.995	204,9	12:57'45.718	
7	1'06.344	46.877	27.280	51.619	3'12.120P	208,9	13:00'57.838	

Race Time 14'56.784

24/03/2024

P = Pits In/Dut - C = Lap Time Cancelled

These data/results cannot be reproduced, stored and/or transmitted in whole or in part by any manner of electronic, mechanical, photocopying, recording, broadcasting or otherwise now known or herein after developed without the previous express consent by the copyright owner, except for reproduction in daily press and regular printed publications on sale to the public within 60 days of the event related to those data/results and always provided that copyright symbol appears together as follows below.

© DORNA WSBK ORGANIZATION Srl 2024

