

Pirelli Catalunya Round, 22-24 March 2024
Results Tissot Superpole

No.	Rider	Nat	Team	Bike	Time	Gap	Rel.	Laps	Speed	
									Avg	Max
1	48 J. GARCIA GONZALEZ	ESP	KOVE Racing Team	Kove 321 RR-S	1'55.313			9	145,389	214,7
2	88 D. MOGEDA	ESP	Team#109 Retro Traffic Kawasaki	Kawasaki Ninja 400	1'55.357	0.044	0.044	11	145,333	216,0
3	91 M. VANNUCCI	ITA	Pata Yamaha AG Motorsport Italia	Yamaha YZF-R3	1'55.406	0.093	0.049	11	145,271	209,3
4	85 K. SABATUCCI	ITA	Team Flembbo-PL Performances	Kawasaki Ninja 400	1'55.495	0.182	0.089	9	145,160	215,6
5	8 B. IERACI	ITA	Team ProDina Kawasaki	Kawasaki Ninja 400	1'55.624	0.311	0.129	10	144,998	210,9
6	23 S. DI SORA	FRA	ARCO SASH MotoR University Team	Yamaha YZF-R3	1'55.642	0.329	0.018	9	144,975	210,5
7	53 P. SVOBODA	CZE	Fusport-RT Motorsport by SKM-Kawasaki	Kawasaki Ninja 400	1'55.733	0.420	0.091	10	144,861	212,6
8	55 U. CALATAYUD	ESP	ARCO SASH MotoR University Team	Yamaha YZF-R3	1'55.744	0.431	0.011	5	144,847	200,0
9	26 M. GENNAI	ITA	MTM Kawasaki	Kawasaki Ninja 400	1'55.753	0.440	0.009	10	144,836	204,2
10	58 I. IGLESIAS BRAVO	ESP	Fusport-RT Motorsport by SKM-Kawasaki	Kawasaki Ninja 400	1'55.774	0.461	0.021	10	144,810	215,1
11	1 J. BUJS	NED	Freudenberg KTM-PALIGO Racing	KTM RC 390 R	1'55.893	0.580	0.119	10	144,661	211,8
12	56 G. PRATAMA	INA	ProGP NitiRacing	Yamaha YZF-R3	1'55.929	0.616	0.036	10	144,616	216,0
13	7 L. VENEMAN	NED	MTM Kawasaki	Kawasaki Ninja 400	1'56.010	0.697	0.081	10	144,515	207,3
14	57 A. MAHENDRA	INA	Team BrCorse	Yamaha YZF-R3	1'56.109	0.796	0.099	9	144,392	207,3
15	62 K. FONTAINHA	BRA	Yamaha AD78 FIM LA by MS Racing	Yamaha YZF-R3	1'56.162	0.849	0.053	10	144,326	208,1
16	38 D. SALVADOR	ESP	MS Racing	Yamaha YZF-R3	1'56.307	0.994	0.145	10	144,146	207,7
17	43 M. GAGGI	ITA	Team BrCorse	Yamaha YZF-R3	1'56.364	1.051	0.057	9	144,075	214,3
18	77 J. OSUNA SAEZ	ESP	DEZA-BDX 77 Racing Team	Kawasaki Ninja 400	1'56.496	1.183	0.132	11	143,912	206,5
19	17 R. BIJMAN	NED	Team Flembbo-PL Performances	Kawasaki Ninja 400	1'56.507	1.194	0.011	9	143,899	215,6
20	22 M. GARCIA	ESP	KOVE Racing Team	Kove 321 RR-S	1'56.576	1.263	0.069	9	143,813	210,1
21	41 R. TRAGNI	ITA	Pata Yamaha AG Motorsport Italia	Yamaha YZF-R3	1'56.602	1.289	0.026	12	143,781	204,5
22	4 E. CAZZANIGA	ITA	Racestar	Yamaha YZF-R3	1'56.888	1.575	0.286	11	143,430	209,3
23	9 E. ERCOLANI	ITA	Yamaha Motoxracing WorldSSP300 Team	Yamaha YZF-R3	1'56.893	1.580	0.005	12	143,423	203,4
24	47 F. SEABRIGHT	GBR	Kawasaki GP Project	Kawasaki Ninja 400	1'56.927	1.614	0.034	10	143,382	213,0
25	11 F. NOVOTNY	CZE	Accolade Smrz Racing BGR	Kawasaki Ninja 400	1'57.016	1.703	0.089	11	143,273	207,3
26	66 P. TONN	GER	Freudenberg KTM-PALIGO Racing	KTM RC 390 R	1'57.043	1.730	0.027	12	143,240	210,5
27	80 G. MANSO	BRA	Yamaha AD78 FIM LA by MS Racing	Yamaha YZF-R3	1'57.064	1.751	0.021	10	143,214	208,1
28	31 E. BARTOLINI	ITA	Yamaha Motoxracing WorldSSP300 Team	Yamaha YZF-R3	1'57.094	1.781	0.030	12	143,177	211,8
29	25 M. MARTELLA	ITA	Kawasaki GP Project	Kawasaki Ninja 400	1'57.177	1.864	0.083	11	143,076	205,7
30	71 I. BOLANO HERNANDEZ	ESP	DEZA-BDX 77 Racing Team	Kawasaki Ninja 400	1'57.495	2.182	0.318	11	142,689	206,1
31	29 G. ZANNINI	ITA	Team ProDina Kawasaki	Kawasaki Ninja 400	1'57.625	2.312	0.130	11	142,531	209,3
32	24 M. AGAZZI	ITA	MS Racing	Yamaha YZF-R3	1'57.781	2.468	0.156	11	142,342	203,0
33	27 C. CLARK	USA	Accolade Smrz Racing BGR	Kawasaki Ninja 400	1'58.776	3.463	0.995	12	141,150	208,5

Qualifying Lap Time (105% of 1'55.313): 2'01.079

AIR	Humidity:	41%	Temp:	26°C
TRACK	Condition:	Dry	Temp:	37°C

Records	Pole	(SP)	2021 I.Iglesias Bravo	1'55.451	145,210	Km/h
	Race	(RC2)	2021 A.Diaz	1'55.145	145,600	Km/h
	All Times	(FP)	2024 M.Gennai	1'54.916	145,890	Km/h

Start 22/03/2024 14:10 End 14:45 The results are provisional until the end of the time limit for protests and appeals and the completion of the technical checks.

These data/results cannot be reproduced, stored and/or transmitted in whole or in part by any manner of electronic, mechanical, photocopying, recording, broadcasting or otherwise now known or herein after developed without the previous express consent by the copyright owner, except for reproduction in daily press and regular printed publications on sale to the public within 60 days of the event related to those data/results and always provided that copyright symbol appears together as follows below.

© DORNA WSBK ORGANIZATION Srl 2024

Pirelli Catalunya Round, 22-24 March 2024
Results Tissot Superpole

Session Highlights

Local Time	No. Rider	Description
14.10.00		Start
14.13.11	1 J. BUIS	Lap Cancelled [First Lap] - Exceeded Track Limits - Turn 8
14.14.17	26 M. GENNAI	Lap Cancelled [First Lap] - Exceeded Track Limits - Turn 14
14.14.22	55 U. CALATAYUD	Crashed - Turn 8
14.14.49	55 U. CALATAYUD	Re-joined
14.17.05	71 I. BOLANO HERNANDEZ	Lap Cancelled [1'57.492] - Exceeded Track Limits - Turn 7
14.20.06	9 E. ERCOLANI	Lap Cancelled [1'57.984] - Exceeded Track Limits - Turn 14
14.20.53	62 K. FONTAINHA	Lap Cancelled [2'14.742] - Exceeded Track Limits - Turn 8
14.22.53	58 I. IGLESIAS BRAVO	Lap Cancelled [2'10.802] - Exceeded Track Limits - Turn 5
14.27.52	9 E. ERCOLANI	Lap Cancelled [1'56.594] - Exceeded Track Limits - Turn 8
14.29.01	91 M. VANNUCCI	Lap Cancelled [1'55.775] - Exceeded Track Limits - Turn 9
14.30.11	23 S. DI SORA	Lap Cancelled [7'21.147] - Exceeded Track Limits - Turn 8
14.34.38	11 F. NOVOTNY	Crashed - Turn 1
14.35.25	17 R. BIJMAN	Lap Cancelled [2'05.885] - Exceeded Track Limits - Turn 12
14.35.30	1 J. BUIS	Lap Cancelled [1'57.658] - Exceeded Track Limits - Turn 5
14.37.20	85 K. SABATUCCI	Lap Cancelled [2'02.414] - Exceeded Track Limits - Turn 13
14.38.08	17 R. BIJMAN	Lap Cancelled [2'05.885] - Exceeded Track Limits - Turn 13
14.39.24	25 M. MARTELLA	Lap Cancelled [2'02.479] - Yellow Flag - Turn 1-2
14.42.47	1 J. BUIS	Lap Cancelled [1'57.480] - Yellow Flag - Turn 1-2
14.43.00	31 E. BARTOLINI	Lap Cancelled [2'01.396] - Yellow Flag - Turn 1-2
14.43.03	1 J. BUIS	Lap Cancelled [1'57.480] - Yellow Flag - Turn 1-2
14.43.06	22 M. GARCIA	Lap Cancelled [1'57.523] - Yellow Flag - Turn 1-2
14.43.09	66 P. TONN	Lap Cancelled [1'57.514] - Yellow Flag - Turn 1-2
14.43.12	48 J. GARCIA GONZALEZ	Lap Cancelled [1'56.747] - Yellow Flag - Turn 1-2
14.43.15	80 G. MANSO	Lap Cancelled [1'58.700] - Yellow Flag - Turn 1-2
14.43.18	8 B. IERACI	Lap Cancelled [1'56.911] - Yellow Flag - Turn 1-2
14.43.21	85 K. SABATUCCI	Lap Cancelled [1'57.188] - Yellow Flag - Turn 1-2
14.43.24	4 E. CAZZANIGA	Lap Cancelled [1'58.699] - Yellow Flag - Turn 1-2
14.43.27	88 D. MOGEDA	Lap Cancelled [1'57.037] - Yellow Flag - Turn 1-2
14.43.30	47 F. SEABRIGHT	Lap Cancelled [1'56.988] - Yellow Flag - Turn 1-2
14.43.33	58 I. IGLESIAS BRAVO	Lap Cancelled [1'56.803] - Yellow Flag - Turn 1-2
14.43.36	43 M. GAGGI	Lap Cancelled [1'57.157] - Yellow Flag - Turn 1-2
14.43.39	17 R. BIJMAN	Lap Cancelled [1'56.300] - Yellow Flag - Turn 1-2
14.43.42	53 P. SVOBODA	Lap Cancelled [1'57.941] - Yellow Flag - Turn 1-2
14.43.45	27 C. CLARK	Lap Cancelled [1'58.862] - Yellow Flag - Turn 1-2
14.43.48	57 A. MAHENDRA	Lap Cancelled [1'56.595] - Yellow Flag - Turn 1-2
14.43.51	38 D. SALVADOR	Lap Cancelled [1'57.496] - Yellow Flag - Turn 1-2
14.43.54	62 K. FONTAINHA	Lap Cancelled [1'57.523] - Yellow Flag - Turn 1-2
14.43.57	23 S. DI SORA	Lap Cancelled [2'00.780] - Yellow Flag - Turn 1-2
14.44.00	56 G. PRATAMA	Lap Cancelled [1'57.060] - Yellow Flag - Turn 1-2
14.44.03	77 J. OSUNA SAEZ	Lap Cancelled [1'57.163] - Yellow Flag - Turn 1-2
14.44.06	71 I. BOLANO HERNANDEZ	Lap Cancelled [1'58.073] - Yellow Flag - Turn 1-2
14.44.09	25 M. MARTELLA	Lap Cancelled [2'02.479] - Yellow Flag - Turn 1-2
14.45.41		End Of Session

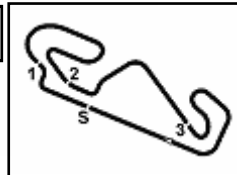
Fastest Laps Sequence

No.	Rider	Nat	Team	Bike	Local Time	Time	Gap	Avg
11	F. NOVOTNY	CZE	Accolade Smrz Racing BGR	Kawasaki Ninja 400	14:14'11.138	2'00.957		138,605
91	M. VANNUCCI	ITA	Pata Yamaha AG Motorsport Italia	Yamaha YZF-R3	14:14'16.391	1'55.997	-4.960	144,531
8	B. IERACI	ITA	Team ProDina Kawasaki	Kawasaki Ninja 400	14:16'20.844	1'55.624	-0.373	144,998
85	K. SABATUCCI	ITA	Team Fiembo-PL Performances	Kawasaki Ninja 400	14:16'22.372	1'55.495	-0.129	145,160
48	J. GARCIA GONZALEZ	ESP	KOVE Racing Team	Kove 321 RR-S	14:16'57.565	1'55.313	-0.182	145,389

Start 14:10 End 14:45 The results are provisional until the end of the time limit for protests and appeals and the completion of the technical checks.

These data/results cannot be reproduced, stored and/or transmitted in whole or in part by any manner of electronic, mechanical, photocopying, recording, broadcasting or otherwise now known or herein after developed without the previous express consent by the copyright owner, except for reproduction in daily press and regular printed publications on sale to the public within 60 days of the event related to those data/results and always provided that copyright symbol appears together as follows below.

© DORNA WSBK ORGANIZATION Srl 2024



Circuit de Barcelona 4.657 m

Pirelli Catalunya Round, 22-24 March 2024
Best Sectors & Speed Tissot Superpole

BEST LAP			
1	48	J. GARCIA GONZALEZ	Kove 321 RR-5 1'55.313
2	88	D. MOGEDA	Kawasaki Ninja 400 1'55.357
3	91	M. VANNUCCI	Yamaha YZF-R3 1'55.406
4	85	K. SABATUCCI	Kawasaki Ninja 400 1'55.495
5	8	B. IERACI	Kawasaki Ninja 400 1'55.624
6	23	S. DI SORA	Yamaha YZF-R3 1'55.642
7	53	P. SVOBODA	Kawasaki Ninja 400 1'55.733
8	55	U. CALATAYUD	Yamaha YZF-R3 1'55.744
9	26	M. GENNAI	Kawasaki Ninja 400 1'55.753
10	58	I. IGLESIAS BRAVO	Kawasaki Ninja 400 1'55.774
11	1	J. BUIS	KTM RC 390 R 1'55.893
12	56	G. PRATAMA	Yamaha YZF-R3 1'55.929
13	7	L. VENEMAN	Kawasaki Ninja 400 1'56.010
14	57	A. MAHENDRA	Yamaha YZF-R3 1'56.109
15	62	K. FONTAINHA	Yamaha YZF-R3 1'56.162
16	38	D. SALVADOR	Yamaha YZF-R3 1'56.307
17	43	M. GAGGI	Yamaha YZF-R3 1'56.364
18	77	J. OSUNA SAEZ	Kawasaki Ninja 400 1'56.496
19	17	R. BIJMAN	Kawasaki Ninja 400 1'56.507
20	22	M. GARCIA	Kove 321 RR-5 1'56.576
21	41	R. TRAGNI	Yamaha YZF-R3 1'56.602
22	4	E. CAZZANIGA	Yamaha YZF-R3 1'56.888
23	9	E. ERCOLANI	Yamaha YZF-R3 1'56.893
24	47	F. SEABRIGHT	Kawasaki Ninja 400 1'56.927
25	11	F. NOVOTNY	Kawasaki Ninja 400 1'57.016
26	66	P. TONN	KTM RC 390 R 1'57.043
27	80	G. MANSO	Yamaha YZF-R3 1'57.064
28	31	E. BARTOLINI	Yamaha YZF-R3 1'57.094
29	25	M. MARTELLA	Kawasaki Ninja 400 1'57.177
30	71	I. BOLANO HERNANDEZ	Kawasaki Ninja 400 1'57.495
31	29	G. ZANNINI	Kawasaki Ninja 400 1'57.625
32	24	M. AGAZZI	Yamaha YZF-R3 1'57.781
33	27	C. CLARK	Kawasaki Ninja 400 1'58.776

SPEED			
1	56	G. PRATAMA	Yamaha YZF-R3 216,0
2	88	D. MOGEDA	Kawasaki Ninja 400 216,0
3	17	R. BIJMAN	Kawasaki Ninja 400 215,6
4	85	K. SABATUCCI	Kawasaki Ninja 400 215,6
5	58	I. IGLESIAS BRAVO	Kawasaki Ninja 400 215,1
6	48	J. GARCIA GONZALEZ	Kove 321 RR-5 214,7
7	43	M. GAGGI	Yamaha YZF-R3 214,3
8	47	F. SEABRIGHT	Kawasaki Ninja 400 213,0
9	53	P. SVOBODA	Kawasaki Ninja 400 212,6
10	1	J. BUIS	KTM RC 390 R 211,8
11	31	E. BARTOLINI	Yamaha YZF-R3 211,8
12	8	B. IERACI	Kawasaki Ninja 400 210,9
13	66	P. TONN	KTM RC 390 R 210,5
14	23	S. DI SORA	Yamaha YZF-R3 210,5
15	22	M. GARCIA	Kove 321 RR-5 210,1
16	4	E. CAZZANIGA	Yamaha YZF-R3 209,3
17	91	M. VANNUCCI	Yamaha YZF-R3 209,3
18	29	G. ZANNINI	Kawasaki Ninja 400 209,3
19	27	C. CLARK	Kawasaki Ninja 400 208,5
20	62	K. FONTAINHA	Yamaha YZF-R3 208,1
21	80	G. MANSO	Yamaha YZF-R3 208,1
22	38	D. SALVADOR	Yamaha YZF-R3 207,7
23	57	A. MAHENDRA	Yamaha YZF-R3 207,3
24	11	F. NOVOTNY	Kawasaki Ninja 400 207,3
25	7	L. VENEMAN	Kawasaki Ninja 400 207,3
26	77	J. OSUNA SAEZ	Kawasaki Ninja 400 206,5
27	71	I. BOLANO HERNANDEZ	Kawasaki Ninja 400 206,1
28	25	M. MARTELLA	Kawasaki Ninja 400 205,7
29	41	R. TRAGNI	Yamaha YZF-R3 204,5
30	26	M. GENNAI	Kawasaki Ninja 400 204,2
31	9	E. ERCOLANI	Yamaha YZF-R3 203,4
32	24	M. AGAZZI	Yamaha YZF-R3 203,0
33	55	U. CALATAYUD	Yamaha YZF-R3 200,0

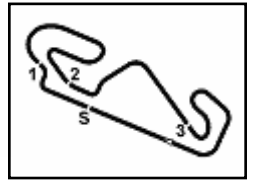
SEG. 1		SEG. 2		SEG. 3		SEG. 4					
1	88	D. MOGEDA	20.916	1	1	J. BUIS	35.410	1	91	M. VANNUCCI	33.816
2	48	J. GARCIA GONZALEZ	20.926	2	91	M. VANNUCCI	35.434	2	55	U. CALATAYUD	34.042
3	8	B. IERACI	21.086	3	55	U. CALATAYUD	35.455	3	26	M. GENNAI	34.099
4	85	K. SABATUCCI	21.110	4	85	K. SABATUCCI	35.523	4	1	J. BUIS	34.114
5	91	M. VANNUCCI	21.150	5	48	J. GARCIA GONZALEZ	35.536	5	23	S. DI SORA	34.119
6	56	G. PRATAMA	21.152	6	56	G. PRATAMA	35.580	6	77	J. OSUNA SAEZ	34.126
7	53	P. SVOBODA	21.172	7	58	I. IGLESIAS BRAVO	35.582	7	88	D. MOGEDA	34.159
8	23	S. DI SORA	21.179	8	8	B. IERACI	35.594	8	7	L. VENEMAN	34.170
9	4	E. CAZZANIGA	21.184	9	88	D. MOGEDA	35.601	9	56	G. PRATAMA	34.179
10	66	P. TONN	21.191	10	26	M. GENNAI	35.622	10	48	J. GARCIA GONZALEZ	34.196
11	58	I. IGLESIAS BRAVO	21.200	11	57	A. MAHENDRA	35.636	11	57	A. MAHENDRA	34.229
12	7	L. VENEMAN	21.218	12	53	P. SVOBODA	35.664	12	38	D. SALVADOR	34.268
13	17	R. BIJMAN	21.219	13	23	S. DI SORA	35.673	13	8	B. IERACI	34.303
14	1	J. BUIS	21.232	14	17	R. BIJMAN	35.720	14	62	K. FONTAINHA	34.323
15	57	A. MAHENDRA	21.265	15	22	M. GARCIA	35.785	15	80	G. MANSO	34.329
16	43	M. GAGGI	21.293	16	43	M. GAGGI	35.789	16	43	M. GAGGI	34.391
17	38	D. SALVADOR	21.318	17	7	L. VENEMAN	35.806	17	85	K. SABATUCCI	34.413
18	62	K. FONTAINHA	21.350	18	9	E. ERCOLANI	35.808	18	9	E. ERCOLANI	34.418
19	80	G. MANSO	21.371	19	62	K. FONTAINHA	35.830	19	53	P. SVOBODA	34.441
20	55	U. CALATAYUD	21.396	20	41	R. TRAGNI	35.833	20	47	F. SEABRIGHT	34.460
21	47	F. SEABRIGHT	21.425	21	38	D. SALVADOR	35.854	21	41	R. TRAGNI	34.530
22	31	E. BARTOLINI	21.449	22	77	J. OSUNA SAEZ	35.886	22	71	I. BOLANO HERNANDEZ	34.533
23	41	R. TRAGNI	21.464	23	25	M. MARTELLA	35.900	23	58	I. IGLESIAS BRAVO	34.572
24	26	M. GENNAI	21.466	24	71	I. BOLANO HERNANDEZ	35.908	24	4	E. CAZZANIGA	34.585
25	77	J. OSUNA SAEZ	21.474	25	4	E. CAZZANIGA	35.911	25	11	F. NOVOTNY	34.586
26	22	M. GARCIA	21.514	26	47	F. SEABRIGHT	35.953	26	25	M. MARTELLA	34.608
27	11	F. NOVOTNY	21.555	27	80	G. MANSO	35.953	27	22	M. GARCIA	34.630
28	9	E. ERCOLANI	21.586	28	29	G. ZANNINI	35.986	28	17	R. BIJMAN	34.659
29	25	M. MARTELLA	21.590	29	24	M. AGAZZI	36.025	29	31	E. BARTOLINI	34.671
30	27	C. CLARK	21.659	30	11	F. NOVOTNY	36.034	30	66	P. TONN	34.791
31	29	G. ZANNINI	21.702	31	66	P. TONN	36.157	31	24	M. AGAZZI	34.814
32	71	I. BOLANO HERNANDEZ	21.740	32	31	E. BARTOLINI	36.180	32	29	G. ZANNINI	34.837
33	24	M. AGAZZI	21.841	33	27	C. CLARK	36.665	33	27	C. CLARK	35.153

22/03/2024

These data/results cannot be reproduced, stored and/or transmitted in whole or in part by any manner of electronic, mechanical, photocopying, recording, broadcasting or otherwise now known or herein after developed without the previous express consent by the copyright owner, except for reproduction in daily press and regular printed publications on sale to the public within 60 days of the event related to those data/results and always provided that copyright symbol appears together as follows below.

© DORNA WSBK ORGANIZATION Srl 2024





Pirelli Catalunya Round, 22-24 March 2024
Ideal Times Tissot Superspole

No. Rider	Nat	Bike	Seg. 1 Diff. 1	Seg. 2 Diff. 2	Seg. 3 Diff. 3	Seg. 4 Diff. 4	Ideal Time Best Lap	Pos.	Diff.
1 91 M. VANNUCCI	ITA	Yamaha YZF-R3	21.150 +0.573	35.434	24.238 +0.195	33.816	1'54.638 1'55.406	3	0.768
2 48 J. GARCIA GONZALEZ	ESP	Kove 321 RR-S	20.926 +0.253	35.536 +0.075	24.295 +0.032	34.196	1'54.953 1'55.313	1	0.360
3 88 D. MOGEDA	ESP	Kawasaki Ninja 400	20.916	35.601 +0.270	24.289	34.159 +0.122	1'54.965 1'55.357	2	0.392
4 1 J. BUIJS	NED	KTM RC 390 R	21.232 +0.240	35.410 +0.182	24.428 +0.107	34.114 +0.180	1'55.184 1'55.893	11	0.709
5 85 K. SABATUCCI	ITA	Kawasaki Ninja 400	21.110	35.523	24.171 +0.256	34.413 +0.022	1'55.217 1'55.495	4	0.278
6 55 U. CALATAYUD	ESP	Yamaha YZF-R3	21.396 +0.177	35.455 +0.162	24.426 +0.040	34.042 +0.046	1'55.319 1'55.744	8	0.425
7 56 G. PRATAMA	INA	Yamaha YZF-R3	21.152 +0.167	35.580 +0.113	24.509 +0.229	34.179	1'55.420 1'55.929	12	0.509
8 23 S. DI SORA	FRA	Yamaha YZF-R3	21.179	35.673 +0.124	24.459 +0.050	34.119 +0.038	1'55.430 1'55.642	6	0.212
9 7 L. VENEMAN	NED	Kawasaki Ninja 400	21.218 +0.129	35.806 +0.161	24.339 +0.109	34.170 +0.078	1'55.533 1'56.010	13	0.477
10 8 B. IERACI	ITA	Kawasaki Ninja 400	21.086 +0.081	35.594	24.554 +0.006	34.303	1'55.537 1'55.624	5	0.087
11 26 M. GENNAI	ITA	Kawasaki Ninja 400	21.466	35.622	24.360 +0.206	34.099	1'55.547 1'55.753	9	0.206
12 53 P. SVOBODA	CZE	Kawasaki Ninja 400	21.172	35.664 +0.005	24.326	34.441 +0.125	1'55.603 1'55.733	7	0.130
13 57 A. MAHENDRA	INA	Yamaha YZF-R3	21.265	35.636 +0.079	24.486 +0.185	34.229 +0.229	1'55.616 1'56.109	14	0.493
14 58 I. IGLESIAS BRAVO	ESP	Kawasaki Ninja 400	21.200 +0.015	35.582	24.285	34.572 +0.120	1'55.639 1'55.774	10	0.135
15 38 D. SALVADOR	ESP	Yamaha YZF-R3	21.318 +0.098	35.854	24.451 +0.242	34.268 +0.076	1'55.891 1'56.307	16	0.416
16 17 R. BLJMAN	NED	Kawasaki Ninja 400	21.219 +0.034	35.720 +0.146	24.296 +0.433	34.659	1'55.894 1'56.507	19	0.613
17 62 K. FONTAINHA	BRA	Yamaha YZF-R3	21.350 +0.191	35.830	24.468	34.323	1'55.971 1'56.162	15	0.191
18 43 M. GAGGI	ITA	Yamaha YZF-R3	21.293 +0.288	35.789	24.603	34.391	1'56.076 1'56.364	17	0.288
19 47 F. SEABRIGHT	GBR	Kawasaki Ninja 400	21.425	35.953 +0.163	24.260 +0.570	34.460 +0.096	1'56.098 1'56.927	24	0.829
20 77 J. OSUNA SAEZ	ESP	Kawasaki Ninja 400	21.474 +0.013	35.886 +0.293	24.704	34.126	1'56.190 1'56.496	18	0.306
21 80 G. MANSO	BRA	Yamaha YZF-R3	21.371 +0.532	35.953 +0.031	24.657 +0.191	34.329	1'56.310 1'57.064	27	0.754
22 22 M. GARCIA	ESP	Kove 321 RR-S	21.514	35.785	24.402 +0.245	34.630	1'56.331 1'56.576	20	0.245
23 9 E. ERCOLANI	ITA	Yamaha YZF-R3	21.586 +0.180	35.808 +0.122	24.562 +0.090	34.418 +0.127	1'56.374 1'56.893	23	0.519
24 4 E. CAZZANIGA	ITA	Yamaha YZF-R3	21.184	35.911 +0.055	24.766 +0.032	34.585 +0.355	1'56.446 1'56.888	22	0.442
25 41 R. TRAGNI	ITA	Yamaha YZF-R3	21.464	35.833	24.757 +0.018	34.530	1'56.584 1'56.602	21	0.018
26 66 P. TONN	GER	KTM RC 390 R	21.191	36.157 +0.107	24.531 +0.266	34.791	1'56.670 1'57.043	26	0.373
27 25 M. MARTELLA	ITA	Kawasaki Ninja 400	21.590 +0.175	35.900 +0.049	24.592 +0.263	34.608	1'56.690 1'57.177	29	0.487
28 31 E. BARTOLINI	ITA	Yamaha YZF-R3	21.449 +0.158	36.180	24.499 +0.137	34.671	1'56.799 1'57.094	28	0.295
29 11 F. NOVOTNY	CZE	Kawasaki Ninja 400	21.555 +0.161	36.034 +0.026	24.654	34.586	1'56.829 1'57.016	25	0.187
30 71 I. BOLANO HERNANDEZ	ESP	Kawasaki Ninja 400	21.740 +0.298	35.908 +0.224	24.667 +0.125	34.533	1'56.848 1'57.495	30	0.647
31 29 G. ZANNINI	ITA	Kawasaki Ninja 400	21.702 +0.266	35.986	24.786	34.837 +0.048	1'57.311 1'57.625	31	0.314
32 24 M. AGAZZI	ITA	Yamaha YZF-R3	21.841	36.025 +0.136	24.861 +0.059	34.814 +0.045	1'57.541 1'57.781	32	0.240
33 27 C. CLARK	USA	Kawasaki Ninja 400	21.659	36.665 +0.133	25.082 +0.084	35.153	1'58.559 1'58.776	33	0.217

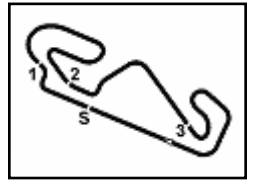
22/03/2024

These data/results cannot be reproduced, stored and/or transmitted in whole or in part by any manner of electronic, mechanical, photocopying, recording, broadcasting or otherwise now known or herein after developed without the previous express consent by the copyright owner, except for reproduction in daily press and regular printed publications on sale to the public within 60 days of the event related to those data/results and always provided that copyright symbol appears together as follows below.

© DORNA WSBK ORGANIZATION Srl 2024

FICR PERUGIA TIMING





Circuit de Barcelona 4.657 m

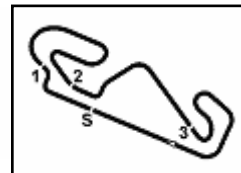
2 / 2

Pirelli Catalunya Round, 22-24 March 2024
Ideal Times Tissot Superpole

No. Rider	Nat	Bike	Seg. 1 Diff. 1	Seg. 2 Diff. 2	Seg. 3 Diff. 3	Seg. 4 Diff. 4	Ideal Time Best Lap	Pos.	Diff.
Overall Ideal Time			20.916	35.410	24.171	33.816	1'54.313		

22/03/2024
These data/results cannot be reproduced, stored and/or transmitted in whole or in part by any manner of electronic, mechanical, photocopying, recording, broadcasting or otherwise now known or herein after developed without the previous express consent by the copyright owner, except for reproduction in daily press and regular printed publications on sale to the public within 60 days of the event related to those data/results and always provided that copyright symbol appears together as follows below.
© DORNA WSBK ORGANIZATION Srl 2024





Circuit de Barcelona 4.657 m

Pirelli Catalunya Round, 22-24 March 2024
Chronological Analysis Tissot Superpole

2 / 4

Lap	Seg.1	Seg.2	Seg.3	Seg.4	Lap Time	km/h	Local Time
3	21.200	35.852	24.499	34.635	1'56.186	206,5	14:16'16.704
4	21.865	36.365	24.863	47.709	2'10.802CP	206,9	14:18'27.506
5	2'42.068	38.126	25.959	48.040	4'34.193P	91,3	14:23'01.699
6	1'47.101	37.434	25.787	34.894	3'25.216P	77,1	14:26'26.915
7	21.692	36.559	25.074	35.856	1'59.181	198,2	14:28'26.096
8	21.212	36.000	24.573	39.474	2'01.259	211,8	14:30'27.355
9	21.481	35.966	24.619	34.576	1'56.642	202,6	14:32'23.997
10	21.215	35.582	24.285	34.692	1'55.774	207,7	14:34'19.771
11	21.459	36.113	24.692	34.539	1'56.803C	215,1	14:36'16.574

Lap	Seg.1	Seg.2	Seg.3	Seg.4	Lap Time	km/h	Local Time
9	22.061	39.644	24.852	34.229	2'00.786	194,6	14:34'20.766
10	21.534	36.024	24.486	34.551	1'56.595C	206,5	14:36'17.361

15° 62 K. FONTAINHA [1'56.162]							
Lap	Seg.1	Seg.2	Seg.3	Seg.4	Lap Time	km/h	Local Time
1		37.268	25.859	37.543		147,3	
2	21.568	36.535	25.017	38.409	2'01.529	208,1	14:14'28.302
3	22.045	36.521	25.109	37.284	2'00.959	197,8	14:16'29.261
4	21.778	36.281	24.949	34.918	1'57.926	199,3	14:18'27.187
5	21.892	36.232	26.707	49.911	2'14.742CP	197,1	14:20'41.929
6	4'10.300	36.726	25.029	35.681	5'47.736P	148,4	14:26'29.665
7	21.431	36.118	24.741	34.669	1'56.959	204,2	14:28'26.624
8	21.524	37.099	26.319	37.008	2'01.950	207,7	14:30'28.574
9	21.416	36.182	24.853	34.457	1'56.908	206,9	14:32'25.482
10	21.541	35.830	24.468	34.323	1'56.162	201,5	14:34'21.644
11	21.350	36.080	25.197	34.896	1'57.523C	206,5	14:36'19.167

11° 1. J. BUIS [1'55.893]							
Lap	Seg.1	Seg.2	Seg.3	Seg.4	Lap Time	km/h	Local Time
1		37.476	24.847	34.893	C	150,0	
2	21.625	35.589	25.353	37.081	1'59.648	200,7	14:15'10.696
3	21.377	35.410	24.723	34.454	1'55.964	203,4	14:17'06.660
4	21.623	35.773	24.599	34.114	1'56.109	200,7	14:19'02.769
5	21.472	35.592	24.535	34.294	1'55.893	201,5	14:20'58.662
6	21.613	36.479	25.426	49.092	2'12.610P	200,4	14:23'11.272
7	3'36.594	37.021	25.142	35.699	5'14.456P	144,4	14:28'25.728
8	21.232	36.946	24.652	34.828	1'57.658C	211,8	14:30'23.386
9	21.270	35.808	24.823	36.368	1'58.269	210,9	14:32'21.655
10	21.262	35.692	24.428	34.835	1'56.217	207,7	14:34'17.872
11	21.680	36.022	24.734	35.044	1'57.480C	201,1	14:36'15.352

16° 38 D. SALVADOR [1'56.307]							
Lap	Seg.1	Seg.2	Seg.3	Seg.4	Lap Time	km/h	Local Time
1		36.976	26.435	36.378		143,6	
2	21.664	35.980	24.451	34.478	1'56.573	207,7	14:14'20.654
3	21.416	35.854	24.693	34.344	1'56.307	206,5	14:16'16.961
4	21.731	36.384	25.044	34.984	1'58.143	203,8	14:18'15.104
5	21.561	37.585	25.745	53.919	2'18.810P	201,5	14:20'33.914
6	4'14.399	38.110	25.421	35.873	5'53.803P	86,8	14:26'27.717
7	21.708	35.879	24.736	34.615	1'56.938	204,2	14:28'24.655
8	21.929	37.618	25.190	38.307	2'03.044	200,4	14:30'27.699
9	21.519	36.079	25.066	34.329	1'56.993	207,7	14:32'24.692
10	21.363	36.133	25.030	34.268	1'56.794	206,1	14:34'21.486
11	21.318	36.217	24.947	35.014	1'57.496C	206,9	14:36'18.982

12° 56 G. PRATAMA [1'55.929]							
Lap	Seg.1	Seg.2	Seg.3	Seg.4	Lap Time	km/h	Local Time
1		37.110	26.873	35.909		152,5	
2	21.770	36.184	24.757	34.375	1'57.086	202,6	14:14'26.644
3	21.701	35.580	24.563	34.290	1'56.134	204,5	14:16'22.778
4	21.583	38.363	25.399	40.242	2'05.587	208,9	14:18'28.365
5	21.369	35.921	26.878	50.363	2'14.531P	211,4	14:20'42.896
6	4'04.789	39.372	25.083	37.200	5'46.444P	82,4	14:26'29.340
7	21.262	35.851	24.509	34.364	1'55.986	206,5	14:28'25.326
8	23.925	36.711	25.520	37.054	2'03.210	206,1	14:30'28.536
9	21.319	35.693	24.738	34.179	1'55.929	207,3	14:32'24.465
10	21.152	37.252	25.098	34.417	1'57.919	216,0	14:34'22.384
11	21.191	36.669	24.525	34.675	1'57.060C	206,5	14:36'19.444

17° 43 M. GAGGI [1'56.364]							
Lap	Seg.1	Seg.2	Seg.3	Seg.4	Lap Time	km/h	Local Time
1		38.759	32.188	46.556		146,5	
2	22.388	35.956	25.634	38.459	2'02.437	194,2	14:15'01.822
3	22.083	35.870	24.807	34.809	1'57.569	197,1	14:16'59.391
4	21.581	35.789	24.603	34.391	1'56.364	207,7	14:18'55.755
5	21.820	37.933	25.315	49.004	2'14.072P	194,6	14:21'09.827
6	5'37.336	36.983	25.742	36.691	7'16.752P	140,4	14:28'26.579
7	21.293	36.043	24.654	34.697	1'56.687	209,7	14:30'23.266
8	21.511	36.065	24.795	36.434	1'58.805	208,1	14:32'22.071
9	21.399	36.098	24.740	35.366	1'57.603	210,5	14:34'19.674
10	21.554	36.245	24.873	34.485	1'57.157C	214,3	14:36'16.831

13° 7 L. VENEMAN [1'56.010]							
Lap	Seg.1	Seg.2	Seg.3	Seg.4	Lap Time	km/h	Local Time
1		37.424	25.420	34.584		121,2	
2	21.476	35.806	24.759	34.404	1'56.445	207,3	14:14'56.369
3	21.895	36.110	24.674	47.460	2'10.139P	196,0	14:17'06.508
4	3'35.568	36.452	24.892	36.418	5'13.330P	85,2	14:22'19.838
5	21.347	35.967	24.448	34.248	1'56.010	201,5	14:24'15.848
6	21.687	35.913	24.680	35.382	1'57.662	196,7	14:26'13.510
7	21.540	36.054	24.410	34.170	1'56.174	199,3	14:28'09.684
8	22.039	38.115	24.360	34.819	1'59.333	202,2	14:30'09.017
9	21.443	35.904	24.476	34.194	1'56.017	200,4	14:32'05.034
10	22.156	37.637	24.435	34.400	1'58.628	197,8	14:34'03.662
11	21.218	35.828	24.339	35.251	1'56.636	206,1	14:36'00.298

18° 77 J. OSUNA SAEZ [1'56.496]							
Lap	Seg.1	Seg.2	Seg.3	Seg.4	Lap Time	km/h	Local Time
1		37.347	25.066	34.729		89,0	
2	21.569	35.916	25.599	37.600	2'00.684	206,5	14:15'01.116
3	21.487	36.179	24.704	34.126	1'56.496	202,2	14:16'57.612
4	21.997	36.156	24.906	36.320	1'59.379	193,2	14:18'56.991
5	21.791	35.886	25.190	51.378	2'14.245P	199,3	14:21'11.236
6	1'54.744	37.755	25.211	34.641	3'32.351P	98,3	14:24'43.587
7	21.994	36.113	24.827	36.338	1'59.272	193,5	14:26'42.859
8	21.568	36.108	24.775	34.264	1'56.715	199,3	14:28'39.574
9	21.899	37.721	25.167	34.855	1'59.642	196,0	14:30'39.216
10	21.474	36.071	24.751	34.512	1'56.808	199,6	14:32'36.024
11	21.979	37.324	25.334	34.845	1'59.482	196,4	14:34'35.506
12	21.555	36.151	24.740	34.717	1'57.163C	203,4	14:36'32.669

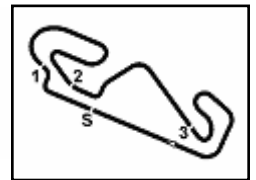
14° 57 A. MAHENDRA [1'56.109]							
Lap	Seg.1	Seg.2	Seg.3	Seg.4	Lap Time	km/h	Local Time
1		39.162	33.706	46.733		150,8	
2	21.535	35.636	24.634	38.434	2'00.239	203,0	14:15'01.885
3	21.832	35.817	24.647	34.507	1'56.803	197,1	14:16'58.688
4	21.941	37.577	24.706	34.400	1'58.624	195,7	14:18'57.312
5	21.313	35.749	24.899	54.529	2'16.490P	205,3	14:21'13.802
6	5'34.124	37.471	24.929	36.939	7'13.463P	142,5	14:28'27.265
7	21.390	35.689	24.638	34.889	1'56.606	206,9	14:30'23.871
8	21.265	35.715	24.671	34.458	1'56.109	207,3	14:32'19.980

19° 17 R. BIJMAN [1'56.507]							
Lap	Seg.1	Seg.2	Seg.3	Seg.4	Lap Time	km/h	Local Time
1		37.512	25.638	35.594		150,4	

22/03/2024 P = Pits In/Dut - C = Lap Time Cancelled

These data/results cannot be reproduced, stored and/or transmitted in whole or in part by any manner of electronic, mechanical, photocopying, recording, broadcasting or otherwise now known or herein after developed without the previous express consent by the copyright owner, except for reproduction in daily press and regular printed publications on sale to the public within 60 days of the event related to those data/results and always provided that copyright symbol appears together as follows below.

© DORNA WSBK ORGANIZATION Srl 2024



Circuit de Barcelona 4.657 m

Pirelli Catalunya Round, 22-24 March 2024
Chronological Analysis Tissot Superpole

3 / 4

2	21.219	36.492	24.785	34.746	1'57.242	201,5	14:14'25.976	7	21.658	36.589	24.799	34.597	1'57.643	201,9	14:24'17.593
3	21.771	35.720	24.563	34.722	1'56.776	199,6	14:16'22.752	8	21.696	35.808	24.762	34.328	1'56.594C	198,2	14:26'14.187
4	21.253	35.866	24.729	34.659	1'56.507	209,3	14:18'19.259	9	21.586	36.002	24.900	34.470	1'56.958	200,0	14:28'11.145
5	21.846	36.996	25.056	48.006	2'11.904P	199,3	14:20'31.163	10	21.620	36.074	24.988	35.204	1'57.886	199,3	14:30'09.031
6	6'02.512	39.658	24.978	36.600	7'43.748P	110,2	14:28'14.911	11	21.766	35.930	24.652	34.545	1'56.893	203,4	14:32'05.924
7	21.653	36.716	25.599	36.075	2'00.043	201,1	14:30'14.954	12	21.709	36.266	24.617	34.418	1'57.010	198,5	14:34'02.934
8	21.507	35.891	24.584	36.972	1'58.954	201,9	14:32'13.908	13	21.711	36.195	24.562	34.664	1'57.132	198,9	14:36'00.066
9	22.306	38.760	25.594	39.225	2'05.885C	199,3	14:34'19.793								
10	21.301	36.034	24.296	34.669	1'56.300C	215,6	14:36'16.093								

20° 22 M. GARCIA [1'56.576]							
Lap	Seg.1	Seg.2	Seg.3	Seg.4	Lap Time	km/h	Local Time
1		37.271	24.870	34.983		153,0	
2	21.834	36.064	25.039	34.901	1'57.838	198,9	14:15'09.317
3	22.054	35.959	24.969	34.804	1'57.786	195,3	14:17'07.103
4	21.739	35.948	24.751	34.725	1'57.163	201,1	14:19'04.266
5	22.048	36.275	25.032	48.520	2'11.875P	197,4	14:21'16.141
6	5'17.199	39.464	24.604	38.412	6'59.679P	93,8	14:28'15.820
7	21.761	36.992	25.051	37.860	2'01.664	209,3	14:30'17.484
8	21.514	35.785	24.647	34.630	1'56.576	205,3	14:32'14.060
9	22.293	37.693	25.387	39.289	2'04.662	199,6	14:34'18.722
10	21.590	36.212	24.402	35.319	1'57.523C	210,1	14:36'16.245

24° 47 F. SEABRIGHT [1'56.927]							
Lap	Seg.1	Seg.2	Seg.3	Seg.4	Lap Time	km/h	Local Time
1			37.168	25.388	37.777	119,7	
2	21.425	36.116	24.830	34.556	1'56.927	203,0	14:14'23.532
3	21.798	35.953	24.781	34.460	1'56.992	197,1	14:16'20.524
4	21.541	35.985	24.658	48.971	2'11.155P	198,9	14:18'31.679
5	2'38.910	39.593	28.005	37.547	4'24.055P	85,4	14:22'55.734
6	22.025	37.647	26.527	35.181	2'01.380	192,2	14:24'57.114
7	21.676	36.144	24.892	34.694	1'57.406	195,7	14:26'54.520
8	21.906	36.118	24.884	34.518	1'57.426	192,9	14:28'51.946
9	22.140	36.549	25.013	47.584	2'11.286P	194,2	14:31'03.232
10	1'30.130	41.278	25.223	39.495	3'16.126P	133,8	14:34'19.358
11	21.507	36.052	24.260	35.169	1'56.988C	213,0	14:36'16.346

21° 41 R. TRAGNI [1'56.602]							
Lap	Seg.1	Seg.2	Seg.3	Seg.4	Lap Time	km/h	Local Time
1							
2	45.001	37.416	24.927	35.470	2'22.814P	132,2	14:12'17.120
3	22.321	39.359	24.968	34.610	2'01.258	192,9	14:14'18.378
4	21.569	36.129	24.831	34.962	1'57.491	201,1	14:16'15.869
5	22.273	37.937	25.343	51.548	2'17.101P	193,2	14:18'32.970
6	2'11.726	37.357	25.353	35.785	3'50.221P	131,9	14:22'23.191
7	22.126	36.671	25.258	34.884	1'58.939	194,6	14:24'22.130
8	21.973	36.594	25.344	35.847	1'59.758	196,7	14:26'21.888
9	21.526	36.113	24.757	34.901	1'57.297	204,5	14:28'19.185
10	22.003	36.218	25.083	35.186	1'58.490	197,8	14:30'17.675
11	21.464	35.833	24.775	34.530	1'56.602	204,5	14:32'14.277
12	21.724	36.394	25.177	34.952	1'58.247	199,6	14:34'12.524
13	23.335	37.705	25.611	35.752	2'02.403	196,4	14:36'14.927

25° 11 F. NOVOTNY [1'57.016]							
Lap	Seg.1	Seg.2	Seg.3	Seg.4	Lap Time	km/h	Local Time
1			38.481	26.218	36.054	148,1	
2	22.769	37.103	25.587	35.498	2'00.957	192,5	14:14'11.138
3	22.386	37.014	25.304	35.293	1'59.997	194,2	14:16'11.135
4	22.327	37.167	25.453	35.584	2'00.531	194,2	14:18'11.666
5	22.364	37.125	25.174	35.396	2'00.059	193,9	14:20'11.725
6	22.377	36.969	25.118	35.232	1'59.696	194,2	14:22'11.421
7	22.258	38.211	26.061	35.851	2'02.381	193,2	14:24'13.802
8	22.430	36.848	25.156	35.057	1'59.491	192,9	14:26'13.293
9	22.019	36.383	25.106	34.647	1'58.155	198,2	14:28'11.448
10	21.555	36.916	24.738	34.714	1'57.923	203,4	14:30'09.371
11	21.716	36.060	24.654	34.586	1'57.016	203,8	14:32'06.387
12	21.779	36.034	24.715	34.650	1'57.178	203,0	14:34'03.565
13						207,3	

22° 4 E. CAZZANIGA [1'56.888]							
Lap	Seg.1	Seg.2	Seg.3	Seg.4	Lap Time	km/h	Local Time
1		37.994	27.157	37.912		148,4	
2	22.490	36.826	25.247	35.015	1'59.578	190,5	14:14'44.066
3	22.545	36.764	25.431	49.157	2'13.897P	190,8	14:16'57.963
4	1'52.726	36.144	25.135	35.288	3'29.293P	126,6	14:20'27.256
5	21.652	36.240	24.962	34.585	1'57.439	203,8	14:22'24.695
6	22.014	36.472	25.167	35.113	1'58.766	196,4	14:24'23.461
7	21.354	35.911	24.980	34.802	1'57.047	202,6	14:26'20.508
8	22.084	36.327	25.129	39.866	2'03.406	192,9	14:28'23.914
9	23.342	37.533	25.179	35.084	2'01.138	181,8	14:30'25.052
10	21.565	36.085	24.766	34.718	1'57.134	200,7	14:32'22.186
11	21.184	35.966	24.798	34.940	1'56.888	209,3	14:34'19.074
12	21.749	36.453	25.199	35.298	1'58.699C	209,3	14:36'17.773

26° 66 P. TONN [1'57.043]							
Lap	Seg.1	Seg.2	Seg.3	Seg.4	Lap Time	km/h	Local Time
1			37.225	25.136	35.090	148,4	
2	21.748	36.578	24.908	35.063	1'58.297	203,4	14:14'30.062
3	21.778	36.376	24.957	35.021	1'58.132	203,0	14:16'28.194
4	21.975	37.452	25.064	35.422	1'59.913	201,1	14:18'28.107
5	21.857	36.319	24.794	35.308	1'58.278	202,2	14:20'26.385
6	22.133	37.114	24.829	34.798	1'58.874	199,3	14:22'25.259
7	21.865	36.456	24.872	34.857	1'58.050	194,6	14:24'23.309
8	21.798	36.423	25.282	35.007	1'58.510	200,7	14:26'21.819
9	22.031	36.724	25.150	38.806	2'02.711	200,7	14:28'24.530
10	22.272	37.297	24.821	34.926	1'59.316	200,0	14:30'23.846
11	21.191	36.264	24.797	34.791	1'57.043	210,5	14:32'20.889
12	21.756	36.157	24.604	35.130	1'57.647	201,1	14:34'18.536
13	21.529	36.232	24.531	35.222	1'57.514C	209,3	14:36'16.050

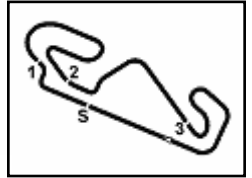
23° 9 E. ERCOLANI [1'56.893]							
Lap	Seg.1	Seg.2	Seg.3	Seg.4	Lap Time	km/h	Local Time
1		40.914	25.570	37.091		99,3	
2	21.994	36.201	24.982	34.692	1'57.869	200,7	14:14'18.230
3	21.881	35.927	25.168	35.106	1'58.082	198,5	14:16'16.312
4	22.021	36.115	25.048	34.800	1'57.984C	196,0	14:18'14.296
5	22.209	37.354	26.257	39.132	2'04.952	192,5	14:20'19.248
6	21.663	36.478	25.548	37.013	2'00.702	199,6	14:22'19.950

27° 80 G. MANSO [1'57.064]							
Lap	Seg.1	Seg.2	Seg.3	Seg.4	Lap Time	km/h	Local Time
1			37.014	25.352	35.034	110,4	
2	21.903	35.984	24.848	34.329	1'57.064	197,8	14:14'30.245
3	21.697	36.415	24.897	35.213	1'58.222	207,7	14:16'28.467
4	21.788	35.999	24.776	34.719	1'57.282	202,6	14:18'25.749
5	22.134	37.203	25.200	52.294	2'16.831P	200,4	14:20'42.580
6	4'06.850	38.013	24.945	36.669	5'46.477P	75,6	14:26'29.057

22/03/2024 P = Pits In/Out - C = Lap Time Cancelled

These data/results cannot be reproduced, stored and/or transmitted in whole or in part by any manner of electronic, mechanical, photocopying, recording, broadcasting or otherwise now known or herein after developed without the previous express consent by the copyright owner, except for reproduction in daily press and regular printed publications on sale to the public within 60 days of the event related to those data/results and always provided that copyright symbol appears together as follows below.

© DORNA WSBK ORGANIZATION Srl 2024



Pirelli Catalunya Round, 22-24 March 2024
Chronological Analysis Tissot Superpole

4 / 4

7	21.764	36.036	24.657	34.816	1'57.273	199,6	14:28'26.330	9	21.906	36.501	25.282	35.543	1'59.232	200,7	14:30'16.463
8	21.708	36.124	25.122	34.632	1'57.586	208,1	14:30'23.916	10	22.057	36.272	24.987	35.192	1'58.508	197,4	14:32'14.971
9	21.371	36.244	24.794	34.724	1'57.133	206,9	14:32'21.049	11	21.702	36.330	25.120	34.837	1'57.989	209,3	14:34'12.960
10	21.421	35.953	24.707	35.078	1'57.159	203,8	14:34'18.208	12	22.408	38.902	25.440	36.523	2'03.273	201,1	14:36'16.233
11	22.355	36.500	24.967	34.878	1'58.700C	201,1	14:36'16.908								

28° 31 E. BARTOLINI (1'57.094)							
Lap	Seg.1	Seg.2	Seg.3	Seg.4	Lap Time	km/h	Local Time
1		38.027	25.176	37.220		77,9	
2	21.901	36.748	25.258	35.942	1'59.849	202,2	14:14'20.888
3	21.449	36.316	25.167	35.670	1'58.602	211,8	14:16'19.490
4	22.059	36.947	25.002	35.416	1'59.424	197,8	14:18'18.914
5	21.928	36.631	24.911	35.503	1'58.973	199,3	14:20'17.887
6	22.137	37.560	25.472	36.827	2'01.996	195,7	14:22'19.883
7	21.551	36.857	24.707	34.820	1'57.935	203,8	14:24'17.818
8	21.607	36.180	24.636	34.671	1'57.094	202,6	14:26'14.912
9	21.863	36.861	24.499	36.071	1'59.294	201,5	14:28'14.206
10	21.901	36.883	25.593	35.843	2'00.220	198,5	14:30'14.426
11	21.775	36.502	25.015	36.287	1'59.579	206,1	14:32'14.005
12	21.520	36.783	25.299	35.095	1'58.697	201,5	14:34'12.702
13	21.827	37.591	25.360	36.618	2'01.396C	200,4	14:36'14.098

32° 24 M. AGAZZI (1'57.781)							
Lap	Seg.1	Seg.2	Seg.3	Seg.4	Lap Time	km/h	Local Time
1		39.783	25.814	35.842		119,6	
2	22.259	36.648	25.813	34.814	1'59.534	198,2	14:14'17.122
3	22.104	36.432	25.318	35.277	1'59.131	197,8	14:16'16.253
4	22.214	36.327	25.041	35.124	1'58.706	195,7	14:18'14.959
5	21.929	36.334	25.135	35.308	1'58.706	201,5	14:20'13.665
6	22.676	38.799	25.998	39.274	2'06.747	192,9	14:22'20.412
7	21.841	36.161	24.920	34.859	1'57.781	202,2	14:24'18.193
8	22.189	36.025	25.077	34.932	1'58.223	194,9	14:26'16.416
9	22.053	36.373	25.352	35.392	1'59.170	196,7	14:28'15.586
10	21.853	36.256	24.861	48.279	2'11.249P	203,0	14:30'26.835
11	56.555	38.921	25.684	37.078	2'38.238P	118,4	14:33'05.073
12	22.490	37.289	25.597	36.291	2'01.667	192,5	14:35'06.740

29° 25 M. MARTELLA (1'57.177)							
Lap	Seg.1	Seg.2	Seg.3	Seg.4	Lap Time	km/h	Local Time
1		38.143	25.478	36.407		118,9	
2	21.590	36.315	24.867	35.164	1'57.936	201,5	14:14'25.094
3	21.765	35.949	24.855	34.608	1'57.177	203,4	14:16'22.271
4	21.995	35.900	24.592	34.842	1'57.329	200,0	14:18'19.600
5	21.707	36.777	24.925	51.641	2'15.050P	205,7	14:20'34.650
6	2'44.645	37.056	25.316	35.282	4'22.299P	129,3	14:24'56.949
7	22.077	36.202	24.663	34.680	1'57.622	198,9	14:26'54.571
8	22.125	36.163	24.654	34.746	1'57.688	191,8	14:28'52.259
9	21.713	36.539	25.005	34.919	1'58.176	202,6	14:30'50.435
10	22.644	38.174	26.509	35.556	2'02.883	191,8	14:32'53.318
11	22.383	36.575	25.030	34.860	1'58.848	191,8	14:34'52.166
12	22.641	38.879	25.713	35.246	2'02.479C	190,5	14:36'54.645

33° 27 C. CLARK (1'58.776)							
Lap	Seg.1	Seg.2	Seg.3	Seg.4	Lap Time	km/h	Local Time
1		39.263	26.401	36.503		150,4	
2	22.975	37.819	25.774	36.141	2'02.709	191,8	14:14'15.146
3	22.979	37.524	25.525	35.546	2'01.574	192,2	14:16'16.720
4	22.281	37.017	25.346	35.731	2'00.375	201,9	14:18'17.095
5	22.623	37.329	25.498	35.788	2'01.238	192,9	14:20'18.333
6	22.224	37.344	25.488	36.156	2'01.212	196,0	14:22'19.545
7	22.483	37.071	25.429	36.074	2'01.057	197,4	14:24'20.602
8	22.576	37.168	25.908	35.518	2'01.170	193,9	14:26'21.772
9	22.001	36.747	25.296	35.331	1'59.375	206,5	14:28'21.147
10	22.272	36.982	25.498	35.491	2'00.243	193,5	14:30'21.390
11	22.331	37.131	25.394	35.356	2'00.212	194,6	14:32'21.602
12	21.659	36.798	25.166	35.153	1'58.776	208,5	14:34'20.378
13	21.915	36.665	25.082	35.200	1'58.862C	201,9	14:36'19.240

30° 71 I. BOLANO HERNANDEZ (1'57.495)							
Lap	Seg.1	Seg.2	Seg.3	Seg.4	Lap Time	km/h	Local Time
1		39.963	25.636	35.708		98,5	
2	21.740	36.252	24.667	37.640	2'00.299	206,1	14:15'01.468
3	21.901	36.160	24.700	34.731	1'57.492C	200,4	14:16'58.960
4	21.930	36.403	24.785	34.897	1'58.015	202,6	14:18'56.975
5	21.991	35.908	25.079	36.232	1'59.210	199,6	14:20'56.185
6	22.514	37.190	25.507	48.614	2'13.825P	190,5	14:23'10.010
7	1'51.258	39.435	25.821	36.119	3'32.633P	126,6	14:26'42.643
8	22.038	36.132	24.792	34.533	1'57.495	198,2	14:28'40.138
9	21.846	36.757	25.179	34.960	1'58.742	197,8	14:30'38.880
10	22.037	36.056	24.725	34.724	1'57.542	192,9	14:32'36.422
11	21.825	36.636	25.156	35.023	1'58.640	199,3	14:34'35.062
12	22.247	36.137	24.721	34.968	1'58.073C	191,5	14:36'33.135

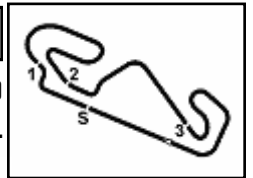
31° 29 G. ZANNINI (1'57.625)							
Lap	Seg.1	Seg.2	Seg.3	Seg.4	Lap Time	km/h	Local Time
1		37.066	26.146	37.386		147,3	
2	22.254	36.161	25.044	35.222	1'58.681	198,9	14:14'25.074
3	21.968	35.986	24.786	34.885	1'57.625	203,8	14:16'22.699
4	22.926	36.795	25.513	37.376	2'02.610	208,1	14:18'25.309
5	22.478	37.352	25.675	36.058	2'01.563	196,0	14:20'26.872
6	22.402	36.651	24.904	35.367	1'59.324	199,6	14:22'26.196
7	22.048	36.811	25.665	48.452	2'12.976P	197,4	14:24'39.172
8	2'00.770	36.819	25.281	35.189	3'38.059P	107,9	14:28'17.231

22/03/2024 P = Pits In/Out - C = Lap Time Cancelled

These data/results cannot be reproduced, stored and/or transmitted in whole or in part by any manner of electronic, mechanical, photocopying, recording, broadcasting or otherwise now known or herein after developed without the previous express consent by the copyright owner, except for reproduction in daily press and regular printed publications on sale to the public within 60 days of the event related to those data/results and always provided that copyright symbol appears together as follows below.

© DORNA WSBK ORGANIZATION Srl 2024





Pirelli Catalunya Round, 22-24 March 2024
Best Laps & Speeds

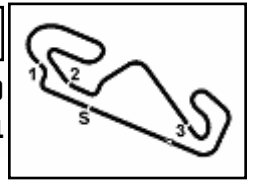
No.	Rider	Nat	Best Lap		FP		SP												
			LL	SPD	LL	SPD	LL	SPD											
1	26 M. GENNAI Kawasaki Ninja 400	ITA	1'54.916 18 208,9		1'54.916 8 208,9		1'55.753 10 204,2												
2	58 I. IGLESIAS BRAVO Kawasaki Ninja 400	ESP	1'55.094 20 215,1		1'55.094 10 207,3		1'55.774 10 215,1												
3	53 P. SVOBODA Kawasaki Ninja 400	CZE	1'55.099 21 212,6		1'55.099 11 210,5		1'55.733 10 212,6												
4	88 D. MOGEDA Kawasaki Ninja 400	ESP	1'55.162 21 216,0		1'55.162 10 208,9		1'55.357 11 216,0												
5	1 J. BUIS KTM RC 390 R	NED	1'55.257 20 211,8		1'55.257 10 210,1		1'55.893 10 211,8												
6	48 J. GARCIA GONZALEZ Kove 321 RR-S	ESP	1'55.313 18 214,7		1'55.379 9 214,3		1'55.313 9 214,7												
7	7 L. VENEMAN Kawasaki Ninja 400	NED	1'55.380 19 213,4		1'55.380 9 213,4		1'56.010 10 207,3												
8	91 M. VANNUCCI Yamaha YZF-R3	ITA	1'55.406 21 220,4		1'56.273 10 220,4		1'55.406 11 209,3												
9	57 A. MAHENDRA Yamaha YZF-R3	INA	1'55.419 19 208,5		1'55.419 10 208,5		1'56.109 9 207,3												
10	85 K. SABATUCCI Kawasaki Ninja 400	ITA	1'55.495 19 215,6		1'56.406 10 203,8		1'55.495 9 215,6												
11	55 U. CALATAYUD Yamaha YZF-R3	ESP	1'55.613 15 210,9		1'55.613 10 210,9		1'55.744 5 200,0												
12	8 B. IERACI Kawasaki Ninja 400	ITA	1'55.624 21 211,8		1'56.085 11 211,8		1'55.624 10 210,9												
13	23 S. DI SORA Yamaha YZF-R3	FRA	1'55.642 19 210,5		1'55.794 10 208,1		1'55.642 9 210,5												
14	56 G. PRATAMA Yamaha YZF-R3	INA	1'55.929 19 216,0		1'56.092 9 208,1		1'55.929 10 216,0												
15	22 M. GARCIA Kove 321 RR-S	ESP	1'56.149 16 216,4		1'56.149 7 216,4		1'56.576 9 210,1												
16	62 K. FONTAINHA Yamaha YZF-R3	BRA	1'56.162 22 208,1		1'57.687 12 204,5		1'56.162 10 208,1												
17	77 J. OSUNA SAEZ Kawasaki Ninja 400	ESP	1'56.224 23 206,5		1'56.224 12 205,7		1'56.496 11 206,5												
18	47 F. SEABRIGHT Kawasaki Ninja 400	GBR	1'56.227 20 213,0		1'56.227 10 208,5		1'56.927 10 213,0												
19	9 E. ERCOLANI Yamaha YZF-R3	ITA	1'56.294 23 207,3		1'56.294 11 207,3		1'56.893 12 203,4												
20	38 D. SALVADOR Yamaha YZF-R3	ESP	1'56.307 22 207,7		1'56.599 12 205,3		1'56.307 10 207,7												
21	43 M. GAGGI Yamaha YZF-R3	ITA	1'56.364 18 214,3		1'56.732 9 206,9		1'56.364 9 214,3												
22	17 R. BIJMAN Kawasaki Ninja 400	NED	1'56.507 19 215,6		1'56.582 10 214,3		1'56.507 9 215,6												
23	41 R. TRAGNI Yamaha YZF-R3	ITA	1'56.602 23 209,3		1'56.650 11 209,3		1'56.602 12 204,5												
24	31 E. BARTOLINI Yamaha YZF-R3	ITA	1'56.830 23 211,8		1'57.094 11 210,1		1'56.830 12 211,8												
25	4 E. CAZZANIGA Yamaha YZF-R3	ITA	1'56.888 21 209,7		1'57.407 10 209,7		1'56.888 11 209,3												

22/03/2024

These data/results cannot be reproduced, stored and/or transmitted in whole or in part by any manner of electronic, mechanical, photocopying, recording, broadcasting or otherwise now known or herein after developed without the previous express consent by the copyright owner, except for reproduction in daily press and regular printed publications on sale to the public within 60 days of the event related to those data/results and always provided that copyright symbol appears together as follows below.

© DORNA WSBK ORGANIZATION Srl 2024





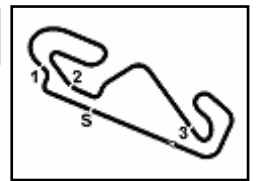
Pirelli Catalunya Round, 22-24 March 2024
Best Laps & Speeds

No.	Rider Bike	Nat	Best Lap		FP		SP							
			LL	SPD	LL	SPD	LL	SPD						
26	71 I. BOLANO HERNANDEZ Kawasaki Ninja 400	ESP	1'56.953 22 211,4		1'56.953 11 211,4		1'57.495 11 206,1							
27	11 F. NOVOTNY Kawasaki Ninja 400	CZE	1'57.016 23 207,3		1'57.811 12 205,7		1'57.016 11 207,3							
28	66 P. TONN KTM RC 390 R	GER	1'57.043 25 210,5		1'57.984 13 203,8		1'57.043 12 210,5							
29	80 G. MANSO Yamaha YZF-R3	BRA	1'57.064 22 208,1		1'57.167 12 208,1		1'57.064 10 208,1							
30	25 M. MARTELLA Kawasaki Ninja 400	ITA	1'57.177 21 209,3		1'57.250 10 209,3		1'57.177 11 205,7							
31	29 G. ZANNINI Kawasaki Ninja 400	ITA	1'57.625 23 209,3		1'58.647 12 208,1		1'57.625 11 209,3							
32	24 M. AGAZZI Yamaha YZF-R3	ITA	1'57.781 22 208,1		1'57.982 11 208,1		1'57.781 11 203,0							
33	27 C. CLARK Kawasaki Ninja 400	USA	1'58.776 20 208,5		2'02.763 8 202,2		1'58.776 12 208,5							

22/03/2024

These data/results cannot be reproduced, stored and/or transmitted in whole or in part by any manner of electronic, mechanical, photocopying, recording, broadcasting or otherwise now known or herein after developed without the previous express consent by the copyright owner, except for reproduction in daily press and regular printed publications on sale to the public within 60 days of the event related to those data/results and always provided that copyright symbol appears together as follows below.

© DORNA WSBK ORGANIZATION Srl 2024



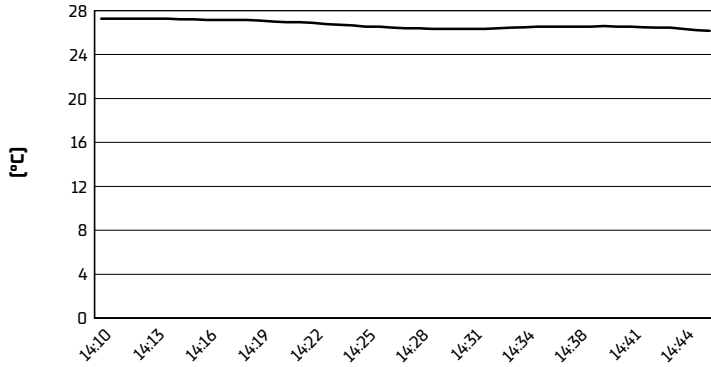
Circuit de Barcelona 4.657 m

Pirelli Catalunya Round, 22-24 March 2024

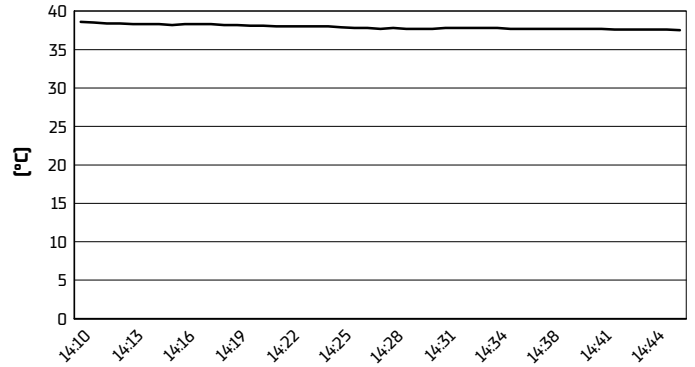
Weather Report Tissot Superpole

Session started 14:10 - Session ended 14:45

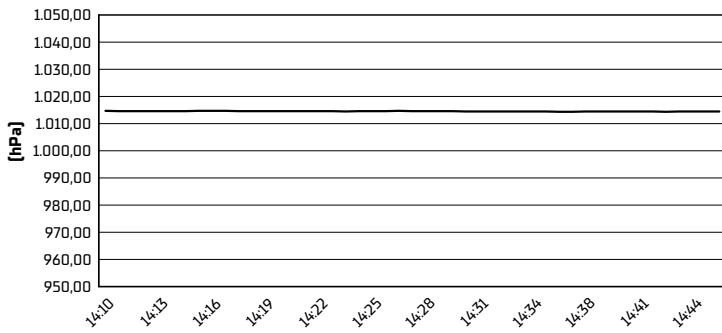
Air Temperature



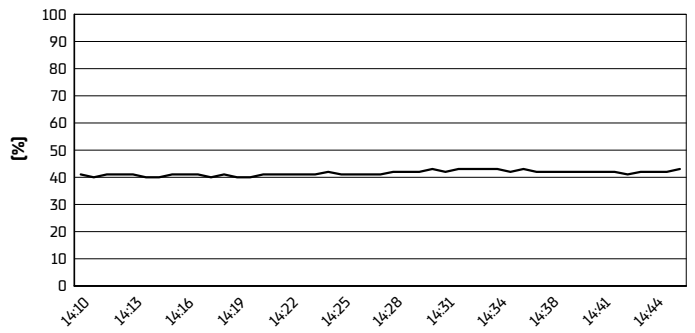
Track Temperature



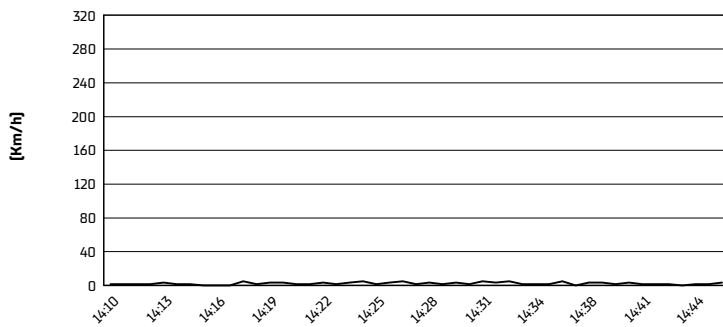
Air Pressure



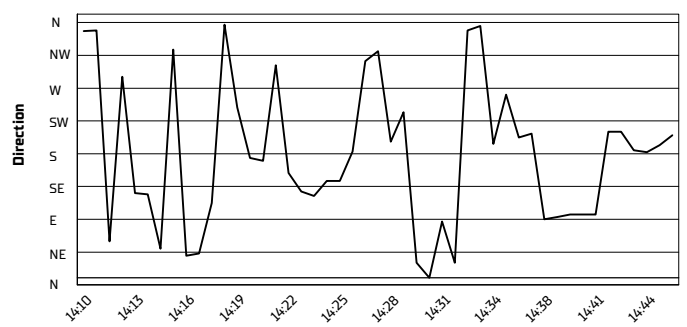
Humidity



Wind Speed



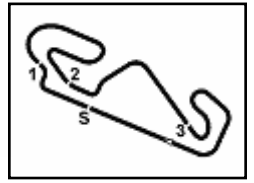
Wind Direction



22/03/2024

These data/results cannot be reproduced, stored and/or transmitted in whole or in part by any manner of electronic, mechanical, photocopying, recording, broadcasting or otherwise now known or herein after developed without the previous express consent by the copyright owner, except for reproduction in daily press and regular printed publications on sale to the public within 60 days of the event related to those data/results and always provided that copyright symbol appears together as follows below.

© DORNA WSBK ORGANIZATION Srl 2024



Circuit de Barcelona 4.657 m

Pirelli Catalunya Round, 22-24 March 2024
Tissot Superpole Ranking

	2021	2022	2023	2024
01 Barcelona	Iglesias Bravo (Esp) Kaw 1'55.451 [144,3 Km/h]	Steeman (Ned) Kaw 1'55.850 [143,8 Km/h]	Maier (Bra) Yam 1'55.169 [144,6 Km/h]	Garcia Gonzalez (Esp) Kov 1'55.313 [144,5 Km/h]
02 Assen	Steeman (Ned) Ktm 1'48.767 [150,3 Km/h]	Steeman (Ned) Kaw 1'48.961 [150,1 Km/h]	Vannucci (Ita) Yam 1'51.220 [147,0 Km/h]	
03 Misano	Sofuoglu (Tur) Yam 1'49.073 [139,5 Km/h]	Vannucci (Ita) Yam 1'48.501 [140,2 Km/h]	Buis (Ned) Kaw 1'49.297 [139,2 Km/h]	
04 Most	Steeman (Ned) Ktm 1'46.871 [141,9 Km/h]	Sabatucci (Ita) Kaw 1'47.921 [140,5 Km/h]	Perez Gonzalez (Esp) Kaw 1'46.162 [142,8 Km/h]	
05 Portimao	Huertas (Esp) Kaw 1'55.466 [143,2 Km/h]	Geiger (Ger) Kaw 1'55.008 [143,7 Km/h]	Perez Gonzalez (Esp) Kaw 1'54.428 [144,5 Km/h]	
06 Magny-Cours	Huertas (Esp) Kaw 1'52.918 [140,6 Km/h]	Steeman (Ned) Kaw 1'51.859 [142,0 Km/h]	Geiger (Ger) Ktm 1'52.710 [140,9 Km/h]	
07 Aragon	Kawakami (Bra) Yam 2'06.498 [144,5 Km/h]	Garcia (Esp) Yam 2'06.908 [144,0 Km/h]	Vannucci (Ita) Yam 2'06.119 [144,9 Km/h]	
08 Jerez	Huertas (Esp) Kaw 1'52.289 [141,8 Km/h]			

2024

1 J. Garcia Gonzalez

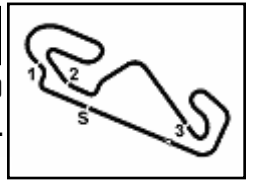
ALL TIMES

- | | |
|------------------------------------|----------------------------|
| 6 V. Steeman | 1 I. Iglesias Bravo |
| 5 M. Perez | 1 N. Kalinin |
| 3 A. Carrasco | 1 M. Kawakami |
| 3 A. Coppola | 1 H. Maier |
| 3 S. Deroue | 1 A. Muel |
| 3 D. Geiger | 1 K. Sabatucci |
| 3 M. Gonzalez | 1 B. Sanchez |
| 3 A. Huertas | |
| 3 G. Pratama | |
| 3 M. Vannucci | |
| 2 T. Booth-Amos | |
| 2 J. Buis | |
| 2 M. Garcia | |
| 2 T. Kawakami | |
| 2 Y. Okaya | |
| 2 J. Perez Gonzalez | |
| 2 B. Sofuoglu | |
| 1 T. Edwards | |
| 1 J. Garcia Gonzalez | |

22/03/2024

These data/results cannot be reproduced, stored and/or transmitted in whole or in part by any manner of electronic, mechanical, photocopying, recording, broadcasting or otherwise now known or herein after developed without the previous express consent by the copyright owner, except for reproduction in daily press and regular printed publications on sale to the public within 60 days of the event related to those data/results and always provided that copyright symbol appears together as follows below.

© DORNA WSBK ORGANIZATION Srl 2024



Circuit de Barcelona 4.657 m

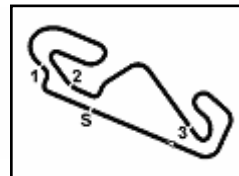
Pirelli Catalunya Round, 22-24 March 2024
Tissot Superpole Award

	Points	Points From First	Points From Previous	March 24 BARCELONA	April 21 ASSEN	June 16 MISANO	July 21 MOST	August 11 PORTIMAO	September 8 MAGNY-COURS	September 29 ARAGON	October 20 JEREZ									
1 GARCIA GONZALEZ Julio (ESP)	12			12																
2 MOGEDA Daniel (ESP)	9	3		9																
3 VANNUCCI Matteo (ITA)	7	5	2	7																
4 SABATUCCI Kevin (ITA)	6	6	1	6																
5 IERACI Bruno (ITA)	5	7	1	5																
6 DI SORA Samuel (FRA)	4	8	1	4																
7 SVOBODA Petr (CZE)	3	9	1	3																
8 CALATAYUD Unai (ESP)	2	10	1	2																
9 GENNAI Mirko (ITA)	1	11	1	1																

22/03/2024 Odd points columns: Tissot Superpole Even points columns: Tissot Superpole Race

These data/results cannot be reproduced, stored and/or transmitted in whole or in part by any manner of electronic, mechanical, photocopying, recording, broadcasting or otherwise now known or herein after developed without the previous express consent by the copyright owner, except for reproduction in daily press and regular printed publications on sale to the public within 60 days of the event related to those data/results and always provided that copyright symbol appears together as follows below.

© DORNA WSBK ORGANIZATION Srl 2024



Pirelli Catalunya Round, 22-24 March 2024
Provisional Starting Grid - Race 1 (12 Laps x 4,657 km = 55,884 km)

Circuit de Barcelona 4.657 m

1	1	88 MOGEDA D. Kawasaki 1'55.357	2	91 VANNUCCI M. Yamaha 1'55.406	3	85 SABATUCCI K. Kawasaki 1'55.495
2	4	48 GARCIA GONZALEZ Kove 1'55.313	5	8 IERACI B. Kawasaki 1'55.624	6	23 DI SORA S. Yamaha 1'55.642
3	7	53 SVOBODA P. Kawasaki 1'55.733	8	55 CALATAYUD U. Yamaha 1'55.744	9	26 GENNAI M. Kawasaki 1'55.753
4	10	58 IGLESIAS BRAVO I Kawasaki 1'55.774	11	1 BUIS J. KTM 1'55.893	12	56 PRATAMA G. Yamaha 1'55.929
5	13	7 VENEMAN L. Kawasaki 1'56.010	14	57 MAHENDRA A. Yamaha 1'56.109	15	62 FONTAINHA K. Yamaha 1'56.162
6	16	38 SALVADOR D. Yamaha 1'56.307	17	43 GAGGI M. Yamaha 1'56.364	18	77 OSUNA SAEZ J. Kawasaki 1'56.496
7	19	17 BIJMAN R. Kawasaki 1'56.507	20	22 GARCIA M. Kove 1'56.576	21	41 TRAGNI R. Yamaha 1'56.602
8	22	4 CAZZANIGA E. Yamaha 1'56.888	23	9 ERCOLANI E. Yamaha 1'56.893	24	47 SEABRIGHT F. Kawasaki 1'56.927
9	25	11 NOVOTNY F. Kawasaki 1'57.016	26	66 TONN P. KTM 1'57.043	27	80 MANSO G. Yamaha 1'57.064
10	28	31 BARTOLINI E. Yamaha 1'57.094	29	25 MARTELLA M. Kawasaki 1'57.177	30	71 BOLANO HERNANDEZ Kawasaki 1'57.495
11	31	29 ZANNINI G. Kawasaki 1'57.625	32	24 AGAZZI M. Yamaha 1'57.781	33	27 CLARK C. Kawasaki 1'58.776