

Cremona Circuit 3.768 m

Acerbis Italian Round, 20-22 September 2024 Results Race 1

Laps 17 = 67,141 Km - Time of Race 26'49.788 - Avg. 150,149 km/h

Pos	Grid	No. Rider	Nat	Team	Bike	Class	LL	Int.	Gap	Rel.	Fastest Lap	Speed	Qualifying	Speed
1	6	9 D. PETRUCCI	ITA	Barni Spark Racing Team	Ducati Panigale V4R	IND	17	I3			1'29.594	304,2	1'28.285	306,8
2	1	11 N. BULEGA	ITA	Aruba.it Racing - Ducati	Ducati Panigale V4R		17	I3	2.590	2.590	1'29.608	305,1	1'27.953	306,8
3	13	1 A. BAUTISTA	ESP	Aruba.it Racing - Ducati	Ducati Panigale V4R		17	I3	6.383	3.793	1'30.084	305,9	1'29.115	305,9
4	8	7 I. LECUONA	ESP	Team HRC	Honda CBR1000 RR-R		17	I3	7.583	1.200	1'30.130	304,2	1'28.845	303,4
5	12	47 A. BASSANI	ITA	Kawasaki Racing Team WorldSBK	Kawasaki ZX-10RR		17	I3	10.125	2.542	1'30.141	305,1	1'29.018	301,7
6	7	97 X. VIERGE	ESP	Team HRC	Honda CBR1000 RR-R		17	I3	10.211	0.086	1'30.068	305,1	1'28.752	306,8
7	15	60 M. VAN DER MARK	NED	ROKIT BMW Motorrad WorldSBK Team	BMW M 1000 RR		17	I2.1	1 Sector	1 Sector	1'30.098	301,7	1'29.435	304,2
8	11	31 G. GERLOFF	USA	Bonovo Action BMW	BMW M 1000 RR		17	I2.1	1 Sector	1.413	1'30.374	307,7	1'28.959	306,8
9	16	21 M. RINALDI	ITA	Team Motocorsa Racing	Ducati Panigale V4R	IND	17	I2	2 Sectors	1 Sector	1'30.699	302,5	1'29.516	304,2
10	18	87 R. GARDNER	AUS	GYTR GRT Yamaha WorldSBK Team	Yamaha YZF R1		17	I2	2 Sectors	0.188	1'30.603	301,7	1'29.310	301,7
11	9	28 B. RAY	GBR	Yamaha Motoxrcing WorldSBK Team	Yamaha YZF R1	IND	17	I2	2 Sectors	0.358	1'30.132	300,0	1'28.883	300,0
12	4	55 A. LOCATELLI	ITA	Pata Prometeon Yamaha	Yamaha YZF R1		17	I2	2 Sectors	1.404	1'30.246	300,8	1'28.602	300,8
13	14	45 S. REDDING	GBR	Bonovo Action BMW	BMW M 1000 RR		17	I2	2 Sectors	7.668	1'30.868	300,0	1'29.120	303,4
14	25	37 M. REITERBERGER	GER	ROKIT BMW Motorrad WorldSBK Team	BMW M 1000 RR		17	I2	2 Sectors	1.336	1'30.897	304,2	1'29.116	308,6
15	22	52 A. DELBIANCO	ITA	Yamaha Motoxrcing WorldSBK Team	Yamaha YZF R1	IND	17	I2	2 Sectors	2.306	1'31.446	296,7	1'30.295	300,0
16	20	5 P. OETTL	GER	GMT94 Yamaha	Yamaha YZF R1	IND	17	I1.1	3 Sectors	1 Sector	1'31.419	298,3	1'30.227	300,0
17	19	17 M. FRITZ	GER	GYTR GRT Yamaha WorldSBK Team	Yamaha YZF R1		17	I1.1	3 Sectors	2.359	1'31.747	296,7	1'30.195	297,5
18	23	46 T. BRIDEWELL	GBR	Honda Racing UK	Honda CBR1000 RR-R	IND	17	I1.1	3 Sectors	7.064	1'31.711	295,9	1'30.615	298,3
19	24	75 I. LOPES	POR	PETRONAS MIE Racing Honda	Honda CBR1000 RR-R	IND	17	I1.1	3 Sectors	0.491	1'32.299	297,5	1'30.853	299,2
20	3	22 A. LOWES	GBR	Kawasaki Racing Team WorldSBK	Kawasaki ZX-10RR		16	I2	1 Lap	1 Lap	1'29.670	301,7	1'28.310	303,4
Not Classified														
RET	21	95 T. MACKENZIE	GBR	PETRONAS MIE Racing Honda	Honda CBR1000 RR-R	IND	16				1'31.549	300,8	1'30.243	300,8
RET	17	59 N. CANEPA	ITA	Pata Prometeon Yamaha	Yamaha YZF R1		13				1'31.227	291,9	1'30.174	291,1
RET	2	29 A. IANNONE	ITA	Team GoEleven	Ducati Panigale V4R	IND	8				1'29.397	305,9	1'28.068	305,1
RET	5	14 S. LOWES	GBR	ELF Marc VDS Racing Team	Ducati Panigale V4R	IND	5				1'30.230	292,7	1'28.615	301,7
RET	10	53 T. RABAT	ESP	Kawasaki Puccetti Racing	Kawasaki ZX-10RR	IND	0						1'28.921	304,2

AIR	Humidity:	54%	Temp:	24°C
TRACK	Condition:	Dry	Temp:	34°C

Records	Pole [SP]	2024	N.Bulega	1'27.953	154,228 Km/h
	All Times [SP]	2024	N.Bulega	1'27.953	154,228 Km/h
Race Fastest Lap	[New Record]	Lap 2	A.Iannone	1'29.397	151,737 Km/h

LAP LEADERS				
No. Rider	From	To	Laps	Total
11 N. BULEGA	1	2	2	2
29 A. IANNONE	3	4	2	2
9 D. PETRUCCI	5	17	13	13

TOTAL LEADER LAPS				
No. Rider	Laps			
54 T. RAZGATLIOGLU	187	14 S. LOWES		5
11 N. BULEGA	92	55 A. LOCATELLI		5
1 A. BAUTISTA	37	87 R. GARDNER		5
9 D. PETRUCCI	22	31 G. GERLOFF		4
22 A. LOWES	21			
24 N. SPINELLI	14			
60 M. VAN DER MARK	13			
29 A. IANNONE	12			

Start End The results are provisional until the end of the time limit for protests and appeals and the completion of the technical checks.

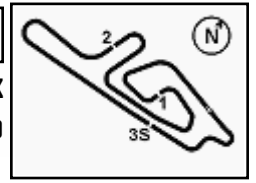
21/09/2024

14:00

14:30

These data/results cannot be reproduced, stored and/or transmitted in whole or in part by any manner of electronic, mechanical, photocopying, recording, broadcasting or otherwise now known or herein after developed without the previous express consent by the copyright owner, except for reproduction in daily press and regular printed publications on sale to the public within 60 days of the event related to those data/results and always provided that copyright symbol appears together as follows below.

© DORNA WSBK ORGANIZATION Srl 2024



Acerbis Italian Round, 20-22 September 2024
Results Race 1

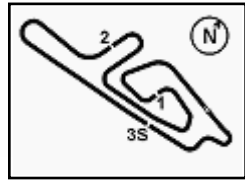
Race Highlights

Time	No. Rider	Description
12.45.00		Official Ambient Air Temperature 23.8°C - Humidity 58% - Atmospheric Pressure 1021.9mbar
13.57.54		Warm Up Lap Started
14.00.16		Start of Session
14.01.08	37 M. REITERBERGER	#37 2X Long Lap Penalty - Engine Allocation
14.01.24	53 T. RABAT	#53 Crashed - Turn 10
14.02.46	37 M. REITERBERGER	#37 1 of 2X Long Lap Penalty Completed
14.02.53	53 T. RABAT	#53 Not Actively Competing
14.04.28	37 M. REITERBERGER	#37 2 of 2X Long Lap Penalty Completed
14.05.58	46 T. BRIDEWELL	#46 2X Long Lap Penalty - Jump Start
14.07.21	46 T. BRIDEWELL	#46 1 of 2X Long Lap Penalty Completed
14.08.24	14 S. LOWES	#14 Crashed - Turn 3
14.09.00	46 T. BRIDEWELL	#46 2 of 2X Long Lap Penalty Completed
14.10.02	14 S. LOWES	#14 Not Actively Competing
14.11.31	95 T. MACKENZIE	#95 On the Gravel - Rejoined - Turn 1
14.13.03	29 A. IANNONE	#29 Crashed - Turn 7
14.13.44	29 A. IANNONE	#29 Not Actively Competing
14.16.06	22 A. LOWES	#22 Crashed - Turn 7
14.16.23	22 A. LOWES	#22 Rejoined
14.19.58	59 N. CANEPA	#59 Crashed - Turn 10
14.20.20	59 N. CANEPA	#59 Rejoined
14.20.40	22 A. LOWES	#22 Entered Pit Lane
14.20.56	59 N. CANEPA	#59 Entered Pit Lane
14.21.35	22 A. LOWES	#22 Exited Pit Lane
14.22.13	59 N. CANEPA	#59 Retired
14.22.49		2/3 of Race Distance Completed
14.25.16	95 T. MACKENZIE	#95 Entered Pit Lane
14.26.05	55 A. LOCATELLI	#55 On the Gravel - Rejoined - Turn 11
14.27.03	95 T. MACKENZIE	#95 Retired
14.27.12		RED FLAG
14.28.14		Results Confirmed
14.30.22		End of Session

Start End The results are provisional until the end of the time limit for protests and appeals
21/09/2024 14:00 14:30 and the completion of the technical checks.

These data/results cannot be reproduced, stored and/or transmitted in whole or in part by any manner of electronic, mechanical, photocopying, recording, broadcasting or otherwise now known or herein after developed without the previous express consent by the copyright owner, except for reproduction in daily press and regular printed publications on sale to the public within 60 days of the event related to those data/results and always provided that copyright symbol appears together as follows below.

© DORNA WSBK ORGANIZATION Srl 2024



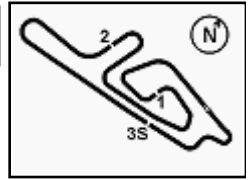
Acerbis Italian Round, 20–22 September 2024
Riders Standings

Points	Points From First	Points From Previous	Independent Riders															
			February 25 PHILIP ISLAND	March 24 BARCELONA	April 21 ASSEN	June 16 MISANO	July 14 DONINGTON PARK	July 21 MOST	August 11 PORTIMAO	September 8 MAGNY-COURS	September 22 CREMONA CIRCUIT	September 29 ARAGON	October 13 ESTORIL	October 20 JEREZ				
1	PETRUCCI Danilo (ITA)	215	8 16	9 11 3		7 10 1	9 10 1	20 6	16 11 9	16 20 7	25							
2	IANNONE Andrea (ITA)	144 71	16 13	13 9	13	9 5 5	5	16 8 3	13 1	11 4								
3	RINALDI Michael Ruben (ITA)	53 162 91	2 10 1	5	3	2	1	5 9		7 1	7							
4	LOWES Sam (GBR)	40 175 13	3 9 2	4	10 3	3	2	4										
5	SPINELLI Nicholas (ITA)	25 190 15			25													
6	RABAT Tito (ESP)	10 205 15		1	1	2		2	2	2								
7	RAY Bradley (GBR)	8 207 2	1		1			1			5							
8	MACKENZIE Tarran (GBR)	7 208 1			2 5													
9	QETTL Philipp (GER)	5 210 2	2		2	1												
10	DELBIANCO Alessandro (ITA)	1 214 4									1							

21/09/2024 First Line: Race 1 & 2 - Second Line: Tissot Superpole Race

These data/results cannot be reproduced, stored and/or transmitted in whole or in part by any manner of electronic, mechanical, photocopying, recording, broadcasting or otherwise now known or herein after developed without the previous express consent by the copyright owner, except for reproduction in daily press and regular printed publications on sale to the public within 60 days of the event related to those data/results and always provided that copyright symbol appears together as follows below.

© DORNA WSBK ORGANIZATION Srl 2024



Cremona Circuit 3.768 m

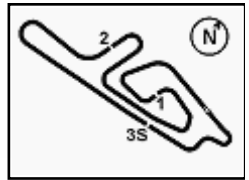
Acerbis Italian Round, 20-22 September 2024
Manufacturers Standings

	Points	Points From First	Points From Previous	February 25 PHILLIP ISLAND		March 24 BARCELONA		April 21 ASSEN		June 16 MISANO		July 14 DONINGTON PARK		July 21 MOST		August 11 PORTIMAO		September 8 MAGNY-COURS		September 22 CREMONA CIRCUIT		September 29 ARAGON		October 13 ESTORIL		October 20 JEREZ		
				1	2	1	2	1	2	1	2	1	2	1	2	1	2	1	2	1	2	1	2	1	2	1	2	1
1	436			25	20	20	25	25	20	20	20	16	20	20	20	20	20	20	25	25								
2	430	6		11	8	25	16	20	25	25	25	25	25	25	25	25	25	25	16	9								
3	252	184	178	13	25	10	10	11	1	11	13	20	16		7	11	16	5	13	11								
4	225	211	27	20	6	11	9	13	16	13	11	11	9	11	16	7	10	8	10	6								
5	106	330	119	6	3	3	2	6	6	6	7	3	2	2	6	4	7	10	9	13								

21/09/2024 First Line: Race 1 & 2 - Second Line: Tissot Superpole Race

These data/results cannot be reproduced, stored and/or transmitted in whole or in part by any manner of electronic, mechanical, photocopying, recording, broadcasting or otherwise now known or herein after developed without the previous express consent by the copyright owner, except for reproduction in daily press and regular printed publications on sale to the public within 60 days of the event related to those data/results and always provided that copyright symbol appears together as follows below.

© DORNA WSBK ORGANIZATION Srl 2024



FIM SUPERBIKE WORLD CHAMPIONSHIP
Acerbis Italian Round, 20-22 September 2024
Teams Standings

		February 25 PHILIP ISLAND	March 24 BARCELONA	April 21 ASSEN	June 16 MISANO	July 14 DOWINGTON PARK	July 21 MIST	August 11 PORTIMAO	September 8 MAGNY-COURS	September 22 CREMONA CIRCUIT	September 29 ARAGON	October 13 ESTORIL	October 20 JEREZ						
1 Aruba.it Racing - Ducati		589																	
BULEGA Nicola	330	25 5	11 20	20 6	5 8	20 9	20 9	13 20	10 20	9 5	20 12	25	20						
BAUTISTA Alvaro	259	1 6	20 6	16 7	25 12	16 12	16 16	16 4	11 13	20 4	20	16							
PIRRO Michele						→													
2 ROKiT BMW Motorrad WorldSBK Team		535 [-54]																	
RAZGATLIOGLU Toprak	365	11 7	25 12	16 12	20 1	25 12	25 12	25 12	25 12	25 12	25 12								
VAN DER MARK Michael	168	9 7	7 4	13 4	9 2	7 7	8	7 4	7 1	11 6	9 2	25 11	9						
REITERBERGER Markus	2											2							
3 Kawasaki Racing Team WorldSBK		315 [-274]																	
LOWES Alex	235	13 12	25 5	10 5	10 7	11 7	11 13	20 5	16 7	7	11 7	16 9	13						
BASSANI Axel	80	4 5	5 6	6	7	5 4	9 7	4 6		8 1	5 5	11							
4 Pata Prometeon Yamaha		260 [-329]																	
LOCATELLI Andrea	174	20 9	11 2	3 2	4 4	11 6	13 11	10 3	9 9	16 16	5 5	8 7	4						
REA Jonathan	86		8	10 5	10 5	6 2	11 7	8 7	6 2	10 2	1 10								
5 Barni Spark Racing Team		240 [-349]																	
PETRUCCI Danilo	215	8 16	9 3	11 3		7 1	10 1	9 1	10 6	20 6	16 9	11 7	16 20	25					
SPINELLI Nicholas	25				25														
6 GYTR GRT Yamaha WorldSBK Team		227 [-362]																	
GARDNER Remy	139	4 4	1 1	9 1	13 6	16 6	10 8	6 5	11 5	13 5	6 4	10 1	6						
AEGERTER Dominique	79	10 3	6 3	8 7	3 9	9	8 7	3	7 2	6 2									
DELBIANCO Alessandro	9											6 3							
7 Bonovo Action BMW		181 [-408]																	
GERLOFF Garrett	103	7 8	4 6	6	4 4	4 4	2 3	8 4	13 8	4 4	16 4	8							
REDDING Scott	78	5	5	8	1 4	13 6	1 3	2	13 6	8 6	3								
8 Team HRC		148 [-441]																	
VIERGE Xavi	79	6 3	2 2	2 2	6 6		1	2 5	3 3	7 3	9 5	9 10							
LECUONA Iker	69		3		6 3	7 3	3 2	6	4 3	3	10 3	6 13							
9 Team GoEleven		144 [-445]																	
IANNONE Andrea	144	16 13	13 9		13 5	9 5	5	16 3	8 3	13 1	11 4								
10 Team Motocorsa Racing		53 [-536]																	
RINALDI Michael Ruben	53	2 1	10 1	5	3	2	1	5 9		7 1	7								
11 ELF Marc VDS Racing Team		40 [-549]																	

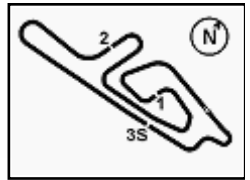
21/09/2024

These data/results cannot be reproduced, stored and/or transmitted in whole or in part by any manner of electronic, mechanical, photocopying, recording, broadcasting or otherwise now known or herein after developed without the previous express consent by the copyright owner, except for reproduction in daily press and regular printed publications on sale to the public within 60 days of the event related to those data/results and always provided that copyright symbol appears together as follows below.

© DORNA WSBK ORGANIZATION Srl 2024

FICR PERUGIA TIMING





		February 25 PHILIP ISLAND	March 24 BARCELONA	April 21 ASSEN	June 16 MISANO	July 14 DONINGTON PARK	July 21 MOST	August 11 PORTIMAO	September 8 MAGNY-COURS	September 22 CREMONA CIRCUIT	September 29 ARAGON	October 13 ESTORIL	October 20 JEREZ		
LOWES Sam	40	3 2	9	4	10 3	3	2	4							
12 Kawasaki Puccetti Racing		10 [-579]													
RABAT Tito	10		1	1	2		2	2	2						
13 Yamaha Motoxrcing WorldSBK Team		9 [-580]													
RAY Bradley	8		1		1			1		5					
DELBIANCO Alessandro	1									1					
14 PETRONAS MIE Racing Honda		7 [-582]													
MACKENZIE Tarran	7			2	5										
15 GMT94 Yamaha		5 [-584]													
OETTL Philipp	5		2		2	1									

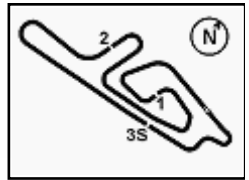
21/09/2024

These data/results cannot be reproduced, stored and/or transmitted in whole or in part by any manner of electronic, mechanical, photocopying, recording, broadcasting or otherwise now known or herein after developed without the previous express consent by the copyright owner, except for reproduction in daily press and regular printed publications on sale to the public within 60 days of the event related to those data/results and always provided that copyright symbol appears together as follows below.

© DORNA WSBK ORGANIZATION Srl 2024

FICR PERUGIA TIMING





Acerbis Italian Round, 20-22 September 2024
Teams Standings

February 25 PHILLIP ISLAND	March 24 BARCELONA	April 21 ASSEN	June 16 MISANO	July 14 DONINGTON PARK	July 21 MOST	August 11 PORTIMAO	September 8 MAGNY-COURS	September 22 CREMONA CIRCUIT	September 29 ARAGON	October 13 ESTORIL	October 20 JEREZ
--------------------------------------	------------------------------	--------------------------	--------------------------	----------------------------------	------------------------	------------------------------	-----------------------------------	--	-------------------------------	------------------------------	----------------------------

Referent Teams																						
1 Aruba.it Racing - Ducati 589																						
BULEGA Nicolo	330	25 5	11 20	20 6	20 8	5 9	8 20	20 9	13 9	20 9	10 9	20 5	9 12	20								
BAUTISTA Alvaro	259	1 6	20 25	16 7	25 20	16 12	20 12	16 16	16 4	11 4	13	20 4	20	16								
PIRRO Michele																						
2 ROKIT BMW Motorrad WorldSBK Team 535 [-54]																						
RAZGATLIOGLU Toprak	365	11 7	25 12	16 12	20 25	25 1	25 12	25 12	25 12	25 12	25 12	25 12										
VAN DER MARK Michael	168	9 7	7 4	13 4	9 2	7 7	8	7 4	7 4	11 1	10 6	9 6	25 2	11 9	9							
REITERBERGER Markus	2												2									
3 Kawasaki Racing Team WorldSBK 315 [-274]																						
LOWES Alex	235	13 12	25 5	10 10	11 7	11 7	13 7	20 5	16 5	7 7	11 7	16 7	13 9									
BASSANI Axel	80	4 5	6	6	7	5 4	9 4	4 6	6		8 1	5 5	11									
4 Pata Prometeon Yamaha 260 [-329]																						
LOCATELLI Andrea	174	20 9	11 2	3 3	4 4	11 11	13 6	11 3	9 9	16 16	9 4	5 5	8 7	4								
REA Jonathan	86		8	10 5	10 5	6 2	11 7	8 7	6 2	10 2	1 10											
5 GYTR GRT Yamaha WorldSBK Team 227 [-362]																						
GARDNER Remy	139	4 4	1 1	9 1	13 6	16 6	10 8	6 5	11 5	13 5	6 4	10 1	6									
AEGERTER Dominique	79	10 3	6 3	8 7	3 9			8 7	3		7 2	6 2										
DELBIANCO Alessandro	9											6 3										
6 Bonovo Action BMW 181 [-408]																						
GERLOFF Garrett	103	7 8	4 6	4 6	4 4	4 4	2 3	8 4	13 8	4 4	16 4	8										
REDDING Scott	78	5	5	8	1 4	13 6	1 3	2	13 6	8 6	3											
7 Team HRC 148 [-441]																						
VIERGE Xavi	79	6 3	2 2	2 2	6 6			1	2 5	3 3	7 3	9 5	9 10									
LECUONA Iker	69		3			6 3	7 3	2	6	4 3	3	10 3	6 13									

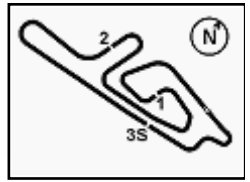
21/09/2024

These data/results cannot be reproduced, stored and/or transmitted in whole or in part by any manner of electronic, mechanical, photocopying, recording, broadcasting or otherwise now known or herein after developed without the previous express consent by the copyright owner, except for reproduction in daily press and regular printed publications on sale to the public within 60 days of the event related to those data/results and always provided that copyright symbol appears together as follows below.

© DORNA WSBK ORGANIZATION Srl 2024

FICR PERUGIA TIMING





	February 25 PHILLIP ISLAND	March 24 BARCELONA	April 21 ASSEN	June 16 MISANO	July 14 DONINGTON PARK	July 21 MOST	August 11 PORTIMAO	September 8 MAGNY-COURS	September 22 CREMONA CIRCUIT	September 29 ARAGON	October 13 ESTORIL	October 20 JEREZ	
--	-------------------------------	-----------------------	-------------------	-------------------	---------------------------	-----------------	-----------------------	----------------------------	---------------------------------	------------------------	-----------------------	---------------------	--

Independent Teams													
1 Barni Spark Racing Team 240													
PETRUCCI Danilo	215	8 16	9 11		7 10	9 10	20 6	16 11	16 20	25			
SPINELLI Nicholas	25			25									
2 Team GoEleven 144 [-96]													
IANNONE Andrea	144	16 13	13 9		13 5	5	16 8	13 1	11 4				
3 Team Motocorsa Racing 53 [-187]													
RINALDI Michael Ruben	53	2 10	5		3 2	1	5 9		7 1	7			
4 ELF Marc VDS Racing Team 40 [-200]													
LOWES Sam	40	3 9	4		10 3	2	4						
5 Kawasaki Puccetti Racing 10 [-230]													
RABAT Tito	10		1		1 2		2 2		2				
6 Yamaha Motoxrcing WorldSBK Team 9 [-231]													
RAY Bradley	8		1		1		1			5			
DELBIANCO Alessandro	1									1			
7 PETRONAS MIE Racing Honda 7 [-233]													
MACKENZIE Tarran	7				2 5								
8 GMT94 Yamaha 5 [-235]													
OETTL Philipp	5		2		2 1								

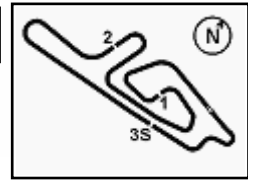
21/09/2024

These data/results cannot be reproduced, stored and/or transmitted in whole or in part by any manner of electronic, mechanical, photocopying, recording, broadcasting or otherwise now known or herein after developed without the previous express consent by the copyright owner, except for reproduction in daily press and regular printed publications on sale to the public within 60 days of the event related to those data/results and always provided that copyright symbol appears together as follows below.

© DORNA WSBK ORGANIZATION Srl 2024

FICR PERUGIA TIMING

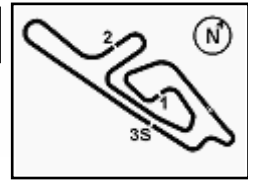




Acerbis Italian Round, 20-22 September 2024
Pirelli Best Lap Award

	Points	Points From First	Points From Previous	February 25 PHILLIP ISLAND	March 24 BARCELONA	April 21 ASSEN	June 16 MISANO	July 14 DONINGTON PARK	July 21 MIST	August 11 PORTIMAO	September 8 MAGNY-COURS	September 22 CREMONA CIRCUIT	September 29 ARAGON	October 13 ESTORIL	October 20 JEREZ			
1 BULEGA Nicolo (ITA)	5			1 1	1		1				1							
2 RAZGATLIOGLU Toprak (TUR)	5	0				1	1	1 1	1									
3 BAUTISTA Alvaro (ESP)	2	3	3							1 1								
4 IANNONE Andrea (ITA)	1	4	1									1						
5 LOCATELLI Andrea (ITA)	1	4	0								1							
6 VAN DER MARK Michael (NED)	1	4	0						1									
7 GARDNER Remy (AUS)	1	4	0			1												
8 LOWES Sam (GBR)	1	4	0		1													

21/09/2024 First Line: Race 1 & 2 - Second Line: Tissot Superpole Race
These data/results cannot be reproduced, stored and/or transmitted in whole or in part by any manner of electronic, mechanical, photocopying, recording, broadcasting or otherwise now known or herein after developed without the previous express consent by the copyright owner, except for reproduction in daily press and regular printed publications on sale to the public within 60 days of the event related to those data/results and always provided that copyright symbol appears together as follows below.
© DORNA WSBK ORGANIZATION Srl 2024



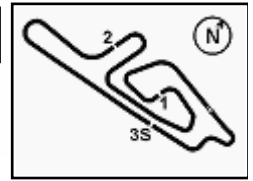
Acerbis Italian Round, 20-22 September 2024

Best Finish Award Race 1

	Points	Points From First	Points From Previous	February 25 PHILLIP ISLAND	March 24 BARCELONA	April 21 ASSEN	June 16 MISANO	July 14 DONINGTON PARK	July 21 MOST	August 11 PORTIMAO	September 8 MAGNY-COURS	September 22 CREMONA CIRCUIT	September 29 ARAGON	October 13 ESTORIL	October 20 JEREZ
1 BAUTISTA Alvaro (ESP)	71			<u>11</u> 3 1	<u>2</u> 3	<u>4</u> 3	<u>2</u> 3	<u>8</u> 3 5	<u>6</u> 4	<u>4</u> 2	<u>15</u> 2	<u>10</u> 3			
2 LECUONA Iker (ESP)	59	12		<u>4</u> 13			<u>4</u> 10	<u>5</u> 13 14	<u>6</u> 10	<u>11</u> 12 13	<u>12</u> 6	<u>4</u> 4			
3 VAN DER MARK Michael (NED)	53	18	6	<u>9</u> 7	<u>2</u> 4	<u>6</u> 7	<u>2</u> 9	<u>8</u> 8	<u>7</u> 9	<u>4</u> 5	<u>4</u> 1	<u>3</u> 5	<u>8</u> 7		
4 PETRUCCI Danilo (ITA)	45	26	8	<u>4</u> 8	<u>4</u> 3	<u>2</u> 7	<u>3</u> 9	<u>3</u> 6	<u>6</u> 7	<u>3</u> 2	<u>4</u> 2	<u>7</u> 3	<u>1</u> 2	<u>5</u> 1	
5 BASSANI Axel (ITA)	38	33	7	<u>3</u> 12	<u>5</u> 10	<u>7</u> 9		<u>4</u> 12	<u>6</u> 10	<u>2</u> 16	<u>4</u> 8		<u>7</u> 5		
6 GARDNER Remy (AUS)	36	35	2	<u>8</u> 12	<u>3</u> 7	<u>2</u> 4	<u>1</u> 3	<u>2</u> 8	<u>1</u> 11	<u>1</u> 4	<u>4</u> 10	<u>3</u> 12	<u>8</u> 6	<u>3</u> 10	
7 REDDING Scott (GBR)	33	38	3	<u>9</u> 11	<u>1</u> 11	<u>7</u> 8	<u>5</u> 15	<u>8</u> 12			<u>2</u> 14		<u>1</u> 13		
8 GERLOFF Garrett (USA)	33	38	0	<u>5</u> 9	<u>1</u> 12	<u>4</u> 10	<u>1</u> 16	<u>5</u> 12	<u>1</u> 12		<u>5</u> 4	<u>4</u> 8	<u>3</u> 3	<u>3</u> 8	
9 OETTL Philipp (GER)	32	39	1	<u>2</u> 16	<u>4</u> 16	<u>4</u> 14	<u>5</u> 17	<u>7</u> 15	<u>3</u> 18	<u>1</u> 20	<u>2</u> 18		<u>4</u> 16		
10 RAY Bradley (GBR)	32	39	0	<u>1</u> 15	<u>3</u> 18	<u>5</u> 15	<u>3</u> 17	<u>5</u> 18	<u>6</u> 17	<u>1</u> 16	<u>2</u> 19	<u>5</u> 15	<u>1</u> 17		
11 IANNONE Andrea (ITA)	31	40	1			<u>7</u> 4		<u>8</u> 11			<u>5</u> 4	<u>9</u> 5	<u>2</u> 12		
12 RINALDI Michael Ruben (ITA)	30	41	1		<u>5</u> 11		<u>4</u> 14	<u>2</u> 16		<u>5</u> 7	<u>1</u> 16	<u>1</u> 16	<u>5</u> 9	<u>7</u> 9	
13 AEGERTER Dominique (SUI)	28	43	2	<u>3</u> 10	<u>2</u> 9	<u>6</u> 13	<u>11</u> 7		<u>1</u> 9	<u>4</u> 13	<u>1</u> 9				
14 RABAT Tito (ESP)	27	44	1	<u>2</u> 18	<u>1</u> 16	<u>2</u> 15	<u>7</u> 15	<u>3</u> 17	<u>1</u> 19	<u>2</u> 17	<u>4</u> 14		<u>5</u> 14		
15 NORRODIN Adam (MAS)	23	48	4	<u>2</u> 20	<u>3</u> 20	<u>5</u> 18	<u>4</u> 17	<u>1</u> 20	<u>4</u> 20	<u>3</u> 20		<u>1</u> 20			
16 VIERGE Xavi (ESP)	22	49	1	<u>2</u> 10	<u>4</u> 14	<u>5</u> 14	<u>2</u> 10	<u>3</u> 10	<u>1</u> 16		<u>4</u> 11		<u>1</u> 6		
17 REA Jonathan (GBR)	20	51	2		<u>5</u> 8			<u>3</u> 5	<u>5</u> 10	<u>2</u> 6	<u>5</u> 6				
18 DELBIANCO Alessandro (ITA)	18	53	2									<u>7</u> 10	<u>4</u> 13	<u>7</u> 15	
19 MACKENZIE Tarran (GBR)	18	53	0	<u>2</u> 19	<u>6</u> 16	<u>5</u> 17	<u>3</u> 11	<u>2</u> 19							
20 LOCATELLI Andrea (ITA)	18	53	0	<u>4</u> 2	<u>4</u> 5	<u>1</u> 5	<u>2</u> 4	<u>1</u> 6	<u>1</u> 7	<u>3</u> 3		<u>1</u> 8	<u>1</u> 9		
21 LOWES Alex (GBR)	14	57	4	<u>4</u> 1	<u>1</u> 6			<u>7</u> 2	<u>2</u> 3						
22 REITERBERGER Markus (GER)	11	60	3									<u>11</u> 14			
23 SPINELLI Nicholas (ITA)	10	61	1			<u>10</u> 1									
24 RAZGATLIOGLU Toprak (TUR)	10	61	0	<u>1</u> 5		<u>1</u> 2	<u>8</u> 1								

21/09/2024 First Line: Championship Standings - Second Line: Race Position - Underline: Best Finisher
 These data/results cannot be reproduced, stored and/or transmitted in whole or in part by any manner of electronic, mechanical, photocopying, recording, broadcasting or otherwise now known or herein after developed without the previous express consent by the copyright owner, except for reproduction in daily press and regular printed publications on sale to the public within 60 days of the event related to those data/results and always provided that copyright symbol appears together as follows below.
 © DORNA WSBK ORGANIZATION Srl 2024





	Points	Points From First	Points From Previous	February 25 PHILLIP ISLAND	March 24 BARCELONA	April 21 ASSEN	June 16 MISANO	July 14 DONINGTON PARK	July 21 MOST	August 11 PORTIMAO	September 8 MAGNY-COURS	September 22 CREMONA CIRCUIT	September 29 ARAGON	October 13 ESTORIL	October 20 JEREZ			
25 BULEGA Nicolo (ITA)	10	61	0	<u>5</u> 5	<u>2</u> 2					<u>3</u> 2								
26 LOPES Ivo (POR)	10	61	0							<u>3</u> 19	<u>1</u> 20	<u>1</u> 19	<u>5</u> 19					
27 PIRRO Michele (ITA)	6	65	4				<u>6</u> 13											
28 GILLIM Hayden (USA)	6	65	0					<u>2</u> 21	<u>4</u> 18									
29 MERCADO Leandro (ARG)	6	65	0					<u>2</u> 20	<u>4</u> 17									
30 BRIDEWELL Thomas (GBR)	5	66	1									<u>5</u> 18						
31 FRITZ Marvin (GER)	2	69	3									<u>2</u> 17						
32 SYHRIN Hafizh (MAS)	1	70	1							<u>1</u> 18								

21/09/2024 First Line: Championship Standings - Second Line: Race Position - Underline: Best Finisher
These data/results cannot be reproduced, stored and/or transmitted in whole or in part by any manner of electronic, mechanical, photocopying, recording, broadcasting or otherwise now known or herein after developed without the previous express consent by the copyright owner, except for reproduction in daily press and regular printed publications on sale to the public within 60 days of the event related to those data/results and always provided that copyright symbol appears together as follows below.
© DORNA WSBK ORGANIZATION Srl 2024



Acerbis Italian Round, 20-22 September 2024

Best Sectors & Speed Race 1

RESULTS			LL	Int.	
1	9	D. PETRUCCI	Ducati Panigale V4R	17	13
2	11	N. BULEGA	Ducati Panigale V4R	17	13
3	1	A. BAUTISTA	Ducati Panigale V4R	17	13
4	7	I. LECUONA	Honda CBR1000 RR-R	17	13
5	47	A. BASSANI	Kawasaki ZX-10RR	17	13
6	97	X. VIERGE	Honda CBR1000 RR-R	17	13
7	60	M. VAN DER MARK	BMW M 1000 RR	17	12.1
8	31	G. GERLOFF	BMW M 1000 RR	17	12.1
9	21	M. RINALDI	Ducati Panigale V4R	17	12
10	87	R. GARDNER	Yamaha YZF R1	17	12
11	28	B. RAY	Yamaha YZF R1	17	12
12	55	A. LOCATELLI	Yamaha YZF R1	17	12
13	45	S. REDDING	BMW M 1000 RR	17	12
14	37	M. REITERBERGER	BMW M 1000 RR	17	12
15	52	A. DELBIANCO	Yamaha YZF R1	17	12
16	5	P. OETTL	Yamaha YZF R1	17	11.1
17	17	M. FRITZ	Yamaha YZF R1	17	11.1
18	46	T. BRIDEWELL	Honda CBR1000 RR-R	17	11.1
19	75	I. LOPES	Honda CBR1000 RR-R	17	11.1
20	22	A. LOWES	Kawasaki ZX-10RR	16	12
RET	95	T. MACKENZIE	Honda CBR1000 RR-R	16	
RET	59	N. CANEPA	Yamaha YZF R1	13	
RET	29	A. IANNONE	Ducati Panigale V4R	8	
RET	14	S. LOWES	Ducati Panigale V4R	5	
RET	53	T. RABAT	Kawasaki ZX-10RR		

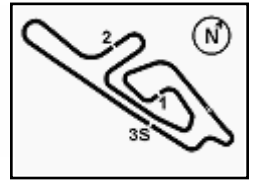
SPEED				
1	31	G. GERLOFF	BMW M 1000 RR	307,7
2	29	A. IANNONE	Ducati Panigale V4R	305,9
3	1	A. BAUTISTA	Ducati Panigale V4R	305,9
4	11	N. BULEGA	Ducati Panigale V4R	305,1
5	47	A. BASSANI	Kawasaki ZX-10RR	305,1
6	97	X. VIERGE	Honda CBR1000 RR-R	305,1
7	9	D. PETRUCCI	Ducati Panigale V4R	304,2
8	37	M. REITERBERGER	BMW M 1000 RR	304,2
9	7	I. LECUONA	Honda CBR1000 RR-R	304,2
10	21	M. RINALDI	Ducati Panigale V4R	302,5
11	22	A. LOWES	Kawasaki ZX-10RR	301,7
12	60	M. VAN DER MARK	BMW M 1000 RR	301,7
13	87	R. GARDNER	Yamaha YZF R1	301,7
14	95	T. MACKENZIE	Honda CBR1000 RR-R	300,8
15	55	A. LOCATELLI	Yamaha YZF R1	300,8
16	28	B. RAY	Yamaha YZF R1	300,0
17	45	S. REDDING	BMW M 1000 RR	300,0
18	5	P. OETTL	Yamaha YZF R1	298,3
19	75	I. LOPES	Honda CBR1000 RR-R	297,5
20	17	M. FRITZ	Yamaha YZF R1	296,7
21	52	A. DELBIANCO	Yamaha YZF R1	296,7
22	46	T. BRIDEWELL	Honda CBR1000 RR-R	295,9
23	14	S. LOWES	Ducati Panigale V4R	292,7
24	59	N. CANEPA	Yamaha YZF R1	291,9

SEG. 1			SEG. 2			SEG. 3			SEG. 4						
1	9	D. PETRUCCI	16.671	1	11	N. BULEGA	32.122	1	9	D. PETRUCCI	23.426	1	9	D. PETRUCCI	16.870
2	22	A. LOWES	16.716	2	29	A. IANNONE	32.159	2	1	A. BAUTISTA	23.457	2	55	A. LOCATELLI	16.885
3	55	A. LOCATELLI	16.741	3	22	A. LOWES	32.207	3	11	N. BULEGA	23.465	3	29	A. IANNONE	16.915
4	29	A. IANNONE	16.780	4	9	D. PETRUCCI	32.244	4	22	A. LOWES	23.485	4	7	I. LECUONA	16.993
5	97	X. VIERGE	16.820	5	28	B. RAY	32.336	5	29	A. IANNONE	23.521	5	11	N. BULEGA	16.998
6	28	B. RAY	16.820	6	97	X. VIERGE	32.337	6	97	X. VIERGE	23.571	6	1	A. BAUTISTA	17.000
7	14	S. LOWES	16.831	7	47	A. BASSANI	32.372	7	47	A. BASSANI	23.571	7	87	R. GARDNER	17.020
8	7	I. LECUONA	16.868	8	60	M. VAN DER MARK	32.394	8	31	G. GERLOFF	23.580	8	97	X. VIERGE	17.040
9	31	G. GERLOFF	16.872	9	7	I. LECUONA	32.396	9	60	M. VAN DER MARK	23.618	9	28	B. RAY	17.057
10	47	A. BASSANI	16.876	10	1	A. BAUTISTA	32.439	10	21	M. RINALDI	23.622	10	60	M. VAN DER MARK	17.072
11	11	N. BULEGA	16.884	11	14	S. LOWES	32.477	11	14	S. LOWES	23.622	11	37	M. REITERBERGER	17.072
12	60	M. VAN DER MARK	16.907	12	87	R. GARDNER	32.513	12	7	I. LECUONA	23.662	12	47	A. BASSANI	17.078
13	1	A. BAUTISTA	16.958	13	55	A. LOCATELLI	32.517	13	28	B. RAY	23.775	13	22	A. LOWES	17.087
14	87	R. GARDNER	16.975	14	31	G. GERLOFF	32.622	14	55	A. LOCATELLI	23.803	14	45	S. REDDING	17.093
15	21	M. RINALDI	16.978	15	21	M. RINALDI	32.628	15	37	M. REITERBERGER	23.810	15	31	G. GERLOFF	17.113
16	37	M. REITERBERGER	16.985	16	37	M. REITERBERGER	32.775	16	87	R. GARDNER	23.816	16	14	S. LOWES	17.174
17	45	S. REDDING	17.018	17	59	N. CANEPA	32.797	17	45	S. REDDING	23.834	17	52	A. DELBIANCO	17.183
18	17	M. FRITZ	17.060	18	45	S. REDDING	32.803	18	95	T. MACKENZIE	23.908	18	21	M. RINALDI	17.195
19	52	A. DELBIANCO	17.107	19	52	A. DELBIANCO	32.833	19	59	N. CANEPA	23.919	19	5	P. OETTL	17.236
20	59	N. CANEPA	17.131	20	5	P. OETTL	32.871	20	5	P. OETTL	24.009	20	59	N. CANEPA	17.281
21	95	T. MACKENZIE	17.173	21	46	T. BRIDEWELL	32.889	21	52	A. DELBIANCO	24.038	21	17	M. FRITZ	17.297
22	75	I. LOPES	17.201	22	95	T. MACKENZIE	32.915	22	46	T. BRIDEWELL	24.114	22	46	T. BRIDEWELL	17.311
23	46	T. BRIDEWELL	17.203	23	17	M. FRITZ	33.025	23	17	M. FRITZ	24.161	23	95	T. MACKENZIE	17.323
24	5	P. OETTL	17.220	24	75	I. LOPES	33.068	24	75	I. LOPES	24.276	24	75	I. LOPES	17.442
25	53	T. RABAT	20.447	25	53	T. RABAT	33.204								

21/09/2024

These data/results cannot be reproduced, stored and/or transmitted in whole or in part by any manner of electronic, mechanical, photocopying, recording, broadcasting or otherwise now known or herein after developed without the previous express consent by the copyright owner, except for reproduction in daily press and regular printed publications on sale to the public within 60 days of the event related to those data/results and always provided that copyright symbol appears together as follows below.

© DORNA WSBK ORGANIZATION Srl 2024



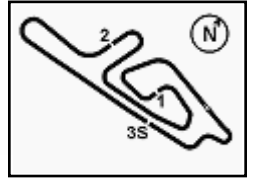
Acerbis Italian Round, 20-22 September 2024
Lap Chart Race 1

		Lap																
	1	2	3	4	5	6	7	8	9	10	11	12	13	14	15	16	17	
1	11	11	29	29	9	9	9	9	9	9	9	9	9	9	9	9	9	
2	29	29	11	9	29	29	29	29	11	11	11	11	11	11	11	11	11	
3	55	9	9	11	11	11	11	11	22	22	55	7	7	7	7	1	1	
4	9	55	22	22	22	22	22	22	55	55	7	55	55	1	1	7	7	
5	22	22	55	55	55	55	55	55	97	7	97	97	1	55	55	97	97	
6	97	97	97	97	97	97	97	97	7	97	47	47	97	97	97	55	47	
7	28	28	7	7	7	7	7	7	47	47	1	1	47	47	47	47	60	
8	7	7	28	28	47	47	47	47	60	60	60	60	60	60	60	60	31	
9	47	47	47	47	28	60	60	60	1	1	31	31	31	31	31	31	21	
10	60	60	60	60	1	1	1	31	31	21	21	21	21	21	21	21	87	
11	14	14	14	14	14	28	28	31	21	21	28	28	28	28	28	87	28	
12	31	31	31	1	1	31	31	28	28	28	87	87	87	87	87	28	55	
13	1	1	1	31	31	21	21	21	87	87	45	45	45	45	45	45	45	
14	21	21	21	21	21	87	87	87	59	59	59	59	52	52	37	37	37	
15	45	45	87	87	87	59	59	59	45	45	52	52	37	37	52	52	52	
16	87	87	45	45	59	45	45	45	52	52	37	37	5	5	5	5	5	
17	59	59	59	59	45	17	17	52	37	37	5	5	17	17	17	17	17	
18	17	17	95	95	17	52	52	17	17	5	17	17	46	46	46	46	46	
19	95	95	17	17	95	5	5	37	5	17	46	46	75	75	75	75	75	
20	46	46	46	5	5	37	37	5	46	46	75	75	95	95	95	95		
21	37	5	5	46	52	95	95	75	75	75	22	22	22	22	22	22		
22	52	52	52	52	37	75	75	46	95	95	95	95	59					
23	5	37	37	37	46	46	46	95										
24	75	75	75	75	75													

21/09/2024

These data/results cannot be reproduced, stored and/or transmitted in whole or in part by any manner of electronic, mechanical, photocopying, recording, broadcasting or otherwise now known or herein after developed without the previous express consent by the copyright owner, except for reproduction in daily press and regular printed publications on sale to the public within 60 days of the event related to those data/results and always provided that copyright symbol appears together as follows below.

© DORNA WSBK ORGANIZATION Srl 2024



Cremona Circuit 3.768 m

Acerbis Italian Round, 20-22 September 2024

Lap Chart Race 1

2 / 4

Lap 1		
1	11 N.Bulega	1'32.403
2	29 A.Iannone	0.525
3	55 A.Locatelli	0.855
4	9 D.Petrucci	1.122
5	22 A.Lowes	1.437
6	97 X.Vierge	1.735
7	28 B.Ray	1.886
8	7 I.Lecuona	2.115
9	47 A.Bassani	2.443
10	60 M.van der Mark	2.899
11	14 S.Lowes	3.093
12	31 G.Gerloff	3.468
13	1 A.Bautista	3.546
14	21 M.Rinaldi	3.840
15	45 S.Redding	4.101
16	87 R.Gardner	4.418
17	59 N.Canepa	4.608
18	17 M.Fritz	5.445
19	95 T.Mackenzie	5.719
20	46 T.Bridewell	5.922
21	37 M.Reiterberger	6.125
22	52 A.Delbianco	6.301
23	5 P.Oettl	6.727
24	75 I.Lopes	7.106

21	5 P.Oettl	9.783
22	52 A.Delbianco	10.170
23	37 M.Reiterberger	11.955
24	75 I.Lopes	11.957

Lap 4		
1	29 A.Iannone	6'02.666
2	9 D.Petrucci	0.179
3	11 N.Bulega	0.583
4	22 A.Lowes	0.854
5	55 A.Locatelli	1.537
6	97 X.Vierge	2.062
7	7 I.Lecuona	2.447
8	28 B.Ray	2.806
9	47 A.Bassani	3.052
10	60 M.van der Mark	3.334
11	14 S.Lowes	3.753
12	1 A.Bautista	4.930
13	31 G.Gerloff	5.232
14	21 M.Rinaldi	6.046
15	87 R.Gardner	6.367
16	45 S.Redding	8.099
17	59 N.Canepa	8.508
18	95 T.Mackenzie	10.493
19	17 M.Fritz	11.103
20	5 P.Oettl	11.353
21	46 T.Bridewell	11.596
22	52 A.Delbianco	11.742
23	37 M.Reiterberger	13.506
24	75 I.Lopes	14.091

Lap 2		
1	11 N.Bulega	3'02.011
2	29 A.Iannone	0.314
3	9 D.Petrucci	1.188
4	55 A.Locatelli	1.493
5	22 A.Lowes	1.722
6	97 X.Vierge	2.195
7	28 B.Ray	2.410
8	7 I.Lecuona	2.650
9	47 A.Bassani	2.976
10	60 M.van der Mark	3.389
11	14 S.Lowes	3.845
12	31 G.Gerloff	4.234
13	1 A.Bautista	4.520
14	21 M.Rinaldi	5.120
15	45 S.Redding	5.361
16	87 R.Gardner	5.725
17	59 N.Canepa	6.227
18	17 M.Fritz	7.584
19	95 T.Mackenzie	7.754
20	46 T.Bridewell	8.065
21	5 P.Oettl	8.759
22	52 A.Delbianco	8.950
23	37 M.Reiterberger	9.543
24	75 I.Lopes	10.025

Lap 5		
1	9 D.Petrucci	7'32.877
2	29 A.Iannone	0.438
3	11 N.Bulega	0.878
4	22 A.Lowes	1.079
5	55 A.Locatelli	1.917
6	97 X.Vierge	2.287
7	7 I.Lecuona	2.933
8	47 A.Bassani	3.496
9	28 B.Ray	3.678
10	60 M.van der Mark	3.888
11	14 S.Lowes	4.217
12	1 A.Bautista	4.994
13	31 G.Gerloff	5.624
14	21 M.Rinaldi	6.667
15	87 R.Gardner	7.171
16	59 N.Canepa	10.042
17	45 S.Redding	10.828
18	17 M.Fritz	12.662
19	95 T.Mackenzie	13.175
20	5 P.Oettl	13.214
21	52 A.Delbianco	13.524
22	37 M.Reiterberger	14.405
23	46 T.Bridewell	15.394
24	75 I.Lopes	16.309

Lap 3		
1	29 A.Iannone	4'32.406
2	11 N.Bulega	0.217
3	9 D.Petrucci	0.387
4	22 A.Lowes	0.997
5	55 A.Locatelli	1.354
6	97 X.Vierge	1.987
7	7 I.Lecuona	2.385
8	28 B.Ray	2.689
9	47 A.Bassani	2.938
10	60 M.van der Mark	3.202
11	14 S.Lowes	3.680
12	31 G.Gerloff	4.630
13	1 A.Bautista	4.665
14	21 M.Rinaldi	5.424
15	87 R.Gardner	6.024
16	45 S.Redding	6.613
17	59 N.Canepa	7.259
18	95 T.Mackenzie	8.908
19	17 M.Fritz	9.279
20	46 T.Bridewell	9.459

Lap 6		
1	9 D.Petrucci	9'03.162
2	29 A.Iannone	0.426
3	11 N.Bulega	0.827
4	22 A.Lowes	1.185
5	55 A.Locatelli	2.136
6	97 X.Vierge	2.728
7	7 I.Lecuona	3.096
8	47 A.Bassani	3.760
9	60 M.van der Mark	4.302
10	1 A.Bautista	5.592
11	28 B.Ray	5.887
12	31 G.Gerloff	6.335
13	21 M.Rinaldi	7.099
14	87 R.Gardner	7.685
15	59 N.Canepa	11.565

16	45 S.Redding	12.210
17	17 M.Fritz	14.354
18	52 A.Delbianco	14.931
19	5 P.Oettl	15.183
20	37 M.Reiterberger	15.601
21	95 T.Mackenzie	15.811
22	75 I.Lopes	18.323
23	46 T.Bridewell	19.003

Lap 7		
1	9 D.Petrucci	10'33.361
2	29 A.Iannone	0.360
3	11 N.Bulega	0.924
4	22 A.Lowes	1.224
5	55 A.Locatelli	2.624
6	97 X.Vierge	3.160
7	7 I.Lecuona	3.372
8	47 A.Bassani	3.879
9	60 M.van der Mark	4.692
10	1 A.Bautista	5.695
11	28 B.Ray	6.663
12	31 G.Gerloff	6.823
13	21 M.Rinaldi	7.651
14	87 R.Gardner	8.283
15	59 N.Canepa	13.126
16	45 S.Redding	13.680
17	17 M.Fritz	16.304
18	52 A.Delbianco	16.413
19	5 P.Oettl	16.777
20	37 M.Reiterberger	17.120
21	95 T.Mackenzie	18.871
22	75 I.Lopes	20.504
23	46 T.Bridewell	20.872

Lap 8		
1	9 D.Petrucci	12'03.609
2	29 A.Iannone	0.316
3	11 N.Bulega	0.804
4	22 A.Lowes	1.267
5	55 A.Locatelli	2.916
6	97 X.Vierge	3.508
7	7 I.Lecuona	3.616
8	47 A.Bassani	4.315
9	60 M.van der Mark	5.151
10	1 A.Bautista	5.784
11	31 G.Gerloff	7.494
12	28 B.Ray	7.678
13	21 M.Rinaldi	8.278
14	87 R.Gardner	9.059
15	59 N.Canepa	14.551
16	45 S.Redding	15.358
17	52 A.Delbianco	18.026
18	17 M.Fritz	18.498
19	37 M.Reiterberger	18.635
20	5 P.Oettl	18.801
21	75 I.Lopes	23.029
22	46 T.Bridewell	23.139
23	95 T.Mackenzie	33.166

Lap 9		
1	9 D.Petrucci	13'33.711
2	11 N.Bulega	0.691
3	22 A.Lowes	1.503
4	55 A.Locatelli	3.499
5	97 X.Vierge	4.006
6	7 I.Lecuona	4.242
7	47 A.Bassani	4.883
8	60 M.van der Mark	5.651
9	1 A.Bautista	5.925
10	31 G.Gerloff	7.970
11	21 M.Rinaldi	9.118
12	28 B.Ray	9.620
13	87 R.Gardner	10.010

Lap 10		
1	9 D.Petrucci	15'03.977
2	11 N.Bulega	0.623
3	22 A.Lowes	1.492
4	55 A.Locatelli	4.246
5	7 I.Lecuona	4.712
6	97 X.Vierge	5.017
7	47 A.Bassani	5.381
8	60 M.van der Mark	6.379
9	1 A.Bautista	6.457
10	31 G.Gerloff	8.460
11	21 M.Rinaldi	9.654
12	28 B.Ray	10.580
13	87 R.Gardner	11.048
14	59 N.Canepa	18.145
15	45 S.Redding	18.465
16	52 A.Delbianco	20.688
17	37 M.Reiterberger	21.310
18	5 P.Oettl	22.572
19	17 M.Fritz	22.909
20	46 T.Bridewell	27.812
21	75 I.Lopes	28.404
22	95 T.Mackenzie	38.872

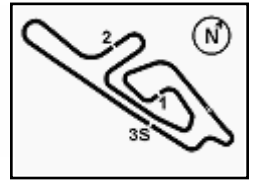
Lap 11		
1	9 D.Petrucci	16'34.426
2	11 N.Bulega	0.468
3	55 A.Locatelli	4.702
4	7 I.Lecuona	5.190
5	97 X.Vierge	5.634
6	47 A.Bassani	5.853
7	1 A.Bautista	6.613
8	60 M.van der Mark	7.049
9	31 G.Gerloff	9.216
10	21 M.Rinaldi	10.180
11	28 B.Ray	11.537
12	87 R.Gardner	11.855
13	45 S.Redding	19.636
14	59 N.Canepa	19.997
15	52 A.Delbianco	21.750
16	37 M.Reiterberger	23.101
17	5 P.Oettl	24.104
18	17 M.Fritz	25.296
19	46 T.Bridewell	29.705
20	75 I.Lopes	30.475
21	22 A.Lowes	35.623
22	95 T.Mackenzie	41.477

Lap 12		
1	9 D.Petrucci	18'04.863
2	11 N.Bulega	0.529
3	7 I.Lecuona	5.561
4	55 A.Locatelli	5.813
5	97 X.Vierge	6.195
6	47 A.Bassani	6.479
7	1 A.Bautista	6.604
8	60 M.van der Mark	7.206
9	31 G.Gerloff	9.707
10	21 M.Rinaldi	10.686
11	28 B.Ray	11.938
12	87 R.Gardner	12.565
13	45 S.Redding	20.775
14	59 N.Canepa	21.350

21/09/2024

These data/results cannot be reproduced, stored and/or transmitted in whole or in part by any manner of electronic, mechanical, photocopying, recording, broadcasting or otherwise now known or herein after developed without the previous express consent by the copyright owner, except for reproduction in daily press and regular printed publications on sale to the public within 60 days of the event related to those data/results and always provided that copyright symbol appears together as follows below.

© DORNA WSBK ORGANIZATION Srl 2024



Acerbis Italian Round, 20-22 September 2024

Lap Chart Race 1

15	52 A.Delbianco	22.771	17	17 M.Fritz	32.615
16	37 M.Reiterberger	23.700	18	46 T.Bridewell	38.948
17	5 P.Oettl	25.641	19	75 I.Lopes	39.866
18	17 M.Fritz	27.054	20	95 T.Mackenzie	54.659
19	46 T.Bridewell	32.045	21	22 A.Lowes	
20	75 I.Lopes	32.906			
21	22 A.Lowes	38.583			
22	95 T.Mackenzie	44.506			

Lap 13

1	9 D.Petrucci	19'35.503
2	11 N.Bulega	0.554
3	7 I.Lecuona	5.639
4	55 A.Locatelli	6.050
5	1 A.Bautista	6.394
6	97 X.Vierge	6.803
7	47 A.Bassani	7.192
8	60 M.van der Mark	7.395
9	31 G.Gerloff	9.879
10	21 M.Rinaldi	11.490
11	28 B.Ray	12.287
12	87 R.Gardner	12.766
13	45 S.Redding	21.623
14	52 A.Delbianco	23.691
15	37 M.Reiterberger	24.193
16	5 P.Oettl	27.366
17	17 M.Fritz	28.627
18	46 T.Bridewell	34.043
19	75 I.Lopes	35.068
20	95 T.Mackenzie	48.222
21	22 A.Lowes	1'05.283
22	59 N.Canepa	1'17.993

Lap 14

1	9 D.Petrucci	21'05.857
2	11 N.Bulega	0.907
3	7 I.Lecuona	5.890
4	1 A.Bautista	6.608
5	55 A.Locatelli	6.829
6	97 X.Vierge	7.198
7	47 A.Bassani	7.676
8	60 M.van der Mark	8.005
9	31 G.Gerloff	10.252
10	21 M.Rinaldi	12.496
11	28 B.Ray	13.133
12	87 R.Gardner	13.474
13	45 S.Redding	22.758
14	52 A.Delbianco	24.788
15	37 M.Reiterberger	25.078
16	5 P.Oettl	28.960
17	17 M.Fritz	30.419
18	46 T.Bridewell	36.487
19	75 I.Lopes	37.384
20	95 T.Mackenzie	51.272
21	22 A.Lowes	

Lap 15

1	9 D.Petrucci	22'36.021
2	11 N.Bulega	1.260
3	7 I.Lecuona	6.157
4	1 A.Bautista	6.528
5	55 A.Locatelli	7.554
6	97 X.Vierge	7.943
7	47 A.Bassani	8.261
8	60 M.van der Mark	8.737
9	31 G.Gerloff	10.872
10	21 M.Rinaldi	13.752
11	28 B.Ray	14.083
12	87 R.Gardner	14.384
13	45 S.Redding	23.740
14	37 M.Reiterberger	26.145
15	52 A.Delbianco	26.426
16	5 P.Oettl	30.920

Lap 16

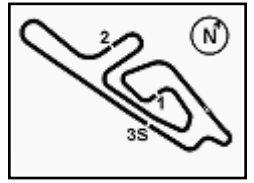
1	9 D.Petrucci	24'06.224
2	11 N.Bulega	1.745
3	1 A.Bautista	6.457
4	7 I.Lecuona	6.692
5	97 X.Vierge	8.530
6	55 A.Locatelli	8.737
7	47 A.Bassani	8.945
8	60 M.van der Mark	9.374
9	31 G.Gerloff	11.230
10	21 M.Rinaldi	15.264
11	87 R.Gardner	15.465
12	28 B.Ray	15.889
13	45 S.Redding	24.960
14	37 M.Reiterberger	26.890
15	52 A.Delbianco	27.985
16	5 P.Oettl	32.701
17	17 M.Fritz	34.823
18	46 T.Bridewell	41.630
19	75 I.Lopes	42.300
20	95 T.Mackenzie	1'10.224
21	22 A.Lowes	

Lap 17

1	9 D.Petrucci	25'36.438
2	11 N.Bulega	2.225
3	1 A.Bautista	6.487
4	7 I.Lecuona	7.187
5	97 X.Vierge	9.449
6	47 A.Bassani	9.753
7	60 M.van der Mark	10.003
8	31 G.Gerloff	11.727
9	21 M.Rinaldi	16.397
10	87 R.Gardner	16.537
11	28 B.Ray	16.991
12	55 A.Locatelli	18.465
13	45 S.Redding	26.010
14	37 M.Reiterberger	27.573
15	52 A.Delbianco	29.539
16	5 P.Oettl	34.671
17	17 M.Fritz	36.989
18	46 T.Bridewell	44.093
19	75 I.Lopes	44.584

21/09/2024
These data/results cannot be reproduced, stored and/or transmitted in whole or in part by any manner of electronic, mechanical, photocopying, recording, broadcasting or otherwise now known or herein after developed without the previous express consent by the copyright owner, except for reproduction in daily press and regular printed publications on sale to the public within 60 days of the event related to those data/results and always provided that copyright symbol appears together as follows below.

© DORNA WSBK ORGANIZATION Srl 2024



Race Pace Comparison

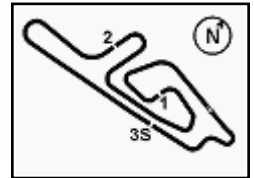
	9 Pet	11 Bul	1 Bau	60 vdM	21 Rin	87 Gar	28 Ray	55 Loc	45 Red	37 Rei	5 Det	17 Fri	46 Bri	75 Lop
1	1'33.525	1'32.403	1'35.949	1'35.302	1'36.243	1'36.821	1'34.289	1'33.258	1'36.504	1'38.528	1'39.130	1'37.848	1'38.365	1'39.509
2	1'29.674	1'29.608	1'30.582	1'30.098	1'30.888	1'30.915	1'30.132	1'30.246	1'30.868	1'33.026	1'31.640	1'31.747	1'31.711	1'32.527
3	1'29.594	1'30.612	1'30.540	1'30.208	1'30.699	1'30.694	1'30.674	1'30.256	1'31.647	1'32.807	1'31.419	1'32.090	1'31.789	1'32.327
4	1'30.052	1'30.626	1'30.525	1'30.392	1'30.882	1'30.603	1'30.377	1'30.443	1'31.746	1'31.811	1'31.830	1'32.084	1'32.397	1'32.394
5	1'30.032	1'30.506	1'30.275	1'30.765	1'30.832	1'31.015	1'31.083	1'30.591	1'32.940	1'31.110	1'32.072	1'31.770	1'34.009	1'32.429
6	1'30.285	1'30.234	1'30.883	1'30.699	1'30.717	1'30.799	1'32.494	1'30.504	1'31.667	1'31.481	1'32.254	1'31.977	1'33.894	1'32.299
7	1'30.199	1'30.296	1'30.302	1'30.589	1'30.751	1'30.797	1'30.975	1'30.687	1'31.669	1'31.718	1'31.793	1'32.149	1'32.068	1'32.380
8	1'30.248	1'30.128	1'30.337	1'30.707	1'30.875	1'31.024	1'31.263	1'30.540	1'31.926	1'31.763	1'32.272	1'32.442	1'32.515	1'32.773
9	1'30.102	1'29.989	1'30.243	1'30.602	1'30.942	1'31.053	1'32.044	1'30.685	1'31.598	1'31.733	1'32.154	1'32.244	1'32.413	1'33.009
10	1'30.266	1'30.198	1'30.798	1'30.994	1'30.802	1'31.304	1'31.226	1'31.013	1'31.877	1'31.310	1'31.985	1'32.535	1'32.628	1'32.734
11	1'30.449	1'30.294	1'30.605	1'31.119	1'30.975	1'31.256	1'31.406	1'30.905	1'31.620	1'32.240	1'31.981	1'32.836	1'32.342	1'32.520
12	1'30.437	1'30.498	1'30.428	1'30.594	1'30.943	1'31.147	1'30.838	1'31.548	1'31.576	1'31.036	1'31.974	1'32.195	1'32.777	1'32.868
13	1'30.640	1'30.665	1'30.430	1'30.829	1'31.444	1'30.841	1'30.989	1'30.877	1'31.488	1'31.133	1'32.365	1'32.213	1'32.638	1'32.802
14	1'30.354	1'30.707	1'30.568	1'30.964	1'31.360	1'31.062	1'31.200	1'31.133	1'31.489	1'31.239	1'31.948	1'32.146	1'32.798	1'32.670
15	1'30.164	1'30.517	1'30.084	1'30.896	1'31.420	1'31.074	1'31.114	1'30.889	1'31.146	1'31.231	1'32.124	1'32.360	1'32.625	1'32.646
16	1'30.203	1'30.688	1'30.132	1'30.840	1'31.715	1'31.284	1'32.009	1'31.386	1'31.423	1'30.948	1'31.984	1'32.411	1'32.885	1'32.637
17	1'30.214	1'30.694	1'30.244	1'30.843	1'31.347	1'31.286	1'31.316	1'39.942	1'31.264	1'30.897	1'32.184	1'32.380	1'32.677	1'32.498

	7 Lec	47 Bas	97 Vie	31 Ger	52 Del	22 ALo	95 Mac	59 Can	29 Ian	14 SLo
1	1'34.518	1'34.846	1'34.138	1'35.871	1'38.704	1'33.840	1'38.122	1'37.011	1'32.928	1'35.496
2	1'30.143	1'30.141	1'30.068	1'30.374	1'32.257	1'29.893	1'31.643	1'31.227	1'29.397	1'30.360
3	1'30.130	1'30.357	1'30.187	1'30.791	1'31.615	1'29.670	1'31.549	1'31.427	1'30.081	1'30.230
4	1'30.322	1'30.374	1'30.335	1'30.862	1'31.832	1'30.117	1'31.845	1'31.509	1'30.260	1'30.333
5	1'30.697	1'30.655	1'30.436	1'30.603	1'31.993	1'30.436	1'32.893	1'31.745	1'30.649	1'30.675
6	1'30.448	1'30.549	1'30.726	1'30.996	1'31.692	1'30.391	1'32.921	1'31.808	1'30.273	
7	1'30.475	1'30.318	1'30.631	1'30.687	1'31.681	1'30.238	1'33.259	1'31.760	1'30.133	
8	1'30.492	1'30.684	1'30.596	1'30.919	1'31.861	1'30.291	1'44.543	1'31.673	1'30.204	
9	1'30.728	1'30.670	1'30.600	1'30.578	1'31.446	1'30.338	1'33.164	1'31.991		
10	1'30.736	1'30.764	1'31.277	1'30.756	1'31.584	1'30.255	1'32.910	1'31.971		
11	1'30.927	1'30.921	1'31.066	1'31.205	1'31.511	2'04.580	1'33.054	1'32.301		
12	1'30.808	1'31.063	1'30.998	1'30.928	1'31.458	1'33.397	1'33.466	1'31.790		
13	1'30.718	1'31.353	1'31.248	1'30.812	1'31.560	1'57.340	1'34.356	2'27.283		
14	1'30.605	1'30.838	1'30.749	1'30.727	1'31.451	2'13.827	1'33.404			
15	1'30.431	1'30.749	1'30.909	1'30.784	1'31.802	1'30.905	1'33.551			
16	1'30.738	1'30.887	1'30.790	1'30.561	1'31.762	1'30.772	1'45.768			
17	1'30.709	1'31.022	1'31.133	1'30.711	1'31.768					

21/09/2024

These data/results cannot be reproduced, stored and/or transmitted in whole or in part by any manner of electronic, mechanical, photocopying, recording, broadcasting or otherwise now known or herein after developed without the previous express consent by the copyright owner, except for reproduction in daily press and regular printed publications on sale to the public within 60 days of the event related to those data/results and always provided that copyright symbol appears together as follows below.

© DORNA WSBK ORGANIZATION Srl 2024



Acerbis Italian Round, 20-22 September 2024
Chronological Analysis Race 1

Start at 14:00'12.261

1 / 4

1° 9 D. PETRUCCI [1'29.594]								4° 7 I. LECUONA [1'30.130]							
Lap	Seg1	Seg2	Seg3	Seg4	Lap Time	km/h	Local Time	Lap	Seg1	Seg2	Seg3	Seg4	Lap Time	km/h	Local Time
1		32.791	23.544	17.059	1'33.525	288,8	14:01'45.786	1		32.816	23.812	17.152	1'34.518	286,5	14:01'46.779
2	16.671	32.430	23.703	16.870	1'29.674	299,2	14:03'15.460	2	16.898	32.396	23.781	17.068	1'30.143	295,1	14:03'16.922
3	16.696	32.244	23.550	17.104	1'29.594	291,1	14:04'45.054	3	16.922	32.478	23.662	17.068	1'30.130	301,7	14:04'47.052
4	17.042	32.561	23.426	17.023	1'30.052	304,2	14:06'15.106	4	16.868	32.544	23.717	17.193	1'30.322	293,5	14:06'17.374
5	16.918	32.384	23.667	17.063	1'30.032	295,9	14:07'45.138	5	17.246	32.581	23.811	17.059	1'30.697	303,4	14:07'48.071
6	16.907	32.503	23.750	17.125	1'30.285	298,3	14:09'15.423	6	17.038	32.609	23.737	17.064	1'30.448	302,5	14:09'18.519
7	16.972	32.528	23.676	17.023	1'30.199	299,2	14:10'45.622	7	16.978	32.653	23.816	17.028	1'30.475	300,8	14:10'48.994
8	16.908	32.491	23.803	17.046	1'30.248	299,2	14:12'15.870	8	17.042	32.611	23.694	17.145	1'30.492	304,2	14:12'19.486
9	16.864	32.412	23.744	17.082	1'30.102	298,3	14:13'45.972	9	17.121	32.640	23.887	17.080	1'30.728	304,2	14:13'50.214
10	16.884	32.649	23.696	17.037	1'30.266	297,5	14:15'16.238	10	17.050	32.702	23.893	17.091	1'30.736	299,2	14:15'20.950
11	16.961	32.580	23.792	17.116	1'30.449	300,0	14:16'46.687	11	17.031	33.031	23.869	16.996	1'30.927	303,4	14:16'51.877
12	16.943	32.644	23.817	17.033	1'30.437	298,3	14:18'17.124	12	17.041	32.710	23.961	17.096	1'30.808	299,2	14:18'22.685
13	17.039	32.647	23.808	17.146	1'30.640	299,2	14:19'47.764	13	17.093	32.643	23.922	17.060	1'30.718	300,0	14:19'53.403
14	16.943	32.503	23.875	17.033	1'30.354	298,3	14:21'18.118	14	17.039	32.576	23.965	17.025	1'30.605	300,0	14:21'24.008
15	16.883	32.507	23.704	17.070	1'30.164	300,0	14:22'48.282	15	16.957	32.553	23.928	16.993	1'30.431	300,0	14:22'54.439
16	16.894	32.568	23.736	17.005	1'30.203	300,0	14:24'18.485	16	17.140	32.479	23.933	17.186	1'30.738	297,5	14:24'25.177
17	16.880	32.548	23.669	17.117	1'30.214	300,0	14:25'48.699	17	17.086	32.663	23.791	17.169	1'30.709	300,8	14:25'55.886
18	16.989	32.625	23.736			300,8		18	17.075	32.722	23.949			303,4	

Last Passing Point I3 at 14:27'02.049

Last Passing Point I3 at 14:27'09.632

2° 11 N. BULEGA [1'29.608]								5° 47 A. BASSANI [1'30.141]							
Lap	Seg1	Seg2	Seg3	Seg4	Lap Time	km/h	Local Time	Lap	Seg1	Seg2	Seg3	Seg4	Lap Time	km/h	Local Time
1		32.306	23.519	16.998	1'32.403	301,7	14:01'44.664	1		33.103	23.574	17.318	1'34.846	285,0	14:01'47.107
2	16.884	32.122	23.465	17.137	1'29.608	305,1	14:03'14.272	2	16.876	32.372	23.583	17.310	1'30.141	292,7	14:03'17.248
3	17.045	32.724	23.710	17.133	1'30.612	289,5	14:04'44.884	3	17.033	32.443	23.571	17.310	1'30.357	279,1	14:04'47.605
4	17.102	32.488	23.750	17.286	1'30.626	300,8	14:06'15.510	4	17.061	32.498	23.642	17.173	1'30.374	286,5	14:06'17.979
5	16.979	32.449	23.819	17.259	1'30.506	290,3	14:07'46.016	5	17.102	32.667	23.629	17.257	1'30.655	305,1	14:07'48.634
6	17.035	32.368	23.582	17.249	1'30.234	295,9	14:09'16.250	6	17.061	32.588	23.822	17.078	1'30.549	295,9	14:09'19.183
7	17.089	32.433	23.626	17.148	1'30.296	292,7	14:10'46.546	7	17.028	32.567	23.634	17.089	1'30.318	295,1	14:10'49.501
8	17.103	32.348	23.540	17.137	1'30.128	296,7	14:12'16.674	8	17.195	32.663	23.690	17.136	1'30.684	296,7	14:12'20.185
9	16.991	32.406	23.510	17.082	1'29.989	300,0	14:13'46.663	9	17.115	32.670	23.761	17.124	1'30.670	299,2	14:13'50.855
10	17.067	32.383	23.553	17.195	1'30.198	303,4	14:15'16.861	10	17.205	32.632	23.708	17.219	1'30.764	293,5	14:15'21.619
11	17.060	32.519	23.549	17.166	1'30.294	300,8	14:16'47.155	11	17.045	32.765	23.759	17.352	1'30.921	292,7	14:16'52.540
12	17.028	32.535	23.588	17.347	1'30.498	288,8	14:18'17.653	12	17.213	32.801	23.744	17.305	1'31.063	286,5	14:18'23.603
13	17.141	32.601	23.743	17.180	1'30.665	300,8	14:19'48.318	13	17.418	32.723	23.708	17.504	1'31.353	288,8	14:19'54.956
14	17.037	32.540	23.871	17.259	1'30.707	301,7	14:21'19.025	14	17.204	32.699	23.795	17.140	1'30.838	298,3	14:21'25.794
15	17.057	32.522	23.724	17.214	1'30.517	300,8	14:22'49.542	15	17.148	32.662	23.754	17.185	1'30.749	291,1	14:22'56.543
16	17.174	32.542	23.753	17.219	1'30.688	297,5	14:24'20.230	16	17.159	32.624	23.773	17.331	1'30.887	285,7	14:24'27.430
17	17.179	32.586	23.683	17.246	1'30.694	298,3	14:25'50.924	17	17.201	32.760	23.795	17.266	1'31.022	300,0	14:25'58.452
18	17.205	32.710	23.800			300,8		18	17.161	32.693	23.868			297,5	

Last Passing Point I3 at 14:27'04.639

Last Passing Point I3 at 14:27'12.174

3° 1 A. BAUTISTA [1'30.084]								6° 97 X. VIERGE [1'30.068]							
Lap	Seg1	Seg2	Seg3	Seg4	Lap Time	km/h	Local Time	Lap	Seg1	Seg2	Seg3	Seg4	Lap Time	km/h	Local Time
1		33.567	23.546	17.484	1'35.949	272,0	14:01'48.210	1		32.812	23.571	17.167	1'34.138	291,9	14:01'46.399
2	17.123	32.716	23.488	17.255	1'30.582	276,9	14:03'18.792	2	16.820	32.337	23.734	17.177	1'30.068	301,7	14:03'16.467
3	16.988	32.661	23.580	17.311	1'30.540	291,9	14:04'49.332	3	16.881	32.433	23.740	17.133	1'30.187	297,5	14:04'46.654
4	17.292	32.649	23.516	17.068	1'30.525	293,5	14:06'19.857	4	16.947	32.504	23.776	17.108	1'30.335	296,7	14:06'16.989
5	16.958	32.594	23.606	17.117	1'30.275	296,7	14:07'50.132	5	16.906	32.598	23.855	17.077	1'30.436	300,8	14:07'47.425
6	17.077	32.851	23.900	17.055	1'30.883	297,5	14:09'21.015	6	16.939	32.677	23.852	17.258	1'30.726	291,1	14:09'18.151
7	17.060	32.648	23.580	17.014	1'30.302	300,8	14:10'51.317	7	16.993	32.698	23.881	17.059	1'30.631	303,4	14:10'48.782
8	16.999	32.600	23.576	17.162	1'30.337	302,5	14:12'21.654	8	17.041	32.573	23.864	17.118	1'30.596	299,2	14:12'19.378
9	16.997	32.687	23.457	17.102	1'30.243	296,7	14:13'51.897	9	17.031	32.687	23.842	17.040	1'30.600	305,1	14:13'49.978
10	17.089	32.720	23.459	17.530	1'30.798	296,7	14:15'22.695	10	17.055	32.746	24.168	17.308	1'31.277	284,2	14:15'21.255
11	17.282	32.657	23.570	17.096	1'30.605	295,1	14:16'53.300	11	17.024	32.898	23.878	17.266	1'31.066	296,7	14:16'52.321
12	16.982	32.648	23.556	17.242	1'30.428	289,5	14:18'23.728	12	17.150	32.855	23.864	17.129	1'30.998	303,4	14:18'23.319
13	17.080	32.630	23.601	17.119	1'30.430	292,7	14:19'54.158	13	17.122	32.724	23.958	17.444	1'31.248	277,6	14:19'54.567
14	17.056	32.586	23.802	17.124	1'30.568	299,2	14:21'24.726	14	17.104	32.646	23.879	17.120	1'30.749	300,8	14:21'25.316
15	16.991	32.439	23.548	17.106	1'30.084	301,7	14:22'54.810	15	17.111	32.641	23.892	17.265	1'30.909	285,7	14:22'56.225
16	16.982	32.497	23.653	17.000	1'30.132	301,7	14:24'24.942	16	17.100	32.660	23.838	17.192	1'30.790	302,5	14:24'27.015
17	16.971	32.613	23.572	17.088	1'30.244	304,2	14:25'55.186	17	17.215	32.821	23.918	17.179	1'31.133	303,4	14:25'58.148
18	16.991	32.619	23.636			305,9		18	17.236	32.769	24.107			285,7	

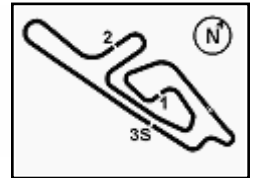
Last Passing Point I3 at 14:27'08.432

Last Passing Point I3 at 14:27'12.260

21/09/2024 P = Pits In/Dut - C = Lap Time Cancelled

These data/results cannot be reproduced, stored and/or transmitted in whole or in part by any manner of electronic, mechanical, photocopying, recording, broadcasting or otherwise now known or herein after developed without the previous express consent by the copyright owner, except for reproduction in daily press and regular printed publications on sale to the public within 60 days of the event related to those data/results and always provided that copyright symbol appears together as follows below.

© DORNA WSBK ORGANIZATION Srl 2024



Acerbis Italian Round, 20-22 September 2024
Chronological Analysis Race 1

Start at 14:00'12.261

2 / 4

7° 60 M. VAN DER MARK (1'30.098)								10° 87 R. GARDNER (1'30.603)							
Lap	Seg1	Seg2	Seg3	Seg4	Lap Time	km/h	Local Time	Lap	Seg1	Seg2	Seg3	Seg4	Lap Time	km/h	Local Time
1		33.253	23.618	17.373	1'35.302	274,8	14:01'47.563	1		33.667	24.017	17.684	1'36.821	271,4	14:01'49.082
2	16.917	32.394	23.664	17.123	1'30.098	291,1	14:03'17.661	2	17.093	32.720	23.878	17.224	1'30.915	284,2	14:03'19.997
3	16.907	32.456	23.642	17.203	1'30.208	293,5	14:04'47.869	3	17.022	32.513	23.888	17.271	1'30.694	300,0	14:04'50.691
4	16.992	32.602	23.641	17.157	1'30.392	289,5	14:06'18.261	4	17.061	32.631	23.816	17.095	1'30.603	301,7	14:06'21.294
5	17.098	32.682	23.746	17.239	1'30.765	286,5	14:07'49.026	5	17.022	32.795	23.931	17.267	1'31.015	291,1	14:07'52.309
6	17.167	32.683	23.717	17.132	1'30.699	298,3	14:09'19.725	6	17.060	32.668	23.882	17.189	1'30.799	300,0	14:09'23.108
7	17.165	32.643	23.709	17.072	1'30.589	300,0	14:10'50.314	7	16.975	32.720	23.992	17.110	1'30.797	300,8	14:10'53.905
8	17.073	32.604	23.846	17.184	1'30.707	301,7	14:12'21.021	8	17.009	33.037	23.899	17.079	1'31.024	300,8	14:12'24.929
9	17.099	32.648	23.775	17.080	1'30.602	298,3	14:13'51.623	9	17.097	32.951	23.906	17.099	1'31.053	299,2	14:13'55.982
10	17.179	32.589	23.772	17.454	1'30.994	298,3	14:15'22.617	10	17.214	32.875	23.906	17.309	1'31.304	291,9	14:15'27.286
11	17.481	32.813	23.691	17.134	1'31.119	300,8	14:16'53.736	11	17.117	32.739	24.073	17.327	1'31.256	290,3	14:16'58.542
12	17.032	32.697	23.787	17.078	1'30.594	295,9	14:18'24.330	12	17.254	32.766	23.995	17.132	1'31.147	300,0	14:18'29.689
13	17.229	32.686	23.727	17.187	1'30.829	295,9	14:19'55.159	13	17.172	32.652	23.997	17.020	1'30.841	297,5	14:20'00.530
14	17.299	32.757	23.763	17.145	1'30.964	298,3	14:21'26.123	14	17.111	32.793	24.017	17.141	1'31.062	299,2	14:21'31.592
15	17.178	32.780	23.792	17.146	1'30.896	294,3	14:22'57.019	15	17.196	32.725	24.067	17.086	1'31.074	296,7	14:23'02.666
16	17.149	32.647	23.899	17.145	1'30.840	292,7	14:24'27.859	16	17.213	32.948	24.012	17.111	1'31.284	297,5	14:24'33.950
17	17.152	32.722	23.747	17.222	1'30.843	291,1	14:25'58.702	17	17.270	32.731	23.957	17.328	1'31.286	294,3	14:26'05.236
18	17.190	32.780						18	17.241	32.931					

Last Passing Point I2.1 at 14:27'07.398

Last Passing Point I2 at 14:26'55.408

8° 31 G. GERLOFF (1'30.374)								11° 28 B. RAY (1'30.132)							
Lap	Seg1	Seg2	Seg3	Seg4	Lap Time	km/h	Local Time	Lap	Seg1	Seg2	Seg3	Seg4	Lap Time	km/h	Local Time
1		33.489	23.677	17.723	1'35.871	263,4	14:01'48.132	1		32.859	23.775	17.330	1'34.289	291,9	14:01'46.550
2	16.979	32.622	23.602	17.171	1'30.374	297,5	14:03'18.506	2	16.820	32.336	23.849	17.127	1'30.132	297,5	14:03'16.682
3	16.880	32.842	23.759	17.310	1'30.791	304,2	14:04'49.297	3	16.850	32.657	23.879	17.288	1'30.674	283,5	14:04'47.356
4	17.063	32.725	23.760	17.314	1'30.862	287,2	14:06'20.159	4	16.894	32.576	23.815	17.092	1'30.377	292,7	14:06'17.733
5	16.872	32.795	23.818	17.118	1'30.603	305,1	14:07'50.762	5	17.036	32.709	23.964	17.374	1'31.083	283,5	14:07'48.816
6	17.015	32.798	23.827	17.356	1'30.996	280,5	14:09'21.758	6	18.042	33.065	24.175	17.212	1'32.494	287,2	14:09'21.310
7	16.959	32.721	23.580	17.427	1'30.687	300,0	14:10'52.445	7	17.034	32.716	23.948	17.277	1'30.975	291,9	14:10'52.285
8	17.065	32.809	23.824	17.221	1'30.919	307,7	14:12'23.364	8	17.082	32.706	24.159	17.316	1'31.263	291,1	14:12'23.548
9	17.002	32.660	23.726	17.190	1'30.578	305,9	14:13'53.942	9	17.079	32.924	24.622	17.419	1'32.044	300,0	14:13'55.592
10	17.066	32.686	23.808	17.196	1'30.756	300,0	14:15'24.698	10	17.180	32.745	23.984	17.317	1'31.226	295,9	14:15'26.818
11	17.087	32.996	23.863	17.259	1'31.205	302,5	14:16'55.903	11	17.189	32.931	24.076	17.210	1'31.406	295,9	14:16'58.224
12	17.007	32.793	23.916	17.212	1'30.928	300,8	14:18'26.831	12	17.046	32.722	24.013	17.057	1'30.838	295,9	14:18'29.062
13	17.113	32.699	23.859	17.141	1'30.812	300,0	14:19'57.643	13	17.086	32.727	24.041	17.135	1'30.989	297,5	14:20'00.051
14	17.057	32.661	23.857	17.152	1'30.727	301,7	14:21'28.370	14	17.033	32.854	24.166	17.157	1'31.200	297,5	14:21'31.251
15	17.095	32.785	23.791	17.113	1'30.784	303,4	14:22'59.154	15	17.118	32.684	24.145	17.167	1'31.114	299,2	14:23'02.365
16	16.983	32.672	23.776	17.130	1'30.561	303,4	14:24'29.715	16	17.362	32.921	24.294	17.432	1'32.009	282,7	14:24'34.374
17	17.085	32.698	23.652	17.276	1'30.711	305,1	14:26'00.426	17	17.271	32.732	24.088	17.225	1'31.316	295,1	14:26'05.690
18	17.014	32.790						18	17.184	32.892					

Last Passing Point I2.1 at 14:27'08.811

Last Passing Point I2 at 14:26'55.766

9° 21 M. RINALDI (1'30.699)								12° 55 A. LOCATELLI (1'30.246)							
Lap	Seg1	Seg2	Seg3	Seg4	Lap Time	km/h	Local Time	Lap	Seg1	Seg2	Seg3	Seg4	Lap Time	km/h	Local Time
1		33.487	23.828	17.727	1'36.243	262,8	14:01'48.504	1		32.780	23.805	16.885	1'33.258	291,1	14:01'45.519
2	17.112	32.765	23.622	17.389	1'30.888	287,2	14:03'19.392	2	16.741	32.517	23.835	17.153	1'30.246	296,7	14:03'15.765
3	16.978	32.628	23.748	17.345	1'30.699	294,3	14:04'50.091	3	16.791	32.678	23.803	16.984	1'30.256	294,3	14:04'46.021
4	17.077	32.661	23.720	17.424	1'30.882	294,3	14:06'20.973	4	16.920	32.718	23.810	16.995	1'30.443	297,5	14:06'16.464
5	17.046	32.750	23.794	17.242	1'30.832	300,0	14:07'51.805	5	16.931	32.768	23.949	16.943	1'30.591	299,2	14:07'47.055
6	17.029	32.697	23.751	17.240	1'30.717	301,7	14:09'22.522	6	16.974	32.683	23.848	16.999	1'30.504	299,2	14:09'17.559
7	17.091	32.689	23.776	17.195	1'30.751	302,5	14:10'53.273	7	16.955	32.682	24.107	16.943	1'30.687	299,2	14:10'48.246
8	17.079	32.788	23.792	17.216	1'30.875	298,3	14:12'24.148	8	16.966	32.689	23.968	16.917	1'30.540	300,8	14:12'18.786
9	17.112	32.828	23.805	17.197	1'30.942	301,7	14:13'55.090	9	16.958	32.744	23.975	17.008	1'30.685	297,5	14:13'49.471
10	17.048	32.725	23.812	17.217	1'30.802	301,7	14:15'25.892	10	17.005	32.903	24.002	17.103	1'31.013	298,3	14:15'20.484
11	17.049	32.824	23.842	17.260	1'30.975	301,7	14:16'56.867	11	17.129	32.836	24.001	16.939	1'30.905	297,5	14:16'51.389
12	17.095	32.743	23.859	17.246	1'30.943	300,8	14:18'27.810	12	17.050	32.984	24.200	17.314	1'31.548	288,8	14:18'22.937
13	17.191	32.985	23.944	17.324	1'31.444	297,5	14:19'59.254	13	17.084	32.805	24.006	16.982	1'30.877	296,7	14:19'53.814
14	17.135	32.955	23.990	17.280	1'31.360	300,0	14:21'30.614	14	17.048	32.742	24.119	17.224	1'31.133	293,5	14:21'24.947
15	17.154	32.798	24.112	17.356	1'31.420	299,2	14:23'02.034	15	17.044	32.760	23.989	17.096	1'30.889	299,2	14:22'55.836
16	17.440	32.888	24.022	17.365	1'31.715	298,3	14:24'33.749	16	17.063	32.702	24.265	17.356	1'31.386	288,0	14:24'27.222
17	17.195	32.764	23.961	17.427	1'31.347	297,5	14:26'05.096	17	17.146	32.868	23.943	25.985	1'39.942	300,0	14:26'07.164
18	17.272	32.852						18	17.230	32.776					

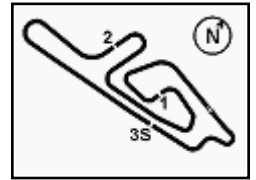
Last Passing Point I2 at 14:26'55.220

Last Passing Point I2 at 14:26'57.170

21/09/2024 P = Pits In/Out - C = Lap Time Cancelled

These data/results cannot be reproduced, stored and/or transmitted in whole or in part by any manner of electronic, mechanical, photocopying, recording, broadcasting or otherwise now known or herein after developed without the previous express consent by the copyright owner, except for reproduction in daily press and regular printed publications on sale to the public within 60 days of the event related to those data/results and always provided that copyright symbol appears together as follows below.

© DORNA WSBK ORGANIZATION Srl 2024



Acerbis Italian Round, 20-22 September 2024
Chronological Analysis Race 1

Start at 14:00'12.261

3 / 4

13° 45 S. REDDING [1'30.868]								16° 5 P. OETTL [1'31.419]							
Lap	Seg1	Seg2	Seg3	Seg4	Lap Time	km/h	Local Time	Lap	Seg1	Seg2	Seg3	Seg4	Lap Time	km/h	Local Time
1		33.678	23.834	17.440	1'36.504	281,3	14:01'48.765	1		33.968	25.388	17.981	1'39.130	267,3	14:01'51.391
2	17.028	32.803	23.854	17.183	1'30.868	287,2	14:03'19.633	2	17.302	33.002	24.043	17.293	1'31.640	294,3	14:03'23.031
3	17.018	33.300	23.976	17.353	1'31.647	293,5	14:04'51.280	3	17.234	32.871	24.022	17.292	1'31.419	290,3	14:04'54.450
4	17.127	33.207	24.105	17.307	1'31.746	295,9	14:06'23.026	4	17.220	33.066	24.009	17.535	1'31.830	284,2	14:06'26.280
5	17.328	34.022	24.240	17.350	1'32.940	289,5	14:07'55.966	5	17.337	33.203	24.082	17.450	1'32.072	279,1	14:07'58.352
6	17.211	33.135	24.040	17.281	1'31.667	295,9	14:09'27.633	6	17.803	33.119	24.062	17.270	1'32.254	287,2	14:09'30.606
7	17.174	33.008	24.112	17.375	1'31.669	295,9	14:10'59.302	7	17.337	33.052	24.089	17.315	1'31.793	288,0	14:11'02.399
8	17.277	33.257	24.163	17.229	1'31.926	297,5	14:12'31.228	8	17.389	33.056	24.106	17.721	1'32.272	270,0	14:12'34.671
9	17.128	33.112	24.051	17.307	1'31.598	292,7	14:14'02.826	9	17.333	33.293	24.145	17.383	1'32.154	285,7	14:14'06.825
10	17.227	33.040	24.207	17.403	1'31.877	279,8	14:15'34.703	10	17.353	33.227	24.107	17.298	1'31.985	298,3	14:15'38.810
11	17.272	33.083	24.038	17.227	1'31.620	295,1	14:17'06.323	11	17.442	33.110	24.116	17.313	1'31.981	296,7	14:17'10.791
12	17.387	33.018	24.078	17.093	1'31.576	299,2	14:18'37.899	12	17.321	33.192	24.187	17.274	1'31.974	293,5	14:18'42.765
13	17.107	32.961	24.189	17.231	1'31.488	296,7	14:20'09.387	13	17.407	33.220	24.397	17.341	1'32.365	289,5	14:20'15.130
14	17.207	32.957	24.121	17.204	1'31.489	298,3	14:21'40.876	14	17.374	33.024	24.314	17.236	1'31.948	293,5	14:21'47.078
15	17.103	32.817	24.082	17.144	1'31.146	299,2	14:23'12.022	15	17.362	33.145	24.273	17.344	1'32.124	291,9	14:23'19.202
16	17.106	32.872	24.093	17.352	1'31.423	300,0	14:24'43.445	16	17.283	33.094	24.293	17.314	1'31.984	293,5	14:24'51.186
17	17.116	32.884	24.110	17.154	1'31.264	299,2	14:26'14.709	17	17.335	33.209	24.313	17.327	1'32.184	294,3	14:26'23.370
18	17.177	32.952						18	17.456						

Last Passing Point I2 at 14:27'04.838

Last Passing Point I1.1 at 14:26'55.560

14° 37 M. REITERBERGER [1'30.897]								17° 17 M. FRITZ [1'31.747]							
Lap	Seg1	Seg2	Seg3	Seg4	Lap Time	km/h	Local Time	Lap	Seg1	Seg2	Seg3	Seg4	Lap Time	km/h	Local Time
1		34.076	24.631	17.592	1'38.528	272,0	14:01'50.789	1		34.300	24.263	17.378	1'37.848	283,5	14:01'50.109
2	17.136	34.706	23.873	17.311	1'33.026	302,5	14:03'23.815	2	17.134	33.025	24.291	17.297	1'31.747	284,2	14:03'21.856
3	16.985	34.248	23.955	17.619	1'32.807	303,4	14:04'56.622	3	17.084	33.033	24.326	17.647	1'32.090	274,8	14:04'53.946
4	17.651	33.051	24.003	17.106	1'31.811	302,5	14:06'28.433	4	17.228	33.161	24.161	17.534	1'32.084	279,8	14:06'26.030
5	17.023	32.939	23.810	17.338	1'31.110	304,2	14:07'59.543	5	17.091	33.078	24.209	17.392	1'31.770	294,3	14:07'57.800
6	17.257	33.094	23.900	17.230	1'31.481	300,8	14:09'31.024	6	17.060	33.207	24.262	17.448	1'31.977	286,5	14:09'29.777
7	17.235	33.354	23.840	17.289	1'31.718	294,3	14:11'02.742	7	17.221	33.229	24.196	17.503	1'32.149	296,7	14:11'01.926
8	17.265	33.056	23.854	17.588	1'31.763	287,2	14:12'34.505	8	17.178	33.244	24.426	17.594	1'32.442	276,9	14:12'34.368
9	17.181	33.283	24.036	17.233	1'31.733	303,4	14:14'06.238	9	17.155	33.288	24.194	17.607	1'32.244	288,8	14:14'06.612
10	17.202	32.823	23.913	17.372	1'31.310	299,2	14:15'37.548	10	17.174	33.319	24.395	17.647	1'32.535	288,8	14:15'39.147
11	17.254	33.120	24.580	17.286	1'32.240	300,8	14:17'09.788	11	17.392	33.592	24.303	17.549	1'32.836	282,0	14:17'11.983
12	17.119	32.790	23.915	17.212	1'31.036	300,8	14:18'40.824	12	17.187	33.381	24.270	17.357	1'32.195	291,1	14:18'44.178
13	17.087	32.868	24.021	17.157	1'31.133	300,0	14:20'11.957	13	17.233	33.278	24.297	17.405	1'32.213	288,0	14:20'16.391
14	17.142	32.875	23.972	17.250	1'31.239	291,9	14:21'43.196	14	17.093	33.335	24.357	17.361	1'32.146	287,2	14:21'48.537
15	17.175	32.915	23.928	17.213	1'31.231	301,7	14:23'14.427	15	17.169	33.276	24.442	17.473	1'32.360	288,0	14:23'20.897
16	17.055	32.775	23.941	17.177	1'30.948	303,4	14:24'45.375	16	17.125	33.339	24.385	17.562	1'32.411	291,9	14:24'53.308
17	17.078	32.798	23.949	17.072	1'30.897	303,4	14:26'16.272	17	17.290	33.323	24.329	17.438	1'32.380	294,3	14:26'25.688
18	16.996	32.906						18	17.372						

Last Passing Point I2 at 14:27'06.174

Last Passing Point I1.1 at 14:26'57.919

15° 52 A. DELBIANCO [1'31.446]								18° 46 T. BRIDEWELL [1'31.711]							
Lap	Seg1	Seg2	Seg3	Seg4	Lap Time	km/h	Local Time	Lap	Seg1	Seg2	Seg3	Seg4	Lap Time	km/h	Local Time
1		34.447	24.506	17.716	1'38.704	266,0	14:01'50.965	1		33.972	24.762	17.732	1'38.365	276,2	14:01'50.626
2	17.193	33.065	24.709	17.290	1'32.257	280,5	14:03'23.222	2	17.204	33.015	24.114	17.378	1'31.711	288,8	14:03'22.337
3	17.193	32.916	24.173	17.333	1'31.615	287,2	14:04'54.837	3	17.203	32.889	24.220	17.477	1'31.789	282,7	14:04'54.126
4	17.107	32.986	24.204	17.535	1'31.832	281,3	14:06'26.669	4	17.291	33.067	24.241	17.798	1'32.397	284,2	14:06'26.523
5	17.310	33.207	24.038	17.438	1'31.993	283,5	14:07'58.662	5	17.327	35.009	24.300	17.373	1'34.009	291,9	14:08'00.532
6	17.343	33.008	24.054	17.287	1'31.692	294,3	14:09'30.354	6	17.318	34.772	24.377	17.427	1'33.894	293,5	14:09'34.426
7	17.187	32.975	24.182	17.337	1'31.681	295,1	14:11'02.035	7	17.422	33.003	24.293	17.350	1'32.068	293,5	14:11'06.494
8	17.277	33.206	24.195	17.183	1'31.861	295,9	14:12'33.896	8	17.407	33.256	24.408	17.444	1'32.515	286,5	14:12'39.009
9	17.138	32.890	24.091	17.327	1'31.446	295,9	14:14'05.342	9	17.583	33.320	24.177	17.333	1'32.413	295,9	14:14'11.422
10	17.165	32.911	24.185	17.323	1'31.584	296,7	14:15'36.926	10	17.592	33.091	24.590	17.355	1'32.628	295,1	14:15'44.050
11	17.145	32.951	24.099	17.316	1'31.511	295,1	14:17'08.437	11	17.459	33.164	24.408	17.311	1'32.342	295,9	14:17'16.392
12	17.202	32.887	24.133	17.236	1'31.458	295,9	14:18'39.895	12	17.610	33.224	24.512	17.431	1'32.777	293,5	14:18'49.169
13	17.209	32.891	24.218	17.242	1'31.560	294,3	14:20'11.455	13	17.483	33.115	24.593	17.447	1'32.638	292,7	14:20'21.807
14	17.174	32.833	24.245	17.199	1'31.451	291,1	14:21'42.906	14	17.555	33.073	24.628	17.542	1'32.798	288,8	14:21'54.605
15	17.190	32.947	24.266	17.399	1'31.802	288,0	14:23'14.708	15	17.566	33.034	24.434	17.591	1'32.625	293,5	14:23'27.230
16	17.220	33.000	24.168	17.374	1'31.762	295,9	14:24'46.470	16	17.812	33.136	24.453	17.484	1'32.885	293,5	14:25'00.115
17	17.243	32.951	24.181	17.393	1'31.768	295,9	14:26'18.238	17	17.523	33.075	24.577	17.502	1'32.677	294,3	14:26'32.792
18	17.246	32.996						18	17.523						

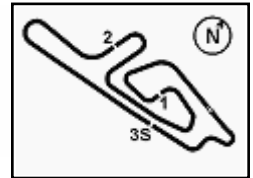
Last Passing Point I2 at 14:27'08.480

Last Passing Point I1.1 at 14:27'04.983

21/09/2024 P = Pits In/Out - C = Lap Time Cancelled

These data/results cannot be reproduced, stored and/or transmitted in whole or in part by any manner of electronic, mechanical, photocopying, recording, broadcasting or otherwise now known or herein after developed without the previous express consent by the copyright owner, except for reproduction in daily press and regular printed publications on sale to the public within 60 days of the event related to those data/results and always provided that copyright symbol appears together as follows below.

© DORNA WSBK ORGANIZATION Srl 2024



Cremona Circuit 3.768 m

Acerbis Italian Round, 20-22 September 2024

Chronological Analysis Race 1

Start at 14:00'12.261

4 / 4

19° 75 I. LOPES [1'32.299]							
Lap	Seg1	Seg2	Seg3	Seg4	Lap Time	km/h	Local Time
1		34.313	24.507	18.252	1'39.509	267,3	14:01'51.770
2	17.318	33.249	24.367	17.593	1'32.527	280,5	14:03'24.297
3	17.340	33.112	24.329	17.546	1'32.327	292,7	14:04'56.624
4	17.426	33.146	24.276	17.546	1'32.394	290,3	14:06'29.018
5	17.201	33.399	24.305	17.524	1'32.429	297,5	14:08'01.447
6	17.345	33.200	24.304	17.450	1'32.299	297,5	14:09'33.746
7	17.358	33.159	24.300	17.563	1'32.380	297,5	14:11'06.126
8	17.503	33.316	24.405	17.549	1'32.773	297,5	14:12'38.899
9	17.487	33.330	24.548	17.644	1'33.009	270,0	14:14'11.908
10	17.568	33.282	24.442	17.442	1'32.734	295,9	14:15'44.642
11	17.526	33.229	24.310	17.455	1'32.520	295,9	14:17'17.162
12	17.423	33.230	24.332	17.883	1'32.868	295,1	14:18'50.030
13	17.538	33.255	24.452	17.557	1'32.802	293,5	14:20'22.832
14	17.491	33.157	24.494	17.528	1'32.670	294,3	14:21'55.502
15	17.510	33.130	24.402	17.604	1'32.646	294,3	14:23'28.148
16	17.575	33.148	24.360	17.554	1'32.637	295,9	14:25'00.785
17	17.516	33.068	24.385	17.529	1'32.498	293,5	14:26'33.283
18	17.511						

Last Passing Point I1.1 at 14:27'05.474

2	17.131	32.815	23.929	17.352	1'31.227	284,2	14:03'20.499
3	17.211	32.797	23.919	17.500	1'31.427	283,5	14:04'51.926
4	17.303	32.894	23.922	17.390	1'31.509	285,7	14:06'23.435
5	17.201	33.039	24.149	17.356	1'31.745	287,2	14:07'55.180
6	17.206	33.048	24.195	17.359	1'31.808	288,8	14:09'26.988
7	17.191	32.962	24.200	17.407	1'31.760	287,2	14:10'58.748
8	17.263	32.909	24.149	17.352	1'31.673	289,5	14:12'30.421
9	17.380	33.068	24.202	17.341	1'31.991	286,5	14:14'02.412
10	17.288	33.071	24.270	17.342	1'31.971	287,2	14:15'34.383
11	17.353	33.076	24.250	17.622	1'32.301	290,3	14:17'06.684
12	17.351	33.020	24.138	17.281	1'31.790	291,9	14:18'38.474
13	17.202	33.033	1'08.644	28.404	2'27.283P	223,1	14:21'05.757

Last Passing Point FL at 14:21'05.757

20° 22 A. LOWES [1'29.670]							
Lap	Seg1	Seg2	Seg3	Seg4	Lap Time	km/h	Local Time
1		32.808	23.673	17.405	1'33.840	279,8	14:01'46.101
2	16.716	32.252	23.621	17.304	1'29.893	281,3	14:03'15.994
3	16.730	32.207	23.485	17.248	1'29.670	283,5	14:04'45.664
4	16.779	32.532	23.683	17.123	1'30.117	287,2	14:06'15.781
5	16.957	32.428	23.690	17.361	1'30.436	284,2	14:07'46.217
6	16.998	32.580	23.639	17.174	1'30.391	290,3	14:09'16.608
7	17.104	32.434	23.593	17.107	1'30.238	282,7	14:10'46.846
8	16.961	32.516	23.727	17.087	1'30.291	294,3	14:12'17.137
9	17.009	32.459	23.665	17.205	1'30.338	294,3	14:13'47.475
10	17.009	32.411	23.659	17.176	1'30.255	300,0	14:15'17.730
11	16.977	1'04.450	24.913	18.240	2'04.580	262,1	14:17'22.310
12	18.442	33.223	24.278	17.454	1'33.397	294,3	14:18'55.707
13	17.404	36.800	33.586	29.550	1'57.340P	177,3	14:20'53.047
14	59.088	33.319	24.032	17.388	2'13.827P	301,7	14:23'06.874
15	17.227	32.717	23.796	17.165	1'30.905	300,8	14:24'37.779
16	17.013	32.540	23.784	17.435	1'30.772	300,0	14:26'08.551
17	17.229	32.615					

Last Passing Point I2 at 14:26'58.395

RET 29 A. IANNONE [1'29.397]							
Lap	Seg1	Seg2	Seg3	Seg4	Lap Time	km/h	Local Time
1		32.591	23.644	16.976	1'32.928	293,5	14:01'45.189
2	16.782	32.159	23.521	16.935	1'29.397	305,9	14:03'14.586
3	16.780	32.489	23.786	17.026	1'30.081	303,4	14:04'44.667
4	16.919	32.621	23.742	16.978	1'30.260	304,2	14:06'14.927
5	16.899	32.720	23.839	17.191	1'30.649	298,3	14:07'45.576
6	16.925	32.565	23.630	17.153	1'30.273	296,7	14:09'15.849
7	17.034	32.615	23.569	16.915	1'30.133	303,4	14:10'45.982
8	17.005	32.547	23.585	17.067	1'30.204	294,3	14:12'16.186
9	16.963						

Last Passing Point I1.1 at 14:12'47.584

RET 14 S. LOWES [1'30.230]							
Lap	Seg1	Seg2	Seg3	Seg4	Lap Time	km/h	Local Time
1		33.354	23.763	17.648	1'35.496	272,0	14:01'47.757
2	16.867	32.477	23.659	17.357	1'30.360	276,2	14:03'18.117
3	16.831	32.603	23.622	17.174	1'30.230	288,0	14:04'48.347
4	16.845	32.636	23.642	17.210	1'30.333	292,7	14:06'18.680
5	16.928	32.703	23.821	17.223	1'30.675	283,5	14:07'49.355

Last Passing Point FL at 14:07'49.355

RET 53 T. RABAT							
Lap	Seg1	Seg2	Seg3	Seg4	Lap Time	km/h	Local Time
1		33.204					

Last Passing Point I2 at 14:01'05.912

RET 95 T. MACKENZIE [1'31.549]							
Lap	Seg1	Seg2	Seg3	Seg4	Lap Time	km/h	Local Time
1		34.112	24.396	17.574	1'38.122	272,0	14:01'50.383
2	17.240	33.048	23.908	17.447	1'31.643	282,7	14:03'22.026
3	17.173	32.927	24.120	17.329	1'31.549	295,1	14:04'53.575
4	17.255	32.915	24.352	17.323	1'31.845	293,5	14:06'25.420
5	17.963	33.182	24.150	17.598	1'32.893	289,5	14:07'58.313
6	18.072	33.255	24.160	17.434	1'32.921	291,1	14:09'31.234
7	17.538	33.199	24.059	18.463	1'33.259	300,8	14:11'04.493
8	29.031	33.678	24.386	17.448	1'44.543	292,7	14:12'49.036
9	17.505	33.360	24.256	18.043	1'33.164	298,3	14:14'22.200
10	17.574	33.322	24.354	17.660	1'32.910	286,5	14:15'55.110
11	17.570	33.433	24.390	17.661	1'33.054	292,7	14:17'28.164
12	17.578	33.582	24.568	17.738	1'33.466	288,0	14:19'01.630
13	18.416	33.652	24.404	17.884	1'34.356	279,8	14:20'35.986
14	17.730	33.365	24.513	17.796	1'33.404	288,8	14:22'09.390
15	17.661	33.506	24.614	17.770	1'33.551	289,5	14:23'42.941
16	18.689	33.588	26.347	27.144	1'45.768P	218,6	14:25'28.709

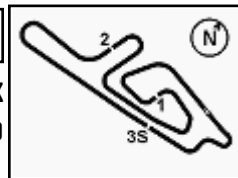
Last Passing Point FL at 14:25'28.709

RET 59 N. CANEPA [1'31.227]							
Lap	Seg1	Seg2	Seg3	Seg4	Lap Time	km/h	Local Time
1		33.773	24.029	17.542	1'37.011	273,4	14:01'49.272

21/09/2024 P = Pits In/Out - C = Lap Time Cancelled

These data/results cannot be reproduced, stored and/or transmitted in whole or in part by any manner of electronic, mechanical, photocopying, recording, broadcasting or otherwise now known or herein after developed without the previous express consent by the copyright owner, except for reproduction in daily press and regular printed publications on sale to the public within 60 days of the event related to those data/results and always provided that copyright symbol appears together as follows below.

© DORNA WSBK ORGANIZATION Srl 2024



Acerbis Italian Round, 20-22 September 2024

Best Laps & Speeds

Cremona Circuit 3.768 m

No.	Rider Bike	Nat	Best Lap		FP1		FP2		FP3		SP		RC1	
			LL	SPD	LL	SPD	LL	SPD	LL	SPD	LL	SPD	LL	SPD
1	11 N. BULEGA Ducati Panigale V4R	ITA	1'27.953 56 306,8				1'29.836 22 305,1	1'29.275 12 305,9	1'27.953 5 306,8	1'29.608 17 305,1				
2	29 A. IANNONE Ducati Panigale V4R	ITA	1'28.068 41 309,5			1'30.016 18 308,6	1'28.779 9 309,5	1'28.068 6 305,1	1'29.397 8 305,9					
3	9 D. PETRUCCI Ducati Panigale V4R	ITA	1'28.285 57 311,2			1'29.766 22 306,8	1'29.450 12 311,2	1'28.285 6 306,8	1'29.594 17 304,2					
4	22 A. LOWES Kawasaki ZX-10RR	GBR	1'28.310 55 304,2	1'37.765 1 275,5	1'29.685 21 304,2	1'29.383 12 304,2	1'28.310 5 303,4	1'29.670 16 301,7						
5	55 A. LOCATELLI Yamaha YZF R1	ITA	1'28.602 59 304,2	1'39.165 2 267,3	1'30.506 24 301,7	1'29.234 9 304,2	1'28.602 7 300,8	1'30.246 17 300,8						
6	14 S. LOWES Ducati Panigale V4R	GBR	1'28.615 44 301,7	1'36.007 12 274,1	1'30.582 13 299,2	1'31.071 6 300,8	1'28.615 8 301,7	1'30.230 5 292,7						
7	97 X. VIERGE Honda CBR1000 RR-R	ESP	1'28.752 55 306,8		1'30.359 20 306,8	1'29.593 10 306,8	1'28.752 8 306,8	1'30.068 17 305,1						
8	7 I. LECUONA Honda CBR1000 RR-R	ESP	1'28.845 56 306,8		1'30.047 21 306,8	1'29.100 12 306,8	1'28.845 6 303,4	1'30.130 17 304,2						
9	28 B. RAY Yamaha YZF R1	GBR	1'28.883 66 300,0	1'41.861 13 272,0	1'30.684 19 298,3	1'29.648 10 300,0	1'28.883 7 300,0	1'30.132 17 300,0						
10	53 T. RABAT Kawasaki ZX-10RR	ESP	1'28.921 45 308,6		1'29.976 24 308,6	1'29.933 13 306,8	1'28.921 8 304,2							
11	31 G. GERLOFF BMW M 1000 RR	USA	1'28.959 51 308,6		1'30.110 16 308,6	1'29.070 11 307,7	1'28.959 7 306,8	1'30.374 17 307,7						
12	47 A. BASSANI Kawasaki ZX-10RR	ITA	1'29.018 50 305,1		1'30.185 19 303,4	1'29.695 8 303,4	1'29.018 6 301,7	1'30.141 17 305,1						
13	1 A. BAUTISTA Ducati Panigale V4R	ESP	1'29.115 66 306,8	1'39.625 14 276,2	1'30.020 18 304,2	1'29.255 10 306,8	1'29.115 7 305,9	1'30.084 17 305,9						
14	37 M. REITERBERGER BMW M 1000 RR	GER	1'29.116 60 308,6	1'41.346 11 276,2	1'30.699 15 305,9	1'29.907 10 305,1	1'29.116 7 308,6	1'30.897 17 304,2						
15	45 S. REDDING BMW M 1000 RR	GBR	1'29.120 53 305,1		1'30.123 19 304,2	1'30.644 9 305,1	1'29.120 8 303,4	1'30.868 17 300,0						
16	87 R. GARDNER Yamaha YZF R1	AUS	1'29.310 53 303,4		1'30.622 19 300,0	1'29.536 10 303,4	1'29.310 7 301,7	1'30.603 17 301,7						
17	60 M. VAN DER MARK BMW M 1000 RR	NED	1'29.435 54 304,2	1 229,8	1'30.249 18 303,4	1'30.068 11 302,5	1'29.435 7 304,2	1'30.098 17 301,7						
18	21 M. RINALDI Ducati Panigale V4R	ITA	1'29.516 60 305,1	1'38.941 5 279,1	1'30.518 19 305,1	1'30.224 12 304,2	1'29.516 7 304,2	1'30.699 17 302,5						
19	52 A. DELBIANCO Yamaha YZF R1	ITA	1'29.685 46 300,0		1'30.906 14 298,3	1'29.685 10 299,2	1'30.295 5 300,0	1'31.446 17 296,7						
20	59 N. CANEPA Yamaha YZF R1	ITA	1'30.174 62 293,5	1'41.801 15 262,8	1'31.724 20 293,5	1'30.501 9 293,5	1'30.174 5 291,1	1'31.227 13 291,9						
21	17 M. FRITZ Yamaha YZF R1	GER	1'30.195 75 298,3	1'42.537 15 267,3	1'31.954 25 295,9	1'30.754 11 298,3	1'30.195 7 297,5	1'31.747 17 296,7						
22	5 P. OETTL Yamaha YZF R1	GER	1'30.227 53 300,0		1'31.826 19 296,7	1'30.627 9 299,2	1'30.227 8 300,0	1'31.419 17 298,3						
23	95 T. MACKENZIE Honda CBR1000 RR-R	GBR	1'30.243 47 300,8		1'31.709 15 298,3	1'30.560 9 300,0	1'30.243 7 300,8	1'31.549 16 300,8						
24	46 T. BRIDEWELL Honda CBR1000 RR-R	GBR	1'30.615 54 300,0	1'42.668 7 264,7	1'31.942 15 298,3	1'30.978 8 300,0	1'30.615 7 298,3	1'31.711 17 295,9						
25	75 I. LOPES Honda CBR1000 RR-R	POR	1'30.853 66 300,0	1'45.897 16 265,4	1'32.747 16 298,3	1'31.408 10 300,0	1'30.853 7 299,2	1'32.299 17 297,5						

21/09/2024
These data/results cannot be reproduced, stored and/or transmitted in whole or in part by any manner of electronic, mechanical, photocopying, recording, broadcasting or otherwise now known or herein after developed without the previous express consent by the copyright owner, except for reproduction in daily press and regular printed publications on sale to the public within 60 days of the event related to those data/results and always provided that copyright symbol appears together as follows below.
© DORNA WSBK ORGANIZATION Srl 2024



Acerbis Italian Round, 20-22 September 2024

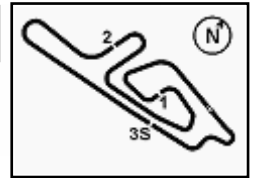
Fastest Laps Race 1

	No.	Rider	Nat	Team	Bike	Class	Lap	Time	Gap
1	29	A. IANNONE	ITA	Team GoEleven	Ducati Panigale V4R	IND	2	1'29.397	
2	9	D. PETRUCCI	ITA	Barni Spark Racing Team	Ducati Panigale V4R	IND	3	1'29.594	0.197
3	11	N. BULEGA	ITA	Aruba.it Racing - Ducati	Ducati Panigale V4R		2	1'29.608	0.211
4	22	A. LOWES	GBR	Kawasaki Racing Team WorldSBK	Kawasaki ZX-10RR		3	1'29.670	0.273
5	97	X. VIERGE	ESP	Team HRC	Honda CBR1000 RR-R		2	1'30.068	0.671
6	1	A. BAUTISTA	ESP	Aruba.it Racing - Ducati	Ducati Panigale V4R		15	1'30.084	0.687
7	60	M. VAN DER MARK	NED	ROKIT BMW Motorrad WorldSBK Team	BMW M 1000 RR		2	1'30.098	0.701
8	7	I. LECUONA	ESP	Team HRC	Honda CBR1000 RR-R		3	1'30.130	0.733
9	28	B. RAY	GBR	Yamaha Motoxrcing WorldSBK Team	Yamaha YZF R1	IND	2	1'30.132	0.735
10	47	A. BASSANI	ITA	Kawasaki Racing Team WorldSBK	Kawasaki ZX-10RR		2	1'30.141	0.744
11	14	S. LOWES	GBR	ELF Marc VDS Racing Team	Ducati Panigale V4R	IND	3	1'30.230	0.833
12	55	A. LOCATELLI	ITA	Pata Prometeon Yamaha	Yamaha YZF R1		2	1'30.246	0.849
13	31	G. GERLOFF	USA	Bonovo Action BMW	BMW M 1000 RR		2	1'30.374	0.977
14	87	R. GARDNER	AUS	GYTR GRT Yamaha WorldSBK Team	Yamaha YZF R1		4	1'30.603	1.206
15	21	M. RINALDI	ITA	Team Motocorsa Racing	Ducati Panigale V4R	IND	3	1'30.699	1.302
16	45	S. REDDING	GBR	Bonovo Action BMW	BMW M 1000 RR		2	1'30.868	1.471
17	37	M. REITERBERGER	GER	ROKIT BMW Motorrad WorldSBK Team	BMW M 1000 RR		17	1'30.897	1.500
18	59	N. CANEPA	ITA	Pata Prometeon Yamaha	Yamaha YZF R1		2	1'31.227	1.830
19	5	P. OETTL	GER	GMT94 Yamaha	Yamaha YZF R1	IND	3	1'31.419	2.022
20	52	A. DELBIANCO	ITA	Yamaha Motoxrcing WorldSBK Team	Yamaha YZF R1	IND	9	1'31.446	2.049
21	95	T. MACKENZIE	GBR	PETRONAS MIE Racing Honda	Honda CBR1000 RR-R	IND	3	1'31.549	2.152
22	46	T. BRIDEWELL	GBR	Honda Racing UK	Honda CBR1000 RR-R	IND	2	1'31.711	2.314
23	17	M. FRITZ	GER	GYTR GRT Yamaha WorldSBK Team	Yamaha YZF R1		2	1'31.747	2.350
24	75	I. LOPES	POR	PETRONAS MIE Racing Honda	Honda CBR1000 RR-R	IND	6	1'32.299	2.902

21/09/2024

These data/results cannot be reproduced, stored and/or transmitted in whole or in part by any manner of electronic, mechanical, photocopying, recording, broadcasting or otherwise now known or herein after developed without the previous express consent by the copyright owner, except for reproduction in daily press and regular printed publications on sale to the public within 60 days of the event related to those data/results and always provided that copyright symbol appears together as follows below.

© DORNA WSBK ORGANIZATION Srl 2024

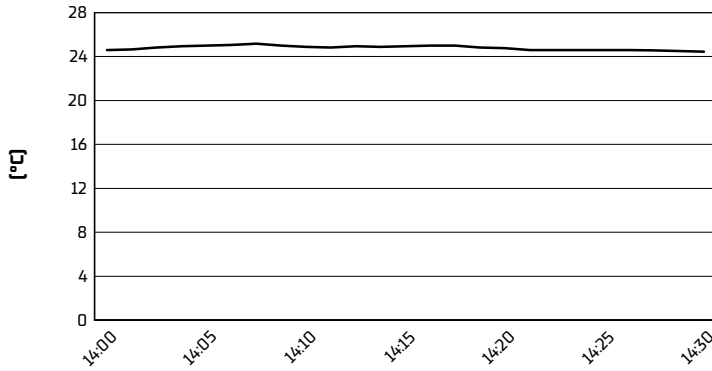


Cremona Circuit 3.768 m

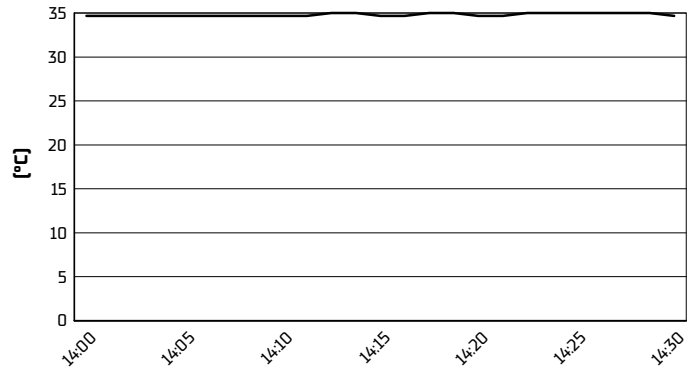
Acerbis Italian Round, 20-22 September 2024
Weather Report Race 1

Session started 14:00 - Session ended 14:30

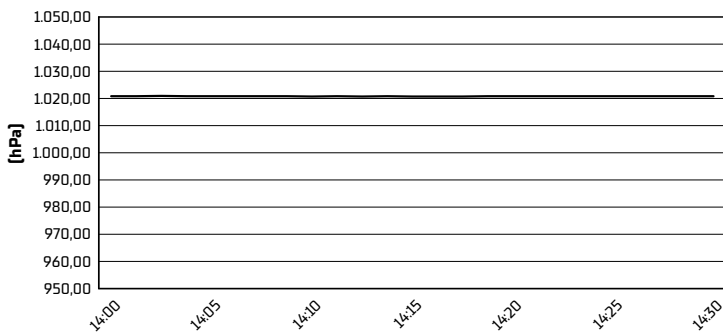
Air Temperature



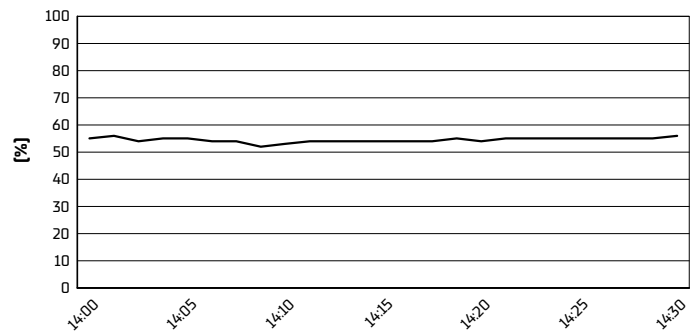
Track Temperature



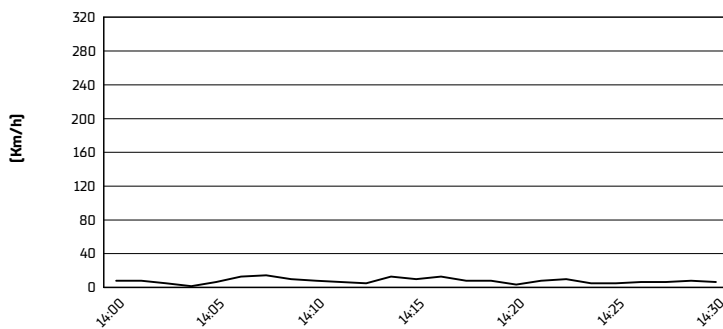
Air Pressure



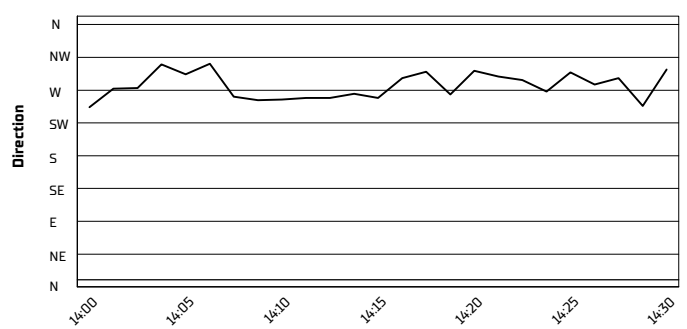
Humidity



Wind Speed



Wind Direction



21/09/2024

These data/results cannot be reproduced, stored and/or transmitted in whole or in part by any manner of electronic, mechanical, photocopying, recording, broadcasting or otherwise now known or herein after developed without the previous express consent by the copyright owner, except for reproduction in daily press and regular printed publications on sale to the public within 60 days of the event related to those data/results and always provided that copyright symbol appears together as follows below.

© DORNA WSBK ORGANIZATION Srl 2024