

Acerbis Italian Round, 20-22 September 2024
Chronological Analysis Race 1

Start at 14:00'12.261

1 / 4

1° 9 D. PETRUCCI [1'29.594]								4° 7 I. LECUONA [1'30.130]							
Lap	Seg1	Seg2	Seg3	Seg4	Lap Time	km/h	Local Time	Lap	Seg1	Seg2	Seg3	Seg4	Lap Time	km/h	Local Time
1		32.791	23.544	17.059	1'33.525	288,8	14:01'45.786	1		32.816	23.812	17.152	1'34.518	286,5	14:01'46.779
2	16.671	32.430	23.703	16.870	1'29.674	299,2	14:03'15.460	2	16.898	32.396	23.781	17.068	1'30.143	295,1	14:03'16.922
3	16.696	32.244	23.550	17.104	1'29.594	291,1	14:04'45.054	3	16.922	32.478	23.662	17.068	1'30.130	301,7	14:04'47.052
4	17.042	32.561	23.426	17.023	1'30.052	304,2	14:06'15.106	4	16.868	32.544	23.717	17.193	1'30.322	293,5	14:06'17.374
5	16.918	32.384	23.667	17.063	1'30.032	295,9	14:07'45.138	5	17.246	32.581	23.811	17.059	1'30.697	303,4	14:07'48.071
6	16.907	32.503	23.750	17.125	1'30.285	298,3	14:09'15.423	6	17.038	32.609	23.737	17.064	1'30.448	302,5	14:09'18.519
7	16.972	32.528	23.676	17.023	1'30.199	299,2	14:10'45.622	7	16.978	32.653	23.816	17.028	1'30.475	300,8	14:10'48.994
8	16.908	32.491	23.803	17.046	1'30.248	299,2	14:12'15.870	8	17.042	32.611	23.694	17.145	1'30.492	304,2	14:12'19.486
9	16.864	32.412	23.744	17.082	1'30.102	298,3	14:13'45.972	9	17.121	32.640	23.887	17.080	1'30.728	304,2	14:13'50.214
10	16.884	32.649	23.696	17.037	1'30.266	297,5	14:15'16.238	10	17.050	32.702	23.893	17.091	1'30.736	299,2	14:15'20.950
11	16.961	32.580	23.792	17.116	1'30.449	300,0	14:16'46.687	11	17.031	33.031	23.869	16.996	1'30.927	303,4	14:16'51.877
12	16.943	32.644	23.817	17.033	1'30.437	298,3	14:18'17.124	12	17.041	32.710	23.961	17.096	1'30.808	299,2	14:18'22.685
13	17.039	32.647	23.808	17.146	1'30.640	299,2	14:19'47.764	13	17.093	32.643	23.922	17.060	1'30.718	300,0	14:19'53.403
14	16.943	32.503	23.875	17.033	1'30.354	298,3	14:21'18.118	14	17.039	32.576	23.965	17.025	1'30.605	300,0	14:21'24.008
15	16.883	32.507	23.704	17.070	1'30.164	300,0	14:22'48.282	15	16.957	32.553	23.928	16.993	1'30.431	300,0	14:22'54.439
16	16.894	32.568	23.736	17.005	1'30.203	300,0	14:24'18.485	16	17.140	32.479	23.933	17.186	1'30.738	297,5	14:24'25.177
17	16.880	32.548	23.669	17.117	1'30.214	300,0	14:25'48.699	17	17.086	32.663	23.791	17.169	1'30.709	300,8	14:25'55.886
18	16.989	32.625	23.736			300,8		18	17.075	32.722	23.949			303,4	

Last Passing Point I3 at 14:27'02.049

Last Passing Point I3 at 14:27'09.632

2° 11 N. BULEGA [1'29.608]								5° 47 A. BASSANI [1'30.141]							
Lap	Seg1	Seg2	Seg3	Seg4	Lap Time	km/h	Local Time	Lap	Seg1	Seg2	Seg3	Seg4	Lap Time	km/h	Local Time
1		32.306	23.519	16.998	1'32.403	301,7	14:01'44.664	1		33.103	23.574	17.318	1'34.846	285,0	14:01'47.107
2	16.884	32.122	23.465	17.137	1'29.608	305,1	14:03'14.272	2	16.876	32.372	23.583	17.310	1'30.141	292,7	14:03'17.248
3	17.045	32.724	23.710	17.133	1'30.612	289,5	14:04'44.884	3	17.033	32.443	23.571	17.310	1'30.357	279,1	14:04'47.605
4	17.102	32.488	23.750	17.286	1'30.626	300,8	14:06'15.510	4	17.061	32.498	23.642	17.173	1'30.374	286,5	14:06'17.979
5	16.979	32.449	23.819	17.259	1'30.506	290,3	14:07'46.016	5	17.102	32.667	23.629	17.257	1'30.655	305,1	14:07'48.634
6	17.035	32.368	23.582	17.249	1'30.234	295,9	14:09'16.250	6	17.061	32.588	23.822	17.078	1'30.549	295,9	14:09'19.183
7	17.089	32.433	23.626	17.148	1'30.296	292,7	14:10'46.546	7	17.028	32.567	23.634	17.089	1'30.318	295,1	14:10'49.501
8	17.103	32.348	23.540	17.137	1'30.128	296,7	14:12'16.674	8	17.195	32.663	23.690	17.136	1'30.684	296,7	14:12'20.185
9	16.991	32.406	23.510	17.082	1'29.989	300,0	14:13'46.663	9	17.115	32.670	23.761	17.124	1'30.670	299,2	14:13'50.855
10	17.067	32.383	23.553	17.195	1'30.198	303,4	14:15'16.861	10	17.205	32.632	23.708	17.219	1'30.764	293,5	14:15'21.619
11	17.060	32.519	23.549	17.166	1'30.294	300,8	14:16'47.155	11	17.045	32.765	23.759	17.352	1'30.921	292,7	14:16'52.540
12	17.028	32.535	23.588	17.347	1'30.498	288,8	14:18'17.653	12	17.213	32.801	23.744	17.305	1'31.063	286,5	14:18'23.603
13	17.141	32.601	23.743	17.180	1'30.665	300,8	14:19'48.318	13	17.418	32.723	23.708	17.504	1'31.353	288,8	14:19'54.956
14	17.037	32.540	23.871	17.259	1'30.707	301,7	14:21'19.025	14	17.204	32.699	23.795	17.140	1'30.838	298,3	14:21'25.794
15	17.057	32.522	23.724	17.214	1'30.517	300,8	14:22'49.542	15	17.148	32.662	23.754	17.185	1'30.749	291,1	14:22'56.543
16	17.174	32.542	23.753	17.219	1'30.688	297,5	14:24'20.230	16	17.159	32.624	23.773	17.331	1'30.887	285,7	14:24'27.430
17	17.179	32.586	23.683	17.246	1'30.694	298,3	14:25'50.924	17	17.201	32.760	23.795	17.266	1'31.022	300,0	14:25'58.452
18	17.205	32.710	23.800			300,8		18	17.161	32.693	23.868			297,5	

Last Passing Point I3 at 14:27'04.639

Last Passing Point I3 at 14:27'12.174

3° 1 A. BAUTISTA [1'30.084]								6° 97 X. VIERGE [1'30.068]							
Lap	Seg1	Seg2	Seg3	Seg4	Lap Time	km/h	Local Time	Lap	Seg1	Seg2	Seg3	Seg4	Lap Time	km/h	Local Time
1		33.567	23.546	17.484	1'35.949	272,0	14:01'48.210	1		32.812	23.571	17.167	1'34.138	291,9	14:01'46.399
2	17.123	32.716	23.488	17.255	1'30.582	276,9	14:03'18.792	2	16.820	32.337	23.734	17.177	1'30.068	301,7	14:03'16.467
3	16.988	32.661	23.580	17.311	1'30.540	291,9	14:04'49.332	3	16.881	32.433	23.740	17.133	1'30.187	297,5	14:04'46.654
4	17.292	32.649	23.516	17.068	1'30.525	293,5	14:06'19.857	4	16.947	32.504	23.776	17.108	1'30.335	296,7	14:06'16.989
5	16.958	32.594	23.606	17.117	1'30.275	296,7	14:07'50.132	5	16.906	32.598	23.855	17.077	1'30.436	300,8	14:07'47.425
6	17.077	32.851	23.900	17.055	1'30.883	297,5	14:09'21.015	6	16.939	32.677	23.852	17.258	1'30.726	291,1	14:09'18.151
7	17.060	32.648	23.580	17.014	1'30.302	300,8	14:10'51.317	7	16.993	32.698	23.881	17.059	1'30.631	303,4	14:10'48.782
8	16.999	32.600	23.576	17.162	1'30.337	302,5	14:12'21.654	8	17.041	32.573	23.864	17.118	1'30.596	299,2	14:12'19.378
9	16.997	32.687	23.457	17.102	1'30.243	296,7	14:13'51.897	9	17.031	32.687	23.842	17.040	1'30.600	305,1	14:13'49.978
10	17.089	32.720	23.459	17.530	1'30.798	296,7	14:15'22.695	10	17.055	32.746	24.168	17.308	1'31.277	284,2	14:15'21.255
11	17.282	32.657	23.570	17.096	1'30.605	295,1	14:16'53.300	11	17.024	32.898	23.878	17.266	1'31.066	296,7	14:16'52.321
12	16.982	32.648	23.556	17.242	1'30.428	289,5	14:18'23.728	12	17.150	32.855	23.864	17.129	1'30.998	303,4	14:18'23.319
13	17.080	32.630	23.601	17.119	1'30.430	292,7	14:19'54.158	13	17.122	32.724	23.958	17.444	1'31.248	277,6	14:19'54.567
14	17.056	32.586	23.802	17.124	1'30.568	299,2	14:21'24.726	14	17.104	32.646	23.879	17.120	1'30.749	300,8	14:21'25.316
15	16.991	32.439	23.548	17.106	1'30.084	301,7	14:22'54.810	15	17.111	32.641	23.892	17.265	1'30.909	285,7	14:22'56.225
16	16.982	32.497	23.653	17.000	1'30.132	301,7	14:24'24.942	16	17.100	32.660	23.838	17.192	1'30.790	302,5	14:24'27.015
17	16.971	32.613	23.572	17.088	1'30.244	304,2	14:25'55.186	17	17.215	32.821	23.918	17.179	1'31.133	303,4	14:25'58.148
18	16.991	32.619	23.636			305,9		18	17.236	32.769	24.107			285,7	

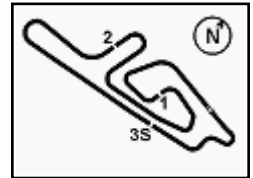
Last Passing Point I3 at 14:27'08.432

Last Passing Point I3 at 14:27'12.260

21/09/2024 P = Pits In/Dut - C = Lap Time Cancelled

These data/results cannot be reproduced, stored and/or transmitted in whole or in part by any manner of electronic, mechanical, photocopying, recording, broadcasting or otherwise now known or herein after developed without the previous express consent by the copyright owner, except for reproduction in daily press and regular printed publications on sale to the public within 60 days of the event related to those data/results and always provided that copyright symbol appears together as follows below.

© DORNA WSBK ORGANIZATION Srl 2024



Acerbis Italian Round, 20-22 September 2024
Chronological Analysis Race 1

Start at 14:00'12.261

2 / 4

7° 60 M. VAN DER MARK (1'30.098)								10° 87 R. GARDNER (1'30.603)							
Lap	Seg1	Seg2	Seg3	Seg4	Lap Time	km/h	Local Time	Lap	Seg1	Seg2	Seg3	Seg4	Lap Time	km/h	Local Time
1		33.253	23.618	17.373	1'35.302	274,8	14:01'47.563	1		33.667	24.017	17.684	1'36.821	271,4	14:01'49.082
2	16.917	32.394	23.664	17.123	1'30.098	291,1	14:03'17.661	2	17.093	32.720	23.878	17.224	1'30.915	284,2	14:03'19.997
3	16.907	32.456	23.642	17.203	1'30.208	293,5	14:04'47.869	3	17.022	32.513	23.888	17.271	1'30.694	300,0	14:04'50.691
4	16.992	32.602	23.641	17.157	1'30.392	289,5	14:06'18.261	4	17.061	32.631	23.816	17.095	1'30.603	301,7	14:06'21.294
5	17.098	32.682	23.746	17.239	1'30.765	286,5	14:07'49.026	5	17.022	32.795	23.931	17.267	1'31.015	291,1	14:07'52.309
6	17.167	32.683	23.717	17.132	1'30.699	298,3	14:09'19.725	6	17.060	32.668	23.882	17.189	1'30.799	300,0	14:09'23.108
7	17.165	32.643	23.709	17.072	1'30.589	300,0	14:10'50.314	7	16.975	32.720	23.992	17.110	1'30.797	300,8	14:10'53.905
8	17.073	32.604	23.846	17.184	1'30.707	301,7	14:12'21.021	8	17.009	33.037	23.899	17.079	1'31.024	300,8	14:12'24.929
9	17.099	32.648	23.775	17.080	1'30.602	298,3	14:13'51.623	9	17.097	32.951	23.906	17.099	1'31.053	299,2	14:13'55.982
10	17.179	32.589	23.772	17.454	1'30.994	298,3	14:15'22.617	10	17.214	32.875	23.906	17.309	1'31.304	291,9	14:15'22.286
11	17.481	32.813	23.691	17.134	1'31.119	300,8	14:16'53.736	11	17.117	32.739	24.073	17.327	1'31.256	290,3	14:16'58.542
12	17.032	32.697	23.787	17.078	1'30.594	295,9	14:18'24.330	12	17.254	32.766	23.995	17.132	1'31.147	300,0	14:18'29.689
13	17.229	32.686	23.727	17.187	1'30.829	295,9	14:19'55.159	13	17.172	32.652	23.997	17.020	1'30.841	297,5	14:20'00.530
14	17.299	32.757	23.763	17.145	1'30.964	298,3	14:21'26.123	14	17.111	32.793	24.017	17.141	1'31.062	299,2	14:21'31.592
15	17.178	32.780	23.792	17.146	1'30.896	294,3	14:22'57.019	15	17.196	32.725	24.067	17.086	1'31.074	296,7	14:23'02.666
16	17.149	32.647	23.899	17.145	1'30.840	292,7	14:24'27.859	16	17.213	32.948	24.012	17.111	1'31.284	297,5	14:24'33.950
17	17.152	32.722	23.747	17.222	1'30.843	291,1	14:25'58.702	17	17.270	32.731	23.957	17.328	1'31.286	294,3	14:26'05.236
18	17.190	32.780						18	17.241	32.931					

Last Passing Point I2.1 at 14:27'07.398

Last Passing Point I2 at 14:26'55.408

8° 31 G. GERLOFF (1'30.374)								11° 28 B. RAY (1'30.132)							
Lap	Seg1	Seg2	Seg3	Seg4	Lap Time	km/h	Local Time	Lap	Seg1	Seg2	Seg3	Seg4	Lap Time	km/h	Local Time
1		33.489	23.677	17.723	1'35.871	263,4	14:01'48.132	1		32.859	23.775	17.330	1'34.289	291,9	14:01'46.550
2	16.979	32.622	23.602	17.171	1'30.374	297,5	14:03'18.506	2	16.820	32.336	23.849	17.127	1'30.132	297,5	14:03'16.682
3	16.880	32.842	23.759	17.310	1'30.791	304,2	14:04'49.297	3	16.850	32.657	23.879	17.288	1'30.674	283,5	14:04'47.356
4	17.063	32.725	23.760	17.314	1'30.862	287,2	14:06'20.159	4	16.894	32.576	23.815	17.092	1'30.377	292,7	14:06'17.733
5	16.872	32.795	23.818	17.118	1'30.603	305,1	14:07'50.762	5	17.036	32.709	23.964	17.374	1'31.083	283,5	14:07'48.816
6	17.015	32.798	23.827	17.356	1'30.996	280,5	14:09'21.758	6	18.042	33.065	24.175	17.212	1'32.494	287,2	14:09'21.310
7	16.959	32.721	23.580	17.427	1'30.687	300,0	14:10'52.445	7	17.034	32.716	23.948	17.277	1'30.975	291,9	14:10'52.285
8	17.065	32.809	23.824	17.221	1'30.919	307,7	14:12'23.364	8	17.082	32.706	24.159	17.316	1'31.263	291,1	14:12'23.548
9	17.002	32.660	23.726	17.190	1'30.578	305,9	14:13'53.942	9	17.079	32.924	24.622	17.419	1'32.044	300,0	14:13'55.592
10	17.066	32.686	23.808	17.196	1'30.756	300,0	14:15'24.698	10	17.180	32.745	23.984	17.317	1'31.226	295,9	14:15'26.818
11	17.087	32.996	23.863	17.259	1'31.205	302,5	14:16'55.903	11	17.189	32.931	24.076	17.210	1'31.406	295,9	14:16'58.224
12	17.007	32.793	23.916	17.212	1'30.928	300,8	14:18'26.831	12	17.046	32.722	24.013	17.057	1'30.838	295,9	14:18'29.062
13	17.113	32.699	23.859	17.141	1'30.812	300,0	14:19'57.643	13	17.086	32.727	24.041	17.135	1'30.989	297,5	14:20'00.051
14	17.057	32.661	23.857	17.152	1'30.727	301,7	14:21'28.370	14	17.033	32.854	24.166	17.157	1'31.200	297,5	14:21'31.251
15	17.095	32.785	23.791	17.113	1'30.784	303,4	14:22'59.154	15	17.118	32.684	24.145	17.167	1'31.114	299,2	14:23'02.365
16	16.983	32.672	23.776	17.130	1'30.561	303,4	14:24'29.715	16	17.362	32.921	24.294	17.432	1'32.009	282,7	14:24'34.374
17	17.085	32.698	23.652	17.276	1'30.711	305,1	14:26'00.426	17	17.271	32.732	24.088	17.225	1'31.316	295,1	14:26'05.690
18	17.014	32.790						18	17.184	32.892					

Last Passing Point I2.1 at 14:27'08.811

Last Passing Point I2 at 14:26'55.766

9° 21 M. RINALDI (1'30.699)								12° 55 A. LOCATELLI (1'30.246)							
Lap	Seg1	Seg2	Seg3	Seg4	Lap Time	km/h	Local Time	Lap	Seg1	Seg2	Seg3	Seg4	Lap Time	km/h	Local Time
1		33.487	23.828	17.727	1'36.243	262,8	14:01'48.504	1		32.780	23.805	16.885	1'33.258	291,1	14:01'45.519
2	17.112	32.765	23.622	17.389	1'30.888	287,2	14:03'19.392	2	16.741	32.517	23.835	17.153	1'30.246	296,7	14:03'15.765
3	16.978	32.628	23.748	17.345	1'30.699	294,3	14:04'50.091	3	16.791	32.678	23.803	16.984	1'30.256	294,3	14:04'46.021
4	17.077	32.661	23.720	17.424	1'30.882	294,3	14:06'20.973	4	16.920	32.718	23.810	16.995	1'30.443	297,5	14:06'16.464
5	17.046	32.750	23.794	17.242	1'30.832	300,0	14:07'51.805	5	16.931	32.768	23.949	16.943	1'30.591	299,2	14:07'47.055
6	17.029	32.697	23.751	17.240	1'30.717	301,7	14:09'22.522	6	16.974	32.683	23.848	16.999	1'30.504	299,2	14:09'17.559
7	17.091	32.689	23.776	17.195	1'30.751	302,5	14:10'53.273	7	16.955	32.682	24.107	16.943	1'30.687	299,2	14:10'48.246
8	17.079	32.788	23.792	17.216	1'30.875	298,3	14:12'24.148	8	16.966	32.689	23.968	16.917	1'30.540	300,8	14:12'18.786
9	17.112	32.828	23.805	17.197	1'30.942	301,7	14:13'55.090	9	16.958	32.744	23.975	17.008	1'30.685	297,5	14:13'49.471
10	17.048	32.725	23.812	17.217	1'30.802	301,7	14:15'25.892	10	17.005	32.903	24.002	17.103	1'31.013	298,3	14:15'20.484
11	17.049	32.824	23.842	17.260	1'30.975	301,7	14:16'56.867	11	17.129	32.836	24.001	16.939	1'30.905	297,5	14:16'51.389
12	17.095	32.743	23.859	17.246	1'30.943	300,8	14:18'27.810	12	17.050	32.984	24.200	17.314	1'31.548	288,8	14:18'22.937
13	17.191	32.985	23.944	17.324	1'31.444	297,5	14:19'59.254	13	17.084	32.805	24.006	16.982	1'30.877	296,7	14:19'53.814
14	17.135	32.955	23.990	17.280	1'31.360	300,0	14:21'30.614	14	17.048	32.742	24.119	17.224	1'31.133	293,5	14:21'24.947
15	17.154	32.798	24.112	17.356	1'31.420	299,2	14:23'02.034	15	17.044	32.760	23.989	17.096	1'30.889	299,2	14:22'55.836
16	17.440	32.888	24.022	17.365	1'31.715	298,3	14:24'33.749	16	17.063	32.702	24.265	17.356	1'31.386	288,0	14:24'27.222
17	17.195	32.764	23.961	17.427	1'31.347	297,5	14:26'05.096	17	17.146	32.868	23.943	25.985	1'39.942	300,0	14:26'07.164
18	17.272	32.852						18	17.230	32.776					

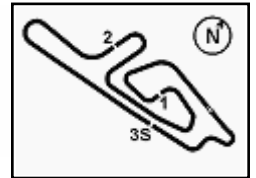
Last Passing Point I2 at 14:26'55.220

Last Passing Point I2 at 14:26'57.170

21/09/2024 P = Pits In/Out - C = Lap Time Cancelled

These data/results cannot be reproduced, stored and/or transmitted in whole or in part by any manner of electronic, mechanical, photocopying, recording, broadcasting or otherwise now known or herein after developed without the previous express consent by the copyright owner, except for reproduction in daily press and regular printed publications on sale to the public within 60 days of the event related to those data/results and always provided that copyright symbol appears together as follows below.

© DORNA WSBK ORGANIZATION Srl 2024



Acerbis Italian Round, 20-22 September 2024
Chronological Analysis Race 1

Start at 14:00'12.261

13° 45 S. REDDING [1'30.868]								16° 5 P. OETTL [1'31.419]							
Lap	Seg1	Seg2	Seg3	Seg4	Lap Time	km/h	Local Time	Lap	Seg1	Seg2	Seg3	Seg4	Lap Time	km/h	Local Time
1		33.678	23.834	17.440	1'36.504	281,3	14:01'48.765	1		33.968	25.388	17.981	1'39.130	267,3	14:01'51.391
2	17.028	32.803	23.854	17.183	1'30.868	287,2	14:03'19.633	2	17.302	33.002	24.043	17.293	1'31.640	294,3	14:03'23.031
3	17.018	33.300	23.976	17.353	1'31.647	293,5	14:04'51.280	3	17.234	32.871	24.022	17.292	1'31.419	290,3	14:04'54.450
4	17.127	33.207	24.105	17.307	1'31.746	295,9	14:06'23.026	4	17.220	33.066	24.009	17.535	1'31.830	284,2	14:06'26.280
5	17.328	34.022	24.240	17.350	1'32.940	289,5	14:07'55.966	5	17.337	33.203	24.082	17.450	1'32.072	279,1	14:07'58.352
6	17.211	33.135	24.040	17.281	1'31.667	295,9	14:09'27.633	6	17.803	33.119	24.062	17.270	1'32.254	287,2	14:09'30.606
7	17.174	33.008	24.112	17.375	1'31.669	295,9	14:10'59.302	7	17.337	33.052	24.089	17.315	1'31.793	288,0	14:11'02.399
8	17.277	33.257	24.163	17.229	1'31.926	297,5	14:12'31.228	8	17.389	33.056	24.106	17.721	1'32.272	270,0	14:12'34.671
9	17.128	33.112	24.051	17.307	1'31.598	292,7	14:14'02.826	9	17.333	33.293	24.145	17.383	1'32.154	285,7	14:14'06.825
10	17.227	33.040	24.207	17.403	1'31.877	279,8	14:15'34.703	10	17.353	33.227	24.107	17.298	1'31.985	298,3	14:15'38.810
11	17.272	33.083	24.038	17.227	1'31.620	295,1	14:17'06.323	11	17.442	33.110	24.116	17.313	1'31.981	296,7	14:17'10.791
12	17.387	33.018	24.078	17.093	1'31.576	299,2	14:18'37.899	12	17.321	33.192	24.187	17.274	1'31.974	293,5	14:18'42.765
13	17.107	32.961	24.189	17.231	1'31.488	296,7	14:20'09.387	13	17.407	33.220	24.397	17.341	1'32.365	289,5	14:20'15.130
14	17.207	32.957	24.121	17.204	1'31.489	298,3	14:21'40.876	14	17.374	33.024	24.314	17.236	1'31.948	293,5	14:21'47.078
15	17.103	32.817	24.082	17.144	1'31.146	299,2	14:23'12.022	15	17.362	33.145	24.273	17.344	1'32.124	291,9	14:23'19.202
16	17.106	32.872	24.093	17.352	1'31.423	300,0	14:24'43.445	16	17.283	33.094	24.293	17.314	1'31.984	293,5	14:24'51.186
17	17.116	32.884	24.110	17.154	1'31.264	299,2	14:26'14.709	17	17.335	33.209	24.313	17.327	1'32.184	294,3	14:26'23.370
18	17.177	32.952						18	17.456						

Last Passing Point I2 at 14:27'04.838

Last Passing Point I1.1 at 14:26'55.560

14° 37 M. REITERBERGER [1'30.897]								17° 17 M. FRITZ [1'31.747]							
Lap	Seg1	Seg2	Seg3	Seg4	Lap Time	km/h	Local Time	Lap	Seg1	Seg2	Seg3	Seg4	Lap Time	km/h	Local Time
1		34.076	24.631	17.592	1'38.528	272,0	14:01'50.789	1		34.300	24.263	17.378	1'37.848	283,5	14:01'50.109
2	17.136	34.706	23.873	17.311	1'33.026	302,5	14:03'23.815	2	17.134	33.025	24.291	17.297	1'31.747	284,2	14:03'21.856
3	16.985	34.248	23.955	17.619	1'32.807	303,4	14:04'56.622	3	17.084	33.033	24.326	17.647	1'32.090	274,8	14:04'53.946
4	17.651	33.051	24.003	17.106	1'31.811	302,5	14:06'28.433	4	17.228	33.161	24.161	17.534	1'32.084	279,8	14:06'26.030
5	17.023	32.939	23.810	17.338	1'31.110	304,2	14:07'59.543	5	17.091	33.078	24.209	17.392	1'31.770	294,3	14:07'57.800
6	17.257	33.094	23.900	17.230	1'31.481	300,8	14:09'31.024	6	17.060	33.207	24.262	17.448	1'31.977	286,5	14:09'29.777
7	17.235	33.354	23.840	17.289	1'31.718	294,3	14:11'02.742	7	17.221	33.229	24.196	17.503	1'32.149	296,7	14:11'01.926
8	17.265	33.056	23.854	17.588	1'31.763	287,2	14:12'34.505	8	17.178	33.244	24.426	17.594	1'32.442	276,9	14:12'34.368
9	17.181	33.283	24.036	17.233	1'31.733	303,4	14:14'06.238	9	17.155	33.288	24.194	17.607	1'32.244	288,8	14:14'06.612
10	17.202	32.823	23.913	17.372	1'31.310	299,2	14:15'37.548	10	17.174	33.319	24.395	17.647	1'32.535	288,8	14:15'39.147
11	17.254	33.120	24.580	17.286	1'32.240	300,8	14:17'09.788	11	17.392	33.592	24.303	17.549	1'32.836	282,0	14:17'11.983
12	17.119	32.790	23.915	17.212	1'31.036	300,8	14:18'40.824	12	17.187	33.381	24.270	17.357	1'32.195	291,1	14:18'44.178
13	17.087	32.868	24.021	17.157	1'31.133	300,0	14:20'11.957	13	17.233	33.278	24.297	17.405	1'32.213	288,0	14:20'16.391
14	17.142	32.875	23.972	17.250	1'31.239	291,9	14:21'43.196	14	17.093	33.335	24.357	17.361	1'32.146	287,2	14:21'48.537
15	17.175	32.915	23.928	17.213	1'31.231	301,7	14:23'14.427	15	17.169	33.276	24.442	17.473	1'32.360	288,0	14:23'20.897
16	17.055	32.775	23.941	17.177	1'30.948	303,4	14:24'45.375	16	17.125	33.339	24.385	17.562	1'32.411	291,9	14:24'53.308
17	17.078	32.798	23.949	17.072	1'30.897	303,4	14:26'16.272	17	17.290	33.323	24.329	17.438	1'32.380	294,3	14:26'25.688
18	16.996	32.906						18	17.372						

Last Passing Point I2 at 14:27'06.174

Last Passing Point I1.1 at 14:26'57.919

15° 52 A. DELBIANCO [1'31.446]								18° 46 T. BRIDEWELL [1'31.711]							
Lap	Seg1	Seg2	Seg3	Seg4	Lap Time	km/h	Local Time	Lap	Seg1	Seg2	Seg3	Seg4	Lap Time	km/h	Local Time
1		34.447	24.506	17.716	1'38.704	266,0	14:01'50.965	1		33.972	24.762	17.732	1'38.365	276,2	14:01'50.626
2	17.193	33.065	24.709	17.290	1'32.257	280,5	14:03'23.222	2	17.204	33.015	24.114	17.378	1'31.711	288,8	14:03'22.337
3	17.193	32.916	24.173	17.333	1'31.615	287,2	14:04'54.837	3	17.203	32.889	24.220	17.477	1'31.789	282,7	14:04'54.126
4	17.107	32.986	24.204	17.535	1'31.832	281,3	14:06'26.669	4	17.291	33.067	24.241	17.798	1'32.397	284,2	14:06'26.523
5	17.310	33.207	24.038	17.438	1'31.993	283,5	14:07'58.662	5	17.327	35.009	24.300	17.373	1'34.009	291,9	14:08'00.532
6	17.343	33.008	24.054	17.287	1'31.692	294,3	14:09'30.354	6	17.318	34.772	24.377	17.427	1'33.894	293,5	14:09'34.426
7	17.187	32.975	24.182	17.337	1'31.681	295,1	14:11'02.035	7	17.422	33.003	24.293	17.350	1'32.068	293,5	14:11'06.494
8	17.277	33.206	24.195	17.183	1'31.861	295,9	14:12'33.896	8	17.407	33.256	24.408	17.444	1'32.515	286,5	14:12'39.009
9	17.138	32.890	24.091	17.327	1'31.446	295,9	14:14'05.342	9	17.583	33.320	24.177	17.333	1'32.413	295,9	14:14'11.422
10	17.165	32.911	24.185	17.323	1'31.584	296,7	14:15'36.926	10	17.592	33.091	24.590	17.355	1'32.628	295,1	14:15'44.050
11	17.145	32.951	24.099	17.316	1'31.511	295,1	14:17'08.437	11	17.459	33.164	24.408	17.311	1'32.342	295,9	14:17'16.392
12	17.202	32.887	24.133	17.236	1'31.458	295,9	14:18'39.895	12	17.610	33.224	24.512	17.431	1'32.777	293,5	14:18'49.169
13	17.209	32.891	24.218	17.242	1'31.560	294,3	14:20'11.455	13	17.483	33.115	24.593	17.447	1'32.638	292,7	14:20'21.807
14	17.174	32.833	24.245	17.199	1'31.451	291,1	14:21'42.906	14	17.555	33.073	24.628	17.542	1'32.798	288,8	14:21'54.605
15	17.190	32.947	24.266	17.399	1'31.802	288,0	14:23'14.708	15	17.566	33.034	24.434	17.591	1'32.625	293,5	14:23'27.230
16	17.220	33.000	24.168	17.374	1'31.762	295,9	14:24'46.470	16	17.812	33.136	24.453	17.484	1'32.885	293,5	14:25'00.115
17	17.243	32.951	24.181	17.393	1'31.768	295,9	14:26'18.238	17	17.523	33.075	24.577	17.502	1'32.677	294,3	14:26'32.792
18	17.246	32.996						18	17.523						

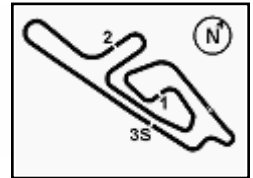
Last Passing Point I2 at 14:27'08.480

Last Passing Point I1.1 at 14:27'04.983

21/09/2024 P = Pits In/Out - C = Lap Time Cancelled

These data/results cannot be reproduced, stored and/or transmitted in whole or in part by any manner of electronic, mechanical, photocopying, recording, broadcasting or otherwise now known or herein after developed without the previous express consent by the copyright owner, except for reproduction in daily press and regular printed publications on sale to the public within 60 days of the event related to those data/results and always provided that copyright symbol appears together as follows below.

© DORNA WSBK ORGANIZATION Srl 2024



Cremona Circuit 3.768 m

Acerbis Italian Round, 20-22 September 2024

Chronological Analysis Race 1

Start at 14:00'12.261

4 / 4

19° 75 I. LOPES [1'32.299]							
Lap	Seg1	Seg2	Seg3	Seg4	Lap Time	km/h	Local Time
1		34.313	24.507	18.252	1'39.509	267,3	14:01'51.770
2	17.318	33.249	24.367	17.593	1'32.527	280,5	14:03'24.297
3	17.340	33.112	24.329	17.546	1'32.327	292,7	14:04'56.624
4	17.426	33.146	24.276	17.546	1'32.394	290,3	14:06'29.018
5	17.201	33.399	24.305	17.524	1'32.429	297,5	14:08'01.447
6	17.345	33.200	24.304	17.450	1'32.299	297,5	14:09'33.746
7	17.358	33.159	24.300	17.563	1'32.380	297,5	14:11'06.126
8	17.503	33.316	24.405	17.549	1'32.773	297,5	14:12'38.899
9	17.487	33.330	24.548	17.644	1'33.009	270,0	14:14'11.908
10	17.568	33.282	24.442	17.442	1'32.734	295,9	14:15'44.642
11	17.526	33.229	24.310	17.455	1'32.520	295,9	14:17'17.162
12	17.423	33.230	24.332	17.883	1'32.868	295,1	14:18'50.030
13	17.538	33.255	24.452	17.557	1'32.802	293,5	14:20'22.832
14	17.491	33.157	24.494	17.528	1'32.670	294,3	14:21'55.502
15	17.510	33.130	24.402	17.604	1'32.646	294,3	14:23'28.148
16	17.575	33.148	24.360	17.554	1'32.637	295,9	14:25'00.785
17	17.516	33.068	24.385	17.529	1'32.498	293,5	14:26'33.283
18	17.511						

Last Passing Point I1.1 at 14:27'05.474

2	17.131	32.815	23.929	17.352	1'31.227	284,2	14:03'20.499
3	17.211	32.797	23.919	17.500	1'31.427	283,5	14:04'51.926
4	17.303	32.894	23.922	17.390	1'31.509	285,7	14:06'23.435
5	17.201	33.039	24.149	17.356	1'31.745	287,2	14:07'55.180
6	17.206	33.048	24.195	17.359	1'31.808	288,8	14:09'26.988
7	17.191	32.962	24.200	17.407	1'31.760	287,2	14:10'58.748
8	17.263	32.909	24.149	17.352	1'31.673	289,5	14:12'30.421
9	17.380	33.068	24.202	17.341	1'31.991	286,5	14:14'02.412
10	17.288	33.071	24.270	17.342	1'31.971	287,2	14:15'34.383
11	17.353	33.076	24.250	17.622	1'32.301	290,3	14:17'06.684
12	17.351	33.020	24.138	17.281	1'31.790	291,9	14:18'38.474
13	17.202	33.033	1'08.644	28.404	2'27.283P	223,1	14:21'05.757

Last Passing Point FL at 14:21'05.757

20° 22 A. LOWES [1'29.670]							
Lap	Seg1	Seg2	Seg3	Seg4	Lap Time	km/h	Local Time
1		32.808	23.673	17.405	1'33.840	279,8	14:01'46.101
2	16.716	32.252	23.621	17.304	1'29.893	281,3	14:03'15.994
3	16.730	32.207	23.485	17.248	1'29.670	283,5	14:04'45.664
4	16.779	32.532	23.683	17.123	1'30.117	287,2	14:06'15.781
5	16.957	32.428	23.690	17.361	1'30.436	284,2	14:07'46.217
6	16.998	32.580	23.639	17.174	1'30.391	290,3	14:09'16.608
7	17.104	32.434	23.593	17.107	1'30.238	282,7	14:10'46.846
8	16.961	32.516	23.727	17.087	1'30.291	294,3	14:12'17.137
9	17.009	32.459	23.665	17.205	1'30.338	294,3	14:13'47.475
10	17.009	32.411	23.659	17.176	1'30.255	300,0	14:15'17.730
11	16.977	1'04.450	24.913	18.240	2'04.580	262,1	14:17'22.310
12	18.442	33.223	24.278	17.454	1'33.397	294,3	14:18'55.707
13	17.404	36.800	33.586	29.550	1'57.340P	177,3	14:20'53.047
14	59.088	33.319	24.032	17.388	2'13.827P	301,7	14:23'06.874
15	17.227	32.717	23.796	17.165	1'30.905	300,8	14:24'37.779
16	17.013	32.540	23.784	17.435	1'30.772	300,0	14:26'08.551
17	17.229	32.615					

Last Passing Point I2 at 14:26'58.395

RET 29 A. IANNONE [1'29.397]							
Lap	Seg1	Seg2	Seg3	Seg4	Lap Time	km/h	Local Time
1		32.591	23.644	16.976	1'32.928	293,5	14:01'45.189
2	16.782	32.159	23.521	16.935	1'29.397	305,9	14:03'14.586
3	16.780	32.489	23.786	17.026	1'30.081	303,4	14:04'44.667
4	16.919	32.621	23.742	16.978	1'30.260	304,2	14:06'14.927
5	16.899	32.720	23.839	17.191	1'30.649	298,3	14:07'45.576
6	16.925	32.565	23.630	17.153	1'30.273	296,7	14:09'15.849
7	17.034	32.615	23.569	16.915	1'30.133	303,4	14:10'45.982
8	17.005	32.547	23.585	17.067	1'30.204	294,3	14:12'16.186
9	16.963						

Last Passing Point I1.1 at 14:12'47.584

RET 14 S. LOWES [1'30.230]							
Lap	Seg1	Seg2	Seg3	Seg4	Lap Time	km/h	Local Time
1		33.354	23.763	17.648	1'35.496	272,0	14:01'47.757
2	16.867	32.477	23.659	17.357	1'30.360	276,2	14:03'18.117
3	16.831	32.603	23.622	17.174	1'30.230	288,0	14:04'48.347
4	16.845	32.636	23.642	17.210	1'30.333	292,7	14:06'18.680
5	16.928	32.703	23.821	17.223	1'30.675	283,5	14:07'49.355

Last Passing Point FL at 14:07'49.355

RET 53 T. RABAT							
Lap	Seg1	Seg2	Seg3	Seg4	Lap Time	km/h	Local Time
1		33.204					

Last Passing Point I2 at 14:01'05.912

RET 95 T. MACKENZIE [1'31.549]							
Lap	Seg1	Seg2	Seg3	Seg4	Lap Time	km/h	Local Time
1		34.112	24.396	17.574	1'38.122	272,0	14:01'50.383
2	17.240	33.048	23.908	17.447	1'31.643	282,7	14:03'22.026
3	17.173	32.927	24.120	17.329	1'31.549	295,1	14:04'53.575
4	17.255	32.915	24.352	17.323	1'31.845	293,5	14:06'25.420
5	17.963	33.182	24.150	17.598	1'32.893	289,5	14:07'58.313
6	18.072	33.255	24.160	17.434	1'32.921	291,1	14:09'31.234
7	17.538	33.199	24.059	18.463	1'33.259	300,8	14:11'04.493
8	29.031	33.678	24.386	17.448	1'44.543	292,7	14:12'49.036
9	17.505	33.360	24.256	18.043	1'33.164	298,3	14:14'22.200
10	17.574	33.322	24.354	17.660	1'32.910	286,5	14:15'55.110
11	17.570	33.433	24.390	17.661	1'33.054	292,7	14:17'28.164
12	17.578	33.582	24.568	17.738	1'33.466	288,0	14:19'01.630
13	18.416	33.652	24.404	17.884	1'34.356	279,8	14:20'35.986
14	17.730	33.365	24.513	17.796	1'33.404	288,8	14:22'09.390
15	17.661	33.506	24.614	17.770	1'33.551	289,5	14:23'42.941
16	18.689	33.588	26.347	27.144	1'45.768P	218,6	14:25'28.709

Last Passing Point FL at 14:25'28.709

RET 59 N. CANEPA [1'31.227]							
Lap	Seg1	Seg2	Seg3	Seg4	Lap Time	km/h	Local Time
1		33.773	24.029	17.542	1'37.011	273,4	14:01'49.272

21/09/2024 P = Pits In/Out - C = Lap Time Cancelled

These data/results cannot be reproduced, stored and/or transmitted in whole or in part by any manner of electronic, mechanical, photocopying, recording, broadcasting or otherwise now known or herein after developed without the previous express consent by the copyright owner, except for reproduction in daily press and regular printed publications on sale to the public within 60 days of the event related to those data/results and always provided that copyright symbol appears together as follows below.

© DORNA WSBK ORGANIZATION Srl 2024