

No.	Rider	Nat	Team	Bike	Class	Time	Gap	Rel.	Laps	Speed	
										Avg	Max
1	22 A. LOWES	GBR	Kawasaki Racing Team WorldSBK	Kawasaki ZX-10RR		1'29.685			21	151,249	304,2
2	9 D. PETRUCCI	ITA	Barni Spark Racing Team	Ducati Panigale V4R	IND	1'29.766	0.081	0.081	22	151,113	306,8
3	11 N. BULEGA	ITA	Aruba.it Racing - Ducati	Ducati Panigale V4R		1'29.836	0.151	0.070	22	150,995	305,1
4	53 T. RABAT	ESP	Kawasaki Puccetti Racing	Kawasaki ZX-10RR	IND	1'29.976	0.291	0.140	24	150,760	308,6
5	29 A. IANNONE	ITA	Team GoEleven	Ducati Panigale V4R	IND	1'30.016	0.331	0.040	18	150,693	308,6
6	1 A. BAUTISTA	ESP	Aruba.it Racing - Ducati	Ducati Panigale V4R		1'30.020	0.335	0.004	18	150,687	304,2
7	7 I. LECUONA	ESP	Team HRC	Honda CBR1000 RR-R		1'30.047	0.362	0.027	21	150,641	306,8
8	31 G. GERLOFF	USA	Bonovo Action BMW	BMW M1000 RR		1'30.110	0.425	0.063	16	150,536	308,6
9	45 S. REDDING	GBR	Bonovo Action BMW	BMW M1000 RR		1'30.123	0.438	0.013	19	150,514	304,2
10	47 A. BASSANI	ITA	Kawasaki Racing Team WorldSBK	Kawasaki ZX-10RR		1'30.185	0.500	0.062	19	150,411	303,4
11	60 M. VAN DER MARK	NED	ROKIT BMW Motorrad WorldSBK Team	BMW M1000 RR		1'30.249	0.564	0.064	18	150,304	303,4
12	97 X. VIERGE	ESP	Team HRC	Honda CBR1000 RR-R		1'30.359	0.674	0.110	20	150,121	306,8
13	55 A. LOCATELLI	ITA	Pata Prometeon Yamaha	Yamaha YZF R1		1'30.506	0.821	0.147	24	149,877	301,7
14	21 M. RINALDI	ITA	Team Motocorsa Racing	Ducati Panigale V4R	IND	1'30.518	0.833	0.012	19	149,857	305,1
15	14 S. LOWES	GBR	ELF Marc VDS Racing Team	Ducati Panigale V4R	IND	1'30.582	0.897	0.064	13	149,752	299,2
16	87 R. GARDNER	AUS	GYTR GRT Yamaha WorldSBK Team	Yamaha YZF R1		1'30.622	0.937	0.040	19	149,686	300,0
17	28 B. RAY	GBR	Yamaha Motoxrcing WorldSBK Team	Yamaha YZF R1	IND	1'30.684	0.999	0.062	19	149,583	298,3
18	37 M. REITERBERGER	GER	ROKIT BMW Motorrad WorldSBK Team	BMW M1000 RR		1'30.699	1.014	0.015	15	149,558	305,9
19	52 A. DELBIANCO	ITA	Yamaha Motoxrcing WorldSBK Team	Yamaha YZF R1	IND	1'30.906	1.221	0.207	14	149,218	298,3
20	95 T. MACKENZIE	GBR	PETRONAS MIE Racing Honda	Honda CBR1000 RR-R	IND	1'31.709	2.024	0.803	15	147,911	298,3
21	59 N. CANEPA	ITA	Pata Prometeon Yamaha	Yamaha YZF R1		1'31.724	2.039	0.015	20	147,887	293,5
22	5 P. DETTL	GER	GMT94 Yamaha	Yamaha YZF R1	IND	1'31.826	2.141	0.102	19	147,723	296,7
23	46 T. BRIDEWELL	GBR	Honda Racing UK	Honda CBR1000 RR-R	IND	1'31.942	2.257	0.116	15	147,536	298,3
24	17 M. FRITZ	GER	GYTR GRT Yamaha WorldSBK Team	Yamaha YZF R1		1'31.954	2.269	0.012	25	147,517	295,9
25	75 I. LOPES	POR	PETRONAS MIE Racing Honda	Honda CBR1000 RR-R	IND	1'32.747	3.062	0.793	16	146,256	298,3

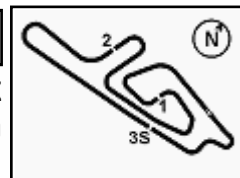
Qualifying Lap Time (105% of 1'29.685): **1'34.170**

AIR	Humidity:	48%	Temp:	24°C
TRACK	Condition:	Dry	Temp:	31°C

Start 20/09/2024 15:00 End 15:48 The results are provisional until the end of the time limit for protests and appeals and the completion of the technical checks.

These data/results cannot be reproduced, stored and/or transmitted in whole or in part by any manner of electronic, mechanical, photocopying, recording, broadcasting or otherwise now known or herein after developed without the previous express consent by the copyright owner, except for reproduction in daily press and regular printed publications on sale to the public within 60 days of the event related to those data/results and always provided that copyright symbol appears together as follows below.

© DORNA WSBK ORGANIZATION Srl 2024



Acerbis Italian Round, 20-22 September 2024

Results Free Practice 2nd Session

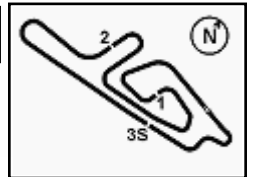
Session Highlights

Local Time	No. Rider	Description
14.49.06		Patches of Water in Turn(s): 10-11
15.00.00		Start of Session
15.00.09		WorldSBK Pit Intervention Time: 56secs
15.05.31	95 T. MACKENZIE	#95 On the Gravel - Rejoined - Turn 1
15.06.11	75 I. LOPES	#75 Racelink RF is not working well - it must be fixed before next run
15.06.31	11 N. BULEGA	#11 Racelink RF is not working well - it must be fixed before next run
15.11.43	31 G. GERLOFF	#31 Crashed - Turn 7
15.12.44	31 G. GERLOFF	#31 Rejoined
15.14.41	5 P. OETTL	#5 Lap Time Cancelled [1'35.968] - Yellow Flag - Turn 7
15.14.46	17 M. FRITZ	#17 Lap Time Cancelled [1'34.516] - Yellow Flag - Turn 7
15.14.51	9 D. PETRUCCI	#9 Lap Time Cancelled [1'48.468] - Yellow Flag - Turn 7
15.14.56	28 B. RAY	#28 Lap Time Cancelled [1'50.390] - Yellow Flag - Turn 7
15.15.01	59 N. CANEPA	#59 Lap Time Cancelled [1'43.584] - Yellow Flag - Turn 7
15.15.06	55 A. LOCATELLI	#55 Lap Time Cancelled [1'41.877] - Yellow Flag - Turn 7
15.15.11	97 X. VIERGE	#97 Lap Time Cancelled [1'41.735] - Yellow Flag - Turn 7
15.15.16	75 I. LOPES	#75 Lap Time Cancelled [1'35.763] - Yellow Flag - Turn 7
15.15.21	47 A. BASSANI	#47 Lap Time Cancelled [1'45.724] - Yellow Flag - Turn 7
15.15.26	87 R. GARDNER	#87 Lap Time Cancelled [1'31.630] - Yellow Flag - Turn 7
15.15.31	22 A. LOWES	#22 Lap Time Cancelled [1'33.912] - Yellow Flag - Turn 7
15.15.36	1 A. BAUTISTA	#1 Lap Time Cancelled [1'54.336] - Yellow Flag - Turn 7
15.15.41	60 M. VAN DER MARK	#60 Lap Time Cancelled [1'44.755] - Yellow Flag - Turn 7
15.15.46	11 N. BULEGA	#11 Lap Time Cancelled [1'30.909] - Yellow Flag - Turn 7
15.15.51	14 S. LOWES	#14 Lap Time Cancelled [1'31.778] - Yellow Flag - Turn 7
15.28.13	52 A. DELBIANCO	#52 Crashed - Turn 12
15.28.14	60 M. VAN DER MARK	#60 Crashed - Turn 12
15.28.27	60 M. VAN DER MARK	#60 Rejoined
15.28.45	52 A. DELBIANCO	#52 Rejoined
15.28.46		Incident in Turn 11 - Under Investigation
15.31.27	14 S. LOWES	#14 Crashed - Rejoined - Turn 11
15.32.25	87 R. GARDNER	#87 Lap Time Cancelled [1'42.064] - Yellow Flag - Turn 11-12
15.32.30	1 A. BAUTISTA	#1 Lap Time Cancelled [1'42.384] - Yellow Flag - Turn 11-12
15.32.35	9 D. PETRUCCI	#9 Lap Time Cancelled [1'44.620] - Yellow Flag - Turn 11-12
15.32.45	97 X. VIERGE	#97 Lap Time Cancelled [1'42.404] - Yellow Flag - Turn 11-12
15.32.55	59 N. CANEPA	#59 Lap Time Cancelled [1'31.837] - Yellow Flag - Turn 11-12
15.33.00	5 P. OETTL	#5 Lap Time Cancelled [1'32.258] - Yellow Flag - Turn 11-12
15.33.05	31 G. GERLOFF	#31 Lap Time Cancelled [1'32.180] - Yellow Flag - Turn 11-12
15.33.10	29 A. IANNONE	#29 Lap Time Cancelled [1'39.502] - Yellow Flag - Turn 11-12
15.33.15	11 N. BULEGA	#11 Lap Time Cancelled [1'40.817] - Yellow Flag - Turn 11-12
15.33.55	75 I. LOPES	#75 Technical Problem - Rider is slowing down - Turn 11
15.35.25	55 A. LOCATELLI	#55 Lap Time Cancelled [1'30.801] - Yellow Flag - Turn 11-12
15.35.30	17 M. FRITZ	#17 Lap Time Cancelled [1'32.145] - Yellow Flag - Turn 11-12
15.35.35	95 T. MACKENZIE	#95 Lap Time Cancelled [1'32.852] - Yellow Flag - Turn 11-12
15.35.40	45 S. REDDING	#45 Lap Time Cancelled [1'44.414] - Yellow Flag - Turn 11-12
15.35.45	47 A. BASSANI	#47 Lap Time Cancelled [1'30.765] - Yellow Flag - Turn 11-12
15.35.50	53 T. RABAT	#53 Lap Time Cancelled [1'34.732] - Yellow Flag - Turn 11-12
15.35.55	59 N. CANEPA	#59 Lap Time Cancelled [1'32.054] - Yellow Flag - Turn 11-12
15.36.00	5 P. OETTL	#5 Lap Time Cancelled [1'32.074] - Yellow Flag - Turn 11-12
15.36.05	7 I. LECUONA	#7 Lap Time Cancelled [1'31.254] - Yellow Flag - Turn 11-12
15.36.10	22 A. LOWES	#22 Lap Time Cancelled [1'30.116] - Yellow Flag - Turn 11-12
15.36.15	9 D. PETRUCCI	#9 Lap Time Cancelled [5'01.197] - Yellow Flag - Turn 11-12
15.37.16	87 R. GARDNER	#87 On the Gravel - Turn 2
15.37.37	87 R. GARDNER	#87 Rejoined
15.37.51	21 M. RINALDI	#21 Lap Time Cancelled [10'02.539] - Yellow Flag - Turn 11-12
15.37.55	59 N. CANEPA	#59 Lap Time Cancelled [1'31.994] - Yellow Flag - Turn 11-12
15.38.00	7 I. LECUONA	#7 Lap Time Cancelled [1'31.850] - Yellow Flag - Turn 11-12
15.38.05	22 A. LOWES	#22 Lap Time Cancelled [1'30.647] - Yellow Flag - Turn 11-12

20/09/2024 Start End The results are provisional until the end of the time limit for protests and appeals and the completion of the technical checks.

These data/results cannot be reproduced, stored and/or transmitted in whole or in part by any manner of electronic, mechanical, photocopying, recording, broadcasting or otherwise now known or herein after developed without the previous express consent by the copyright owner, except for reproduction in daily press and regular printed publications on sale to the public within 60 days of the event related to those data/results and always provided that copyright symbol appears together as follows below.

© DORNA WSBK ORGANIZATION Srl 2024



Acerbis Italian Round, 20-22 September 2024

Results Free Practice 2nd Session

15.38.10	5 P. OETTL	#5 Lap Time Cancelled [1'45.072] - Yellow Flag - Turn 11-12
15.38.15	9 D. PETRUCCI	#9 Lap Time Cancelled [1'30.181] - Yellow Flag - Turn 11-12
15.38.20	55 A. LOCATELLI	#55 Lap Time Cancelled [1'30.693] - Yellow Flag - Turn 11-12
15.38.25	17 M. FRITZ	#17 Lap Time Cancelled [1'32.092] - Yellow Flag - Turn 11-12
15.38.30	95 T. MACKENZIE	#95 Lap Time Cancelled [1'47.245] - Yellow Flag - Turn 11-12
15.38.37	11 N. BULEGA	#11 Lap Time Cancelled [1'30.474] - Yellow Flag - Turn 11-12
15.40.29	55 A. LOCATELLI	#55 Lap Time Cancelled [1'33.612] - Yellow Flag - Turn 2-3
15.40.34	29 A. IANNONE	#29 Lap Time Cancelled [9'32.795] - Yellow Flag - Turn 2-3
15.40.39	17 M. FRITZ	#17 Lap Time Cancelled [1'32.686] - Yellow Flag - Turn 2-3
15.40.44	11 N. BULEGA	#11 Lap Time Cancelled [1'30.276] - Yellow Flag - Turn 2-3
15.40.49	97 X. VIERGE	#97 Lap Time Cancelled [1'30.251] - Yellow Flag - Turn 2-3
15.40.54	1 A. BAUTISTA	#1 Lap Time Cancelled [1'30.503] - Yellow Flag - Turn 2-3
15.41.14	53 T. RABAT	#53 Lap Time Cancelled [1'29.753] - Yellow Flag - Turn 2-3
15.41.19	60 M. VAN DER MARK	#60 Lap Time Cancelled [12'38.990] - Yellow Flag - Turn 2-3
15.41.24	22 A. LOWES	#22 Lap Time Cancelled [1'30.117] - Yellow Flag - Turn 3-4
15.41.29	59 N. CANEPA	#59 Lap Time Cancelled [1'36.617] - Yellow Flag - Turn 3-4
15.41.35	37 M. REITERBERGER	#37 Lap Time Cancelled [1'31.745] - Yellow Flag - Turn 3-4
15.41.39	11 N. RINALDI	#21 Lap Time Cancelled [1'31.153] - Yellow Flag - Turn 3-4
15.41.44	46 T. BRIDEWELL	#46 Lap Time Cancelled [9'57.590] - Yellow Flag - Turn 3-4
15.41.49	31 G. GERLOFF	#31 Lap Time Cancelled [7'41.459] - Yellow Flag - Turn 3-4
15.48.10		End of Session

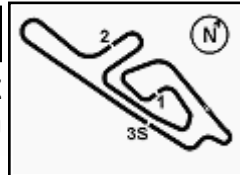
Fastest Laps Sequence

No.	Rider	Nat	Team	Bike	Local Time	Time	Gap	Avg
9	D. PETRUCCI	ITA	Barni Spark Racing Team	Ducati Panigale V4R	15:03'11.571	1'31.199		148,738
22	A. LOWES	GBR	Kawasaki Racing Team WorldSBK	Kawasaki ZX-10RR	15:03'42.041	1'31.119	-0.080	148,869
9	D. PETRUCCI	ITA	Barni Spark Racing Team	Ducati Panigale V4R	15:04'42.054	1'30.483	-0.636	149,915
9	D. PETRUCCI	ITA	Barni Spark Racing Team	Ducati Panigale V4R	15:06'12.522	1'30.468	-0.015	149,940
9	D. PETRUCCI	ITA	Barni Spark Racing Team	Ducati Panigale V4R	15:07'42.709	1'30.187	-0.281	150,407
22	A. LOWES	GBR	Kawasaki Racing Team WorldSBK	Kawasaki ZX-10RR	15:08'14.794	1'29.893	-0.294	150,899
11	N. BULEGA	ITA	Aruba.it Racing - Ducati	Ducati Panigale V4R	15:37'05.417	1'29.836	-0.057	150,995
9	D. PETRUCCI	ITA	Barni Spark Racing Team	Ducati Panigale V4R	15:39'41.788	1'29.766	-0.070	151,113
22	A. LOWES	GBR	Kawasaki Racing Team WorldSBK	Kawasaki ZX-10RR	15:43'45.973	1'29.685	-0.081	151,249

Start 20/09/2024 15:00 End 15:48 The results are provisional until the end of the time limit for protests and appeals and the completion of the technical checks.

These data/results cannot be reproduced, stored and/or transmitted in whole or in part by any manner of electronic, mechanical, photocopying, recording, broadcasting or otherwise now known or herein after developed without the previous express consent by the copyright owner, except for reproduction in daily press and regular printed publications on sale to the public within 60 days of the event related to those data/results and always provided that copyright symbol appears together as follows below.

© DORNA WSBK ORGANIZATION Srl 2024



Acerbis Italian Round, 20-22 September 2024
Free Practices Combined Results

No.	Rider	Nat	Team	Bike	Class	FP1	FP2	Time	Gap	Rel.	Avg	LL
1	22 A. LOWES	GBR	Kawasaki Racing Team WorldSBK	Kawasaki ZX-10RR		1'37.765	1'29.685	1'29.685			151,249	22
2	9 D. PETRUCCI	ITA	Barni Spark Racing Team	Ducati Panigale V4R	IND		1'29.766	1'29.766	0.081	0.081	151,113	22
3	11 N. BULEGA	ITA	Aruba.it Racing - Ducati	Ducati Panigale V4R			1'29.836	1'29.836	0.151	0.070	150,995	22
4	53 T. RABAT	ESP	Kawasaki Puccetti Racing	Kawasaki ZX-10RR	IND		1'29.976	1'29.976	0.291	0.140	150,760	24
5	29 A. IANNONE	ITA	Team GoEleven	Ducati Panigale V4R	IND		1'30.016	1'30.016	0.331	0.040	150,693	18
6	1 A. BAUTISTA	ESP	Aruba.it Racing - Ducati	Ducati Panigale V4R		1'39.625	1'30.020	1'30.020	0.335	0.004	150,687	32
7	7 I. LECUONA	ESP	Team HRC	Honda CBR1000 RR-R			1'30.047	1'30.047	0.362	0.027	150,641	21
8	31 G. GERLOFF	USA	Bonovo Action BMW	BMW M 1000 RR			1'30.110	1'30.110	0.425	0.063	150,536	16
9	45 S. REDDING	GBR	Bonovo Action BMW	BMW M 1000 RR			1'30.123	1'30.123	0.438	0.013	150,514	19
10	47 A. BASSANI	ITA	Kawasaki Racing Team WorldSBK	Kawasaki ZX-10RR			1'30.185	1'30.185	0.500	0.062	150,411	19
11	60 M. VAN DER MARK	NED	ROKIT BMW Motorrad WorldSBK Team	BMW M 1000 RR			1'30.249	1'30.249	0.564	0.064	150,304	19
12	97 X. VIERGE	ESP	Team HRC	Honda CBR1000 RR-R			1'30.359	1'30.359	0.674	0.110	150,121	20
13	55 A. LOCATELLI	ITA	Pata Prometeon Yamaha	Yamaha YZF R1		1'39.165	1'30.506	1'30.506	0.821	0.147	149,877	26
14	21 M. RINALDI	ITA	Team Motocorsa Racing	Ducati Panigale V4R	IND	1'38.941	1'30.518	1'30.518	0.833	0.012	149,857	24
15	14 S. LOWES	GBR	ELF Marc VDS Racing Team	Ducati Panigale V4R	IND	1'36.007	1'30.582	1'30.582	0.897	0.064	149,752	25
16	87 R. GARDNER	AUS	GYTR GRT Yamaha WorldSBK Team	Yamaha YZF R1			1'30.622	1'30.622	0.937	0.040	149,686	19
17	28 B. RAY	GBR	Yamaha Motoxrcing WorldSBK Team	Yamaha YZF R1	IND	1'41.861	1'30.684	1'30.684	0.999	0.062	149,583	32
18	37 M. REITERBERGER	GER	ROKIT BMW Motorrad WorldSBK Team	BMW M 1000 RR		1'41.346	1'30.699	1'30.699	1.014	0.015	149,558	26
19	52 A. DELBIANCO	ITA	Yamaha Motoxrcing WorldSBK Team	Yamaha YZF R1	IND		1'30.906	1'30.906	1.221	0.207	149,218	14
20	95 T. MACKENZIE	GBR	PETRONAS MIE Racing Honda	Honda CBR1000 RR-R	IND		1'31.709	1'31.709	2.024	0.803	147,911	15
21	59 N. CANEPA	ITA	Pata Prometeon Yamaha	Yamaha YZF R1		1'41.801	1'31.724	1'31.724	2.039	0.015	147,887	35
22	5 P. OETTL	GER	GMT94 Yamaha	Yamaha YZF R1	IND		1'31.826	1'31.826	2.141	0.102	147,723	19
23	46 T. BRIDEWELL	GBR	Honda Racing UK	Honda CBR1000 RR-R	IND	1'42.668	1'31.942	1'31.942	2.257	0.116	147,536	22
24	17 M. FRITZ	GER	GYTR GRT Yamaha WorldSBK Team	Yamaha YZF R1		1'42.537	1'31.954	1'31.954	2.269	0.012	147,517	40
25	75 I. LOPES	POR	PETRONAS MIE Racing Honda	Honda CBR1000 RR-R	IND	1'45.897	1'32.747	1'32.747	3.062	0.793	146,256	32

20/09/2024

These data/results cannot be reproduced, stored and/or transmitted in whole or in part by any manner of electronic, mechanical, photocopying, recording, broadcasting or otherwise now known or herein after developed without the previous express consent by the copyright owner, except for reproduction in daily press and regular printed publications on sale to the public within 60 days of the event related to those data/results and always provided that copyright symbol appears together as follows below.

© DORNA WSBK ORGANIZATION Srl 2024



Acerbis Italian Round, 20-22 September 2024

Best Sectors & Speed Free Practice 2nd Session

BEST LAP

1	22 A. LOWES	Kawasaki ZX-10RR	1'29.685
2	9 D. PETRUCCI	Ducati Panigale V4R	1'29.766
3	11 N. BULEGA	Ducati Panigale V4R	1'29.836
4	53 T. RABAT	Kawasaki ZX-10RR	1'29.976
5	29 A. IANNONE	Ducati Panigale V4R	1'30.016
6	1 A. BAUTISTA	Ducati Panigale V4R	1'30.020
7	7 I. LECUONA	Honda CBR1000 RR-R	1'30.047
8	31 G. GERLOFF	BMW M 1000 RR	1'30.110
9	45 S. REDDING	BMW M 1000 RR	1'30.123
10	47 A. BASSANI	Kawasaki ZX-10RR	1'30.185
11	60 M. VAN DER MARK	BMW M 1000 RR	1'30.249
12	97 X. VIERGE	Honda CBR1000 RR-R	1'30.359
13	55 A. LOCATELLI	Yamaha YZF R1	1'30.506
14	21 M. RINALDI	Ducati Panigale V4R	1'30.518
15	14 S. LOWES	Ducati Panigale V4R	1'30.582
16	87 R. GARDNER	Yamaha YZF R1	1'30.622
17	28 B. RAY	Yamaha YZF R1	1'30.684
18	37 M. REITERBERGER	BMW M 1000 RR	1'30.699
19	52 A. DELBIANCO	Yamaha YZF R1	1'30.906
20	95 T. MACKENZIE	Honda CBR1000 RR-R	1'31.709
21	59 N. CANEPA	Yamaha YZF R1	1'31.724
22	5 P. OETTL	Yamaha YZF R1	1'31.826
23	46 T. BRIDEWELL	Honda CBR1000 RR-R	1'31.942
24	17 M. FRITZ	Yamaha YZF R1	1'31.954
25	75 I. LOPES	Honda CBR1000 RR-R	1'32.747

SPEED

1	31 G. GERLOFF	BMW M 1000 RR	308,6
2	53 T. RABAT	Kawasaki ZX-10RR	308,6
3	29 A. IANNONE	Ducati Panigale V4R	308,6
4	97 X. VIERGE	Honda CBR1000 RR-R	306,8
5	9 D. PETRUCCI	Ducati Panigale V4R	306,8
6	7 I. LECUONA	Honda CBR1000 RR-R	306,8
7	37 M. REITERBERGER	BMW M 1000 RR	305,9
8	11 N. BULEGA	Ducati Panigale V4R	305,1
9	21 M. RINALDI	Ducati Panigale V4R	305,1
10	1 A. BAUTISTA	Ducati Panigale V4R	304,2
11	22 A. LOWES	Kawasaki ZX-10RR	304,2
12	45 S. REDDING	BMW M 1000 RR	304,2
13	60 M. VAN DER MARK	BMW M 1000 RR	303,4
14	47 A. BASSANI	Kawasaki ZX-10RR	303,4
15	55 A. LOCATELLI	Yamaha YZF R1	301,7
16	87 R. GARDNER	Yamaha YZF R1	300,0
17	14 S. LOWES	Ducati Panigale V4R	299,2
18	52 A. DELBIANCO	Yamaha YZF R1	298,3
19	28 B. RAY	Yamaha YZF R1	298,3
20	46 T. BRIDEWELL	Honda CBR1000 RR-R	298,3
21	95 T. MACKENZIE	Honda CBR1000 RR-R	298,3
22	75 I. LOPES	Honda CBR1000 RR-R	298,3
23	5 P. OETTL	Yamaha YZF R1	296,7
24	17 M. FRITZ	Yamaha YZF R1	295,9
25	59 N. CANEPA	Yamaha YZF R1	293,5

SEG. 1

1	9 D. PETRUCCI	16.735
2	29 A. IANNONE	16.751
3	53 T. RABAT	16.757
4	14 S. LOWES	16.765
5	22 A. LOWES	16.766
6	31 G. GERLOFF	16.821
7	97 X. VIERGE	16.840
8	7 I. LECUONA	16.857
9	45 S. REDDING	16.860
10	11 N. BULEGA	16.899
11	60 M. VAN DER MARK	16.901
12	21 M. RINALDI	16.901
13	55 A. LOCATELLI	16.914
14	47 A. BASSANI	16.914
15	28 B. RAY	16.930
16	52 A. DELBIANCO	16.976
17	1 A. BAUTISTA	16.977
18	59 N. CANEPA	17.014
19	37 M. REITERBERGER	17.027
20	87 R. GARDNER	17.027
21	17 M. FRITZ	17.032
22	5 P. OETTL	17.155
23	95 T. MACKENZIE	17.163
24	46 T. BRIDEWELL	17.303
25	75 I. LOPES	17.344

SEG. 2

1	22 A. LOWES	32.293
2	11 N. BULEGA	32.313
3	1 A. BAUTISTA	32.330
4	9 D. PETRUCCI	32.343
5	53 T. RABAT	32.348
6	7 I. LECUONA	32.374
7	87 R. GARDNER	32.401
8	60 M. VAN DER MARK	32.415
9	29 A. IANNONE	32.415
10	45 S. REDDING	32.447
11	47 A. BASSANI	32.457
12	31 G. GERLOFF	32.489
13	21 M. RINALDI	32.502
14	97 X. VIERGE	32.513
15	55 A. LOCATELLI	32.585
16	28 B. RAY	32.602
17	14 S. LOWES	32.649
18	37 M. REITERBERGER	32.650
19	52 A. DELBIANCO	32.666
20	46 T. BRIDEWELL	32.937
21	59 N. CANEPA	32.993
22	95 T. MACKENZIE	32.998
23	17 M. FRITZ	33.015
24	75 I. LOPES	33.118
25	5 P. OETTL	33.149

SEG. 3

1	9 D. PETRUCCI	23.484
2	11 N. BULEGA	23.497
3	1 A. BAUTISTA	23.508
4	22 A. LOWES	23.578
5	29 A. IANNONE	23.591
6	60 M. VAN DER MARK	23.602
7	47 A. BASSANI	23.624
8	7 I. LECUONA	23.642
9	31 G. GERLOFF	23.650
10	53 T. RABAT	23.651
11	55 A. LOCATELLI	23.734
12	21 M. RINALDI	23.736
13	45 S. REDDING	23.758
14	37 M. REITERBERGER	23.797
15	97 X. VIERGE	23.798
16	14 S. LOWES	23.828
17	52 A. DELBIANCO	23.941
18	87 R. GARDNER	23.941
19	28 B. RAY	24.029
20	5 P. OETTL	24.080
21	59 N. CANEPA	24.114
22	95 T. MACKENZIE	24.137
23	46 T. BRIDEWELL	24.192
24	17 M. FRITZ	24.234
25	75 I. LOPES	24.314

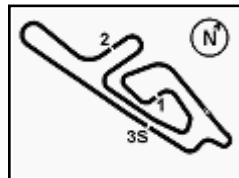
SEG. 4

1	53 T. RABAT	16.903
2	31 G. GERLOFF	16.938
3	7 I. LECUONA	16.957
4	55 A. LOCATELLI	16.960
5	22 A. LOWES	16.965
6	9 D. PETRUCCI	16.986
7	45 S. REDDING	17.053
8	14 S. LOWES	17.064
9	47 A. BASSANI	17.076
10	11 N. BULEGA	17.082
11	97 X. VIERGE	17.088
12	29 A. IANNONE	17.091
13	37 M. REITERBERGER	17.103
14	28 B. RAY	17.123
15	87 R. GARDNER	17.125
16	1 A. BAUTISTA	17.127
17	21 M. RINALDI	17.128
18	60 M. VAN DER MARK	17.145
19	52 A. DELBIANCO	17.170
20	5 P. OETTL	17.260
21	59 N. CANEPA	17.299
22	17 M. FRITZ	17.386
23	46 T. BRIDEWELL	17.410
24	95 T. MACKENZIE	17.411
25	75 I. LOPES	17.658

20/09/2024

These data/results cannot be reproduced, stored and/or transmitted in whole or in part by any manner of electronic, mechanical, photocopying, recording, broadcasting or otherwise now known or herein after developed without the previous express consent by the copyright owner, except for reproduction in daily press and regular printed publications on sale to the public within 60 days of the event related to those data/results and always provided that copyright symbol appears together as follows below.

© DORNA WSBK ORGANIZATION Srl 2024



Cremona Circuit 3.768 m

Acerbis Italian Round, 20-22 September 2024

Ideal Times Free Practice 2nd Session

No.	Rider	Nat	Bike	Seg. 1	Seg. 2	Seg. 3	Seg. 4	Ideal Time		
				Diff. 1	Diff. 2	Diff. 3	Diff. 4	Best Lap	Pos.	Diff.
1	9 D. PETRUCCI	ITA	Ducati Panigale V4R	16.735 +0.061	32.343 +0.046	23.484 +0.111	16.986	1'29.548 1'29.766	2	0.218
2	22 A. LOWES	GBR	Kawasaki ZX-10RR	16.766 +0.015	32.293	23.578 +0.068	16.965	1'29.602 1'29.685	1	0.083
3	53 T. RABAT	ESP	Kawasaki ZX-10RR	16.757 +0.069	32.348 +0.023	23.651 +0.047	16.903 +0.178	1'29.659 1'29.976	4	0.317
4	11 N. BULEGA	ITA	Ducati Panigale V4R	16.899	32.313 +0.002	23.497 +0.043	17.082	1'29.791 1'29.836	3	0.045
5	7 I. LECUONA	ESP	Honda CBR1000 RR-R	16.857 +0.124	32.374	23.642 +0.093	16.957	1'29.830 1'30.047	7	0.217
6	29 A. IANNONE	ITA	Ducati Panigale V4R	16.751 +0.108	32.415	23.591 +0.007	17.091 +0.053	1'29.848 1'30.016	5	0.168
7	31 G. GERLOFF	USA	BMW M 1000 RR	16.821 +0.118	32.489	23.650 +0.094	16.938	1'29.898 1'30.110	8	0.212
8	1 A. BAUTISTA	ESP	Ducati Panigale V4R	16.977	32.330	23.508 +0.078	17.127	1'29.942 1'30.020	6	0.078
9	60 M. VAN DER MARK	NED	BMW M 1000 RR	16.901 +0.186	32.415	23.602	17.145	1'30.063 1'30.249	11	0.186
10	47 A. BASSANI	ITA	Kawasaki ZX-10RR	16.914	32.457	23.624	17.076 +0.114	1'30.071 1'30.185	10	0.114
11	45 S. REDDING	GBR	BMW M 1000 RR	16.860	32.447 +0.005	23.758	17.053	1'30.118 1'30.123	9	0.005
12	55 A. LOCATELLI	ITA	Yamaha YZF R1	16.914 +0.046	32.585 +0.073	23.734	16.960 +0.194	1'30.193 1'30.506	13	0.313
13	97 X. VIERGE	ESP	Honda CBR1000 RR-R	16.840 +0.091	32.513 +0.029	23.798	17.088	1'30.239 1'30.359	12	0.120
14	21 M. RINALDI	ITA	Ducati Panigale V4R	16.901	32.502 +0.089	23.736	17.128 +0.162	1'30.267 1'30.518	14	0.251
15	14 S. LOWES	GBR	Ducati Panigale V4R	16.765 +0.123	32.649 +0.088	23.828 +0.065	17.064	1'30.306 1'30.582	15	0.276
16	87 R. GARDNER	AUS	Yamaha YZF R1	17.027 +0.099	32.401	23.941	17.125 +0.029	1'30.494 1'30.622	16	0.128
17	37 M. REITERBERGER	GER	BMW M 1000 RR	17.027 +0.034	32.650 +0.063	23.797	17.103 +0.025	1'30.577 1'30.699	18	0.122
18	28 B. RAY	GBR	Yamaha YZF R1	16.930	32.602	24.029	17.123	1'30.684 1'30.684	17	
19	52 A. DELBIANCO	ITA	Yamaha YZF R1	16.976	32.666	23.941 +0.153	17.170	1'30.753 1'30.906	19	0.153
20	59 N. CANEPA	ITA	Yamaha YZF R1	17.014 +0.128	32.993 +0.077	24.114 +0.099	17.299	1'31.420 1'31.724	21	0.304
21	5 P. OETTL	GER	Yamaha YZF R1	17.155 +0.076	33.149 +0.019	24.080 +0.087	17.260	1'31.644 1'31.826	22	0.182
22	17 M. FRITZ	GER	Yamaha YZF R1	17.032 +0.101	33.015	24.234	17.386 +0.186	1'31.667 1'31.954	24	0.287
23	95 T. MACKENZIE	GBR	Honda CBR1000 RR-R	17.163	32.998	24.137	17.411	1'31.709 1'31.709	20	
24	46 T. BRIDEWELL	GBR	Honda CBR1000 RR-R	17.303 +0.014	32.937	24.192 +0.086	17.410	1'31.842 1'31.942	23	0.100
25	75 I. LOPES	POR	Honda CBR1000 RR-R	17.344 +0.131	33.118 +0.052	24.314 +0.130	17.658	1'32.434 1'32.747	25	0.313
Overall Ideal Time				16.735	32.293	23.484	16.903	1'29.415		

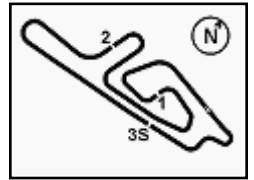
20/09/2024

These data/results cannot be reproduced, stored and/or transmitted in whole or in part by any manner of electronic, mechanical, photocopying, recording, broadcasting or otherwise now known or herein after developed without the previous express consent by the copyright owner, except for reproduction in daily press and regular printed publications on sale to the public within 60 days of the event related to those data/results and always provided that copyright symbol appears together as follows below.

© DORNA WSBK ORGANIZATION Srl 2024

FIGR PERUGIA TIMING





Cremona Circuit 3.768 m

4 / 5

Acerbis Italian Round, 20-22 September 2024

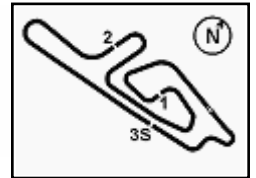
Chronological Analysis Free Practice 2nd Session

17° 28 B. RAY [1'30.684]								20° 95 T. MACKENZIE [1'31.709]							
Lap	Seg.1	Seg.2	Seg.3	Seg.4	Lap Time	km/h	Local Time	Lap	Seg.1	Seg.2	Seg.3	Seg.4	Lap Time	km/h	Local Time
1		35.710	25.396	18.368		248,3		1		35.546	24.844	18.509		261,5	
2	17.413	33.758	24.451	18.022	1'33.644	262,8	15:03'17.267	2	17.656	33.903	24.346	17.733	1'33.638	280,5	15:03'20.925
3	17.448	34.275	24.924	17.913	1'34.560	267,3	15:04'51.827	3	17.575	33.326	24.235	17.725	1'32.861	285,0	15:04'53.786
4	17.076	33.104	24.299	17.462	1'31.941	274,8	15:06'23.768	4	33.426	37.335	24.314	17.792	1'52.867	289,5	15:06'46.653
5	17.013	32.914	24.315	17.317	1'31.559	288,0	15:07'55.327	5	17.384	33.382	24.468	17.753	1'32.987	279,8	15:08'19.640
6	17.002	32.775	24.247	17.277	1'31.301	294,3	15:09'26.628	6	17.597	33.454	24.400	17.907	1'33.358	282,7	15:09'52.998
7	17.059	32.859	24.106	17.311	1'31.335	292,7	15:10'57.963	7	20.857	36.214	25.230	27.457	1'49.758P	272,7	15:11'42.756
8	18.365	38.140	25.029	28.856	1'50.390CP	258,4	15:12'48.353	8	17'48.898	37.532	24.644	17.854	1'08.928P	282,7	15:30'51.684
9	8'43.425	35.144	24.967	17.739	1'001.275P	288,0	15:22'49.628	9	17.518	33.334	24.362	17.638	1'32.852C	291,1	15:32'24.536
10	17.173	33.342	24.472	17.606	1'32.593	288,8	15:24'22.221	10	17.325	33.217	24.165	17.533	1'32.240	295,9	15:33'56.776
11	17.188	32.985	25.429	17.774	1'33.376	289,5	15:25'55.597	11	19.976	34.969	24.617	27.683	1'47.245CP	284,2	15:35'44.021
12	17.081	32.940	24.431	17.420	1'31.872	294,3	15:27'27.469	12	2'53.175	36.063	24.663	18.011	4'11.912P	285,7	15:39'55.933
13	17.869	35.534	24.847	18.111	1'36.361	289,5	15:29'03.830	13	17.174	33.012	24.257	17.511	1'31.954	294,3	15:41'27.887
14	17.151	35.746	25.822	28.312	1'47.031P	289,5	15:30'50.861	14	17.163	32.998	24.137	17.411	1'31.709	298,3	15:44'45.963
15	5'51.969	34.480	24.984	17.584	7'09.017P	292,7	15:37'59.878	15	20.491	44.043	24.236	17.597	1'46.367	279,8	15:44'45.963
16	16.990	32.859	24.131	17.182	1'31.162	295,1	15:39'31.040	16	17.344	33.120	24.155	17.584	1'32.203	280,5	15:46'18.166
17	16.930	32.602	24.029	17.123	1'30.684	298,3	15:41'01.724	21° 59 N. CANEPA [1'31.724]							
18	17.079	32.728	24.260	17.192	1'31.259	298,3	15:42'32.983	Lap	Seg.1	Seg.2	Seg.3	Seg.4	Lap Time	km/h	Local Time
19	16.990	41.252	25.729	17.600	1'41.571	292,7	15:44'14.554	1		35.299	25.118	18.376		255,3	
20	17.128	32.989	24.216	17.444	1'31.777	298,3	15:45'46.331	2	17.429	33.640	24.308	18.447	1'33.824	266,0	15:03'17.802
								3	17.308	33.258	24.295	17.819	1'32.680	264,1	15:04'50.482
								4	17.515	36.177	24.623	17.743	1'36.058	280,5	15:06'26.540
								5	17.305	33.245	24.281	17.786	1'32.617	290,3	15:07'59.157
								6	17.323	34.606	24.923	17.744	1'34.596	282,0	15:09'33.753
								7	17.330	33.292	24.238	17.753	1'32.613	279,8	15:11'06.366
								8	17.468	33.818	24.502	27.796	1'43.584CP	274,1	15:12'49.950
								9	12'50.494	37.139	24.709	17.582	1'40.924P	287,2	15:26'59.874
								10	17.014	33.003	24.280	17.540	1'31.837C	289,5	15:28'31.711
								11	17.142	33.070	24.213	17.299	1'31.724	290,3	15:30'03.435
								12	17.468	37.098	24.267	17.818	1'36.651	293,5	15:31'40.086
								13	17.084	32.993	24.257	17.720	1'32.054C	288,0	15:33'12.140
								14	17.078	33.045	24.228	17.643	1'31.994C	290,3	15:34'44.134
								15	17.384	33.556	24.114	17.595	1'32.649	289,5	15:36'16.783
								16	17.219	33.044	24.227	17.530	1'32.020	287,2	15:37'48.803
								17	18.666	36.456	24.189	17.306	1'36.617C	290,3	15:39'25.420
								18	17.127	33.214	24.256	17.523	1'32.120	285,7	15:40'57.540
								19	17.175	37.047	24.524	17.502	1'36.248	286,5	15:42'33.788
								20	17.182	33.138	24.370	17.594	1'32.284	269,3	15:44'06.072
								21	17.097	33.121	24.364	17.522	1'32.104	282,7	15:45'38.176
								22° 5 P. DETTL [1'31.826]							
								Lap	Seg.1	Seg.2	Seg.3	Seg.4	Lap Time	km/h	Local Time
								1		35.251	24.791	18.880		269,3	
								2	17.607	34.195	24.384	18.125	1'34.311	271,4	15:03'16.879
								3	17.512	33.334	24.638	18.024	1'33.508	260,2	15:04'50.387
								4	17.373	33.254	24.274	17.678	1'32.579	283,5	15:06'22.966
								5	17.322	33.274	24.694	17.811	1'33.101	262,1	15:07'56.067
								6	17.348	33.210	24.274	17.699	1'32.531	277,6	15:09'28.598
								7	17.309	33.155	24.269	17.647	1'32.380	290,3	15:11'00.978
								8	17.204	35.919	24.540	18.305	1'35.968C	262,8	15:12'36.946
								9	17.247	35.579	24.295	17.567	1'34.688	291,1	15:14'11.634
								10	17.180	33.186	24.236	17.333	1'31.935	294,3	15:15'43.569
								11	18.909	33.151	24.154	26.578	1'42.792P	287,2	15:17'26.361
								12	8'15.764	36.304	24.381	17.540	9'33.989P	289,5	15:27'00.350
								13	17.354	33.190	24.242	17.472	1'32.258C	282,7	15:28'32.608
								14	17.167	33.236	24.130	17.390	1'31.923	293,5	15:30'04.531
								15	17.369	36.589	24.128	17.802	1'35.888	285,0	15:31'40.419
								16	17.338	33.149	24.179	17.408	1'32.074C	295,1	15:33'12.493
								17	17.205	34.445	24.713	28.709	1'45.072CP	269,3	15:34'57.565
								18	6'22.614	35.432	24.444	17.345	7'39.835P	295,1	15:42'37.400

20/09/2024 P = Pits In/Out - C = Lap Time Cancelled

These data/results cannot be reproduced, stored and/or transmitted in whole or in part by any manner of electronic, mechanical, photocopying, recording, broadcasting or otherwise now known or herein after developed without the previous express consent by the copyright owner, except for reproduction in daily press and regular printed publications on sale to the public within 60 days of the event related to those data/results and always provided that copyright symbol appears together as follows below.

© DORNA WSBK ORGANIZATION Srl 2024



19	17.231	33.168	24.167	17.260	1'31.826	296,7	15:44'09.226	11	17.412	33.118	24.425	17.878	1'32.833	285,7	15:29'05.925
20	17.155	34.919	24.080	17.304	1'33.458	296,7	15:45'42.684	12	17.475	33.170	24.444	17.658	1'32.747	295,9	15:30'38.672

23° 46 T. BRIDEWELL [1'31.942]

Lap	Seg1	Seg2	Seg3	Seg4	Lap Time	km/h	Local Time
1		36.407	25.120	18.363		264,7	
2	17.972	33.723	24.270	18.354	1'34.319	295,1	15:03'19.215
3	17.401	33.231	24.253	18.098	1'32.983	266,7	15:04'52.198
4	17.322	33.247	24.275	17.700	1'32.544	283,5	15:06'24.742
5	17.431	37.248	25.039	17.568	1'37.286	293,5	15:08'02.028
6	17.319	33.059	24.192	17.483	1'32.053	296,7	15:09'34.081
7	17.526	33.780	27.813	28.428	1'47.547P	197,8	15:11'21.628
8	12'03.569	38.016	24.960	17.676	13'24.221P	291,1	15:24'45.849
9	17.329	33.435	24.447	17.789	1'33.000	294,3	15:26'18.849
10	17.327	33.342	24.294	17.530	1'32.493	295,1	15:27'51.342
11	17.582	34.227	24.789	26.847	1'43.445P	287,2	15:29'34.787
12	8'37.049	34.750	28.083	17.708	9'57.590CP	274,8	15:39'32.377
13	17.303	33.023	24.203	17.449	1'31.978	298,3	15:41'04.355
14	17.334	32.985	24.305	17.435	1'32.059	298,3	15:42'36.414
15	17.317	32.937	24.278	17.410	1'31.942	298,3	15:44'08.356
16	17.611	35.663	24.709	17.976	1'35.959	290,3	15:45'44.315

24° 17 M. FRITZ [1'31.954]

Lap	Seg1	Seg2	Seg3	Seg4	Lap Time	km/h	Local Time
1		35.386	25.070	18.169		264,7	
2	17.508	33.783	24.276	18.215	1'33.782	260,9	15:03'17.065
3	17.487	33.343	24.379	17.964	1'33.173	269,3	15:04'50.238
4	17.226	33.177	24.396	17.708	1'32.507	286,5	15:06'22.745
5	17.205	33.352	24.854	17.796	1'33.207	273,4	15:07'55.952
6	17.121	33.328	24.304	17.681	1'32.434	285,0	15:09'28.386
7	17.248	33.973	24.568	17.862	1'33.651	282,0	15:11'02.037
8	17.165	34.118	25.184	18.049	1'34.516C	274,8	15:12'36.553
9	17.202	34.616	24.752	17.834	1'34.404	283,5	15:14'10.957
10	17.080	33.617	24.734	17.924	1'33.355	282,0	15:15'44.312
11	17.315	33.212	24.435	17.624	1'32.586	291,1	15:17'16.898
12	17.299	33.342	24.644	26.956	1'42.241P	291,9	15:18'59.139
13	5'54.162	36.463	24.513	17.850	7'12.988P	291,9	15:26'12.127
14	17.032	33.040	24.331	17.735	1'32.138	295,9	15:27'44.265
15	17.232	33.019	24.482	17.599	1'32.332	291,1	15:29'16.597
16	17.302	33.620	24.774	17.787	1'33.483	277,6	15:30'50.080
17	17.183	33.129	24.298	17.535	1'32.145C	291,1	15:32'22.225
18	17.116	33.082	24.432	17.386	1'32.016	293,5	15:33'54.241
19	17.210	33.035	24.330	17.517	1'32.092C	295,1	15:35'26.333
20	17.234	33.051	24.442	17.562	1'32.289	289,5	15:36'58.622
21	17.227	33.184	24.453	17.822	1'32.686C	288,8	15:38'31.308
22	17.181	33.143	24.653	17.479	1'32.456	293,5	15:40'03.764
23	17.187	33.129	24.489	17.851	1'32.656	295,1	15:41'36.420
24	17.133	33.015	24.234	17.572	1'31.954	287,2	15:43'08.374
25	18.125	36.775	24.534	17.957	1'37.391	282,7	15:44'45.765
26	17.170	33.146	24.363	17.581	1'32.260	294,3	15:46'18.025

25° 75 I. LOPES [1'32.747]

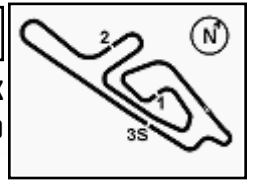
Lap	Seg1	Seg2	Seg3	Seg4	Lap Time	km/h	Local Time
1		35.455	25.343	18.457		258,4	
2	18.501	33.715	24.610	18.345	1'35.171	276,9	15:03'19.888
3	17.507	33.488	24.462	18.056	1'33.513	278,4	15:04'53.401
4	17.477	33.431	24.808	18.069	1'33.785	264,7	15:06'27.186
5	17.410	33.228	24.314	17.829	1'32.781	287,2	15:07'59.967
6	17.474	33.249	24.603	17.908	1'33.234	282,0	15:09'33.201
7	17.389	33.346	24.538	17.711	1'32.984	293,5	15:11'06.185
8	17.344	35.840	24.630	17.949	1'35.763C	296,7	15:12'41.948
9	17.513	33.464	29.079	27.261	1'47.317P	259,6	15:14'29.265
10	11'47.202	34.011	24.716	17.898	13'03.827P	292,7	15:27'33.092

20/09/2024 P = Pits In/Out - C = Lap Time Cancelled

These data/results cannot be reproduced, stored and/or transmitted in whole or in part by any manner of electronic, mechanical, photocopying, recording, broadcasting or otherwise now known or herein after developed without the previous express consent by the copyright owner, except for reproduction in daily press and regular printed publications on sale to the public within 60 days of the event related to those data/results and always provided that copyright symbol appears together as follows below.

© DORNA WSBK ORGANIZATION Srl 2024





Acerbis Italian Round, 20-22 September 2024

Best Laps & Speeds

No.	Rider Bike	Nat	Best Lap		FP1		FP2												
			LL	SPD	LL	SPD	LL	SPD											
1	22 A. LOWES Kawasaki ZX-10RR	GBR	1'29.685 22 304,2		1'37.765 1 275,5		1'29.685 21 304,2												
2	9 D. PETRUCCI Ducati Panigale V4R	ITA	1'29.766 22 306,8				1'29.766 22 306,8												
3	11 N. BULEGA Ducati Panigale V4R	ITA	1'29.836 22 305,1				1'29.836 22 305,1												
4	53 T. RABAT Kawasaki ZX-10RR	ESP	1'29.976 24 308,6				1'29.976 24 308,6												
5	29 A. IANNONE Ducati Panigale V4R	ITA	1'30.016 18 308,6				1'30.016 18 308,6												
6	1 A. BAUTISTA Ducati Panigale V4R	ESP	1'30.020 32 304,2		1'39.625 14 276,2		1'30.020 18 304,2												
7	7 I. LECUONA Honda CBR1000 RR-R	ESP	1'30.047 21 306,8				1'30.047 21 306,8												
8	31 G. GERLOFF BMW M 1000 RR	USA	1'30.110 16 308,6				1'30.110 16 308,6												
9	45 S. REDDING BMW M 1000 RR	GBR	1'30.123 19 304,2				1'30.123 19 304,2												
10	47 A. BASSANI Kawasaki ZX-10RR	ITA	1'30.185 19 303,4				1'30.185 19 303,4												
11	60 M. VAN DER MARK BMW M 1000 RR	NED	1'30.249 19 303,4		1 229,8		1'30.249 18 303,4												
12	97 X. VIERGE Honda CBR1000 RR-R	ESP	1'30.359 20 306,8				1'30.359 20 306,8												
13	55 A. LOCATELLI Yamaha YZF R1	ITA	1'30.506 26 301,7		1'39.165 2 267,3		1'30.506 24 301,7												
14	21 M. RINALDI Ducati Panigale V4R	ITA	1'30.518 24 305,1		1'38.941 5 279,1		1'30.518 19 305,1												
15	14 S. LOWES Ducati Panigale V4R	GBR	1'30.582 25 299,2		1'36.007 12 274,1		1'30.582 13 299,2												
16	87 R. GARDNER Yamaha YZF R1	AUS	1'30.622 19 300,0				1'30.622 19 300,0												
17	28 B. RAY Yamaha YZF R1	GBR	1'30.684 32 298,3		1'41.861 13 272,0		1'30.684 19 298,3												
18	37 M. REITERBERGER BMW M 1000 RR	GER	1'30.699 26 305,9		1'41.346 11 276,2		1'30.699 15 305,9												
19	52 A. DELBIANCO Yamaha YZF R1	ITA	1'30.906 14 298,3				1'30.906 14 298,3												
20	95 T. MACKENZIE Honda CBR1000 RR-R	GBR	1'31.709 15 298,3				1'31.709 15 298,3												
21	59 N. CANEPA Yamaha YZF R1	ITA	1'31.724 35 293,5		1'41.801 15 262,8		1'31.724 20 293,5												
22	5 P. OETTL Yamaha YZF R1	GER	1'31.826 19 296,7				1'31.826 19 296,7												
23	46 T. BRIDEWELL Honda CBR1000 RR-R	GBR	1'31.942 22 298,3		1'42.668 7 264,7		1'31.942 15 298,3												
24	17 M. FRITZ Yamaha YZF R1	GER	1'31.954 40 295,9		1'42.537 15 267,3		1'31.954 25 295,9												
25	75 I. LOPES Honda CBR1000 RR-R	POR	1'32.747 32 298,3		1'45.897 16 265,4		1'32.747 16 298,3												

20/09/2024

These data/results cannot be reproduced, stored and/or transmitted in whole or in part by any manner of electronic, mechanical, photocopying, recording, broadcasting or otherwise now known or herein after developed without the previous express consent by the copyright owner, except for reproduction in daily press and regular printed publications on sale to the public within 60 days of the event related to those data/results and always provided that copyright symbol appears together as follows below.

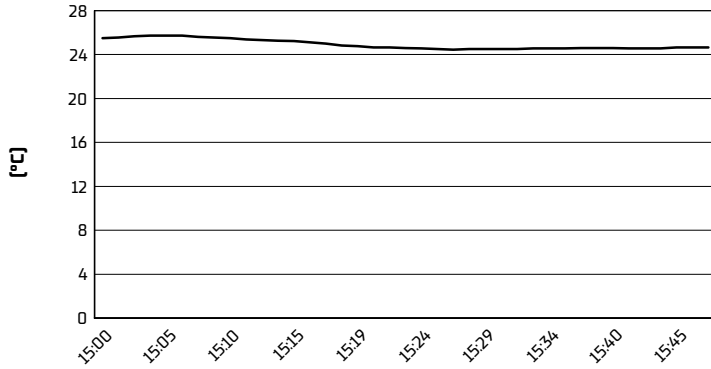
© DORNA WSBK ORGANIZATION Srl 2024

FICR PERUGIA TIMING

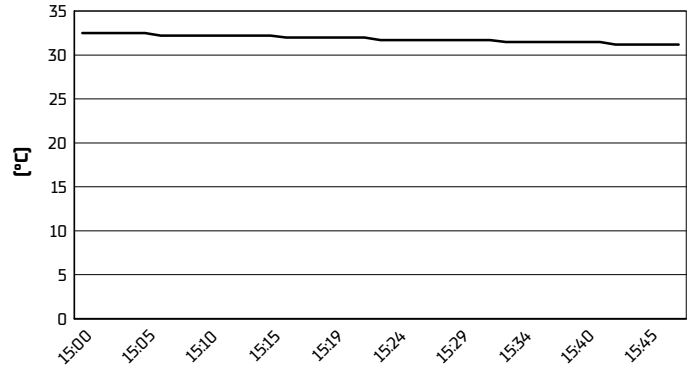


Acerbis Italian Round, 20-22 September 2024
Weather Report Free Practice 2nd Session
Session started 15:00 - Session ended 15:48

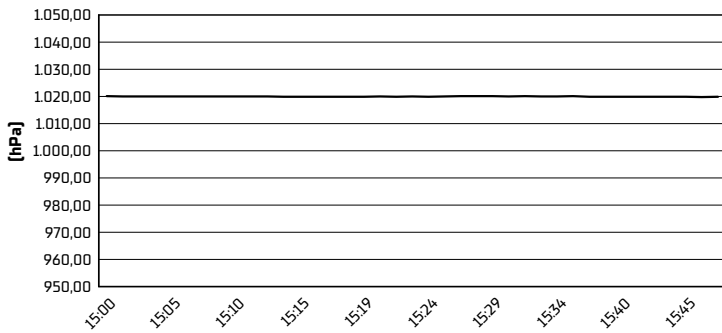
Air Temperature



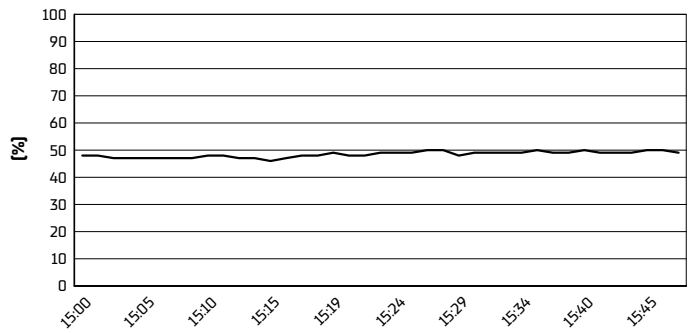
Track Temperature



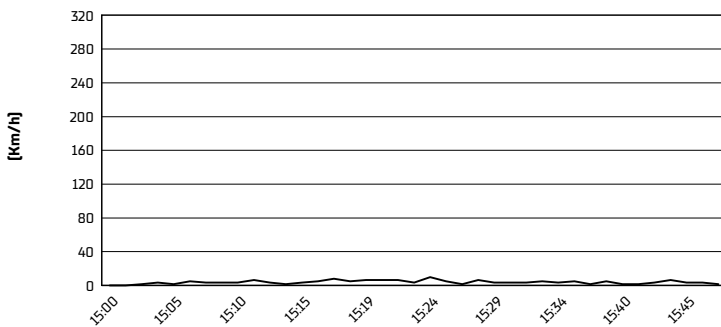
Air Pressure



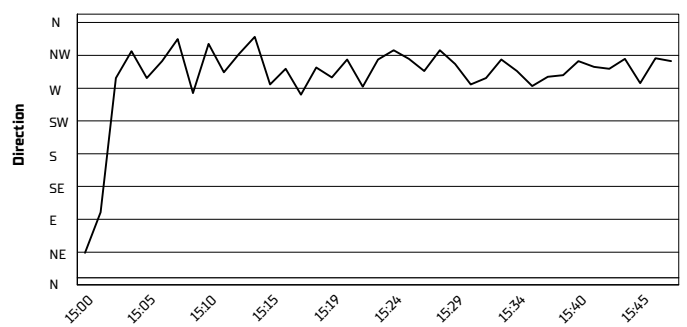
Humidity



Wind Speed



Wind Direction



20/09/2024

These data/results cannot be reproduced, stored and/or transmitted in whole or in part by any manner of electronic, mechanical, photocopying, recording, broadcasting or otherwise now known or herein after developed without the previous express consent by the copyright owner, except for reproduction in daily press and regular printed publications on sale to the public within 60 days of the event related to those data/results and always provided that copyright symbol appears together as follows below.

© DORNA WSBK ORGANIZATION Srl 2024