

No.	Rider	Nat	Team	Bike	Class	Time	Gap	Rel.	Laps	Speed	
										Avg	Max
1	11 N. BULEGA	ITA	Aruba.it Racing - Ducati	Ducati Panigale V4R		1'27.953			5	154,228	306,8
2	29 A. IANNONE	ITA	Team GoEleven	Ducati Panigale V4R	IND	1'28.068	0.115	0.115	6	154,026	305,1
3	9 D. PETRUCCI	ITA	Barni Spark Racing Team	Ducati Panigale V4R	IND	1'28.285	0.332	0.217	6	153,648	306,8
4	22 A. LOWES	GBR	Kawasaki Racing Team WorldSBK	Kawasaki ZX-10RR		1'28.310	0.357	0.025	5	153,604	303,4
5	55 A. LOCATELLI	ITA	Pata Prometeon Yamaha	Yamaha YZF R1		1'28.602	0.649	0.292	7	153,098	300,8
6	14 S. LOWES	GBR	ELF Marc VDS Racing Team	Ducati Panigale V4R	IND	1'28.615	0.662	0.013	8	153,076	301,7
7	97 X. VIERGE	ESP	Team HRC	Honda CBR1000 RR-R		1'28.752	0.799	0.137	8	152,839	306,8
8	7 I. LECUDNA	ESP	Team HRC	Honda CBR1000 RR-R		1'28.845	0.892	0.093	6	152,679	303,4
9	28 B. RAY	GBR	Yamaha Motoxrcing WorldSBK Team	Yamaha YZF R1	IND	1'28.883	0.930	0.038	7	152,614	300,0
10	53 T. RABAT	ESP	Kawasaki Puccetti Racing	Kawasaki ZX-10RR	IND	1'28.921	0.968	0.038	8	152,549	304,2
11	31 G. GERLOFF	USA	Bonovo Action BMW	BMW M1000 RR		1'28.959	1.006	0.038	7	152,484	306,8
12	47 A. BASSANI	ITA	Kawasaki Racing Team WorldSBK	Kawasaki ZX-10RR		1'29.018	1.065	0.059	6	152,383	301,7
13	1 A. BAUTISTA	ESP	Aruba.it Racing - Ducati	Ducati Panigale V4R		1'29.115	1.162	0.097	7	152,217	305,9
14	37 M. REITERBERGER	GER	ROKIT BMW Motorrad WorldSBK Team	BMW M1000 RR		1'29.116	1.163	0.001	7	152,215	308,6
15	45 S. REDDING	GBR	Bonovo Action BMW	BMW M1000 RR		1'29.120	1.167	0.004	8	152,208	303,4
16	87 R. GARDNER	AUS	GYTR GRT Yamaha WorldSBK Team	Yamaha YZF R1		1'29.310	1.357	0.190	7	151,884	301,7
17	60 M. VAN DER MARK	NED	ROKIT BMW Motorrad WorldSBK Team	BMW M1000 RR		1'29.435	1.482	0.125	7	151,672	304,2
18	21 M. RINALDI	ITA	Team Motocorsa Racing	Ducati Panigale V4R	IND	1'29.516	1.563	0.081	7	151,535	304,2
19	59 N. CANEPA	ITA	Pata Prometeon Yamaha	Yamaha YZF R1		1'30.174	2.221	0.658	5	150,429	291,1
20	17 M. FRITZ	GER	GYTR GRT Yamaha WorldSBK Team	Yamaha YZF R1		1'30.195	2.242	0.021	7	150,394	297,5
21	5 P. OETTL	GER	GMT94 Yamaha	Yamaha YZF R1	IND	1'30.227	2.274	0.032	8	150,341	300,0
22	95 T. MACKENZIE	GBR	PETRONAS MIE Racing Honda	Honda CBR1000 RR-R	IND	1'30.243	2.290	0.016	7	150,314	300,8
23	52 A. DELBIANCO	ITA	Yamaha Motoxrcing WorldSBK Team	Yamaha YZF R1	IND	1'30.295	2.342	0.052	5	150,228	300,0
24	46 T. BRIDEWELL	GBR	Honda Racing UK	Honda CBR1000 RR-R	IND	1'30.615	2.662	0.320	7	149,697	298,3
25	75 I. LOPES	POR	PETRONAS MIE Racing Honda	Honda CBR1000 RR-R	IND	1'30.853	2.900	0.238	7	149,305	299,2

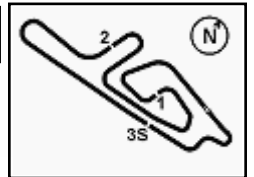
Qualifying Lap Time [105% of 1'27.953]: 1'32.351

AIR	Humidity:	66%	Temp:	21°C
TRACK	Condition:	Dry	Temp:	26°C

Start 21/09/2024 11:00 End 11:18 The results are provisional until the end of the time limit for protests and appeals and the completion of the technical checks.

These data/results cannot be reproduced, stored and/or transmitted in whole or in part by any manner of electronic, mechanical, photocopying, recording, broadcasting or otherwise now known or herein after developed without the previous express consent by the copyright owner, except for reproduction in daily press and regular printed publications on sale to the public within 60 days of the event related to those data/results and always provided that copyright symbol appears together as follows below.

© DORNA WSBK ORGANIZATION Srl 2024



Acerbis Italian Round, 20-22 September 2024

Results Tissot Superpole

Session Highlights

Local Time	No. Rider	Description
09.45.00		Official Ambient Air Temperature 19.3°C - Humidity 77% - Atmospheric Pressure 1022.2mbar
11.00.00		Start of Session
11.02.01	52 A. DELBIANCO	#52 Crashed - Turn 2
11.02.22	52 A. DELBIANCO	#52 Rejoined
11.03.55	14 S. LOWES	#14 Lap Time Cancelled [1'29.563] - Yellow Flag - Turn 2-3
11.04.00	95 T. MACKENZIE	#95 Lap Time Cancelled [1'34.139] - Yellow Flag - Turn 2-3
11.04.05	46 T. BRIDEWELL	#46 Lap Time Cancelled [1'38.474] - Yellow Flag - Turn 2-3
11.04.10	47 A. BASSANI	#47 Lap Time Cancelled (First Lap) - Yellow Flag - Turn 2-3
11.04.15	87 R. GARDNER	#87 Lap Time Cancelled [1'32.185] - Yellow Flag - Turn 2-3
11.04.20	17 M. FRITZ	#17 Lap Time Cancelled [1'32.196] - Yellow Flag - Turn 2-3
11.04.23	59 N. CANEPA	#59 Crashed - Turn 8
11.04.25	55 A. LOCATELLI	#55 Lap Time Cancelled [1'32.870] - Yellow Flag - Turn 2-3
11.04.30	59 N. CANEPA	#59 Lap Time Cancelled [1'32.768] - Yellow Flag - Turn 2-3
11.04.35	52 A. DELBIANCO	#52 Lap Time Cancelled [2'18.861] - Yellow Flag - Turn 2-3
11.04.47	59 N. CANEPA	#59 Rejoined
11.05.54	7 I. LECUONA	#7 Crashed - Turn 7
11.06.22	7 I. LECUONA	#7 Rejoined
11.06.38	7 I. LECUONA	#7 Lap Time Cancelled [1'28.811] - Yellow Flag - Turn 8-9
11.06.43	22 A. LOWES	#22 Lap Time Cancelled [1'28.770] - Yellow Flag - Turn 8-9
11.06.48	97 X. VIERGE	#97 Lap Time Cancelled [1'29.356] - Yellow Flag - Turn 8-9
11.06.53	9 D. PETRUCCI	#9 Lap Time Cancelled [1'43.302] - Yellow Flag - Turn 8-9
11.06.58	29 A. IANNONE	#29 Lap Time Cancelled [1'38.202] - Yellow Flag - Turn 8-9
11.07.52	97 X. VIERGE	#97 Lap Time Cancelled [1'38.368] - Yellow Flag - Turn 7
11.07.57	45 S. REDDING	#45 Lap Time Cancelled [2'26.687] - Yellow Flag - Turn 7
11.08.02	1 A. BAUTISTA	#1 Lap Time Cancelled [1'40.843] - Yellow Flag - Turn 7
11.08.07	21 M. RINALDI	#21 Lap Time Cancelled [1'46.233] - Yellow Flag - Turn 7
11.12.40	22 A. LOWES	#22 Crashed - Turn 13
11.13.02	11 N. BULEGA	#11 Crashed - Turn 2
11.15.57	45 S. REDDING	#45 Lap Time Cancelled [2'26.469] - Yellow Flag - Turn 13
11.16.02	59 N. CANEPA	#59 Lap Time Cancelled [6'49.841] - Yellow Flag - Turn 13
11.16.07	37 M. REITERBERGER	#37 Lap Time Cancelled [1'28.723] - Yellow Flag - Turn 13
11.16.12	52 A. DELBIANCO	#52 Lap Time Cancelled [1'30.088] - Yellow Flag - Turn 13
11.16.17	5 P. OETTL	#5 Lap Time Cancelled [1'30.165] - Yellow Flag - Turn 13
11.16.22	46 T. BRIDEWELL	#46 Lap Time Cancelled [1'30.787] - Yellow Flag - Turn 13
11.16.27	7 I. LECUONA	#7 Lap Time Cancelled [5'22.085] - Yellow Flag - Turn 13
11.16.32	47 A. BASSANI	#47 Lap Time Cancelled [1'28.997] - Yellow Flag - Turn 13
11.16.37	87 R. GARDNER	#87 Lap Time Cancelled [1'29.392] - Yellow Flag - Turn 13
11.16.42	17 M. FRITZ	#17 Lap Time Cancelled [1'30.083] - Yellow Flag - Turn 13
11.16.47	60 M. VAN DER MARK	#60 Lap Time Cancelled [1'28.902] - Yellow Flag - Turn 13
11.16.52	9 D. PETRUCCI	#9 Lap Time Cancelled [1'35.840] - Yellow Flag - Turn 13
11.16.57	95 T. MACKENZIE	#95 Lap Time Cancelled [1'30.453] - Yellow Flag - Turn 13
11.17.02	1 A. BAUTISTA	#1 Lap Time Cancelled [1'29.269] - Yellow Flag - Turn 13
11.17.07	31 G. GERLOFF	#31 Lap Time Cancelled [1'29.598] - Yellow Flag - Turn 13
11.17.12	45 S. REDDING	#45 Lap Time Cancelled [1'31.746] - Yellow Flag - Turn 2-3
11.17.15	59 N. CANEPA	#59 Lap Time Cancelled [1'31.990] - Yellow Flag - Turn 2-3
11.17.18	37 M. REITERBERGER	#37 Lap Time Cancelled [1'33.280] - Yellow Flag - Turn 2-3
11.17.21	52 A. DELBIANCO	#52 Lap Time Cancelled [1'38.152] - Yellow Flag - Turn 2-3
11.17.24	5 P. OETTL	#5 Lap Time Cancelled [1'37.251] - Yellow Flag - Turn 2-3
11.17.27	46 T. BRIDEWELL	#46 Lap Time Cancelled [1'37.020] - Yellow Flag - Turn 2-3
11.17.30	7 I. LECUONA	#7 Lap Time Cancelled [1'29.379] - Yellow Flag - Turn 2-3
11.17.33	47 A. BASSANI	#47 Lap Time Cancelled [1'30.095] - Yellow Flag - Turn 2-3
11.17.36	17 M. FRITZ	#17 Lap Time Cancelled [1'35.059] - Yellow Flag - Turn 2-3
11.17.39	87 R. GARDNER	#87 Lap Time Cancelled [1'35.314] - Yellow Flag - Turn 2-3
11.17.42	60 M. VAN DER MARK	#60 Lap Time Cancelled [1'30.757] - Yellow Flag - Turn 2-3
11.17.45	9 D. PETRUCCI	#9 Lap Time Cancelled [1'40.422] - Yellow Flag - Turn 2-3
11.17.48	95 T. MACKENZIE	#95 Lap Time Cancelled [1'30.494] - Yellow Flag - Turn 2-3

21/09/2024 Start 11:00 End 11:18 The results are provisional until the end of the time limit for protests and appeals and the completion of the technical checks.

These data/results cannot be reproduced, stored and/or transmitted in whole or in part by any manner of electronic, mechanical, photocopying, recording, broadcasting or otherwise now known or herein after developed without the previous express consent by the copyright owner, except for reproduction in daily press and regular printed publications on sale to the public within 60 days of the event related to those data/results and always provided that copyright symbol appears together as follows below.

© DORNA WSBK ORGANIZATION Srl 2024

11.18.31
11.18.37

Results Confirmed
End of Session

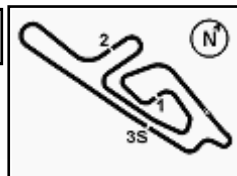
Fastest Laps Sequence

No.	Rider	Nat	Team	Bike	Local Time	Time	Gap	Avg
53	T. RABAT	ESP	Kawasaki Puccetti Racing	Kawasaki ZX-10RR	11:03'01.104	1'29.407		151,720
45	S. REDDING	GBR	Bonovo Action BMW	BMW M1000 RR	11:03'02.806	1'29.406	-0.001	151,721
31	G. GERLOFF	USA	Bonovo Action BMW	BMW M1000 RR	11:03'04.055	1'29.328	-0.078	151,854
9	D. PETRUCCI	ITA	Barni Spark Racing Team	Ducati Panigale V4R	11:03'54.142	1'28.983	-0.345	152,443
29	A. IANNONE	ITA	Team GoEleven	Ducati Panigale V4R	11:03'55.453	1'28.263	-0.720	153,686
29	A. IANNONE	ITA	Team GoEleven	Ducati Panigale V4R	11:12'27.247	1'28.068	-0.195	154,026
11	N. BULEGA	ITA	Aruba.it Racing - Ducati	Ducati Panigale V4R	11:12'36.717	1'27.953	-0.115	154,228

21/09/2024 Start End The results are provisional until the end of the time limit for protests and appeals
11:00 11:18 and the completion of the technical checks.

These data/results cannot be reproduced, stored and/or transmitted in whole or in part by any manner of electronic, mechanical, photocopying, recording, broadcasting or otherwise now known or herein after developed without the previous express consent by the copyright owner, except for reproduction in daily press and regular printed publications on sale to the public within 60 days of the event related to those data/results and always provided that copyright symbol appears together as follows below.

© DORNA WSBK ORGANIZATION Srl 2024



Cremona Circuit 3.768 m

Acerbis Italian Round, 20-22 September 2024

Best Sectors & Speed Tissot Superpole

BEST LAP

1	11 N. BULEGA	Ducati Panigale V4R	1'27.953
2	29 A. IANNONE	Ducati Panigale V4R	1'28.068
3	9 D. PETRUCCI	Ducati Panigale V4R	1'28.285
4	22 A. LOWES	Kawasaki ZX-10RR	1'28.310
5	55 A. LOCATELLI	Yamaha YZF R1	1'28.602
6	14 S. LOWES	Ducati Panigale V4R	1'28.615
7	97 X. VIERGE	Honda CBR1000 RR-R	1'28.752
8	7 I. LECUONA	Honda CBR1000 RR-R	1'28.845
9	28 B. RAY	Yamaha YZF R1	1'28.883
10	53 T. RABAT	Kawasaki ZX-10RR	1'28.921
11	31 G. GERLOFF	BMW M 1000 RR	1'28.959
12	47 A. BASSANI	Kawasaki ZX-10RR	1'29.018
13	1 A. BAUTISTA	Ducati Panigale V4R	1'29.115
14	37 M. REITERBERGER	BMW M 1000 RR	1'29.116
15	45 S. REDDING	BMW M 1000 RR	1'29.120
16	87 R. GARDNER	Yamaha YZF R1	1'29.310
17	60 M. VAN DER MARK	BMW M 1000 RR	1'29.435
18	21 M. RINALDI	Ducati Panigale V4R	1'29.516
19	59 N. CANEPA	Yamaha YZF R1	1'30.174
20	17 M. FRITZ	Yamaha YZF R1	1'30.195
21	5 P. OETTL	Yamaha YZF R1	1'30.227
22	95 T. MACKENZIE	Honda CBR1000 RR-R	1'30.243
23	52 A. DELBIANCO	Yamaha YZF R1	1'30.295
24	46 T. BRIDEWELL	Honda CBR1000 RR-R	1'30.615
25	75 I. LOPES	Honda CBR1000 RR-R	1'30.853

SPEED

1	37 M. REITERBERGER	BMW M 1000 RR	308,6
2	31 G. GERLOFF	BMW M 1000 RR	306,8
3	11 N. BULEGA	Ducati Panigale V4R	306,8
4	97 X. VIERGE	Honda CBR1000 RR-R	306,8
5	9 D. PETRUCCI	Ducati Panigale V4R	306,8
6	1 A. BAUTISTA	Ducati Panigale V4R	305,9
7	29 A. IANNONE	Ducati Panigale V4R	305,1
8	53 T. RABAT	Kawasaki ZX-10RR	304,2
9	60 M. VAN DER MARK	BMW M 1000 RR	304,2
10	21 M. RINALDI	Ducati Panigale V4R	304,2
11	7 I. LECUONA	Honda CBR1000 RR-R	303,4
12	22 A. LOWES	Kawasaki ZX-10RR	303,4
13	45 S. REDDING	BMW M 1000 RR	303,4
14	47 A. BASSANI	Kawasaki ZX-10RR	301,7
15	87 R. GARDNER	Yamaha YZF R1	301,7
16	14 S. LOWES	Ducati Panigale V4R	301,7
17	95 T. MACKENZIE	Honda CBR1000 RR-R	300,8
18	55 A. LOCATELLI	Yamaha YZF R1	300,8
19	28 B. RAY	Yamaha YZF R1	300,0
20	5 P. OETTL	Yamaha YZF R1	300,0
21	52 A. DELBIANCO	Yamaha YZF R1	300,0
22	75 I. LOPES	Honda CBR1000 RR-R	299,2
23	46 T. BRIDEWELL	Honda CBR1000 RR-R	298,3
24	17 M. FRITZ	Yamaha YZF R1	297,5
25	59 N. CANEPA	Yamaha YZF R1	291,1

SEG. 1

1	29 A. IANNONE	16.388
2	9 D. PETRUCCI	16.442
3	14 S. LOWES	16.479
4	55 A. LOCATELLI	16.493
5	37 M. REITERBERGER	16.530
6	28 B. RAY	16.542
7	53 T. RABAT	16.544
8	22 A. LOWES	16.545
9	7 I. LECUONA	16.584
10	11 N. BULEGA	16.626
11	31 G. GERLOFF	16.645
12	97 X. VIERGE	16.648
13	87 R. GARDNER	16.670
14	47 A. BASSANI	16.682
15	59 N. CANEPA	16.683
16	45 S. REDDING	16.687
17	60 M. VAN DER MARK	16.699
18	1 A. BAUTISTA	16.719
19	17 M. FRITZ	16.759
20	21 M. RINALDI	16.783
21	52 A. DELBIANCO	16.834
22	5 P. OETTL	16.887
23	46 T. BRIDEWELL	16.892
24	95 T. MACKENZIE	16.935
25	75 I. LOPES	17.037

SEG. 2

1	11 N. BULEGA	31.605
2	22 A. LOWES	31.691
3	29 A. IANNONE	31.707
4	55 A. LOCATELLI	31.854
5	7 I. LECUONA	31.860
6	9 D. PETRUCCI	31.895
7	97 X. VIERGE	31.907
8	28 B. RAY	31.916
9	47 A. BASSANI	31.918
10	60 M. VAN DER MARK	31.936
11	37 M. REITERBERGER	31.939
12	87 R. GARDNER	31.970
13	14 S. LOWES	31.998
14	21 M. RINALDI	32.004
15	53 T. RABAT	32.023
16	31 G. GERLOFF	32.031
17	45 S. REDDING	32.093
18	1 A. BAUTISTA	32.106
19	95 T. MACKENZIE	32.224
20	52 A. DELBIANCO	32.298
21	59 N. CANEPA	32.338
22	5 P. OETTL	32.385
23	46 T. BRIDEWELL	32.386
24	17 M. FRITZ	32.429
25	75 I. LOPES	32.590

SEG. 3

1	11 N. BULEGA	23.083
2	1 A. BAUTISTA	23.207
3	9 D. PETRUCCI	23.223
4	29 A. IANNONE	23.242
5	22 A. LOWES	23.305
6	31 G. GERLOFF	23.359
7	47 A. BASSANI	23.374
8	14 S. LOWES	23.381
9	53 T. RABAT	23.385
10	60 M. VAN DER MARK	23.412
11	97 X. VIERGE	23.430
12	37 M. REITERBERGER	23.450
13	7 I. LECUONA	23.467
14	55 A. LOCATELLI	23.488
15	45 S. REDDING	23.533
16	21 M. RINALDI	23.562
17	5 P. OETTL	23.619
18	28 B. RAY	23.630
19	87 R. GARDNER	23.653
20	95 T. MACKENZIE	23.720
21	17 M. FRITZ	23.783
22	52 A. DELBIANCO	23.805
23	59 N. CANEPA	23.862
24	46 T. BRIDEWELL	23.947
25	75 I. LOPES	23.994

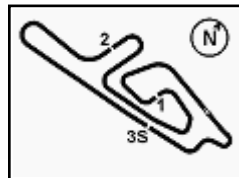
SEG. 4

1	11 N. BULEGA	16.639
2	55 A. LOCATELLI	16.697
3	53 T. RABAT	16.708
4	29 A. IANNONE	16.721
5	9 D. PETRUCCI	16.725
6	45 S. REDDING	16.728
7	7 I. LECUONA	16.738
8	14 S. LOWES	16.757
9	97 X. VIERGE	16.767
10	22 A. LOWES	16.769
11	28 B. RAY	16.795
12	37 M. REITERBERGER	16.834
13	87 R. GARDNER	16.872
14	60 M. VAN DER MARK	16.880
15	47 A. BASSANI	16.881
16	1 A. BAUTISTA	16.898
17	31 G. GERLOFF	16.912
18	21 M. RINALDI	16.925
19	5 P. OETTL	16.971
20	17 M. FRITZ	17.044
21	52 A. DELBIANCO	17.070
22	95 T. MACKENZIE	17.072
23	46 T. BRIDEWELL	17.072
24	59 N. CANEPA	17.108
25	75 I. LOPES	17.171

21/09/2024

These data/results cannot be reproduced, stored and/or transmitted in whole or in part by any manner of electronic, mechanical, photocopying, recording, broadcasting or otherwise now known or herein after developed without the previous express consent by the copyright owner, except for reproduction in daily press and regular printed publications on sale to the public within 60 days of the event related to those data/results and always provided that copyright symbol appears together as follows below.

© DORNA WSBK ORGANIZATION Srl 2024



Cremona Circuit 3.768 m

Acerbis Italian Round, 20-22 September 2024

Ideal Times Tissot Superpole

No.	Rider	Nat	Bike	Seg. 1	Seg. 2	Seg. 3	Seg. 4	Ideal Time			
				Diff. 1	Diff. 2	Diff. 3	Diff. 4	Best Lap	Pos.	Diff.	
1	11 N. BULEGA	ITA	Ducati Panigale V4R	16.626	31.605	23.083	16.639	1'27.953	1'27.953	1	
2	29 A. IANNONE	ITA	Ducati Panigale V4R	16.388	31.707	23.242	16.721 +0.010	1'28.058	1'28.068	2	0.010
3	9 D. PETRUCCI	ITA	Ducati Panigale V4R	16.442	31.895	23.223	16.725	1'28.285	1'28.285	3	
4	22 A. LOWES	GBR	Kawasaki ZX-10RR	16.545	31.691	23.305	16.769	1'28.310	1'28.310	4	
5	55 A. LOCATELLI	ITA	Yamaha YZF R1	16.493	31.854	23.488 +0.070	16.697	1'28.532	1'28.602	5	0.070
6	14 S. LOWES	GBR	Ducati Panigale V4R	16.479	31.998	23.381	16.757	1'28.615	1'28.615	6	
7	7 I. LECUONA	ESP	Honda CBR1000 RR-R	16.584 +0.030	31.860 +0.117	23.467	16.738 +0.049	1'28.649	1'28.845	8	0.196
8	53 T. RABAT	ESP	Kawasaki ZX-10RR	16.544	32.023 +0.067	23.385	16.708 +0.194	1'28.660	1'28.921	10	0.261
9	97 X. VIERGE	ESP	Honda CBR1000 RR-R	16.648	31.907	23.430	16.767	1'28.752	1'28.752	7	
10	37 M. REITERBERGER	GER	BMW M1000 RR	16.530 +0.170	31.939 +0.193	23.450	16.834	1'28.753	1'29.116	14	0.363
11	47 A. BASSANI	ITA	Kawasaki ZX-10RR	16.682 +0.075	31.918 +0.057	23.374 +0.031	16.881	1'28.855	1'29.018	12	0.163
12	28 B. RAY	GBR	Yamaha YZF R1	16.542	31.916	23.630	16.795	1'28.883	1'28.883	9	
13	60 M. VAN DER MARK	NED	BMW M1000 RR	16.699 +0.156	31.936 +0.297	23.412 +0.055	16.880	1'28.927	1'29.435	17	0.508
14	1 A. BAUTISTA	ESP	Ducati Panigale V4R	16.719	32.106	23.207 +0.079	16.898 +0.106	1'28.930	1'29.115	13	0.185
15	31 G. GERLOFF	USA	BMW M1000 RR	16.645 +0.005	32.031	23.359 +0.007	16.912	1'28.947	1'28.959	11	0.012
16	45 S. REDDING	GBR	BMW M1000 RR	16.687 +0.031	32.093	23.533 +0.048	16.728	1'29.041	1'29.120	15	0.079
17	87 R. GARDNER	AUS	Yamaha YZF R1	16.670 +0.096	31.970 +0.049	23.653	16.872	1'29.165	1'29.310	16	0.145
18	21 M. RINALDI	ITA	Ducati Panigale V4R	16.783	32.004 +0.169	23.562 +0.073	16.925	1'29.274	1'29.516	18	0.242
19	5 P. OETTL	GER	Yamaha YZF R1	16.887	32.385 +0.228	23.619 +0.137	16.971	1'29.862	1'30.227	21	0.365
20	95 T. MACKENZIE	GBR	Honda CBR1000 RR-R	16.935	32.224 +0.230	23.720 +0.062	17.072	1'29.951	1'30.243	22	0.292
21	59 N. CANEPA	ITA	Yamaha YZF R1	16.683 +0.146	32.338	23.862 +0.037	17.108	1'29.991	1'30.174	19	0.183
22	52 A. DELBIANCO	ITA	Yamaha YZF R1	16.834 +0.070	32.298 +0.218	23.805	17.070	1'30.007	1'30.295	23	0.288
23	17 M. FRITZ	GER	Yamaha YZF R1	16.759 +0.016	32.429 +0.084	23.783 +0.080	17.044	1'30.015	1'30.195	20	0.180
24	46 T. BRIDEWELL	GBR	Honda CBR1000 RR-R	16.892 +0.078	32.386	23.947 +0.148	17.072 +0.092	1'30.297	1'30.615	24	0.318
25	75 I. LOPES	POR	Honda CBR1000 RR-R	17.037 +0.061	32.590	23.994	17.171	1'30.792	1'30.853	25	0.061
Overall Ideal Time				16.388	31.605	23.083	16.639	1'27.715			

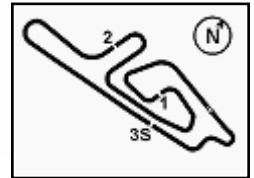
21/09/2024

These data/results cannot be reproduced, stored and/or transmitted in whole or in part by any manner of electronic, mechanical, photocopying, recording, broadcasting or otherwise now known or herein after developed without the previous express consent by the copyright owner, except for reproduction in daily press and regular printed publications on sale to the public within 60 days of the event related to those data/results and always provided that copyright symbol appears together as follows below.

© DORNA WSBK ORGANIZATION Srl 2024

FIGR PERUGIA TIMING





Acerbis Italian Round, 20-22 September 2024

Chronological Analysis Tissot Superpole

1° 11 N. BULEGA [1'27.953]							
Lap	Seg1	Seg2	Seg3	Seg4	Lap Time	km/h	Local Time
1		33.191	23.526	17.235		301,7	
2	16.784	31.842	23.518	16.654	1'28.798	306,8	11:04'08.085
3	16.770	31.929	23.372	27.041	1'39.112P	300,8	11:05'47.197
4	2'39.192	33.349	23.770	16.968	3'53.279P	300,8	11:09'40.476
5	16.680	31.773	23.123	16.712	1'28.288	305,1	11:11'08.764
6	16.626	31.605	23.083	16.639	1'27.953	306,8	11:12'36.717

2° 29 A. IANNONE [1'28.068]							
Lap	Seg1	Seg2	Seg3	Seg4	Lap Time	km/h	Local Time
1		32.582	23.486	16.827		300,8	
2	16.462	31.795	23.285	16.721	1'28.263	305,1	11:03'55.453
3	16.694	32.042	23.735	25.731	1'38.202CP	288,8	11:05'33.655
4	4'08.589	32.958	26.200	17.777	5'25.524P	207,3	11:10'59.179
5	16.388	31.707	23.242	16.731	1'28.068	303,4	11:12'27.247
6	18.562	41.323	27.528	17.722	1'45.135	275,5	11:14'12.382
7	26.791	43.635	24.557	17.734	1'52.717	280,5	11:16'05.099

3° 9 D. PETRUCCI [1'28.285]							
Lap	Seg1	Seg2	Seg3	Seg4	Lap Time	km/h	Local Time
1		33.709	23.785	17.143		294,3	
2	16.687	32.019	23.369	16.908	1'28.983	303,4	11:03'54.142
3	16.613	32.081	25.825	28.783	1'43.302CP	295,9	11:05'37.444
4	3'29.623	32.781	23.405	16.765	4'42.574P	305,1	11:10'20.018
5	16.442	31.895	23.223	16.725	1'28.285	306,8	11:11'48.303
6	16.703	34.525	25.455	19.157	1'35.840C	298,3	11:13'24.143
7	18.233	38.250	24.816	19.123	1'40.422C	303,4	11:15'04.565

4° 22 A. LOWES [1'28.310]							
Lap	Seg1	Seg2	Seg3	Seg4	Lap Time	km/h	Local Time
1		33.273	23.706	17.104		298,3	
2	22.073	34.890	23.752	16.994	1'37.709	300,0	11:03'48.376
3	16.580	31.906	23.468	16.816	1'28.770C	302,5	11:05'17.146
4	16.685	31.811	23.450	26.639	1'38.585P	298,3	11:06'55.731
5	1'12.014	33.207	23.504	17.025	2'25.750P	300,8	11:09'21.481
6	16.545	31.691	23.305	16.769	1'28.310	303,4	11:10'49.791
7	27.942	35.486	23.625		292,7		

5° 55 A. LOCATELLI [1'28.602]							
Lap	Seg1	Seg2	Seg3	Seg4	Lap Time	km/h	Local Time
1		37.479	24.095	17.990		292,7	
2	17.026	33.200	24.338	18.306	1'32.870C	259,0	11:03'24.863
3	16.602	32.011	23.488	16.702	1'28.803	300,8	11:04'53.666
4	16.938	34.031	25.526	28.639	1'45.134P	203,0	11:06'38.800
5	2'58.466	38.415	24.488	17.668	4'19.037P	231,8	11:10'57.837
6	16.493	31.854	23.558	16.697	1'28.602	299,2	11:12'26.439
7	16.581	32.091	26.339	20.484	1'35.495	238,4	11:14'01.934
8	16.631	32.014	23.685	17.346	1'29.676	297,5	11:15'31.610

6° 14 S. LOWES [1'28.615]							
Lap	Seg1	Seg2	Seg3	Seg4	Lap Time	km/h	Local Time
1		33.583	24.097	18.323		251,2	
2	16.682	32.375	23.528	16.978	1'29.563C	291,1	11:03'12.390
3	16.661	35.634	23.826	16.975	1'33.096	300,8	11:04'45.486
4	16.699	32.145	23.411	16.927	1'29.182	297,5	11:06'14.668
5	17.137	34.922	24.067	27.129	1'43.255P	287,2	11:07'57.923
6	2'00.402	32.500	23.461	17.115	3'13.478P	296,7	11:11'11.401
7	16.479	31.998	23.381	16.757	1'28.615	301,7	11:12'40.016
8	22.232	34.180	23.581	17.285	1'37.278	296,7	11:14'17.294
9	16.536	32.013	23.451	16.978	1'28.978	296,7	11:15'46.272

7° 97 X. VIERGE [1'28.752]							
Lap	Seg1	Seg2	Seg3	Seg4	Lap Time	km/h	Local Time
1		32.838	23.613	17.116		299,2	
2	19.191	33.586	26.030	17.747	1'36.554	195,7	11:03'49.057
3	16.742	32.041	23.541	17.032	1'29.356C	300,8	11:05'18.413
4	16.804	32.032	23.856	25.676	1'38.368CP	300,8	11:06'56.781
5	1'11.482	33.031	23.767	17.086	2'25.366P	300,0	11:09'22.147
6	16.648	31.907	23.430	16.767	1'28.752	306,8	11:10'50.899
7	16.774	31.962	23.653	21.276	1'33.665	291,9	11:12'24.564
8	16.912	34.600	26.174	20.474	1'38.160	213,0	11:14'02.724
9	16.683	32.031	23.653	16.845	1'29.212	305,1	11:15'31.936

8° 7 I. LECUONA [1'28.845]							
Lap	Seg1	Seg2	Seg3	Seg4	Lap Time	km/h	Local Time
1		32.677	23.545	17.070		302,5	
2	17.989	32.849	23.471	16.738	1'31.047	302,5	11:03'42.762
3	16.584	31.860	23.516	16.851	1'28.811C	302,5	11:05'11.573
4	16.623	1'14.953	24.466	26.294	2'22.386P	280,5	11:07'33.909
5	4'05.918	32.191	26.769	17.207	5'22.085CP	302,5	11:12'55.994
6	16.680	32.084	23.629	16.986	1'29.379C	300,8	11:14'25.373
7	16.614	31.977	23.467	16.787	1'28.845	303,4	11:15'54.218

9° 28 B. RAY [1'28.883]							
Lap	Seg1	Seg2	Seg3	Seg4	Lap Time	km/h	Local Time
1		33.649	24.389	17.730		285,7	
2	16.817	32.423	23.661	16.857	1'29.758	297,5	11:03'04.704
3	16.596	31.979	23.710	16.899	1'29.184	300,0	11:04'33.888
4	17.744	33.208	24.218	25.870	1'41.040P	294,3	11:06'14.928
5	3'35.973	34.434	26.642	17.386	4'54.435P	231,8	11:11'09.363
6	16.542	31.916	23.630	16.795	1'28.883	296,7	11:12'38.246
7	18.093	32.738	24.299	17.720	1'32.850	292,7	11:14'11.096
8	16.959	33.251	24.365	17.381	1'31.956	291,1	11:15'43.052

10° 53 T. RABAT [1'28.921]							
Lap	Seg1	Seg2	Seg3	Seg4	Lap Time	km/h	Local Time
1		33.022	23.699	17.341		298,3	
2	16.662	32.375	23.497	16.873	1'29.407	304,2	11:03'01.104
3	16.681	32.324	23.389	16.709	1'29.103	302,5	11:04'30.207
4	16.562	32.319	23.520	16.708	1'29.109	299,2	11:05'59.316
5	16.920	32.812	23.800	25.158	1'38.690P	296,7	11:07'38.006
6	2'08.187	33.386	27.321	16.900	3'25.794P	303,4	11:11'03.800
7	16.544	32.090	23.385	16.902	1'28.921	293,5	11:12'32.721
8	17.664	33.411	23.643	17.121	1'31.839	296,7	11:14'04.560
9	16.772	32.023	23.507	16.794	1'29.096	299,2	11:15'33.656

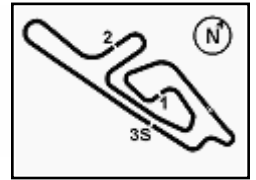
11° 31 G. GERLOFF [1'28.959]							
Lap	Seg1	Seg2	Seg3	Seg4	Lap Time	km/h	Local Time
1		33.176	23.986	17.621		304,2	
2	16.797	32.137	23.427	16.967	1'29.328	306,8	11:03'04.055
3	16.650	32.031	23.366	16.912	1'28.959	306,8	11:04'33.014
4	18.815	33.764	23.976	25.863	1'42.418P	290,3	11:06'15.432
5	3'16.867	33.128	23.808	17.124	4'30.927P	303,4	11:10'46.359
6	16.677	37.372	23.711	19.862	1'37.622	297,5	11:12'23.981
7	16.645	32.258	23.419	17.276	1'29.598C	303,4	11:13'53.579
8	16.675	32.037	23.359	16.916	1'28.987	305,9	11:15'22.566

12° 47 A. BASSANI [1'29.018]							
Lap	Seg1	Seg2	Seg3	Seg4	Lap Time	km/h	Local Time
1		37.159	24.588	18.857		C 259,0	
2	16.757	31.975	23.405	16.881	1'29.018	300,0	11:04'55.058

21/09/2024 P = Pits In/Dut - C = Lap Time Cancelled

These data/results cannot be reproduced, stored and/or transmitted in whole or in part by any manner of electronic, mechanical, photocopying, recording, broadcasting or otherwise now known or herein after developed without the previous express consent by the copyright owner, except for reproduction in daily press and regular printed publications on sale to the public within 60 days of the event related to those data/results and always provided that copyright symbol appears together as follows below.

© DORNA WSBK ORGANIZATION Srl 2024



Acerbis Italian Round, 20-22 September 2024
Chronological Analysis Tissot Superpole

3	16.888	33.258	24.109	26.620	1'40.875P	274,8	11:06'35.933
4	3'37.057	33.788	23.917	17.467	4'52.229P	293,5	11:11'28.162
5	16.682	31.918	23.374	17.023	1'28.997C	301,7	11:12'57.159
6	16.895	32.290	23.564	17.346	1'30.095C	300,0	11:14'27.254
7	16.922	37.800	24.276	17.260	1'36.258	300,8	11:16'03.512

13° 1 A. BAUTISTA (1'29.115)							
Lap	Seg.1	Seg.2	Seg.3	Seg.4	Lap Time	km/h	Local Time
1		32.872	23.574	17.312		300,0	
2	16.738	32.149	23.207	17.079	1'29.173	305,9	11:04'10.105
3	16.898	32.141	23.373	16.943	1'29.355	305,9	11:05'39.460
4	17.803	33.474	23.367	26.199	1'40.843CP	300,0	11:07'20.303
5	2'21.322	32.578	23.371	16.941	3'34.212P	305,1	11:10'54.515
6	16.719	32.106	23.286	17.004	1'29.115	304,2	11:12'23.630
7	16.870	32.133	23.379	16.887	1'29.269C	305,1	11:13'52.899
8	16.838	32.307	23.430	16.898	1'29.473	305,1	11:15'22.372

14° 37 M. REITERBERGER (1'29.116)							
Lap	Seg.1	Seg.2	Seg.3	Seg.4	Lap Time	km/h	Local Time
1		35.175	26.188	17.098		302,5	
2	16.983	32.193	23.581	17.038	1'29.795	305,9	11:03'10.105
3	16.700	32.132	23.450	16.834	1'29.116	308,6	11:04'39.221
4	18.640	32.665	23.606	25.704	1'40.615P	307,7	11:06'19.836
5	3'46.128	32.779	23.660	16.881	4'59.448P	303,4	11:11'19.284
6	16.530	31.939	23.458	16.796	1'28.723C	305,1	11:12'48.007
7	17.628	34.694	24.133	16.825	1'33.280C	302,5	11:14'21.287
8	16.705	32.409	23.755	16.979	1'29.848	303,4	11:15'51.135

15° 45 S. REDDING (1'29.120)							
Lap	Seg.1	Seg.2	Seg.3	Seg.4	Lap Time	km/h	Local Time
1		33.365	23.930	17.279		296,7	
2	16.811	32.137	23.533	16.925	1'29.406	301,7	11:03'02.806
3	16.837	32.381	24.166	25.743	1'39.127P	276,9	11:04'41.933
4	1'12.559	33.055	23.922	17.151	2'26.687CP	300,8	11:07'08.620
5	16.718	32.093	23.581	16.728	1'29.120	301,7	11:08'37.740
6	17.102	32.616	23.861	25.764	1'39.343P	299,2	11:10'17.083
7	1'09.934	35.472	23.934	17.129	2'26.469CP	303,4	11:12'43.552
8	17.623	33.333	23.800	16.990	1'31.746C	302,5	11:14'15.298
9	16.687	32.241	23.641	16.764	1'29.333	302,5	11:15'44.631

16° 87 R. GARDNER (1'29.310)							
Lap	Seg.1	Seg.2	Seg.3	Seg.4	Lap Time	km/h	Local Time
1		34.435	24.512	17.627		289,5	
2	16.807	32.181	25.079	18.118	1'32.185C	254,1	11:03'21.724
3	16.693	31.970	24.049	16.896	1'29.608	296,7	11:04'51.332
4	22.055	34.333	24.052	28.296	1'48.736P	279,1	11:06'40.068
5	3'36.677	34.037	24.927	18.339	4'53.980P	282,7	11:11'34.048
6	16.670	32.045	23.809	16.868	1'29.392C	299,2	11:13'03.440
7	20.809	33.531	23.796	17.178	1'35.314C	301,7	11:14'38.754
8	16.766	32.019	23.653	16.872	1'29.310	301,7	11:16'08.064

17° 60 M. VAN DER MARK (1'29.435)							
Lap	Seg.1	Seg.2	Seg.3	Seg.4	Lap Time	km/h	Local Time
1		35.964	25.232	17.706		272,7	
2	16.760	32.357	23.573	17.295	1'29.985	304,2	11:03'10.957
3	16.855	32.233	23.467	16.880	1'29.435	303,4	11:04'40.392
4	16.952	32.303	23.560	26.291	1'39.106P	302,5	11:06'19.498
5	4'04.389	32.958	23.793	17.166	5'18.306P	300,8	11:11'37.804
6	16.699	31.936	23.412	16.855	1'28.902C	304,2	11:13'06.706
7	17.182	32.825	23.541	17.209	1'30.757C	302,5	11:14'37.463
8	16.752	32.071	23.700	16.997	1'29.520	301,7	11:16'06.983

18° 21 M. RINALDI (1'29.516)							
Lap	Seg.1	Seg.2	Seg.3	Seg.4	Lap Time	km/h	Local Time
1			33.406	23.914	17.686	294,3	
2	16.795	32.330	23.562	17.067	1'29.754	303,4	11:04'14.498
3	16.823	32.437	23.618	16.984	1'29.862	304,2	11:05'44.360
4	17.906	35.266	24.845	28.216	1'46.233CP	274,8	11:07'30.593
5	2'04.365	38.636	24.325	18.534	3'25.860P	293,5	11:10'56.453
6	20.236	33.617	24.112	17.300	1'35.265	300,8	11:12'31.718
7	16.832	32.004	23.571	17.174	1'29.581	302,5	11:14'01.299
8	16.783	32.173	23.635	16.925	1'29.516	301,7	11:15'30.815

19° 59 N. CANEPA (1'30.174)							
Lap	Seg.1	Seg.2	Seg.3	Seg.4	Lap Time	km/h	Local Time
1		40.026	24.020	18.021		291,1	
2	16.999	33.197	24.261	18.311	1'32.768C	254,7	11:03'25.064
3	16.683	1'17.343	28.931	26.016	2'28.973P	264,1	11:05'54.037
4	5'34.756	34.009	23.917	17.159	6'49.841CP	282,7	11:12'43.878
5	17.659	33.291	23.862	17.178	1'31.990C	286,5	11:14'15.868
6	16.829	32.338	23.899	17.108	1'30.174	289,5	11:15'46.042

20° 17 M. FRITZ (1'30.195)							
Lap	Seg.1	Seg.2	Seg.3	Seg.4	Lap Time	km/h	Local Time
1		34.627	24.224	17.624		281,3	
2	16.955	32.546	24.543	18.152	1'32.196C	257,1	11:03'21.945
3	16.815	32.443	35.781	18.013	1'43.052	259,0	11:05'04.997
4	17.076	33.532	24.287	25.884	1'40.779P	276,9	11:06'45.776
5	3'31.228	33.953	24.881	18.539	4'48.601P	272,7	11:11'34.377
6	16.759	32.429	23.783	17.112	1'30.083C	291,9	11:13'04.460
7	19.753	34.123	23.861	17.322	1'35.059C	291,1	11:14'39.519
8	16.775	32.513	23.863	17.044	1'30.195	297,5	11:16'09.714

21° 5 P. OETTL (1'30.227)							
Lap	Seg.1	Seg.2	Seg.3	Seg.4	Lap Time	km/h	Local Time
1		34.940	26.378	17.560		272,7	
2	17.003	32.615	23.708	17.131	1'30.457	296,7	11:03'11.613
3	16.887	32.613	23.756	16.971	1'30.227	300,0	11:04'41.840
4	16.979	32.676	23.734	17.073	1'30.462	300,0	11:06'12.302
5	18.397	34.748	24.249	26.779	1'44.173P	287,2	11:07'56.475
6	2'03.161	36.958	27.090	17.146	3'24.355P	290,3	11:11'20.830
7	16.947	32.385	23.619	17.214	1'30.165C	291,9	11:12'50.995
8	18.115	38.179	23.922	17.035	1'37.251C	297,5	11:14'28.246
9	16.985	32.515	23.928	17.108	1'30.536	295,9	11:15'58.782

22° 95 T. MACKENZIE (1'30.243)							
Lap	Seg.1	Seg.2	Seg.3	Seg.4	Lap Time	km/h	Local Time
1		34.960	24.230	17.829		273,4	
2	17.299	34.574	24.849	17.417	1'34.139C	291,1	11:03'17.225
3	17.294	32.224	23.720	17.161	1'30.399	300,8	11:04'47.624
4	24.895	33.647	24.216	26.541	1'49.299P	271,4	11:06'36.923
5	2'55.901	33.741	24.227	17.674	4'11.543P	288,0	11:10'48.466
6	16.935	32.454	23.782	17.072	1'30.243	296,7	11:12'18.709
7	16.996	32.370	23.917	17.170	1'30.453C	297,5	11:13'49.162
8	17.015	32.382	24.023	17.074	1'30.494C	295,9	11:15'19.656

23° 52 A. DELBIANCO (1'30.295)							
Lap	Seg.1	Seg.2	Seg.3	Seg.4	Lap Time	km/h	Local Time
1		33.248	24.307	17.848		288,8	
2	50.004	36.814	24.889	27.154	2'18.861CP	288,0	11:03'54.396
3	6'12.292	32.959	23.869	17.132	7'26.252P	296,7	11:11'20.648
4	16.834	32.298	23.883	17.073	1'30.088C	292,7	11:12'50.736
5	18.048	38.831	24.050	17.223	1'38.152C	291,1	11:14'28.888
6	16.904	32.516	23.805	17.070	1'30.295	300,0	11:15'59.183

21/09/2024 P = Pits In/Out - C = Lap Time Cancelled

These data/results cannot be reproduced, stored and/or transmitted in whole or in part by any manner of electronic, mechanical, photocopying, recording, broadcasting or otherwise now known or herein after developed without the previous express consent by the copyright owner, except for reproduction in daily press and regular printed publications on sale to the public within 60 days of the event related to those data/results and always provided that copyright symbol appears together as follows below.

© DORNA WSBK ORGANIZATION Srl 2024

Acerbis Italian Round, 20-22 September 2024

Chronological Analysis Tissot Superpole

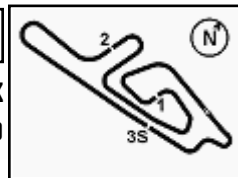
24° 46 T. BRIDEWELL [1'30.615]							
Lap	Seg.1	Seg.2	Seg.3	Seg.4	Lap Time	km/h	Local Time
1		35.069	30.121	17.940		243,8	
2	17.373	33.543	29.214	18.344	1'38.474C	241,6	11:03'22.274
3	16.970	32.386	24.095	17.164	1'30.615	294,3	11:04'52.889
4	17.403	34.115	24.781	26.309	1'42.608P	281,3	11:06'35.497
5	3'23.295	39.960	26.312	17.162	4'46.729P	296,7	11:11'22.226
6	16.892	32.512	23.947	17.436	1'30.787C	295,9	11:12'53.013
7	17.783	37.241	24.642	17.354	1'37.020C	295,9	11:14'30.033
8	17.086	32.440	24.021	17.072	1'30.619	298,3	11:16'00.652

25° 75 I. LOPES [1'30.853]							
Lap	Seg.1	Seg.2	Seg.3	Seg.4	Lap Time	km/h	Local Time
1		33.373	24.270	17.713		295,1	
2	17.099	32.677	24.035	17.336	1'31.147	299,2	11:03'07.578
3	17.130	32.765	24.181	17.279	1'31.355	299,2	11:04'38.933
4	20.297	33.447	24.295	26.919	1'44.958P	297,5	11:06'23.891
5	2'44.678	33.131	24.198	17.329	3'59.336P	298,3	11:10'23.227
6	17.098	32.590	23.994	17.171	1'30.853	299,2	11:11'54.080
7	17.037	32.704	24.099	17.331	1'31.171	299,2	11:13'25.251
8	18.145	35.413	24.722	17.790	1'36.070	294,3	11:15'01.321

21/09/2024 P = Pits In/Dut - C = Lap Time Cancelled

These data/results cannot be reproduced, stored and/or transmitted in whole or in part by any manner of electronic, mechanical, photocopying, recording, broadcasting or otherwise now known or herein after developed without the previous express consent by the copyright owner, except for reproduction in daily press and regular printed publications on sale to the public within 60 days of the event related to those data/results and always provided that copyright symbol appears together as follows below.

© DORNA WSBK ORGANIZATION Srl 2024



Cremona Circuit 3.768 m

Acerbis Italian Round, 20-22 September 2024

Best Laps & Speeds

No.	Rider Bike	Nat	Best Lap		FP1		FP2		FP3		SP	
			LL	SPD	LL	SPD	LL	SPD	LL	SPD	LL	SPD
1	11 N. BULEGA Ducati Panigale V4R	ITA	1'27.953 39	306,8			1'29.836 22	305,1	1'29.275 12	305,9	1'27.953 5	306,8
2	29 A. IANNONE Ducati Panigale V4R	ITA	1'28.068 33	309,5			1'30.016 18	308,6	1'28.779 9	309,5	1'28.068 6	305,1
3	9 D. PETRUCCI Ducati Panigale V4R	ITA	1'28.285 40	311,2			1'29.766 22	306,8	1'29.450 12	311,2	1'28.285 6	306,8
4	22 A. LOWES Kawasaki ZX-10RR	GBR	1'28.310 39	304,2	1'37.765 1	275,5	1'29.685 21	304,2	1'29.383 12	304,2	1'28.310 5	303,4
5	55 A. LOCATELLI Yamaha YZF R1	ITA	1'28.602 42	304,2	1'39.165 2	267,3	1'30.506 24	301,7	1'29.234 9	304,2	1'28.602 7	300,8
6	14 S. LOWES Ducati Panigale V4R	GBR	1'28.615 39	301,7	1'36.007 12	274,1	1'30.582 13	299,2	1'31.071 6	300,8	1'28.615 8	301,7
7	97 X. VIERGE Honda CBR1000 RR-R	ESP	1'28.752 38	306,8			1'30.359 20	306,8	1'29.593 10	306,8	1'28.752 8	306,8
8	7 I. LECUONA Honda CBR1000 RR-R	ESP	1'28.845 39	306,8			1'30.047 21	306,8	1'29.100 12	306,8	1'28.845 6	303,4
9	28 B. RAY Yamaha YZF R1	GBR	1'28.883 49	300,0	1'41.861 13	272,0	1'30.684 19	298,3	1'29.648 10	300,0	1'28.883 7	300,0
10	53 T. RABAT Kawasaki ZX-10RR	ESP	1'28.921 45	308,6			1'29.976 24	308,6	1'29.933 13	306,8	1'28.921 8	304,2
11	31 G. GERLOFF BMW M 1000 RR	USA	1'28.959 34	308,6			1'30.110 16	308,6	1'29.070 11	307,7	1'28.959 7	306,8
12	47 A. BASSANI Kawasaki ZX-10RR	ITA	1'29.018 33	303,4			1'30.185 19	303,4	1'29.695 8	303,4	1'29.018 6	301,7
13	1 A. BAUTISTA Ducati Panigale V4R	ESP	1'29.115 49	306,8	1'39.625 14	276,2	1'30.020 18	304,2	1'29.255 10	306,8	1'29.115 7	305,9
14	37 M. REITERBERGER BMW M 1000 RR	GER	1'29.116 43	308,6	1'41.346 11	276,2	1'30.699 15	305,9	1'29.907 10	305,1	1'29.116 7	308,6
15	45 S. REDDING BMW M 1000 RR	GBR	1'29.120 36	305,1			1'30.123 19	304,2	1'30.644 9	305,1	1'29.120 8	303,4
16	87 R. GARDNER Yamaha YZF R1	AUS	1'29.310 36	303,4			1'30.622 19	300,0	1'29.536 10	303,4	1'29.310 7	301,7
17	60 M. VAN DER MARK BMW M 1000 RR	NED	1'29.435 37	304,2	1'229,8 1		1'30.249 18	303,4	1'30.068 11	302,5	1'29.435 7	304,2
18	21 M. RINALDI Ducati Panigale V4R	ITA	1'29.516 43	305,1	1'38.941 5	279,1	1'30.518 19	305,1	1'30.224 12	304,2	1'29.516 7	304,2
19	52 A. DELBIANCO Yamaha YZF R1	ITA	1'29.685 29	300,0			1'30.906 14	298,3	1'29.685 10	299,2	1'30.295 5	300,0
20	59 N. CANEPA Yamaha YZF R1	ITA	1'30.174 49	293,5	1'41.801 15	262,8	1'31.724 20	293,5	1'30.501 9	293,5	1'30.174 5	291,1
21	17 M. FRITZ Yamaha YZF R1	GER	1'30.195 58	298,3	1'42.537 15	267,3	1'31.954 25	295,9	1'30.754 11	298,3	1'30.195 7	297,5
22	5 P. OETTL Yamaha YZF R1	GER	1'30.227 36	300,0			1'31.826 19	296,7	1'30.627 9	299,2	1'30.227 8	300,0
23	95 T. MACKENZIE Honda CBR1000 RR-R	GBR	1'30.243 31	300,8			1'31.709 15	298,3	1'30.560 9	300,0	1'30.243 7	300,8
24	46 T. BRIDEWELL Honda CBR1000 RR-R	GBR	1'30.615 37	300,0	1'42.668 7	264,7	1'31.942 15	298,3	1'30.978 8	300,0	1'30.615 7	298,3
25	75 I. LOPES Honda CBR1000 RR-R	POR	1'30.853 49	300,0	1'45.897 16	265,4	1'32.747 16	298,3	1'31.408 10	300,0	1'30.853 7	299,2

21/09/2024

These data/results cannot be reproduced, stored and/or transmitted in whole or in part by any manner of electronic, mechanical, photocopying, recording, broadcasting or otherwise now known or herein after developed without the previous express consent by the copyright owner, except for reproduction in daily press and regular printed publications on sale to the public within 60 days of the event related to those data/results and always provided that copyright symbol appears together as follows below.

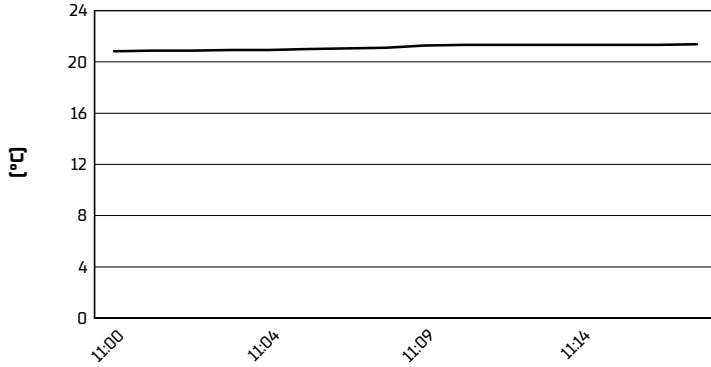
© DORNA WSBK ORGANIZATION Srl 2024

FICR PERUGIA TIMING

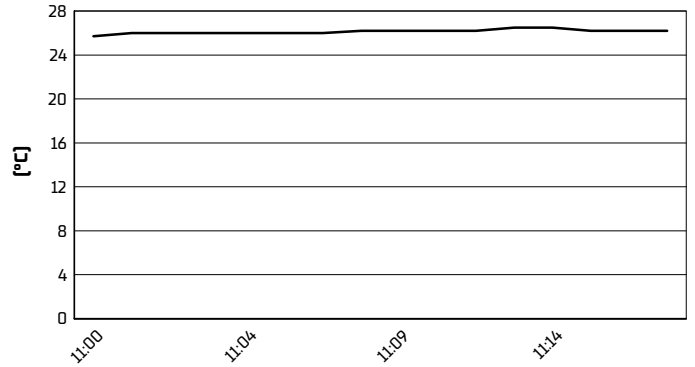


Acerbis Italian Round, 20-22 September 2024
Weather Report Tissot Superpole
Session started 11:00 - Session ended 11:18


Air Temperature



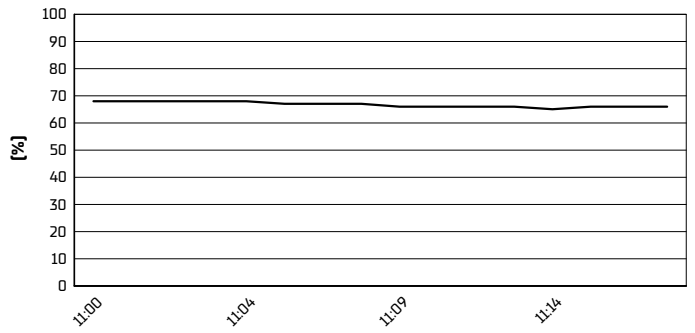
Track Temperature



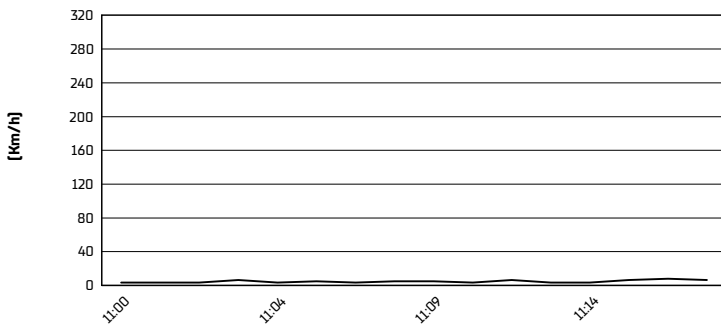
Air Pressure



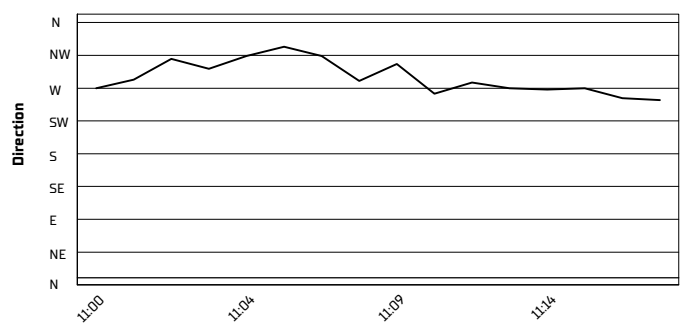
Humidity



Wind Speed



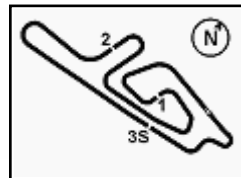
Wind Direction



21/09/2024

These data/results cannot be reproduced, stored and/or transmitted in whole or in part by any manner of electronic, mechanical, photocopying, recording, broadcasting or otherwise now known or herein after developed without the previous express consent by the copyright owner, except for reproduction in daily press and regular printed publications on sale to the public within 60 days of the event related to those data/results and always provided that copyright symbol appears together as follows below.

© DORNA WSBK ORGANIZATION Srl 2024



Cremona Circuit 3.768 m

Acerbis Italian Round, 20-22 September 2024

Starting Grid - Race 1 [23 Laps x 3,768 km = 86,664 km]

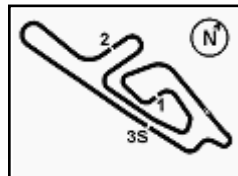
3	22 LOWES A. Kawasaki 1'28.310	2	29 IANNONE A. Ducati 1'28.068	1	11 BULEGA N. Ducati 1'27.953	1
6	9 PETRUCCI D. Ducati 1'28.285	5	14 LOWES S. Ducati 1'28.615	4	55 LOCATELLI A. Yamaha 1'28.602	2
9	28 RAY B. Yamaha 1'28.883	8	7 LECUONA I. Honda 1'28.845	7	97 VIERGE X. Honda 1'28.752	3
12	47 BASSANI A. Kawasaki 1'29.018	11	31 GERLOFF G. BMW 1'28.959	10	53 RABAT T. Kawasaki 1'28.921	4
15	60 VAN DER MARK M. BMW 1'29.435	14	45 REDDING S. BMW 1'29.120	13	1 BAUTISTA A. Ducati 1'29.115	5
18	87 GARDNER R. Yamaha 1'29.310	17	59 CANEPA N. Yamaha 1'30.174	16	21 RINALDI M. Ducati 1'29.516	6
21	95 MACKENZIE T. Honda 1'30.243	20	5 OETTL P. Yamaha 1'30.227	19	17 FRITZ M. Yamaha 1'30.195	7
24	75 LOPES I. Honda 1'30.853	23	46 BRIDEWELL T. Honda 1'30.615	22	52 DELBIANCO A. Yamaha 1'30.295	8
				25	37 REITERBERGER M. BMW 1'29.116	9

N.9 (Petrucci D.) has been penalized with a drop of 3 grid positions - Slow riding on racing line during FP2
 N.87 (Gardner R.) has been penalized with a drop of 3 grid positions - Slow riding on racing line during FP2
 N.37 (Reiterberger M.) will start the race from back of the grid + 2X Long Lap Penalty - Engine Allocation

21/09/2024 The Race Director

* = Penalized

These data/results cannot be reproduced, stored and/or transmitted in whole or in part by any manner of electronic, mechanical, photocopying, recording, broadcasting or otherwise now known or herein after developed without the previous express consent by the copyright owner, except for reproduction in daily press and regular printed publications on sale to the public within 60 days of the event related to those data/results and always provided that copyright symbol appears together as follows below. © DORNA WSBK ORGANIZATION Srl 2024



Cremona Circuit 3.768 m

Acerbis Italian Round, 20-22 September 2024

Tissot Superpole Winners

	2021	2022	2023	2024
01 Phillip Island		Bautista (Esp) Duc 1'29.815 (178,2 Km/h)	Razgatioglu (Tur) Yam 1'29.400 (179,0 Km/h)	Bulega (Ita) Duc 1'27.916 (182,0 Km/h)
02 Barcelona	Sykes (Gbr) Bmw 1'40.408 (165,9 Km/h)	Lecuona (Esp) Hon 1'40.766 (165,3 Km/h)	Bautista (Esp) Duc 1'40.264 (166,1 Km/h)	Razgatioglu (Tur) Bmw 1'39.489 (167,4 Km/h)
03 Assen	Rea (Gbr) Kaw 1'33.842 (174,2 Km/h)	Razgatioglu (Tur) Yam 1'32.934 (175,9 Km/h)	Bautista (Esp) Duc 1'33.542 (174,8 Km/h)	Rea (Gbr) Yam 1'42.650 (159,3 Km/h)
04 Misano	Rea (Gbr) Kaw 1'33.416 (156,5 Km/h)	Bautista (Esp) Duc 1'33.328 (156,6 Km/h)	Bautista (Esp) Duc 1'33.017 (157,1 Km/h)	Razgatioglu (Tur) Bmw 1'32.320 (158,3 Km/h)
05 Donington	Rea (Gbr) Kaw 1'40.101 (113,2 Km/h)	Rea (Gbr) Kaw 1'26.080 (131,7 Km/h)	Rea (Gbr) Kaw 1'26.041 (131,8 Km/h)	Razgatioglu (Tur) Bmw 1'24.629 (134,0 Km/h)
06 Most	Rea (Gbr) Kaw 1'31.684 (165,4 Km/h)	Rea (Gbr) Kaw 1'30.947 (166,7 Km/h)	Razgatioglu (Tur) Yam 1'30.801 (167,0 Km/h)	Razgatioglu (Tur) Bmw 1'30.064 (168,4 Km/h)
07 Portimao	Razgatioglu (Tur) Yam 1'40.219 (165,0 Km/h)	Rea (Gbr) Kaw 1'39.610 (166,0 Km/h)	Rea (Gbr) Kaw 1'39.620 (165,9 Km/h)	Razgatioglu (Tur) Bmw 1'39.783 (165,7 Km/h)
08 Magny-Cours	Rea (Gbr) Kaw 1'35.683 (159,0 Km/h)	Rea (Gbr) Kaw 1'36.124 (158,2 Km/h)	Gerloff (Usa) Bmw 1'35.453 (159,3 Km/h)	Lowes (Gbr) Kaw 1'51.946 (135,9 Km/h)
09 Cremona				Bulega (Ita) Duc 1'27.953 (155,2 Km/h)
10 Aragon	Rea (Gbr) Kaw 1'48.458 (168,5 Km/h)	Razgatioglu (Tur) Yam 1'48.267 (168,8 Km/h)	Rea (Gbr) Kaw 1'47.973 (169,3 Km/h)	
11 Estoril	Rea (Gbr) Kaw 1'35.876 (157,0 Km/h)	Rea (Gbr) Kaw 1'35.346 (157,9 Km/h)		
12 Jerez	Razgatioglu (Tur) Yam 1'38.512 (161,6 Km/h)		Bautista (Esp) Duc 1'38.635 (161,4 Km/h)	

2024

- 5 T. Razgatioglu
- 2 **N. Bulega**
- 1 A. Lowes
- 1 J. Rea

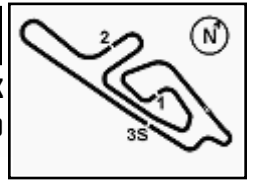
ALL TIMES

- | | | | |
|-------------------|----------------|--------------------|-------------------|
| 51 T. Sykes | 7 R. Laconi | 2 N. Bulega | 1 P. Goddard |
| 44 J. Rea | 6 C. Crutchlow | 2 M. Campbell | 1 T. Hill |
| 43 T. Corser | 6 J. Kocinski | 2 A. Gobert | 1 S. Hislop |
| 26 T. Bayliss | 5 M. Biaggi | 2 A. Lowes | 1 J. Hopkins |
| 21 C. Fogarty | 5 D. Giugliano | 2 M. Lucchinelli | 1 I. Jaitovich |
| 17 D. Polen | 4 S. Guintoli | 2 B. Monti | 1 T. Kipp |
| 17 T. Razgatioglu | 4 E. Laverty | 2 Y. Nagai | 1 L. Lanzi |
| 16 N. Hodgson | 4 M. Melandri | 2 M. Neukirchner | 1 I. Lecuona |
| 15 C. Edwards | 4 F. Merkel | 2 S. Redding | 1 M. Mladin |
| 11 B. Spies | 4 J. Toseland | 2 D. Tardozzi | 1 F. Nieto |
| 10 A. Bautista | 3 L. Haslam | 2 A. Yanagawa | 1 J. Reynolds |
| 10 C. Checa | 3 Y. Kagayama | 1 A. Badovini | 1 M. Tamada |
| 10 P. Chilli | 3 S. Martin | 1 R. Burnett | 1 M. van der Mark |
| 9 R. Roche | 3 S. Mertens | 1 D. Chandler | 1 A. Vieira |
| 8 G. Falappa | 3 R. Phillis | 1 S. Crafar | 1 R. Xaus |
| 8 S. Russell | 3 J. Smrz | 1 M. Doohan | |
| 8 A. Slight | 3 C. Vermeulen | 1 M. Dowson | |
| 7 C. Davies | 2 L. Baz | 1 M. Fabrizio | |
| 7 N. Haga | 2 B. Bostrom | 1 G. Gerloff | |

21/09/2024

These data/results cannot be reproduced, stored and/or transmitted in whole or in part by any manner of electronic, mechanical, photocopying, recording, broadcasting or otherwise now known or herein after developed without the previous express consent by the copyright owner, except for reproduction in daily press and regular printed publications on sale to the public within 60 days of the event related to those data/results and always provided that copyright symbol appears together as follows below.

© DORNA WSBK ORGANIZATION Srl 2024



Acerbis Italian Round, 20-22 September 2024
Tissot Superpole Award

Points	Points From First	Points From Previous	February 25		March 24		April 21		June 16		July 14		July 21		August 11		September 8		September 22		September 29		October 13		October 20		
			PHILLIP ISLAND	BARCELONA	ASSEN	MISANO	DONINGTON PARK	MOST	PORTIMAO	MAGNY-COURS	CREMONA CIRCUIT	ARAGON	ESTORIL	JEREZ													
1	BULEGA Nicolo (ITA)	145	12	5	9	6	9	9	9	9	9	9	6	9	6	5	9	12	12								
2	RAZGATLIOGLU Toprak (TUR)	140	5	7	12	12	7	1	12	12	12	12	12	12	12	12											
3	LOWES Alex (GBR)	115	30	25	7	12	3	5	5	7	6	7	1	5	7	7	9	7	12	9	6						
4	IANNONE Andrea (ITA)	56	89	59	9	7	9	1	3	5			9	3	1		9										
5	LOCATELLI Andrea (ITA)	50	95	6	4	9	1	2	4	4	6	3	3	1	4	3	1	5									
6	BAUTISTA Alvaro (ESP)	49	96	1	1	6	7	3	12	5		4	3	4	4												
7	PETRUCCI Danilo (ITA)	45	100	4			3			1		1	4	6	7	9	7	7									
8	GARDNER Remy (AUS)	38	107	7	3	4	2	1	4	6	7			5	5		1										
9	VAN DER MARK Michael (NED)	35	110	3			6	4	2			4		1	5	6	5	2									
10	REA Jonathan (GBR)	34	111	1					12	5	2	2	7	2	2	2	2										
11	LOWES Sam (GBR)	32	113	2	2	2	5	6	3	2		6	2				4										
12	REDDING Scott (GBR)	26	119	6								7	6				7	6									
13	AEGERTER Dominique (SUI)	21	124	5	6	3	4			1	5				2												
14	VIERGE Xavi (ESP)	15	130	6											3	4	5	3									
15	GERLOFF Garrett (USA)	13	132	2									2	1	6	4											
16	LECUONA Iker (ESP)	8	137	5						3						3	2										
17	BASSANI Axel (ITA)	7	138	1						4						3											
18	RINALDI Michael Ruben (ITA)	3	142	4	1		2																				
19	RAY Bradley (GBR)	1	144	2													1										

21/09/2024 Odd points columns: Tissot Superpole Even points columns: Tissot Superpole Race

These data/results cannot be reproduced, stored and/or transmitted in whole or in part by any manner of electronic, mechanical, photocopying, recording, broadcasting or otherwise now known or herein after developed without the previous express consent by the copyright owner, except for reproduction in daily press and regular printed publications on sale to the public within 60 days of the event related to those data/results and always provided that copyright symbol appears together as follows below.

© DORNA WSBK ORGANIZATION Srl 2024