

Acerbis Italian Round, 20-22 September 2024
Results Race 1

Laps 20 = 75,360 Km - Time of Race 30'53.327 - Avg. 146,383 km/h

1 / 2

Pos	Grid	No. Rider	Nat	Team	Bike	Class	LL	Gap	Rel.	Fastest Lap	Speed	Qualifying	Speed
1	1	99 A. HUERTAS	ESP	Aruba.it Racing WorldSSP Team	Ducati Panigale V2		20			1'32.213	266,0	1'31.478	274,8
2	2	62 S. MANZI	ITA	Pata Yamaha Ten Kate Racing	Yamaha YZF R6		20	4.665	4.665	1'32.440	268,7	1'31.776	266,7
3	3	55 Y. MONTELLA	ITA	Barni Spark Racing Team	Ducati Panigale V2		20	7.597	2.932	1'32.458	270,7	1'31.808	269,3
4	6	23 M. SCHROETTER	GER	MV Agusta Reparto Corse	MV Agusta F3 800 RR		20	13.000	5.403	1'32.778	264,1	1'32.152	266,7
5	14	69 T. BOOTH-AMOS	GBR	PTR Triumph	Triumph Street Triple RS 765		20	13.682	0.682	1'32.792	268,0	1'32.549	264,7
6	7	94 L. MAHIAS	FRA	GMT94 Yamaha	Yamaha YZF R6		20	17.818	4.136	1'32.616	264,1	1'32.401	268,7
7	5	17 J. MCPHEE	GBR	WRP by SKM-Triumph	Triumph Street Triple RS 765		20	20.459	2.641	1'32.968	262,8	1'32.090	264,1
8	12	50 O. VOSTATEK	CZE	PTR Triumph	Triumph Street Triple RS 765		20	21.340	0.881	1'33.053	266,7	1'32.484	264,7
9	19	66 N. TUULI	FIN	EAB Racing Team	Ducati Panigale V2		20	25.588	4.248	1'33.261	266,7	1'32.836	264,1
10	18	54 B. SOFUOGLU	TUR	MV Agusta Reparto Corse	MV Agusta F3 800 RR		20	25.685	0.097	1'33.037	270,0	1'32.698	265,4
11	20	71 T. EDWARDS	AUS	D34G Racing WorldSSP Team	Ducati Panigale V2	*	20	33.501	7.816	1'33.652	268,7	1'32.907	266,7
12	31	52 B. GOMEZ RUS	ESP	VIAMO Racing by MTM	Kawasaki ZX-6R		20	33.843	0.342	1'33.643	272,0	1'34.161	268,0
13	27	80 A. DIAZ	ESP	Yamaha Thailand Racing Team	Yamaha YZF R6		20	34.024	0.181	1'33.600	268,7	1'33.429	264,7
14	21	77 M. PONS	ESP	Team Prodira AltoGo	Yamaha YZF R6	*	20	40.132	6.108	1'33.824	268,7	1'33.156	264,7
15	23	51 A. SARMOON	THA	Yamaha Thailand Racing Team	Yamaha YZF R6		20	40.439	0.307	1'33.817	268,7	1'33.336	268,0
16	25	48 L. DALLA PORTA	ITA	VFT Racing Yamaha	Yamaha YZF R6		20	40.582	0.143	1'33.742	268,7	1'33.359	264,1
17	24	74 P. BIESIEKIRSKI	POL	Ecosantagata Althea Racing Team	Ducati Panigale V2		20	41.153	0.571	1'33.787	267,3	1'33.349	264,7
18	28	22 F. FULIGNI	ITA	Orelac Racing Verdatura	Ducati Panigale V2	*	20	41.156	0.003	1'33.648	272,0	1'33.454	265,4
19	22	3 R. DE ROSA	ITA	QJMOTOR Factory Racing	QJMOTOR SRK 800 RR	*	20	58.097	16.941	1'34.733	262,8	1'33.252	260,9
20	29	68 L. POWER	AUS	Motozoo ME AIR Racing	MV Agusta F3 800 RR	*	20	1'28.333	30.236	1'34.917	266,0	1'33.583	263,4
21	9	53 V. DEBISE	FRA	Evan Bros. WorldSSP Yamaha Team	Yamaha YZF R6		19	1 Lap	1 Lap	1'32.816	266,7	1'32.439	266,7
22	8	61 C. ONCU	TUR	Kawasaki Puccetti Racing	Kawasaki ZX-6R		19	1 Lap	22.829	1'32.760	266,0	1'32.403	269,3
-----Not Classified-----													
RET	4	64 F. CARICASULO	ITA	Motozoo ME AIR Racing	MV Agusta F3 800 RR		14	6 Laps		1'32.533	266,0	1'31.871	269,3
RET	32	5 N. ANTONELLI	ITA	Ecosantagata Althea Racing Team	Ducati Panigale V2		13	7 Laps		1'33.777	268,0		259,6
RET	10	9 J. NAVARRO	ESP	Orelac Racing Verdatura	Ducati Panigale V2		9	11 Laps		1'32.875	270,7	1'32.448	268,0
RET	15	28 G. VAN STRAALEN	NED	Pata Yamaha Ten Kate Racing	Yamaha YZF R6		9	11 Laps		1'32.869	268,0	1'32.603	264,1
RET	16	40 S. CORSI	ITA	Renzi Corse	Ducati Panigale V2	*	8	12 Laps		1'33.162	264,1	1'32.604	265,4
RET	30	89 K. BIN PAWI	MAS	PETRONAS MIE Racing Honda	Honda CBR600RR		8	12 Laps		1'33.988	260,2	1'33.842	262,8
RET	11	13 L. OTTAVIANI	ITA	Extreme Racing Service	MV Agusta F3 800 RR		7	13 Laps		1'33.003	257,8	1'32.469	267,3
RET	26	10 K. CALIA	ITA	WRP by SKM-Triumph	Triumph Street Triple RS 765		6	14 Laps		1'34.730	262,8	1'33.391	263,4
RET	13	32 O. BAYLISS	AUS	D34G Racing WorldSSP Team	Ducati Panigale V2		0					1'32.539	269,3
RET	17	27 K. TOBA	JPN	PETRONAS MIE Racing Honda	Honda CBR600RR		0					1'32.642	267,3

AIR	Humidity:	51%	Temp:	25°C
TRACK	Condition:	Dry	Temp:	35°C

Records	Pole [SP]	2024	A.Huertas	1'31.478	148,285 Km/h
	All Times [SP]	2024	A.Huertas	1'31.478	148,285 Km/h
Race Fastest Lap	(New Record)	Lap 7	A.Huertas	1'32.213	147,103 Km/h

LAP LEADERS				
No. Rider	From	To	Laps	Total
99 A. HUERTAS	1	20	20	20

TOTAL LEADER LAPS				
No. Rider	Laps			
55 Y. MONTELLA	110	68 L. POWER		4
99 A. HUERTAS	105	23 M. SCHROETTER		2
53 V. DEBISE	16	27 K. TOBA		1
66 N. TUULI	11	54 B. SOFUOGLU		1
62 S. MANZI	9	61 C. ONCU		1
71 T. EDWARDS	5	94 L. MAHIAS		1
7 L. BALDASSARRI	4			
28 G. VAN STRAALEN	4			

* WorldSSP Challenge

Start End The results are provisional until the end of the time limit for protests and appeals and the completion of the technical checks.

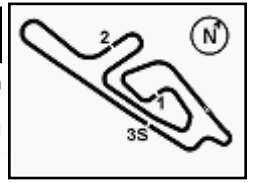
21/09/2024

15:15

15:50

These data/results cannot be reproduced, stored and/or transmitted in whole or in part by any manner of electronic, mechanical, photocopying, recording, broadcasting or otherwise now known or herein after developed without the previous express consent by the copyright owner, except for reproduction in daily press and regular printed publications on sale to the public within 60 days of the event related to those data/results and always provided that copyright symbol appears together as follows below.

© DORNA WSBK ORGANIZATION Srl 2024



Acerbis Italian Round, 20-22 September 2024
Results Race 1

Race Highlights

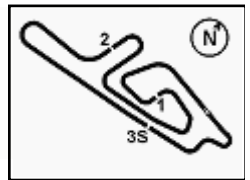
Time	No. Rider	Description
15.00.00		Sighting Lap Started
15.12.51		Warm Up Lap Started
15.15.27		Start of Session
15.16.31	53 V. DEBISE	#53 Long Lap Penalty - Irresponsible Riding
15.16.45	13 L. OTTAVIANI	#13 Crashed - Turn 10
15.16.45	27 K. TOBA	#27 Crashed - Turn 10
15.16.46	32 O. BAYLISS	#32 Crashed - Turn 10
15.16.47	61 C. ONCU	#61 Crashed - Turn 10
15.16.52	61 C. ONCU	#61 Rejoined
15.17.06		Incident in turn 10 - Under Investigation
15.17.14	13 L. OTTAVIANI	#13 Rejoined
15.17.17	89 K. BIN PAWI	#89 Entered Pit Lane
15.17.53		No Jump Starts
15.18.05	27 K. TOBA	#27 Not Actively Competing
15.18.05	32 O. BAYLISS	#32 Not Actively Competing
15.18.21	68 L. POWER	#68 Crashed - Turn 10
15.18.36	68 L. POWER	#68 Rejoined
15.21.10	53 V. DEBISE	#53 Long Lap Penalty Completed
15.21.26		Incident in turn 10 - No further action
15.24.01	99 A. HUERTAS	#99 Lap Time Cancelled [1'32.814] - Exceeded Track Limits - Turn Finish Line
15.24.23	99 A. HUERTAS	#99 Lap Time Cancelled [1'32.547] - Exceeded Track Limits - Turn Finish Line
15.24.31	89 K. BIN PAWI	#89 Exited Pit Lane
15.24.59	10 K. CALIA	#10 Entered Pit Lane
15.26.02	89 K. BIN PAWI	#89 Entered Pit Lane
15.26.04	10 K. CALIA	#10 Retired
15.26.39	89 K. BIN PAWI	#89 Exited Pit Lane
15.26.44	53 V. DEBISE	#53 Crashed - Turn 2
15.26.55	40 S. CORSI	#40 Technical Problem - Rider is slowing down - Turn 2
15.27.04	40 S. CORSI	#40 Rejoined
15.27.12	53 V. DEBISE	#53 Rejoined
15.27.36	13 L. OTTAVIANI	#13 Crashed - Turn 2
15.28.03	13 L. OTTAVIANI	#13 Not Actively Competing
15.28.10	40 S. CORSI	#40 Entered Pit Lane
15.28.53	40 S. CORSI	#40 Retired
15.29.25	94 L. MAHIAS	#94 Lap Time Cancelled [1'33.311] - Exceeded Track Limits - Turn Finish Line
15.30.18	28 G. VAN STRAALEN	#28 Crashed - Turn 7
15.30.38	9 J. NAVARRO	#9 Crashed - Turn 10
15.30.50	28 G. VAN STRAALEN	#28 Not Actively Competing
15.31.09	9 J. NAVARRO	#9 Not Actively Competing
15.34.26	61 C. ONCU	#61 Entered Pit Lane
15.35.39		2/3 of Race Distance Completed
15.36.02	5 N. ANTONELLI	#5 Entered Pit Lane
15.36.04	89 K. BIN PAWI	#89 Entered Pit Lane
15.36.16	61 C. ONCU	#61 Exited Pit Lane
15.37.11	5 N. ANTONELLI	#5 Retired
15.37.33	89 K. BIN PAWI	#89 Retired
15.38.18	64 F. CARICASULO	#64 Crashed - Turn 10
15.38.47	64 F. CARICASULO	#64 Not Actively Competing
15.40.55	53 V. DEBISE	#53 Entered Pit Lane
15.42.09	53 V. DEBISE	#53 Exited Pit Lane
15.47.09		Podium Confirmed
15.49.12		Results Confirmed
15.50.45		End of Session

Start End The results are provisional until the end of the time limit for protests and appeals and the completion of the technical checks.

21/09/2024 15:15 15:50

These data/results cannot be reproduced, stored and/or transmitted in whole or in part by any manner of electronic, mechanical, photocopying, recording, broadcasting or otherwise now known or herein after developed without the previous express consent by the copyright owner, except for reproduction in daily press and regular printed publications on sale to the public within 60 days of the event related to those data/results and always provided that copyright symbol appears together as follows below.

© DORNA WSBK ORGANIZATION Srl 2024



Acerbis Italian Round, 20-22 September 2024
Riders Standings

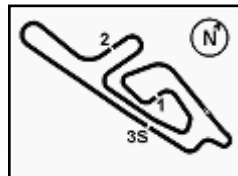
Cremona Circuit 3.768 m

	Points	Points From First	Points From Previous	February 25 PHILLIP ISLAND	March 24 BARCELONA	April 21 ASSEN	June 16 MISANO	July 14 DONINGTON PARK	July 21 MOST	August 11 PORTIMAO	September 8 MAGNY-COURS	September 22 CREMONA CIRCUIT	September 29 ARAGON	October 13 ESTORIL	October 20 JEREZ						
1 HUERTAS Adrian (ESP)	314			16 7	25 3 5	25 20 4 1	25 25 1 1	25 25 1 1	25 25 1 1	20 4 1 1	13 16 1 1	25 1									
2 MONTELLA Yari (ITA)	291	23		25 25 1 1	13 13 1 1	9 20 2 2	20 20 2 2	16 20 2 2	13 16 2 2	25 25 2 2	10 25 2 2	16 2									
3 MANZI Stefano (ITA)	259	55	32	20 2 4	20 25 4 3	20 1 2	16 13 3 3	20 13 3 3	16 20 3 3	16 20 3 3	20 20 3 3	20 3									
4 DEBISE Valentin (FRA)	162	152	97	11 11	11 11 7 7	16 6 7	13 16 6 5	11 8 5 5	20 13 5 4	10 16 4 4	6 4 4	4 4									
5 SCHROETTER Marcel (GER)	161	153	1	16 20 3 2	16 20 2 2	4 8 2 4	10 10 4 4	5 4 4	9 7 4 5	9 8 5 5	6 13 5 5	6 5									
6 NAVARRO Jorge (ESP)	139	175	22	9 4 7 10	9 9 7 9	9 5 8 9	11 11 7 7	13 16 6 6	11 6 6	13 6 6	8 11 7 6	6 6									
7 CARICASULO Federico (ITA)	138	176	1	13 13 4 3	10 8 5 4	10 5 6	9 9 5 6	1 7 7	11 10 7 7	11 13 7 7	20 6 7	7 7									
8 VAN STRAALEN Glenn (NED)	126	188	12		2 6 20 14	13 25 12 8	6 2 9 9	4 9 9 8	7 9 8 8	7 10 8 8	16 10 8 8	10 8									
9 TUULI Niki (FIN)	110	204	16	2 18	20 23 24	16 15	7 8 12 11	7 10 12 11	6 8 11 10	6 9 10	25 8 9 9	7 9									
10 MAHIAS Lucas (FRA)	91	223	19	7 9 9 7	16 7 11 8	7 9 10	1 10 10	6 6 10 10	10 10 11	8 11 9 9	10 10 10 10	10 10									
11 BOOTH-AMOS Thomas (GBR)	78	236	13	3 16	3 1 16 15	1 18 20	6 21 18	9 11 17 13	8 13 13	6 14 14	7 13 14 12	11 11									
12 SOFUOGLU Bahattin (TUR)	71	243	7	10 10 6 4	6 10 6 6	8 11 7 5	8 8 8	10 8 9	9 9 9 9	11 11 11 11	11 13 11 13	6 12									
13 ONCU Can (TUR)	70	244	1		8 7 13 13	7 14 12	14 15 14 15	1 4 16 15	5 6 14 14	5 9 13 13	11 7 12 11	7 13									
14 BAYLISS Oliver (AUS)	64	250	6	11 6 5 6	5 10 10	11 12 11 12	8 3 11 11	8 7 11 12	4 1 12 12	12 12 12 12	1 5 13 14	5 14									
15 MCPHEE John (GBR)	46	268	18	8 8 8 7	4 9 11	5 10 11	12 14 12 14	14 16 14 16	16 16 16 16	1 7 16 15	4 9 15 15	9 15									
16 EDWARDS Tom (AUS)	40	274	6		4 11 20	4 17 16 16	5 17 15 17	17 17 17 17	17 18 17 18	9 2 5 15 16	5 16	16									
17 ANTONELLI Niccolo (ITA)	31	283	9		7 14 15	1 13 16 14	7 15 13	13 14 13 14	15 15 15 15	15 16 15 16	17 17 17 17	17									
18 CORSI Simone (ITA)	29	285	2			2 3 24 25	5 3 25 19	3 3 19 19	5 3 19 18	5 5 17 17	18 18 18 18	18									
19 BALDASSARRI Lorenzo (ITA)	21	293	8	7 13	14 15 14 15	18 20 18 20	2 2 20 22	2 2 20 20	1 3 20 20	4 19 19	19 19 19 19	19									
20 RUIZ Yeray (ESP)	18	296	3	5 5 11 12	5 3 12 12	13 15 13 15	17 17 17 17	18 18 18 18	18 19 18 19	20 20 20 20	20 20 20 20	20									
21 VOSTATEK Ondrej (CZE)	17	297	1	2 14	18 20 20 23	24 29 24 29	31 31 31 31	31 31 31 31	3 4 27 23	23 23 23 23	23 23 23 23	21									
22 TOBA Kaito (JPN)	15	299	2			10 18	18 19 18 19	21 21 21 21	21 21 21 21	2 3 21 21	3 22 21 21	22									
23 SARMOON Anupab (THA)	13	301	2	4 1 12 15	18 19 18 19	3 2 16 18	18 19 18 19	21 21 21 21	21 21 21 21	22 22 22 22	2 23 21 22	1 23									
24 PEROLARI Corentin (FRA)	9	305	4								9 23	24									
25 OTTAVIANI Luca (ITA)	9	305	0				5 4 25 22	23 23 23 23	23 23 23 23	23 23 23 23	23 23 23 23	24									

21/09/2024 First Line: Championship Standings - Second Line: Ranking Progression

These data/results cannot be reproduced, stored and/or transmitted in whole or in part by any manner of electronic, mechanical, photocopying, recording, broadcasting or otherwise now known or herein after developed without the previous express consent by the copyright owner, except for reproduction in daily press and regular printed publications on sale to the public within 60 days of the event related to those data/results and always provided that copyright symbol appears together as follows below.

© DORNA WSBK ORGANIZATION Srl 2024



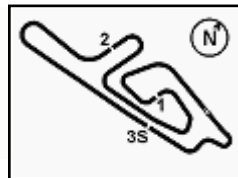
Cremona Circuit 3.768 m

Acerbis Italian Round, 20-22 September 2024
Riders Standings

	Points	Points From First	Points From Previous	February 25 PHILLIP ISLAND	March 24 BARCELONA	April 21 ASSEN	June 16 MISANO	July 14 DONINGTON PARK	July 21 MOST	August 11 PORTIMAO	September 8 MAGNY-COURS	September 22 CREMONA CIRCUIT	September 29 ARAGON	October 13 ESTORIL	October 20 JEREZ				
26 DALLA PORTA Lorenzo (ITA)	9	305	0		1 2 23 21	22 27	28 28	28 28	29 30	2 2 30 28	4 4 23 23	24							
27 SMITS Twan (NED)	6	308	3			6 22	22 24	24 24	24 25	25 25	26 27	27							
28 POWER Luke (AUS)	6	308	0			6 20 22	22 24	24 24	24 25	25 25	26 27	27							
29 TOPARIS Tom (AUS)	6	308	0	6 10 14	16 18	20 22	22 24	24 24	24 25	25 25	26 27	27							
30 BIESIEKIRSKI Piotr (POL)	6	308	0			4 26	1 27 27	27 27	27 28	28 28	1 29 27	27							
31 DIAZ Alvaro (ESP)	6	308	0								3 31 32	3 27							
32 GOMEZ RUS Borja (ESP)	4	310	2									4 32							
33 ODENDAAL Steven (RSA)	4	310	0						2 2 32 29	29 30	30 31	32							
34 FULIGNI Federico (ITA)	3	311	1				3 28 28	28 28	29 30	30 31	31 32	34							
35 BRENNER Marcel (SUI)	3	311	0	3 13 16	19 21	22 27	28 28	28 28	29 30	30 31	31 32	34							
36 PONS Miquel (ESP)	2	312	1									2 36							
37 BIN PAWI Khairul Idham (MAS)	2	312	0	1 15 20	23 25	27 30	32 32	32 32	33 33	33 33	1 34 35	36							
38 GIANNINI Gabriele (ITA)	1	313	1			1 30	32 32	32 32	33 33	33 33	35 36	38							

21/09/2024 First Line: Championship Standings - Second Line: Ranking Progression
These data/results cannot be reproduced, stored and/or transmitted in whole or in part by any manner of electronic, mechanical, photocopying, recording, broadcasting or otherwise now known or herein after developed without the previous express consent by the copyright owner, except for reproduction in daily press and regular printed publications on sale to the public within 60 days of the event related to those data/results and always provided that copyright symbol appears together as follows below.
© DORNA WSBK ORGANIZATION Srl 2024





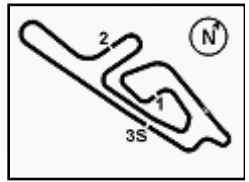
Cremona Circuit 3.768 m

Acerbis Italian Round, 20-22 September 2024
Riders Standings

Points	Points From First	Points From Previous	WorldSSP Challenge															
			March 24 BARCELONA	April 21 ASSEN	June 16 MISANO	July 14 DONINGTON PARK	July 21 MOST	August 11 PORTIMAO	September 8 MAGNY-COURS	September 22 CREMONA CIRCUIT	September 29 ARAGON	October 13 ESTORIL	October 20 JEREZ					
1 EDWARDS Tom (AUS)	40		4 1	11 1 1	4 1 1	5 1 1				9 1 1	2 1 1	5 1						
2 CORSI Simone (ITA)	29 11			2 3 3	3 3 2	5 2 2	3 2 2	3 2 2	5 1 1	3 2 2	5 2 2							
3 POWER Luke (AUS)	6 34 23			6 2 2	2 2 3	3 3 3	3 3 3	3 3 3	3 3 3	3 3 3	3 3 3	3 3						
4 FULIGNI Federico (ITA)	3 37 3				3 4 4	4 4 4	4 4 4	4 4 4	4 4 4	4 4 4	4 4 4	4 4						
5 PONS Miquel (ESP)	2 38 1											2 5						
6 GIANNINI Gabriele (ITA)	1 39 1			1 4	5 5 5	5 5 5	5 5 5	5 5 5	5 5 5	5 5 5	5 5 5	6						

21/09/2024 First Line: Championship Standings - Second Line: Ranking Progression
 These data/results cannot be reproduced, stored and/or transmitted in whole or in part by any manner of electronic, mechanical, photocopying, recording, broadcasting or otherwise now known or herein after developed without the previous express consent by the copyright owner, except for reproduction in daily press and regular printed publications on sale to the public within 60 days of the event related to those data/results and always provided that copyright symbol appears together as follows below.
 © DORNA WSBK ORGANIZATION Srl 2024





Acerbis Italian Round, 20-22 September 2024
Manufacturers Standings

Cremona Circuit 3.768 m

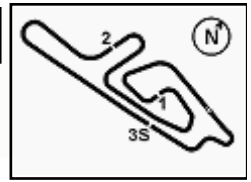
Points	Points From First	Points From Previous	February 25 PHILLIP ISLAND		March 24 BARCELONA		April 21 ASSEN		June 16 MISANO		July 14 DONINGTON PARK		July 21 MOST		August 11 PORTIMAO		September 8 MAGNY-COURS		September 22 CREMONA CIRCUIT		September 29 ARAGON		October 13 ESTORIL		October 20 JEREZ		
			1	2	1	2	1	2	1	2	1	2	1	2	1	2	1	2	1	2	1	2	1	2	1	2	1
1	408		25	25	25	13	25	20	25	25	25	25	25	25	25	25	25	25	25								
			1	1	1	1	1	1	1	1	1	1	1	1	1	1	1	1	1								
2	318	90	20	11	20	25	20	25	16	16	20	13	20	20	16	20	16	20	20								
			2	3	3	2	2	2	2	2	2	2	2	2	2	2	2	2	2								
3	212	196	106	16	20	16	20	10	11	10	10	10	5	11	10	11	13	20	6	13							
				3	2	2	3	3	3	3	3	3	3	3	3	3	3	3	3	3							
4	131	277	81	9	8	9	9	9	5	2	6	9	11	8	4	4	7	7	13	11							
				4	4	4	4	4	4	4	4	4	4	4	4	4	4	4	4	4							
5	77	331	54	3		8	7	7		1	4	5	6	5	9	11	7	4	4								
				5	5	5	5	5	5	5	5	5	5	5	5	5	5	5	5	5							
6	23	385	54	1				10						2		1	9										
				6	6	6	6	6	6	6	6	6	6	6	6	6	6	6	6	6							

21/09/2024 First Line: Championship Standings - Second Line: Ranking Progression

These data/results cannot be reproduced, stored and/or transmitted in whole or in part by any manner of electronic, mechanical, photocopying, recording, broadcasting or otherwise now known or herein after developed without the previous express consent by the copyright owner, except for reproduction in daily press and regular printed publications on sale to the public within 60 days of the event related to those data/results and always provided that copyright symbol appears together as follows below.

© DORNA WSBK ORGANIZATION Srl 2024





Acerbis Italian Round, 20-22 September 2024
Teams Standings

	February 25 PHILLIP ISLAND	March 24 BARCELONA	April 21 ASSEN	June 16 MISANO	July 14 DONINGTON PARK	July 21 MOST	August 11 PORTIMAO	September 8 MAGNY-COURS	September 22 CREMONA CIRCUIT	September 29 ARAGON	October 13 ESTORIL	October 20 JEREZ	
BIN PAWI Khairul Idham	2	1						1					
19 CBO Racing Honda France	9 [-376]												
PERQLARI Corentin	9							9					
20 Extreme Racing Service	9 [-376]												
OTTAVIANI Luca	9			5	4								
21 VIAMO Racing by MTM	7 [-378]												
GOMEZ RUS Borja	4								4				
BRENNER Marcel	3	3											
22 Team Apreco	6 [-379]												
SMITS Twan	6			6									
23 Stop & Seal Racing	6 [-379]												
TOPARIS Tom	6	6											
24 WRP Racing	4 [-381]												
ODENDAAL Steven	4					2	2						
25 AltoGo Racing Team	3 [-382]												
DALLA PORTA Lorenzo	3		1	2									
26 Team Prodina AltoGo	3 [-382]												
PONS Miquel	2								2				
GIANNINI Gabriele	1			1									

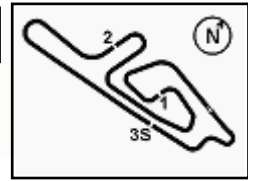
21/09/2024

These data/results cannot be reproduced, stored and/or transmitted in whole or in part by any manner of electronic, mechanical, photocopying, recording, broadcasting or otherwise now known or herein after developed without the previous express consent by the copyright owner, except for reproduction in daily press and regular printed publications on sale to the public within 60 days of the event related to those data/results and always provided that copyright symbol appears together as follows below.

© DORNA WSBK ORGANIZATION Srl 2024

FICR PERUGIA TIMING





Cremona Circuit 3.768 m

Acerbis Italian Round, 20-22 September 2024
Pirelli Best Lap Award

	Points	Points From First	Points From Previous	February 25 PHILLIP ISLAND	March 24 BARCELONA	April 21 ASSEN	June 16 MISANO	July 14 DONINGTON PARK	July 21 MIST	August 11 PORTIMAO	September 8 MAGNY-COURS	September 22 CREMONA CIRCUIT	September 29 ARAGON	October 13 ESTORIL	October 20 JEREZ			
1 HUERTAS Adrian (ESP)	6				1		1 1	1		1		1						
2 MANZI Stefano (ITA)	3	3							1 1		1							
3 MONTELLA Yari (ITA)	3	3	0	1				1		1								
4 ONCU Can (TUR)	1	5	2								1							
5 SOFUOGLU Bahattin (TUR)	1	5	0			1												
6 CARICASULO Federico (ITA)	1	5	0			1												
7 NAVARRO Jorge (ESP)	1	5	0		1													
8 SCHROETTER Marcel (GER)	1	5	0	1														

21/09/2024

First Line: Championship Standings - Second Line: Ranking Progression

These data/results cannot be reproduced, stored and/or transmitted in whole or in part by any manner of electronic, mechanical, photocopying, recording, broadcasting or otherwise now known or herein after developed without the previous express consent by the copyright owner, except for reproduction in daily press and regular printed publications on sale to the public within 60 days of the event related to those data/results and always provided that copyright symbol appears together as follows below.

© DORNA WSBK ORGANIZATION Srl 2024



Acerbis Italian Round, 20-22 September 2024
Best Sectors & Speed Race 1

RESULTS			
1	99 A. HUERTAS	Ducati Panigale V2	Laps 20
2	62 S. MANZI	Yamaha YZF R6	4.665
3	55 Y. MONTELLA	Ducati Panigale V2	7.597
4	23 M. SCHROETTER	MV Agusta F3 800 RR	13.000
5	69 T. BOOTH-AMOS	Triumph Street Triple RS 765	13.682
6	94 L. MAHIAS	Yamaha YZF R6	17.818
7	17 J. MCPHEE	Triumph Street Triple RS 765	20.459
8	50 D. VOSTATEK	Triumph Street Triple RS 765	21.340
9	66 N. TUULI	Ducati Panigale V2	25.588
10	54 B. SOFUOGLU	MV Agusta F3 800 RR	25.685
11	71 T. EDWARDS	Ducati Panigale V2	33.501
12	52 B. GOMEZ RUS	Kawasaki ZX-6R	33.843
13	80 A. DIAZ	Yamaha YZF R6	34.024
14	77 M. PONS	Yamaha YZF R6	40.132
15	51 A. SARMOON	Yamaha YZF R6	40.439
16	48 L. DALLA PORTA	Yamaha YZF R6	40.582
17	74 P. BIESIEKIRSKI	Ducati Panigale V2	41.153
18	22 F. FULIGNI	Ducati Panigale V2	41.156
19	3 R. DE ROSA	QJMOTOR SRK 800 RR	58.097
20	68 L. POWER	MV Agusta F3 800 RR	1'28.333
21	53 V. DEBISE	Yamaha YZF R6	1 Lap
22	61 C. ONCU	Kawasaki ZX-6R	1 Lap
RET	64 F. CARICASULO	MV Agusta F3 800 RR	6 Laps
RET	5 N. ANTONELLI	Ducati Panigale V2	7 Laps
RET	9 J. NAVARRO	Ducati Panigale V2	11 Laps
RET	28 G. VAN STRAALLEN	Yamaha YZF R6	11 Laps
RET	40 S. CORSI	Ducati Panigale V2	12 Laps
RET	89 K. BIN PAWI	Honda CBR600RR	12 Laps
RET	13 L. OTTAVIANI	MV Agusta F3 800 RR	13 Laps
RET	10 K. CALIA	Triumph Street Triple RS 765	14 Laps
RET	27 K. TOBA	Honda CBR600RR	
RET	32 D. BAYLISS	Ducati Panigale V2	

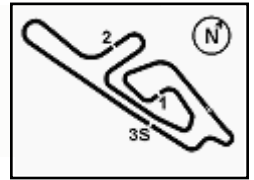
SPEED			
1	22 F. FULIGNI	Ducati Panigale V2	272,0
2	52 B. GOMEZ RUS	Kawasaki ZX-6R	272,0
3	55 Y. MONTELLA	Ducati Panigale V2	270,7
4	9 J. NAVARRO	Ducati Panigale V2	270,7
5	54 B. SOFUOGLU	MV Agusta F3 800 RR	270,0
6	62 S. MANZI	Yamaha YZF R6	268,7
7	80 A. DIAZ	Yamaha YZF R6	268,7
8	77 M. PONS	Yamaha YZF R6	268,7
9	71 T. EDWARDS	Ducati Panigale V2	268,7
10	51 A. SARMOON	Yamaha YZF R6	268,7
11	48 L. DALLA PORTA	Yamaha YZF R6	268,7
12	5 N. ANTONELLI	Ducati Panigale V2	268,0
13	28 G. VAN STRAALLEN	Yamaha YZF R6	268,0
14	69 T. BOOTH-AMOS	Triumph Street Triple RS 765	268,0
15	74 P. BIESIEKIRSKI	Ducati Panigale V2	267,3
16	66 N. TUULI	Ducati Panigale V2	266,7
17	53 V. DEBISE	Yamaha YZF R6	266,7
18	50 D. VOSTATEK	Triumph Street Triple RS 765	266,7
19	64 F. CARICASULO	MV Agusta F3 800 RR	266,0
20	68 L. POWER	MV Agusta F3 800 RR	266,0
21	61 C. ONCU	Kawasaki ZX-6R	266,0
22	99 A. HUERTAS	Ducati Panigale V2	266,0
23	40 S. CORSI	Ducati Panigale V2	264,1
24	23 M. SCHROETTER	MV Agusta F3 800 RR	264,1
25	94 L. MAHIAS	Yamaha YZF R6	264,1
26	10 K. CALIA	Triumph Street Triple RS 765	262,8
27	3 R. DE ROSA	QJMOTOR SRK 800 RR	262,8
28	17 J. MCPHEE	Triumph Street Triple RS 765	262,8
29	89 K. BIN PAWI	Honda CBR600RR	260,2
30	13 L. OTTAVIANI	MV Agusta F3 800 RR	257,8

SEG. 1			SEG. 2			SEG. 3			SEG. 4		
1	99 A. HUERTAS	16.970	1	64 F. CARICASULO	33.075	1	55 Y. MONTELLA	24.726	1	99 A. HUERTAS	17.064
2	64 F. CARICASULO	17.024	2	53 V. DEBISE	33.097	2	9 J. NAVARRO	24.825	2	61 C. ONCU	17.130
3	17 J. MCPHEE	17.027	3	61 C. ONCU	33.106	3	64 F. CARICASULO	24.832	3	62 S. MANZI	17.214
4	94 L. MAHIAS	17.049	4	28 G. VAN STRAALLEN	33.113	4	62 S. MANZI	24.851	4	55 Y. MONTELLA	17.224
5	62 S. MANZI	17.076	5	55 Y. MONTELLA	33.118	5	54 B. SOFUOGLU	24.873	5	69 T. BOOTH-AMOS	17.265
6	23 M. SCHROETTER	17.104	6	62 S. MANZI	33.120	6	17 J. MCPHEE	24.892	6	50 D. VOSTATEK	17.284
7	28 G. VAN STRAALLEN	17.118	7	69 T. BOOTH-AMOS	33.141	7	99 A. HUERTAS	24.898	7	64 F. CARICASULO	17.302
8	55 Y. MONTELLA	17.123	8	99 A. HUERTAS	33.142	8	69 T. BOOTH-AMOS	24.900	8	40 S. CORSI	17.320
9	40 S. CORSI	17.143	9	23 M. SCHROETTER	33.171	9	53 V. DEBISE	24.911	9	23 M. SCHROETTER	17.329
10	13 L. OTTAVIANI	17.149	10	94 L. MAHIAS	33.171	10	52 B. GOMEZ RUS	24.962	10	94 L. MAHIAS	17.333
11	66 N. TUULI	17.161	11	17 J. MCPHEE	33.191	11	94 L. MAHIAS	24.987	11	9 J. NAVARRO	17.341
12	9 J. NAVARRO	17.171	12	9 J. NAVARRO	33.237	12	28 G. VAN STRAALLEN	24.997	12	66 N. TUULI	17.361
13	22 F. FULIGNI	17.171	13	13 L. OTTAVIANI	33.263	13	23 M. SCHROETTER	25.001	13	28 G. VAN STRAALLEN	17.363
14	50 D. VOSTATEK	17.172	14	54 B. SOFUOGLU	33.285	14	22 F. FULIGNI	25.022	14	53 V. DEBISE	17.379
15	61 C. ONCU	17.173	15	50 D. VOSTATEK	33.317	15	61 C. ONCU	25.025	15	17 J. MCPHEE	17.387
16	53 V. DEBISE	17.202	16	40 S. CORSI	33.384	16	50 D. VOSTATEK	25.050	16	13 L. OTTAVIANI	17.406
17	5 N. ANTONELLI	17.216	17	66 N. TUULI	33.427	17	51 A. SARMOON	25.063	17	54 B. SOFUOGLU	17.439
18	71 T. EDWARDS	17.228	18	48 L. DALLA PORTA	33.466	18	71 T. EDWARDS	25.067	18	77 M. PONS	17.505
19	69 T. BOOTH-AMOS	17.244	19	52 B. GOMEZ RUS	33.486	19	80 A. DIAZ	25.097	19	48 L. DALLA PORTA	17.540
20	74 P. BIESIEKIRSKI	17.262	20	22 F. FULIGNI	33.488	20	74 P. BIESIEKIRSKI	25.102	20	74 P. BIESIEKIRSKI	17.562
21	54 B. SOFUOGLU	17.267	21	51 A. SARMOON	33.498	21	66 N. TUULI	25.106	21	71 T. EDWARDS	17.562
22	52 B. GOMEZ RUS	17.276	22	80 A. DIAZ	33.504	22	77 M. PONS	25.146	22	51 A. SARMOON	17.564
23	77 M. PONS	17.277	23	71 T. EDWARDS	33.561	23	5 N. ANTONELLI	25.169	23	22 F. FULIGNI	17.569
24	80 A. DIAZ	17.279	24	5 N. ANTONELLI	33.561	24	48 L. DALLA PORTA	25.174	24	5 N. ANTONELLI	17.584
25	48 L. DALLA PORTA	17.299	25	77 M. PONS	33.575	25	13 L. OTTAVIANI	25.185	25	80 A. DIAZ	17.605
26	51 A. SARMOON	17.360	26	89 K. BIN PAWI	33.585	26	40 S. CORSI	25.215	26	89 K. BIN PAWI	17.616
27	10 K. CALIA	17.407	27	74 P. BIESIEKIRSKI	33.623	27	68 L. POWER	25.335	27	52 B. GOMEZ RUS	17.642
28	89 K. BIN PAWI	17.437	28	3 R. DE ROSA	33.678	28	89 K. BIN PAWI	25.340	28	68 L. POWER	17.710
29	68 L. POWER	17.455	29	32 D. BAYLISS	33.727	29	3 R. DE ROSA	25.395	29	10 K. CALIA	17.787
30	3 R. DE ROSA	17.482	30	10 K. CALIA	33.817	30	10 K. CALIA	25.414	30	3 R. DE ROSA	17.824
31	32 D. BAYLISS	20.971	31	68 L. POWER	33.861						
			32	27 K. TOBA	34.560						

21/09/2024

These data/results cannot be reproduced, stored and/or transmitted in whole or in part by any manner of electronic, mechanical, photocopying, recording, broadcasting or otherwise now known or herein after developed without the previous express consent by the copyright owner, except for reproduction in daily press and regular printed publications on sale to the public within 60 days of the event related to those data/results and always provided that copyright symbol appears together as follows below.

© DORNA WSBK ORGANIZATION Srl 2024



Acerbis Italian Round, 20-22 September 2024
Lap Chart Race 1

		Lap																			
		1	2	3	4	5	6	7	8	9	10	11	12	13	14	15	16	17	18	19	20
1	99	99	99	99	99	99	99	99	99	99	99	99	99	99	99	99	99	99	99	99	99
2	55	55	55	55	55	55	55	55	55	55	55	55	55	55	62	62	62	62	62	62	62
3	62	62	62	62	62	62	62	62	62	62	62	62	62	62	62	55	55	55	55	55	55
4	64	64	64	64	64	64	64	64	64	64	64	64	64	64	64	23	23	23	23	23	23
5	94	94	94	94	94	94	94	94	94	23	23	23	23	23	23	94	69	69	69	69	69
6	23	23	23	23	23	23	23	23	94	94	94	94	94	94	94	69	94	94	94	94	94
7	9	9	9	9	9	69	9	9	9	69	69	69	69	69	17	17	17	17	17	17	17
8	69	69	69	69	69	9	69	69	69	17	17	17	17	17	50	50	50	50	50	50	50
9	17	17	17	17	17	17	17	17	17	50	50	50	50	50	54	54	54	54	54	66	66
10	40	53	53	28	28	28	28	28	28	28	66	66	66	66	66	66	66	66	66	54	54
11	53	40	28	40	40	53	53	50	50	54	54	54	54	54	71	71	71	71	71	71	71
12	28	28	40	50	53	40	40	66	66	71	71	71	71	71	80	80	80	80	80	80	52
13	50	50	50	53	50	50	50	54	54	80	80	80	80	80	80	52	52	52	52	52	80
14	66	66	66	66	66	66	66	71	71	52	52	52	52	52	77	77	77	77	77	77	77
15	71	71	71	54	54	54	54	80	80	77	77	77	77	51	51	51	51	51	51	51	51
16	54	54	54	71	71	71	71	77	52	51	51	51	77	77	22	48	48	48	48	48	48
17	74	74	74	80	80	80	80	52	77	74	22	22	22	22	48	22	22	22	22	22	74
18	80	80	80	74	51	51	77	51	51	22	48	48	48	48	74	74	74	74	74	74	22
19	77	51	51	51	74	77	51	74	74	48	74	74	74	74	3	3	3	3	3	3	3
20	51	77	77	77	77	74	52	22	22	5	5	5	3	3	53	53	68	68	68	68	68
21	68	52	52	52	52	74	48	48	3	3	3	53	53	68	68	53	53	53	53	53	53
22	10	22	48	48	48	48	48	5	5	61	61	61	5	68	61	61	61	61	61	61	61
23	22	10	10	22	22	22	22	3	3	53	53	53	68	61							
24	52	48	22	10	5	5	5	61	61	68	68	68	61								
25	48	3	5	5	10	3	3	53	53												
26	3	5	3	3	3	61	61	40	68												
27	5	61	61	61	61	10	68	68													
28	61	68	68	68	68	68	13	89													
29	89	13	13	13	13	13	89														
30	13	89	89	89	89	89															

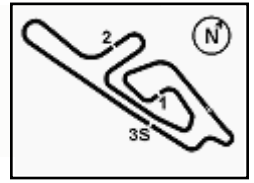
Final Result		
1	99 A. HUERTAS	Laps 20
2	62 S. MANZI	4.665
3	55 Y. MONTELLA	7.597
4	23 M. SCHROETTER	13.000
5	69 T. BOOTH-AMOS	13.682
6	94 L. MAHIAS	17.818
7	17 J. MCPHEE	20.459
8	50 D. VOSTATEK	21.340
9	66 N. TUULI	25.588
10	54 B. SOFUOGLU	25.685
11	71 T. EDWARDS	33.501
12	52 B. GOMEZ RUS	33.843
13	80 A. DIAZ	34.024
14	77 M. PONS	40.132
15	51 A. SARMOON	40.439
16	48 L. DALLA PORTA	40.582
17	74 P. BIESIEKIRSKI	41.153
18	22 F. FULIGNI	41.156
19	3 R. DE ROSA	58.097
20	68 L. POWER	1'28.333
21	53 V. DEBISE	1 Lap
22	61 C. ONCU	1 Lap
RET	64 F. CARICASULO	6 Laps
RET	5 N. ANTONELLI	7 Laps
RET	9 J. NAVARRO	11 Laps
RET	28 G. VAN STRAALEN	11 Laps
RET	40 S. CORSI	12 Laps
RET	89 K. BIN PAWI	12 Laps
RET	13 L. OTTAVIANI	13 Laps
RET	10 K. CALIA	14 Laps
RET	32 D. BAYLISS	
RET	27 K. TOBA	

21/09/2024

These data/results cannot be reproduced, stored and/or transmitted in whole or in part by any manner of electronic, mechanical, photocopying, recording, broadcasting or otherwise now known or herein after developed without the previous express consent by the copyright owner, except for reproduction in daily press and regular printed publications on sale to the public within 60 days of the event related to those data/results and always provided that copyright symbol appears together as follows below.

© DORNA WSBK ORGANIZATION Srl 2024





Cremona Circuit 3.768 m

Acerbis Italian Round, 20-22 September 2024
Lap Chart Race 1

Lap 1

1	99	A.Huertas	1'35.195
2	55	Y.Montella	0.237
3	62	S.Manzi	0.746
4	64	F.Caricasulo	1.015
5	94	L.Mahias	1.558
6	23	M.Schroetter	2.389
7	9	J.Navarro	2.659
8	69	T.Booth-Amos	2.757
9	17	J.McPhee	3.352
10	40	S.Corsi	3.581
11	53	V.Dealise	3.598
12	28	G.van Straalen	3.956
13	50	O.Vostatek	4.264
14	66	N.Tuuli	4.515
15	71	T.Edwards	4.836
16	54	B.Sofuoglu	5.139
17	74	P.Biesiekirski	5.483
18	80	A.Diaz	5.694
19	77	M.Pons	5.840
20	51	A.Sarmoon	6.037
21	68	L.Power	6.347
22	10	K.Calia	6.511
23	22	F.Fulgini	6.745
24	52	B.Gomez Rus	6.921
25	48	L.Dalla Porta	7.271
26	3	R.De Rosa	7.605
27	5	N.Antonelli	7.981
28	61	C.Oncu	21.886
29	89	K.Bin Pawi	32.218
30	13	L.Ottaviani	46.462

Lap 2

1	99	A.Huertas	3'08.009
2	55	Y.Montella	0.235
3	62	S.Manzi	0.549
4	64	F.Caricasulo	0.903
5	94	L.Mahias	1.360
6	23	M.Schroetter	2.726
7	9	J.Navarro	3.041
8	69	T.Booth-Amos	3.109
9	17	J.McPhee	3.506
10	53	V.Dealise	4.315
11	40	S.Corsi	4.431
12	28	G.van Straalen	4.589
13	50	O.Vostatek	5.138
14	66	N.Tuuli	5.364
15	71	T.Edwards	6.119
16	54	B.Sofuoglu	6.396
17	74	P.Biesiekirski	6.674
18	80	A.Diaz	7.002
19	51	A.Sarmoon	7.252
20	77	M.Pons	7.444
21	52	B.Gomez Rus	8.526
22	22	F.Fulgini	8.676
23	10	K.Calia	8.784
24	48	L.Dalla Porta	9.017
25	3	R.De Rosa	9.536
26	5	N.Antonelli	9.749
27	61	C.Oncu	22.546
28	68	L.Power	35.629
29	13	L.Ottaviani	47.892
30	89	K.Bin Pawi	

Lap 3

1	99	A.Huertas	4'40.417
2	55	Y.Montella	0.303
3	62	S.Manzi	0.772
4	64	F.Caricasulo	1.305
5	94	L.Mahias	1.766
6	23	M.Schroetter	3.401
7	9	J.Navarro	3.613
8	69	T.Booth-Amos	3.766

9	17	J.McPhee	4.341
10	53	V.Dealise	4.723
11	28	G.van Straalen	5.320
12	40	S.Corsi	5.823
13	50	O.Vostatek	6.072
14	66	N.Tuuli	7.240
15	71	T.Edwards	7.595
16	54	B.Sofuoglu	7.825
17	74	P.Biesiekirski	8.053
18	80	A.Diaz	8.402
19	51	A.Sarmoon	8.661
20	77	M.Pons	8.860
21	52	B.Gomez Rus	10.173
22	48	L.Dalla Porta	11.079
23	10	K.Calia	11.106
24	22	F.Fulgini	11.262
25	5	N.Antonelli	11.865
26	3	R.De Rosa	12.233
27	61	C.Oncu	23.423
28	68	L.Power	40.014
29	13	L.Ottaviani	52.203
30	89	K.Bin Pawi	

Lap 4

1	99	A.Huertas	6'13.026
2	55	Y.Montella	0.345
3	62	S.Manzi	0.603
4	64	F.Caricasulo	1.493
5	94	L.Mahias	2.072
6	23	M.Schroetter	3.718
7	9	J.Navarro	3.968
8	69	T.Booth-Amos	4.176
9	17	J.McPhee	5.134
10	28	G.van Straalen	5.741
11	40	S.Corsi	6.633
12	50	O.Vostatek	6.877
13	53	V.Dealise	7.104
14	66	N.Tuuli	8.163
15	54	B.Sofuoglu	8.756
16	71	T.Edwards	8.975
17	80	A.Diaz	9.393
18	74	P.Biesiekirski	9.750
19	51	A.Sarmoon	9.919
20	77	M.Pons	10.261
21	52	B.Gomez Rus	11.648
22	48	L.Dalla Porta	12.212
23	22	F.Fulgini	12.899
24	10	K.Calia	13.296
25	5	N.Antonelli	13.499
26	3	R.De Rosa	14.357
27	61	C.Oncu	24.274
28	68	L.Power	43.099
29	13	L.Ottaviani	53.148
30	89	K.Bin Pawi	

Lap 5

1	99	A.Huertas	7'45.573
2	55	Y.Montella	0.353
3	62	S.Manzi	0.738
4	64	F.Caricasulo	1.479
5	94	L.Mahias	2.374
6	23	M.Schroetter	4.177
7	9	J.Navarro	4.506
8	69	T.Booth-Amos	4.639
9	17	J.McPhee	5.599
10	28	G.van Straalen	6.326
11	40	S.Corsi	7.628
12	53	V.Dealise	8.081
13	50	O.Vostatek	8.203
14	66	N.Tuuli	8.973
15	54	B.Sofuoglu	9.717
16	71	T.Edwards	10.248
17	80	A.Diaz	10.663

18	51	A.Sarmoon	11.584
19	74	P.Biesiekirski	11.780
20	77	M.Pons	11.948
21	52	B.Gomez Rus	12.994
22	48	L.Dalla Porta	13.585
23	22	F.Fulgini	14.285
24	5	N.Antonelli	15.506
25	10	K.Calia	16.291
26	3	R.De Rosa	16.561
27	61	C.Oncu	25.652
28	68	L.Power	46.306
29	13	L.Ottaviani	1'00.013
30	89	K.Bin Pawi	

Lap 6

1	99	A.Huertas	9'17.973
2	55	Y.Montella	0.650
3	62	S.Manzi	1.076
4	64	F.Caricasulo	1.915
5	94	L.Mahias	3.171
6	23	M.Schroetter	4.690
7	69	T.Booth-Amos	5.438
8	9	J.Navarro	5.646
9	17	J.McPhee	6.426
10	28	G.van Straalen	7.460
11	53	V.Dealise	8.502
12	40	S.Corsi	9.105
13	50	O.Vostatek	9.424
14	66	N.Tuuli	10.074
15	54	B.Sofuoglu	10.965
16	71	T.Edwards	11.625
17	80	A.Diaz	11.942
18	51	A.Sarmoon	13.420
19	77	M.Pons	13.887
20	74	P.Biesiekirski	14.043
21	52	B.Gomez Rus	14.388
22	48	L.Dalla Porta	15.092
23	22	F.Fulgini	15.533
24	5	N.Antonelli	17.043
25	3	R.De Rosa	19.238
26	61	C.Oncu	26.886
27	10	K.Calia	32.133
28	68	L.Power	49.141
29	13	L.Ottaviani	1'00.922
30	89	K.Bin Pawi	

Lap 7

1	99	A.Huertas	10'50.186
2	55	Y.Montella	0.895
3	62	S.Manzi	1.457
4	64	F.Caricasulo	2.589
5	94	L.Mahias	4.269
6	23	M.Schroetter	5.357
7	9	J.Navarro	6.386
8	69	T.Booth-Amos	6.395
9	17	J.McPhee	7.314
10	28	G.van Straalen	8.223
11	53	V.Dealise	9.126
12	40	S.Corsi	10.054
13	50	O.Vostatek	10.362
14	66	N.Tuuli	11.185
15	54	B.Sofuoglu	11.789
16	71	T.Edwards	13.070
17	80	A.Diaz	13.332
18	77	M.Pons	15.710
19	51	A.Sarmoon	15.996
20	52	B.Gomez Rus	16.208
21	74	P.Biesiekirski	16.473
22	48	L.Dalla Porta	17.156
23	22	F.Fulgini	17.501
24	5	N.Antonelli	18.607
25	3	R.De Rosa	22.011
26	61	C.Oncu	28.612

Lap 8

1	99	A.Huertas	12'22.463
2	55	Y.Montella	1.361
3	62	S.Manzi	1.718
4	64	F.Caricasulo	2.961
5	94	L.Mahias	5.570
6	23	M.Schroetter	5.998
7	9	J.Navarro	7.094
8	69	T.Booth-Amos	7.251
9	17	J.McPhee	8.012
10	28	G.van Straalen	8.815
11	50	O.Vostatek	11.571
12	66	N.Tuuli	12.340
13	54	B.Sofuoglu	12.993
14	71	T.Edwards	15.119
15	80	A.Diaz	15.390
16	77	M.Pons	18.117
17	52	B.Gomez Rus	18.384
18	51	A.Sarmoon	18.494
19	74	P.Biesiekirski	18.855
20	22	F.Fulgini	19.417
21	48	L.Dalla Porta	19.555
22	5	N.Antonelli	20.161
23	3	R.De Rosa	24.947
24	61	C.Oncu	30.341
25	53	V.Dealise	42.229
26	40	S.Corsi	43.965
27	68	L.Power	54.908
28	89	K.Bin Pawi	

Lap 9

1	99	A.Huertas	13'54.860
2	55	Y.Montella	1.671
3	62	S.Manzi	1.916
4	64	F.Caricasulo	3.847
5	23	M.Schroetter	6.859
6	94	L.Mahias	7.138
7	9	J.Navarro	7.572
8	69	T.Booth-Amos	7.742
9	17	J.McPhee	8.847
10	28	G.van Straalen	9.411
11	50	O.Vostatek	12.667
12	66	N.Tuuli	13.435
13	54	B.Sofuoglu	14.199
14	71	T.Edwards	16.609
15	80	A.Diaz	16.834
16	52	B.Gomez Rus	20.054
17	77	M.Pons	20.262
18	51	A.Sarmoon	20.462
19	74	P.Biesiekirski	20.780
20	22	F.Fulgini	21.069
21	48	L.Dalla Porta	21.264
22	5	N.Antonelli	21.599
23	3	R.De Rosa	27.768
24	61	C.Oncu	31.420
25	53	V.Dealise	43.790
26	68	L.Power	57.616

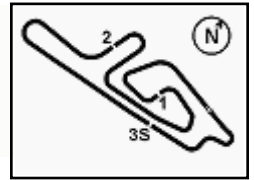
Lap 10

1	99	A.Huertas	15'27.160
2	55	Y.Montella	2.119
3	62	S.Manzi	2.359
4	64	F.Caricasulo	4.813
5	23	M.Schroetter	7.651
6	94	L.Mahias	7.932
7	69	T.Booth-Amos	8.641
8	17	J.McPhee	9.776
9	50	O.Vostatek	13.745
10	66	N.Tuuli	14.795

21/09/2024

These data/results cannot be reproduced, stored and/or transmitted in whole or in part by any manner of electronic, mechanical, photocopying, recording, broadcasting or otherwise now known or herein after developed without the previous express consent by the copyright owner, except for reproduction in daily press and regular printed publications on sale to the public within 60 days of the event related to those data/results and always provided that copyright symbol appears together as follows below.

© DORNA WSBK ORGANIZATION Srl 2024



Cremona Circuit 3.768 m

Acerbis Italian Round, 20-22 September 2024
Lap Chart Race 1
3 / 5

11	54	B.Sofuoglu	15.273	6	94	L.Mahias	9.932	4	23	M.Schroetter	11.113	5	69	T.Booth-Amos	13.848
12	71	T.Edwards	17.961	7	69	T.Booth-Amos	10.485	5	69	T.Booth-Amos	12.321	6	94	L.Mahias	16.338
13	80	A.Diaz	18.349	8	17	J.McPhee	12.890	6	94	L.Mahias	12.780	7	17	J.McPhee	20.069
14	52	B.Gomez Rus	21.760	9	50	O.Vostatek	16.339	7	17	J.McPhee	15.916	8	50	O.Vostatek	20.946
15	77	M.Pons	22.016	10	66	N.Tuuli	17.910	8	50	O.Vostatek	18.971	9	66	N.Tuuli	25.258
16	51	A.Sarmoon	22.357	11	54	B.Sofuoglu	18.080	9	54	B.Sofuoglu	21.178	10	54	B.Sofuoglu	25.520
17	74	P.Biesiekirski	22.954	12	71	T.Edwards	22.836	10	66	N.Tuuli	21.474	11	71	T.Edwards	32.905
18	22	F.Fulgigni	23.288	13	80	A.Diaz	23.105	11	71	T.Edwards	28.335	12	80	A.Diaz	33.117
19	48	L.Dalla Porta	23.395	14	52	B.Gomez Rus	26.597	12	80	A.Diaz	28.591	13	52	B.Gomez Rus	33.389
20	5	N.Antonelli	23.722	15	51	A.Sarmoon	27.571	13	52	B.Gomez Rus	30.417	14	77	M.Pons	39.122
21	3	R.De Rosa	30.542	16	77	M.Pons	27.850	14	77	M.Pons	33.874	15	51	A.Sarmoon	39.493
22	61	C.Oncu	32.517	17	22	F.Fulgigni	28.200	15	51	A.Sarmoon	34.147	16	48	L.Dalla Porta	39.817
23	53	V.Debise	45.416	18	48	L.Dalla Porta	28.495	16	48	L.Dalla Porta	34.263	17	22	F.Fulgigni	40.094
24	68	L.Power	1'00.634	19	74	P.Biesiekirski	28.877	17	22	F.Fulgigni	34.447	18	74	P.Biesiekirski	40.282
				20	3	R.De Rosa	38.828	18	74	P.Biesiekirski	34.767	19	3	R.De Rosa	55.324
				21	53	V.Debise	48.823	19	3	R.De Rosa	47.383	20	68	L.Power	1'25.381
				22	5	N.Antonelli	56.719	20	53	V.Debise	1'03.483	21	53	V.Debise	
				23	68	L.Power	1'08.949	21	68	L.Power	1'17.760	22	61	C.Oncu	
				24	61	C.Oncu		22	61	C.Oncu					

Lap 11

1	99	A.Huertas	16'59.516
2	55	Y.Montella	2.646
3	62	S.Manzi	2.864
4	64	F.Caricasulo	5.985
5	23	M.Schroetter	8.317
6	94	L.Mahias	8.612
7	69	T.Booth-Amos	9.186
8	17	J.McPhee	10.673
9	50	O.Vostatek	14.630
10	66	N.Tuuli	15.818
11	54	B.Sofuoglu	16.143
12	71	T.Edwards	19.495
13	80	A.Diaz	19.827
14	52	B.Gomez Rus	23.440
15	77	M.Pons	23.781
16	51	A.Sarmoon	23.918
17	22	F.Fulgigni	25.001
18	48	L.Dalla Porta	25.133
19	74	P.Biesiekirski	25.440
20	5	N.Antonelli	25.619
21	3	R.De Rosa	33.020
22	61	C.Oncu	33.591
23	53	V.Debise	46.267
24	68	L.Power	1'03.369

Lap 12

1	99	A.Huertas	18'31.910
2	55	Y.Montella	2.847
3	62	S.Manzi	3.260
4	64	F.Caricasulo	6.768
5	23	M.Schroetter	8.871
6	94	L.Mahias	9.207
7	69	T.Booth-Amos	9.961
8	17	J.McPhee	11.534
9	50	O.Vostatek	15.414
10	66	N.Tuuli	16.685
11	54	B.Sofuoglu	17.136
12	71	T.Edwards	21.081
13	80	A.Diaz	21.382
14	52	B.Gomez Rus	25.036
15	77	M.Pons	25.366
16	51	A.Sarmoon	25.657
17	22	F.Fulgigni	26.512
18	48	L.Dalla Porta	26.656
19	74	P.Biesiekirski	27.183
20	5	N.Antonelli	27.422
21	3	R.De Rosa	35.987
22	61	C.Oncu	43.633
23	53	V.Debise	47.634
24	68	L.Power	1'06.088

Lap 13

1	99	A.Huertas	20'04.242
2	55	Y.Montella	3.252
3	62	S.Manzi	3.527
4	64	F.Caricasulo	7.726
5	23	M.Schroetter	9.628

Lap 14

1	99	A.Huertas	21'36.698
2	55	Y.Montella	3.705
3	62	S.Manzi	3.917
4	64	F.Caricasulo	8.500
5	23	M.Schroetter	9.950
6	94	L.Mahias	10.326
7	69	T.Booth-Amos	10.821
8	17	J.McPhee	13.794
9	50	O.Vostatek	16.936
10	66	N.Tuuli	18.947
11	54	B.Sofuoglu	19.162
12	71	T.Edwards	24.468
13	80	A.Diaz	24.757
14	52	B.Gomez Rus	27.936
15	51	A.Sarmoon	29.208
16	77	M.Pons	29.358
17	22	F.Fulgigni	29.847
18	48	L.Dalla Porta	29.983
19	74	P.Biesiekirski	30.632
20	3	R.De Rosa	41.429
21	53	V.Debise	49.746
22	68	L.Power	1'11.474
23	61	C.Oncu	

Lap 15

1	99	A.Huertas	23'09.208
2	62	S.Manzi	4.745
3	55	Y.Montella	4.964
4	23	M.Schroetter	10.522
5	94	L.Mahias	10.972
6	69	T.Booth-Amos	11.209
7	17	J.McPhee	15.033
8	50	O.Vostatek	18.303
9	54	B.Sofuoglu	20.109
10	66	N.Tuuli	20.307
11	71	T.Edwards	26.341
12	80	A.Diaz	26.613
13	52	B.Gomez Rus	29.188
14	77	M.Pons	31.874
15	51	A.Sarmoon	31.972
16	22	F.Fulgigni	31.992
17	48	L.Dalla Porta	32.086
18	74	P.Biesiekirski	32.398
19	3	R.De Rosa	44.432
20	53	V.Debise	50.661
21	68	L.Power	1'14.711
22	61	C.Oncu	

Lap 16

1	99	A.Huertas	24'41.813
2	62	S.Manzi	5.252
3	55	Y.Montella	5.524

Lap 17

1	99	A.Huertas	26'14.378
2	62	S.Manzi	5.344
3	55	Y.Montella	5.797
4	23	M.Schroetter	11.645
5	69	T.Booth-Amos	12.925
6	94	L.Mahias	13.981
7	17	J.McPhee	17.118
8	50	O.Vostatek	19.665
9	54	B.Sofuoglu	22.659
10	66	N.Tuuli	22.887
11	71	T.Edwards	29.783
12	80	A.Diaz	30.262
13	52	B.Gomez Rus	31.611
14	77	M.Pons	35.795
15	51	A.Sarmoon	36.015
16	48	L.Dalla Porta	36.159
17	22	F.Fulgigni	36.436
18	74	P.Biesiekirski	36.661
19	3	R.De Rosa	50.253
20	68	L.Power	1'20.487
21	53	V.Debise	
22	61	C.Oncu	

Lap 18

1	99	A.Huertas	27'47.019
2	62	S.Manzi	5.312
3	55	Y.Montella	5.995
4	23	M.Schroetter	12.238
5	69	T.Booth-Amos	13.435
6	94	L.Mahias	14.828
7	17	J.McPhee	19.243
8	50	O.Vostatek	20.336
9	54	B.Sofuoglu	24.078
10	66	N.Tuuli	24.242
11	71	T.Edwards	31.453
12	80	A.Diaz	31.780
13	52	B.Gomez Rus	32.618
14	77	M.Pons	37.603
15	51	A.Sarmoon	37.812
16	48	L.Dalla Porta	37.957
17	22	F.Fulgigni	38.282
18	74	P.Biesiekirski	38.491
19	3	R.De Rosa	52.975
20	68	L.Power	1'22.763
21	53	V.Debise	
22	61	C.Oncu	

Lap 19

1	99	A.Huertas	29'19.891
2	62	S.Manzi	5.054
3	55	Y.Montella	6.634
4	23	M.Schroetter	12.609

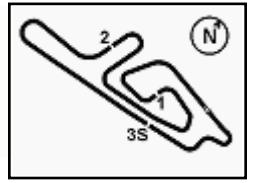
21/09/2024

These data/results cannot be reproduced, stored and/or transmitted in whole or in part by any manner of electronic, mechanical, photocopying, recording, broadcasting or otherwise now known or herein after developed without the previous express consent by the copyright owner, except for reproduction in daily press and regular printed publications on sale to the public within 60 days of the event related to those data/results and always provided that copyright symbol appears together as follows below.

© DORNA WSBK ORGANIZATION Srl 2024

FICR PERUGIA TIMING





Acerbis Italian Round, 20-22 September 2024
Lap Chart Race 1

Race Pace Comparison

	99 Hue	62 Man	55 Mon	23 Sch	69 Boo	94 Mah	17 McP	50 Vos	66 Tuu	54 Sof	71 Edw	52 Gom	80 Dia	77 Pon
1	1'35.195	1'35.941	1'35.432	1'37.584	1'37.952	1'36.753	1'38.547	1'39.459	1'39.710	1'40.334	1'40.031	1'42.116	1'40.889	1'41.035
2	1'32.814	1'32.617	1'32.812	1'33.151	1'33.166	1'32.616	1'32.968	1'33.688	1'33.663	1'34.071	1'34.097	1'34.419	1'34.122	1'34.418
3	1'32.408	1'32.631	1'32.476	1'33.083	1'33.065	1'32.814	1'33.243	1'33.342	1'34.284	1'33.837	1'33.884	1'34.055	1'33.808	1'33.824
4	1'32.609	1'32.440	1'32.651	1'32.926	1'33.019	1'32.915	1'33.402	1'33.414	1'33.532	1'33.540	1'33.989	1'34.084	1'33.600	1'34.010
5	1'32.547	1'32.682	1'32.555	1'33.006	1'33.010	1'32.849	1'33.012	1'33.873	1'33.357	1'33.508	1'33.820	1'33.893	1'33.817	1'34.234
6	1'32.400	1'32.738	1'32.697	1'32.913	1'33.199	1'33.197	1'33.227	1'33.621	1'33.501	1'33.648	1'33.777	1'33.794	1'33.679	1'34.339
7	1'32.213	1'32.594	1'32.458	1'32.880	1'33.170	1'33.311	1'33.101	1'33.151	1'33.324	1'33.037	1'33.658	1'34.033	1'33.603	1'34.036
8	1'32.277	1'32.538	1'32.743	1'32.918	1'33.133	1'33.578	1'32.975	1'33.486	1'33.432	1'33.481	1'34.326	1'34.453	1'34.335	1'34.684
9	1'32.397	1'32.595	1'32.707	1'33.258	1'32.888	1'33.965	1'33.232	1'33.493	1'33.492	1'33.603	1'33.887	1'34.067	1'33.841	1'34.542
10	1'32.300	1'32.743	1'32.748	1'33.092	1'33.199	1'33.094	1'33.229	1'33.378	1'33.660	1'33.374	1'33.652	1'34.006	1'33.815	1'34.054
11	1'32.356	1'32.861	1'32.883	1'33.022	1'32.901	1'33.036	1'33.253	1'33.241	1'33.379	1'33.226	1'33.890	1'34.036	1'33.834	1'34.121
12	1'32.394	1'32.790	1'32.595	1'32.948	1'33.169	1'32.989	1'33.255	1'33.178	1'33.261	1'33.387	1'33.980	1'33.990	1'33.949	1'33.979
13	1'32.332	1'32.599	1'32.737	1'33.089	1'32.856	1'33.057	1'33.688	1'33.257	1'33.557	1'33.276	1'34.087	1'33.893	1'34.055	1'34.816
14	1'32.456	1'32.846	1'32.909	1'32.778	1'32.792	1'32.850	1'33.360	1'33.053	1'33.493	1'33.538	1'34.088	1'33.795	1'34.108	1'33.964
15	1'32.510	1'33.338	1'33.769	1'33.082	1'32.898	1'33.156	1'33.749	1'33.877	1'33.870	1'33.457	1'34.383	1'33.762	1'34.366	1'35.026
16	1'32.605	1'33.112	1'33.165	1'33.196	1'33.717	1'34.413	1'33.488	1'33.273	1'33.772	1'33.674	1'34.599	1'33.834	1'34.583	1'34.605
17	1'32.565	1'32.657	1'32.838	1'33.097	1'33.169	1'33.766	1'33.767	1'33.259	1'33.978	1'34.046	1'34.013	1'33.759	1'34.236	1'34.486
18	1'32.641	1'32.609	1'32.839	1'33.234	1'33.151	1'33.488	1'34.766	1'33.312	1'33.996	1'34.060	1'34.311	1'33.648	1'34.159	1'34.449
19	1'32.872	1'32.614	1'33.511	1'33.243	1'33.285	1'34.382	1'33.698	1'33.482	1'33.888	1'34.314	1'34.324	1'33.643	1'34.209	1'34.391
20	1'33.436	1'33.047	1'34.399	1'33.827	1'33.270	1'34.916	1'33.826	1'33.830	1'33.766	1'33.601	1'34.032	1'33.890	1'34.343	1'34.446

	51 Sar	48 Dal	74 Bie	22 Ful	3 DeR	68 Pow	53 Deb	61 Onc	64 Car	5 Ant	9 Nav	28 vSt	40 Cor	89 Bin
1	1'41.232	1'42.466	1'40.678	1'41.940	1'42.800	1'41.542	1'38.793	1'57.081	1'36.210	1'43.176	1'37.854	1'39.151	1'38.776	2'07.413
2	1'34.029	1'34.560	1'34.005	1'34.745	1'34.745	2'02.096	1'33.531	1'33.474	1'32.702	1'34.582	1'33.196	1'33.447	1'33.664	8'45.150
3	1'33.817	1'34.470	1'33.787	1'34.994	1'35.105	1'36.793	1'32.816	1'33.285	1'32.810	1'34.524	1'32.980	1'33.139	1'33.800	1'58.277
4	1'33.867	1'33.742	1'34.306	1'34.246	1'34.733	1'35.694	1'34.990	1'33.460	1'32.797	1'34.243	1'32.964	1'33.030	1'33.419	1'34.557
5	1'34.212	1'33.920	1'34.577	1'33.933	1'34.751	1'35.754	1'33.524	1'33.925	1'32.533	1'34.554	1'33.085	1'33.132	1'33.542	1'34.541
6	1'34.236	1'33.907	1'34.663	1'33.648	1'35.077	1'35.235	1'32.821	1'33.634	1'32.836	1'33.937	1'33.540	1'33.534	1'33.877	1'33.988
7	1'34.789	1'34.277	1'34.643	1'34.181	1'34.986	1'35.298	1'32.837	1'33.939	1'32.887	1'33.777	1'32.953	1'32.976	1'33.162	1'34.652
8	1'34.775	1'34.676	1'34.659	1'34.193	1'35.213	1'34.959	2'05.380	1'34.006	1'32.649	1'33.831	1'32.985	1'32.869	2'06.188	1'47.236
9	1'34.365	1'34.106	1'34.322	1'34.049	1'35.218	1'35.105	1'33.958	1'33.476	1'33.283	1'33.835	1'32.875	1'32.993		
10	1'34.195	1'34.431	1'34.474	1'34.519	1'35.074	1'35.318	1'33.926	1'33.397	1'33.266	1'34.423				
11	1'33.917	1'34.094	1'34.842	1'34.069	1'34.834	1'35.091	1'33.207	1'33.430	1'33.528	1'34.253				
12	1'34.133	1'33.917	1'34.137	1'33.905	1'35.361	1'35.113	1'33.761	1'42.436	1'33.177	1'34.197				
13	1'34.246	1'34.171	1'34.026	1'34.020	1'35.173	1'35.193	1'33.521	3'12.710	1'33.290	2'01.629				
14	1'34.093	1'33.944	1'34.211	1'34.103	1'35.057	1'34.981	1'33.379	1'33.399	1'33.230					
15	1'35.274	1'34.613	1'34.276	1'34.655	1'35.513	1'35.747	1'33.425	1'32.760						
16	1'34.780	1'34.782	1'34.974	1'35.060	1'35.556	1'35.654	1'45.427	1'33.107						
17	1'34.433	1'34.461	1'34.459	1'34.554	1'35.435	1'35.292	2'35.709	1'32.935						
18	1'34.438	1'34.439	1'34.471	1'34.487	1'35.363	1'34.917	1'33.644	1'36.688						
19	1'34.553	1'34.732	1'34.663	1'34.684	1'35.221	1'35.490	1'32.920	1'33.256						
20	1'34.382	1'34.201	1'34.307	1'34.498	1'36.209	1'36.388								

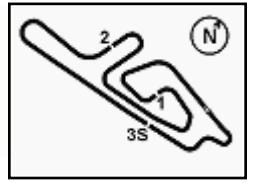
	13 Ott	10 Cal
1	2'21.657	1'41.706
2	1'34.244	1'35.087
3	1'36.719	1'34.730
4	1'33.554	1'34.799
5	1'39.412	1'35.542
6	1'33.309	1'48.242

21/09/2024

These data/results cannot be reproduced, stored and/or transmitted in whole or in part by any manner of electronic, mechanical, photocopying, recording, broadcasting or otherwise now known or herein after developed without the previous express consent by the copyright owner, except for reproduction in daily press and regular printed publications on sale to the public within 60 days of the event related to those data/results and always provided that copyright symbol appears together as follows below.

© DORNA WSBK ORGANIZATION Srl 2024





Cremona Circuit 3.768 m

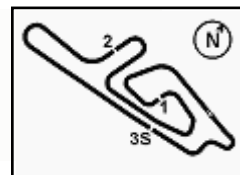
Acerbis Italian Round, 20-22 September 2024
Lap Chart Race 1

	13 Ott	10 Cal
7	1'33.003	

21/09/2024

These data/results cannot be reproduced, stored and/or transmitted in whole or in part by any manner of electronic, mechanical, photocopying, recording, broadcasting or otherwise now known or herein after developed without the previous express consent by the copyright owner, except for reproduction in daily press and regular printed publications on sale to the public within 60 days of the event related to those data/results and always provided that copyright symbol appears together as follows below.

© DORNA WSBK ORGANIZATION Srl 2024



Acerbis Italian Round, 20-22 September 2024

Chronological Analysis Race 1

Start at 15:15'22.270

1° 99 A. HUERTAS [1'32.213]							
Lap	Seg.1	Seg.2	Seg.3	Seg.4	Lap Time	km/h	Local Time
1		33.223	25.087	17.271	1'35.195	262,1	15:16'57.465
2	17.226	33.333	25.010	17.245	1'32.814C	263,4	15:18'30.279
3	16.997	33.202	24.983	17.226	1'32.408	263,4	15:20'02.687
4	17.070	33.237	24.993	17.309	1'32.609	263,4	15:21'35.296
5	17.059	33.251	25.037	17.200	1'32.547C	262,1	15:23'07.843
6	17.037	33.263	24.926	17.174	1'32.400	262,8	15:24'40.243
7	16.985	33.225	24.905	17.098	1'32.213	264,7	15:26'12.456
8	16.989	33.142	25.059	17.087	1'32.277	264,1	15:27'44.733
9	17.062	33.258	24.973	17.104	1'32.397	264,1	15:29'17.130
10	16.970	33.248	25.018	17.064	1'32.300	263,4	15:30'49.430
11	17.067	33.166	24.954	17.169	1'32.356	263,4	15:32'21.786
12	17.098	33.206	24.970	17.120	1'32.394	264,1	15:33'54.180
13	17.065	33.243	24.925	17.099	1'32.332	264,7	15:35'26.512
14	17.103	33.236	24.898	17.219	1'32.456	264,7	15:36'58.968
15	17.115	33.282	24.942	17.171	1'32.510	264,7	15:38'31.478
16	17.058	33.372	24.963	17.212	1'32.605	264,7	15:40'04.083
17	17.068	33.270	25.012	17.215	1'32.565	265,4	15:41'36.648
18	17.106	33.281	24.984	17.270	1'32.641	266,0	15:43'09.289
19	17.127	33.401	25.049	17.295	1'32.872	266,0	15:44'42.161
20	17.220	33.563	25.040	17.613	1'33.436	264,7	15:46'15.597

Race Time 30'53.327

16	17.289	33.562	24.993	17.321	1'33.165	270,7	15:40'09.607
17	17.355	33.368	24.789	17.326	1'32.838	269,3	15:41'42.445
18	17.326	33.265	24.889	17.359	1'32.839	270,0	15:43'15.284
19	17.263	33.710	24.960	17.578	1'33.511	268,0	15:44'48.795
20	17.381	33.839	25.203	17.976	1'34.399	267,3	15:46'23.194

Race Time 31'00.924

2° 62 S. MANZI [1'32.440]							
Lap	Seg.1	Seg.2	Seg.3	Seg.4	Lap Time	km/h	Local Time
1		33.431	24.966	17.466	1'35.941	266,0	15:16'58.211
2	17.076	33.319	24.887	17.335	1'32.617	268,7	15:18'30.828
3	17.134	33.304	24.895	17.298	1'32.631	266,0	15:20'03.459
4	17.091	33.124	24.851	17.374	1'32.440	267,3	15:21'35.899
5	17.127	33.267	24.961	17.327	1'32.682	266,0	15:23'08.581
6	17.164	33.378	24.922	17.274	1'32.738	266,0	15:24'41.319
7	17.082	33.309	24.904	17.299	1'32.594	266,0	15:26'13.913
8	17.135	33.178	24.929	17.296	1'32.538	268,0	15:27'46.451
9	17.132	33.303	24.864	17.296	1'32.595	268,7	15:29'19.046
10	17.146	33.360	24.869	17.368	1'32.743	268,7	15:30'51.789
11	17.206	33.392	24.983	17.280	1'32.861	266,0	15:32'24.650
12	17.186	33.298	24.979	17.327	1'32.790	267,3	15:33'57.440
13	17.149	33.180	24.941	17.329	1'32.599	268,0	15:35'30.039
14	17.116	33.439	24.924	17.367	1'32.846	268,7	15:37'02.885
15	17.226	33.547	25.096	17.469	1'33.338	264,1	15:38'36.223
16	17.335	33.276	25.140	17.361	1'33.112	264,1	15:40'09.335
17	17.174	33.208	25.007	17.268	1'32.657	264,1	15:41'41.992
18	17.191	33.219	24.985	17.214	1'32.609	264,7	15:43'14.601
19	17.110	33.120	24.992	17.392	1'32.614	264,1	15:44'47.215
20	17.182	33.297	25.077	17.491	1'33.047	264,1	15:46'20.262

Race Time 30'57.992

4° 23 M. SCHROETTER [1'32.778]							
Lap	Seg.1	Seg.2	Seg.3	Seg.4	Lap Time	km/h	Local Time
1		33.727	25.453	17.567	1'37.584	262,8	15:16'59.854
2	17.223	33.351	25.124	17.453	1'33.151	263,4	15:18'33.005
3	17.215	33.392	25.091	17.385	1'33.083	262,1	15:20'06.088
4	17.192	33.230	25.024	17.480	1'32.926	261,5	15:21'39.014
5	17.292	33.237	25.025	17.452	1'33.006	260,9	15:23'12.020
6	17.285	33.236	25.058	17.334	1'32.913	262,1	15:24'44.933
7	17.104	33.230	25.047	17.499	1'32.880	262,1	15:26'17.813
8	17.212	33.171	25.106	17.429	1'32.918	262,8	15:27'50.731
9	17.357	33.347	25.105	17.449	1'33.258	264,1	15:29'23.989
10	17.256	33.198	25.175	17.463	1'33.092	260,9	15:30'57.081
11	17.294	33.311	25.043	17.374	1'33.022	260,2	15:32'30.103
12	17.252	33.249	25.001	17.446	1'32.948	263,4	15:34'03.051
13	17.259	33.271	25.157	17.402	1'33.089	262,8	15:35'36.140
14	17.217	33.213	25.019	17.329	1'32.778	262,8	15:37'08.918
15	17.223	33.228	25.180	17.451	1'33.082	261,5	15:38'42.000
16	17.265	33.381	25.174	17.376	1'33.196	260,9	15:40'15.196
17	17.269	33.303	25.111	17.414	1'33.097	261,5	15:41'48.293
18	17.292	33.300	25.177	17.465	1'33.234	261,5	15:43'21.527
19	17.289	33.369	25.153	17.432	1'33.243	262,1	15:44'54.770
20	17.453	33.557	25.280	17.537	1'33.827	260,9	15:46'28.597

Race Time 31'06.327

5° 69 T. BOOTH-AMOS [1'32.792]							
Lap	Seg.1	Seg.2	Seg.3	Seg.4	Lap Time	km/h	Local Time
1		33.845	25.238	17.444	1'37.952	264,1	15:17'00.222
2	17.258	33.239	25.155	17.514	1'33.166	262,8	15:18'33.388
3	17.249	33.340	24.945	17.531	1'33.065	268,0	15:20'06.453
4	17.302	33.308	24.935	17.474	1'33.019	266,7	15:21'39.472
5	17.244	33.323	25.091	17.352	1'33.010	265,4	15:23'12.482
6	17.383	33.308	25.145	17.363	1'33.199	261,5	15:24'45.681
7	17.289	33.224	25.102	17.555	1'33.170	262,1	15:26'18.851
8	17.536	33.247	24.900	17.450	1'33.133	267,3	15:27'51.984
9	17.320	33.179	24.939	17.450	1'32.888	266,7	15:29'24.872
10	17.322	33.321	25.105	17.451	1'33.199	260,2	15:30'58.071
11	17.346	33.201	25.080	17.274	1'32.901	262,1	15:32'30.972
12	17.323	33.314	25.094	17.438	1'33.169	261,5	15:34'04.141
13	17.305	33.159	25.053	17.339	1'32.856	262,1	15:35'36.997
14	17.302	33.141	25.084	17.265	1'32.792	262,1	15:37'09.789
15	17.246	33.212	25.125	17.315	1'32.898	264,1	15:38'42.687
16	17.332	33.774	25.248	17.363	1'33.717	259,6	15:40'16.404
17	17.311	33.303	25.211	17.344	1'33.169	259,6	15:41'49.573
18	17.287	33.364	25.212	17.288	1'33.151	260,2	15:43'22.724
19	17.388	33.344	25.126	17.427	1'33.285	260,2	15:44'56.009
20	17.297	33.342	25.152	17.479	1'33.270	261,5	15:46'29.279

Race Time 31'07.009

3° 55 Y. MONTELLA [1'32.458]							
Lap	Seg.1	Seg.2	Seg.3	Seg.4	Lap Time	km/h	Local Time
1		33.247	24.955	17.390	1'35.432	269,3	15:16'57.702
2	17.319	33.296	24.850	17.347	1'32.812	269,3	15:18'30.514
3	17.123	33.236	24.824	17.293	1'32.476	270,7	15:20'02.990
4	17.126	33.194	24.878	17.453	1'32.651	270,0	15:21'35.641
5	17.153	33.118	24.841	17.443	1'32.555	267,3	15:23'08.196
6	17.173	33.420	24.851	17.253	1'32.697	267,3	15:24'40.893
7	17.123	33.306	24.726	17.303	1'32.458	268,7	15:26'13.351
8	17.220	33.231	25.065	17.227	1'32.743	267,3	15:27'46.094
9	17.217	33.275	24.991	17.224	1'32.707	266,7	15:29'18.801
10	17.178	33.371	24.925	17.274	1'32.748	266,0	15:30'51.549
11	17.161	33.422	24.879	17.421	1'32.883	265,4	15:32'24.432
12	17.202	33.260	24.898	17.235	1'32.595	267,3	15:33'57.027
13	17.182	33.326	24.960	17.269	1'32.737	266,7	15:35'29.764
14	17.167	33.525	24.881	17.336	1'32.909	266,7	15:37'02.673
15	17.267	34.008	24.917	17.577	1'33.769	268,0	15:38'36.442

6° 94 L. MAHIAS [1'32.616]							
Lap	Seg.1	Seg.2	Seg.3	Seg.4	Lap Time	km/h	Local Time
1		33.817	24.987	17.657	1'36.753	262,8	15:16'59.023
2	17.049	33.211	24.994	17.362	1'32.616	262,1	15:18'31.639
3	17.204	33.190	25.087	17.333	1'32.814	262,8	15:20'04.453
4	17.124	33.216	25.132	17.443	1'32.915	259,6	15:21'37.368
5	17.173	33.218	25.038	17.420	1'32.849	260,2	15:23'10.217
6	17.309	33.276	25.188	17.424	1'33.197	260,2	15:24'43.414
7	17.326	33.263	25.254	17.468	1'33.311C	259,0	15:26'16.725
8	17.372	33.399	25.227	17.580	1'33.578	257,8	15:27'50.303
9	17.526	33.460	25.255	17.724	1'33.965	257,1	15:29'24.268

21/09/2024

</

Acerbis Italian Round, 20-22 September 2024 Chronological Analysis Race 1

Start at 15:15'22.270

2 / 5

10	17.272	33.171	25.180	17.471	1'33.094	261,5	15:30'57.362	4	17.243	33.492	25.299	17.498	1'33.532	259,6	15:21'43.459
11	17.221	33.334	25.028	17.453	1'33.036	262,1	15:32'30.398	5	17.202	33.458	25.205	17.492	1'33.357	260,9	15:23'16.816
12	17.273	33.190	25.072	17.454	1'32.989	262,1	15:34'03.387	6	17.257	33.585	25.206	17.453	1'33.501	260,2	15:24'50.317
13	17.218	33.210	25.078	17.551	1'33.057	264,1	15:35'36.444	7	17.197	33.462	25.238	17.427	1'33.324	260,9	15:26'23.641
14	17.240	33.237	25.023	17.350	1'32.850	264,1	15:37'09.294	8	17.341	33.427	25.215	17.449	1'33.432	260,2	15:27'57.073
15	17.258	33.318	25.168	17.412	1'33.156	261,5	15:38'42.450	9	17.307	33.491	25.317	17.377	1'33.492	260,2	15:29'30.565
16	17.315	33.951	25.356	17.791	1'34.413	261,5	15:40'16.863	10	17.229	33.587	25.359	17.485	1'33.660	259,0	15:31'04.225
17	17.498	33.512	25.206	17.550	1'33.766	260,2	15:41'50.629	11	17.175	33.488	25.285	17.431	1'33.379	258,4	15:32'37.604
18	17.373	33.325	25.197	17.593	1'33.488	260,2	15:43'24.117	12	17.161	33.461	25.278	17.361	1'33.261	259,0	15:34'10.865
19	17.511	33.593	25.462	17.816	1'34.382	256,5	15:44'58.499	13	17.247	33.463	25.257	17.590	1'33.557	259,0	15:35'44.422
20	17.626	33.957	25.471	17.862	1'34.916	255,9	15:46'33.415	14	17.230	33.504	25.199	17.560	1'33.493	259,6	15:37'17.915
								15	17.215	33.515	25.297	17.843	1'33.870	259,0	15:38'51.785
								16	17.380	33.696	25.106	17.590	1'33.772	264,7	15:40'25.557
								17	17.412	33.744	25.116	17.706	1'33.978	266,0	15:41'59.535
								18	17.367	33.578	25.249	17.802	1'33.996	266,0	15:43'33.531
								19	17.462	33.671	25.314	17.441	1'33.888	259,6	15:45'07.419
								20	17.336	33.626	25.229	17.575	1'33.766	258,4	15:46'41.185

Race Time 31'11.145

Race Time 31'18.915

7° 17 J. MCPHEE [1'32.968]							
Lap	Seg1	Seg2	Seg3	Seg4	Lap Time	km/h	Local Time
1		33.957	25.080	17.796	1'38.547	259,6	15:17'00.817
2	17.141	33.225	24.904	17.698	1'32.968	254,1	15:18'33.785
3	17.027	33.439	24.892	17.885	1'33.243	260,2	15:20'07.028
4	17.475	33.221	25.026	17.680	1'33.402	260,2	15:21'40.430
5	17.190	33.191	25.016	17.615	1'33.012	261,5	15:23'13.442
6	17.343	33.220	25.042	17.622	1'33.227	259,0	15:24'46.669
7	17.187	33.225	25.138	17.551	1'33.101	262,8	15:26'19.770
8	17.215	33.206	25.075	17.479	1'32.975	261,5	15:27'52.745
9	17.313	33.337	25.195	17.387	1'33.232	262,8	15:29'25.977
10	17.249	33.354	25.135	17.491	1'33.229	260,9	15:30'59.206
11	17.275	33.401	25.163	17.414	1'33.253	260,2	15:32'32.459
12	17.239	33.293	25.291	17.432	1'33.255	260,9	15:34'05.714
13	17.353	33.548	25.257	17.530	1'33.688	259,6	15:35'39.402
14	17.317	33.362	25.239	17.442	1'33.360	259,6	15:37'12.762
15	17.440	33.412	25.369	17.528	1'33.749	259,6	15:38'46.511
16	17.340	33.451	25.265	17.432	1'33.488	259,6	15:40'19.999
17	17.451	33.396	25.329	17.591	1'33.767	259,6	15:41'53.766
18	17.364	33.500	26.216	17.686	1'34.766	257,8	15:43'28.532
19	17.415	33.484	25.257	17.542	1'33.698	261,5	15:45'02.230
20	17.353	33.428	25.319	17.726	1'33.826	259,6	15:46'36.056

Race Time 31'13.786

8° 50 O. VOSTATEK [1'33.053]							
Lap	Seg1	Seg2	Seg3	Seg4	Lap Time	km/h	Local Time
1		34.216	25.415	17.624	1'39.459	266,0	15:17'01.729
2	17.336	33.546	25.266	17.540	1'33.688	266,7	15:18'35.417
3	17.199	33.476	25.070	17.597	1'33.342	266,7	15:20'08.759
4	17.299	33.435	25.050	17.630	1'33.414	265,4	15:21'42.173
5	17.218	33.598	25.187	17.870	1'33.873	260,2	15:23'16.046
6	17.336	33.486	25.050	17.749	1'33.621	264,1	15:24'49.667
7	17.275	33.376	25.092	17.408	1'33.151	265,4	15:26'22.818
8	17.369	33.473	25.314	17.330	1'33.486	259,0	15:27'56.304
9	17.331	33.626	25.217	17.319	1'33.493	260,2	15:29'29.797
10	17.247	33.481	25.333	17.317	1'33.378	259,0	15:31'03.175
11	17.293	33.480	25.176	17.292	1'33.241	259,6	15:32'36.416
12	17.221	33.484	25.180	17.293	1'33.178	260,9	15:34'09.594
13	17.248	33.393	25.253	17.363	1'33.257	260,2	15:35'42.851
14	17.183	33.317	25.180	17.373	1'33.053	260,2	15:37'15.904
15	17.187	33.536	25.338	17.816	1'33.877	260,2	15:38'49.781
16	17.175	33.395	25.214	17.489	1'33.273	260,2	15:40'23.054
17	17.313	33.430	25.232	17.284	1'33.259	260,2	15:41'56.313
18	17.172	33.475	25.250	17.415	1'33.312	261,5	15:43'29.625
19	17.350	33.501	25.275	17.356	1'33.482	261,5	15:45'03.107
20	17.343	33.559	25.240	17.688	1'33.830	261,5	15:46'36.937

Race Time 31'14.667

9° 66 N. TUULI [1'33.261]							
Lap	Seg1	Seg2	Seg3	Seg4	Lap Time	km/h	Local Time
1		34.655	25.116	17.583	1'39.710	263,4	15:17'01.980
2	17.308	33.506	25.234	17.615	1'33.663	266,7	15:18'35.643
3	17.320	34.056	25.410	17.498	1'34.284	260,9	15:20'09.927

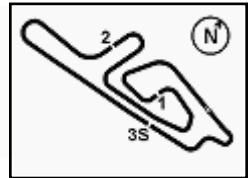
10° 54 B. SOFUOGLU [1'33.037]							
Lap	Seg1	Seg2	Seg3	Seg4	Lap Time	km/h	Local Time
1		34.725	24.947	18.090	1'40.334	246,6	15:17'02.604
2	17.490	33.623	25.103	17.855	1'34.071	268,0	15:18'36.675
3	17.267	33.673	24.973	17.924	1'33.837	244,9	15:20'10.512
4	17.347	33.630	24.997	17.566	1'33.540	266,7	15:21'44.052
5	17.391	33.481	25.063	17.573	1'33.508	266,0	15:23'17.560
6	17.365	33.514	25.066	17.703	1'33.648	266,7	15:24'51.208
7	17.292	33.285	24.961	17.499	1'33.037	266,7	15:26'24.245
8	17.455	33.442	25.014	17.570	1'33.481	266,7	15:27'57.726
9	17.470	33.480	25.031	17.622	1'33.603	268,0	15:29'31.329
10	17.425	33.428	25.036	17.485	1'33.374	266,0	15:31'04.703
11	17.280	33.586	24.921	17.439	1'33.226	267,3	15:32'37.929
12	17.391	33.431	25.068	17.497	1'33.387	268,0	15:34'11.316
13	17.426	33.335	24.912	17.603	1'33.276	268,0	15:35'44.592
14	17.470	33.456	24.873	17.739	1'33.538	270,0	15:37'18.130
15	17.375	33.469	24.946	17.667	1'33.457	268,7	15:38'51.587
16	17.492	33.442	25.137	17.603	1'33.674	264,1	15:40'25.261
17	17.614	33.578	25.203	17.651	1'34.046	264,1	15:41'59.307
18	17.511	33.523	25.213	17.813	1'34.060	264,7	15:43'33.367
19	17.614	33.994	24.989	17.717	1'34.314	267,3	15:45'07.681
20	17.441	33.478	24.946	17.736	1'33.601	265,4	15:46'41.282

Race Time 31'19.012

11° 71 T. EDWARDS [1'33.652]							
Lap	Seg1	Seg2	Seg3	Seg4	Lap Time	km/h	Local Time
1		34.594	25.067	17.851	1'40.031	264,7	15:17'02.301
2	17.346	33.780	25.195	17.776	1'34.097	265,4	15:18'36.398
3	17.228	33.748	25.100	17.808	1'33.884	268,7	15:20'10.282
4	17.333	33.690	25.228	17.738	1'33.989	263,4	15:21'44.271
5	17.366	33.679	25.200	17.575	1'33.820	265,4	15:23'18.091
6	17.287	33.722	25.103	17.665	1'33.777	264,1	15:24'51.868
7	17.232	33.561	25.169	17.696	1'33.658	264,1	15:26'25.526
8	17.603	33.791	25.245	17.687	1'34.326	262,1	15:27'59.852
9	17.374	33.688	25.205	17.620	1'33.887	262,1	15:29'33.739
10	17.234	33.566	25.240	17.612	1'33.652	260,2	15:31'07.391
11	17.331	33.690	25.201	17.668	1'33.890	260,2	15:32'41.281
12	17.306	33.727	25.282	17.665	1'33.980	262,1	15:34'15.261
13	17.420	33.701	25.320	17.646	1'34.087	262,8	15:35'49.348
14	17.338	33.802	25.331	17.617	1'34.088	262,1	15:37'23.436
15	17.362	33.794	25.482	17.745	1'34.383	261,5	15:38'57.819
16	17.404	34.132	25.342	17.721	1'34.599	260,9	15:40'32.418
17	17.336	33.607	25.393	17.677	1'34.013	262,1	15:42'06.431
18	17.368	33.850	25.433	17.660	1'34.311	261,5	15:43'40.742
19	17.325	33.839	25.508	17.652	1'34.324	261,5	15:45'15.066
20	17.313	33.866	25.291	17.562	1'34.032	261,5	15:46'49.098

21/09/2024 P = Pits In/Dut - C = Lap Time Cancelled

These data/results cannot be reproduced, stored and/or transmitted in whole or in part by any manner of electronic, mechanical, photocopying, recording, broadcasting or otherwise now known or herein after developed without the previous express consent by the copyright owner, except for reproduction in daily press and regular printed publications on sale to the public within 60 days of the event related to those data/results and always provided



Cremona Circuit 3.768 m

Acerbis Italian Round, 20-22 September 2024
Chronological Analysis Race 1

Start at 15:15'22.270

Race Time 31'26.828

12°		52 B. GOMEZ RUS [1'33.643]						
Lap	Seg1	Seg2	Seg3	Seg4	Lap Time	km/h	Local Time	
1		35.213	25.313	18.182	1'42.116	254.7	15:17'04.386	
2	17.451	33.908	25.175	17.885	1'34.419	271,4	15:18'38.805	
3	17.276	33.738	25.269	17.772	1'34.055	269,3	15:20'12.860	
4	17.383	33.827	25.174	17.700	1'34.084	268,0	15:21'46.944	
5	17.445	33.559	25.163	17.726	1'33.893	268,7	15:23'20.837	
6	17.340	33.613	25.059	17.782	1'33.794	269,3	15:24'54.631	
7	17.445	33.715	25.093	17.780	1'34.033	272,0	15:26'28.664	
8	17.610	33.688	25.199	17.956	1'34.453	252,9	15:28'03.117	
9	17.522	33.608	25.124	17.813	1'34.067	266,7	15:29'37.184	
10	17.341	33.716	25.251	17.698	1'34.006	266,0	15:31'11.190	
11	17.391	33.607	25.220	17.818	1'34.036	266,0	15:32'45.226	
12	17.449	33.630	25.189	17.722	1'33.990	265,4	15:34'19.216	
13	17.431	33.634	25.104	17.724	1'33.893	266,7	15:35'53.109	
14	17.413	33.602	25.120	17.660	1'33.795	266,7	15:37'26.904	
15	17.326	33.596	25.162	17.678	1'33.762	267,3	15:39'00.666	
16	17.379	33.640	25.134	17.681	1'33.834	266,0	15:40'34.500	
17	17.404	33.602	25.111	17.642	1'33.759	266,7	15:42'08.259	
18	17.378	33.553	25.068	17.649	1'33.648	268,0	15:43'41.907	
19	17.392	33.486	24.962	17.803	1'33.643	270,7	15:45'15.550	
20	17.326	33.576	25.263	17.725	1'33.890	268,0	15:46'49.440	

Race Time 31'27.170

13°		80 A. DIAZ [1'33.600]						
Lap	Seg1	Seg2	Seg3	Seg4	Lap Time	km/h	Local Time	
1		34.851	25.380	17.882	1'40.889	266,7	15:17'03.159	
2	17.307	33.864	25.270	17.681	1'34.122	268,7	15:18'37.281	
3	17.279	33.579	25.144	17.806	1'33.808	266,7	15:20'11.089	
4	17.291	33.607	25.097	17.605	1'33.600	266,7	15:21'44.689	
5	17.305	33.671	25.162	17.679	1'33.817	266,7	15:23'18.506	
6	17.301	33.616	25.150	17.612	1'33.679	264,1	15:24'52.185	
7	17.296	33.504	25.148	17.655	1'33.603	265,4	15:26'25.788	
8	17.560	33.789	25.246	17.740	1'34.335	265,4	15:28'00.123	
9	17.420	33.561	25.230	17.630	1'33.841	265,4	15:29'33.964	
10	17.279	33.569	25.266	17.701	1'33.815	263,4	15:31'07.779	
11	17.328	33.608	25.214	17.684	1'33.834	264,1	15:32'41.613	
12	17.430	33.562	25.273	17.684	1'33.949	264,7	15:34'15.562	
13	17.417	33.666	25.267	17.705	1'34.055	265,4	15:35'49.617	
14	17.442	33.704	25.209	17.753	1'34.108	266,7	15:37'23.725	
15	17.401	33.714	25.408	17.843	1'34.366	264,7	15:38'58.091	
16	17.386	34.036	25.369	17.792	1'34.583	264,7	15:40'32.674	
17	17.452	33.648	25.477	17.659	1'34.236	262,8	15:42'06.910	
18	17.425	33.671	25.359	17.704	1'34.159	264,7	15:43'41.069	
19	17.451	33.687	25.279	17.792	1'34.209	267,3	15:45'15.278	
20	17.283	34.099	25.305	17.656	1'34.343	264,7	15:46'49.621	

Race Time 31'27.351

14°		77 M. PONS [1'33.824]						
Lap	Seg1	Seg2	Seg3	Seg4	Lap Time	km/h	Local Time	
1		35.067	25.255	18.009	1'41.035	262,1	15:17'03.305	
2	17.277	33.926	25.465	17.750	1'34.418	268,7	15:18'37.723	
3	17.344	33.575	25.198	17.707	1'33.824	262,8	15:20'11.547	
4	17.462	33.666	25.164	17.718	1'34.010	263,4	15:21'45.557	
5	17.359	33.724	25.146	18.005	1'34.234	267,3	15:23'19.791	
6	17.388	33.856	25.266	17.829	1'34.339	264,7	15:24'54.130	
7	17.364	33.668	25.429	17.575	1'34.036	259,6	15:26'28.166	
8	17.665	33.765	25.495	17.759	1'34.684	255,9	15:28'02.850	
9	17.596	33.577	25.496	17.873	1'34.542	257,8	15:29'37.392	
10	17.351	33.841	25.357	17.505	1'34.054	260,2	15:31'11.446	
11	17.547	33.602	25.322	17.650	1'34.121	259,6	15:32'45.567	
12	17.416	33.671	25.339	17.553	1'33.979	259,6	15:34'19.546	
13	17.557	34.226	25.351	17.682	1'34.816	263,4	15:35'54.362	
14	17.411	33.709	25.228	17.616	1'33.964	263,4	15:37'28.326	

21/09/2024

P = Pits In/Out - C = Lap Time Cancelled

These data/results cannot be reproduced, stored and/or transmitted in whole or in part by any manner of electronic, mechanical, photocopying, recording, broadcasting or otherwise now known or herein after developed without the previous express consent by the copyright owner, except for reproduction in daily press and regular printed publications on sale to the public within 60 days of the event related to those data/results and always provided that copyright symbol appears together as follows below.

© DORNA WSBK ORGANIZATION Srl 2024

15	17.636	33.733	25.498	18.159	1'35.026	262,1	15:39'03.352
16	17.657	33.765	25.514	17.669	1'34.605	255,9	15:40'37.957
17	17.536	33.860	25.510	17.580	1'34.486	257,1	15:42'12.443
18	17.642	33.779	25.462	17.566	1'34.449	257,1	15:43'46.892
19	17.565	33.764	25.437	17.625	1'34.391	256,5	15:45'21.283
20	17.606	33.695	25.590	17.555	1'34.446	254,7	15:46'55.729

Race Time 31'33.459

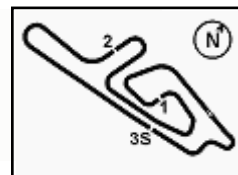
15°		51 A. SARMOON [1'33.817]						
Lap	Seg1	Seg2	Seg3	Seg4	Lap Time	km/h	Local Time	
1		34.999	25.265	17.957	1'41.232	266,7	15:17'03.502	
2	17.404	33.787	25.161	17.677	1'34.029	267,3	15:18'37.531	
3	17.360	33.498	25.063	17.896	1'33.817	268,0	15:20'11.348	
4	17.383	33.514	25.279	17.691	1'33.867	265,4	15:21'45.215	
5	17.502	33.748	25.195	17.767	1'34.212	268,7	15:23'19.427	
6	17.423	33.523	25.311	17.979	1'34.236	262,1	15:24'53.663	
7	17.720	33.555	25.652	17.862	1'34.789	256,5	15:26'28.452	
8	17.697	33.692	25.330	18.056	1'34.775	252,3	15:28'03.227	
9	17.617	33.638	25.335	17.775	1'34.365	263,4	15:29'37.592	
10	17.469	33.767	25.390	17.569	1'34.195	264,1	15:31'11.787	
11	17.498	33.526	25.159	17.734	1'33.917	266,0	15:32'45.704	
12	17.545	33.650	25.271	17.667	1'34.133	266,0	15:34'19.837	
13	17.500	33.773	25.381	17.592	1'34.246	261,5	15:35'54.083	
14	17.444	33.642	25.380	17.627	1'34.093	260,2	15:37'28.176	
15	17.667	33.677	25.657	18.273	1'35.274	260,9	15:39'03.450	
16	17.854	33.783	25.279	17.864	1'34.780	265,4	15:40'38.230	
17	17.481	33.887	25.374	17.691	1'34.433	265,4	15:42'12.663	
18	17.568	33.873	25.337	17.660	1'34.438	266,7	15:43'47.101	
19	17.733	33.922	25.334	17.564	1'34.553	263,4	15:45'21.654	
20	17.504	33.629	25.478	17.771	1'34.382	260,9	15:46'56.036	

Race Time 31'33.766

16°		48 L. DALLA PORTA [1'33.742]						
Lap	Seg1	Seg2	Seg3	Seg4	Lap Time	km/h	Local Time	
1		34.895	25.693	17.809	1'42.466	260,9	15:17'04.736	
2	17.528	33.812	25.515	17.705	1'34.560	262,8	15:18'39.296	
3	17.389	33.784	25.261	18.036	1'34.470	261,5	15:20'13.766	
4	17.310	33.572	25.320	17.540	1'33.742	259,6	15:21'47.508	
5	17.300	33.560	25.428	17.632	1'33.920	260,2	15:23'21.428	
6	17.431	33.466	25.345	17.665	1'33.907	259,6	15:24'55.335	
7	17.299	33.746	25.477	17.755	1'34.277	260,9	15:26'29.612	
8	17.568	33.657	25.525	17.926	1'34.676	260,9	15:28'04.288	
9	17.449	33.662	25.394	17.601	1'34.106	263,4	15:29'38.394	
10	17.367	33.898	25.459	17.707	1'34.431	262,8	15:31'12.825	
11	17.426	33.744	25.174	17.750	1'34.094	268,7	15:32'46.919	
12	17.487	33.582	25.275	17.573	1'33.917	265,4	15:34'20.836	
13	17.427	33.651	25.459	17.634	1'34.171	261,5	15:35'55.007	
14	17.342	33.671	25.225	17.706	1'33.944	266,7	15:37'28.951	
15	17.454	33.739	25.557	17.863	1'34.613	262,8	15:39'03.564	
16	17.894	33.772	25.316	17.800	1'34.782	264,1	15:40'38.346	
17	17.513	33.867	25.319	17.762	1'34.461	259,6	15:42'12.807	
18	17.541	33.935	25.231	17.732	1'34.439	266,7	15:43'47.246	
19	17.720	33.941	25.210	17.861	1'34.732	268,7	15:45'21.978	
20	17.537	33.556	25.275	17.833	1'34.201	264,1	15:46'56.179	

Race Time 31'33.909

17°		74 P. BIESIEKIRSKI [1'33.787]						
Lap	Seg1	Seg2	Seg3	Seg4	Lap Time	km/h	Local Time	
1		34.765	25.447	17.796	1'40.678	265,4	15:17'02.948	
2	17.402	33.742	25.244	17.617	1'34.005	266,0	15:18'36.953	
3	17.262	33.658	25.102	17.765	1'33.787	263,4	15:20'10.740	
4	17.367	33.686	25.305	17.948	1'34.306	260,2	15:21'45.046	
5	17.478	33.765	25.353	17.981	1'34.577	264,7	15:23'19.623	
6	17.468	33.756	25.404	18.035	1'34.663	265,4	15:24'54.286	
7	17.558	33.769	25.381	17.935	1'34			



Acerbis Italian Round, 20-22 September 2024

Chronological Analysis Race 1

Start at 15:15'22.270

9	17.544	33.722	25.372	17.684	1'34.322	264,1	15:29'37.910	3	18.347	34.474	25.739	18.233	1'36.793	252,9	15:20'42.701
10	17.479	33.934	25.444	17.617	1'34.474	262,1	15:31'12.384	4	17.675	34.305	25.698	18.016	1'35.694	253,5	15:22'18.395
11	17.458	33.880	25.394	18.110	1'34.842	264,1	15:32'47.226	5	17.707	34.273	25.674	18.100	1'35.754	254,1	15:23'54.149
12	17.490	33.623	25.276	17.748	1'34.137	267,3	15:34'21.363	6	17.695	34.078	25.709	17.753	1'35.235	255,3	15:25'29.384
13	17.474	33.638	25.287	17.627	1'34.026	266,0	15:35'55.389	7	17.770	34.208	25.534	17.786	1'35.298	255,9	15:27'04.682
14	17.474	33.849	25.326	17.562	1'34.211	265,4	15:37'29.600	8	17.773	33.861	25.556	17.769	1'34.959	254,7	15:28'39.641
15	17.458	33.728	25.362	17.728	1'34.276	265,4	15:39'03.876	9	17.659	34.122	25.573	17.751	1'35.105	254,7	15:30'14.746
16	17.971	33.894	25.305	17.804	1'34.974	263,4	15:40'38.850	10	17.587	34.236	25.667	17.828	1'35.318	253,5	15:31'50.064
17	17.573	33.839	25.348	17.699	1'34.459	264,1	15:42'13.309	11	17.855	33.928	25.546	17.762	1'35.091	254,7	15:33'25.155
18	17.469	33.903	25.357	17.742	1'34.471	265,4	15:43'47.780	12	17.624	34.103	25.583	17.803	1'35.113	253,5	15:35'00.268
19	17.606	33.846	25.419	17.792	1'34.663	264,1	15:45'22.443	13	17.655	34.014	25.606	17.918	1'35.193	255,3	15:36'35.461
20	17.543	33.651	25.174	17.939	1'34.307	266,0	15:46'56.750	14	17.633	34.096	25.542	17.710	1'34.981	254,7	15:38'10.442

Race Time 31'34.480

18° 22 F. FULIGNI (1'33.648)

Lap	Seg.1	Seg.2	Seg.3	Seg.4	Lap Time	km/h	Local Time
1		35.243	25.379	18.149	1'41.940	264,1	15:17'04.210
2	17.383	33.986	25.305	18.071	1'34.745	268,7	15:18'38.955
3	17.287	33.795	25.344	18.568	1'34.994	266,0	15:20'13.949
4	17.621	33.761	25.295	17.569	1'34.246	265,4	15:21'48.195
5	17.171	33.840	25.212	17.710	1'33.933	266,0	15:23'22.128
6	17.220	33.488	25.140	17.800	1'33.648	267,3	15:24'55.776
7	17.352	33.730	25.172	17.927	1'34.181	268,0	15:26'29.957
8	17.499	33.705	25.203	17.786	1'34.193	270,0	15:28'04.150
9	17.368	33.722	25.022	17.937	1'34.049	267,3	15:29'38.199
10	17.373	33.915	25.367	17.864	1'34.519	261,5	15:31'12.718
11	17.387	33.753	25.260	17.669	1'34.069	267,3	15:32'46.787
12	17.402	33.571	25.358	17.574	1'33.905	264,1	15:34'20.692
13	17.349	33.735	25.220	17.716	1'34.020	265,4	15:35'54.712
14	17.373	33.733	25.275	17.722	1'34.103	264,7	15:37'28.815
15	17.431	33.722	25.370	18.132	1'34.655	266,0	15:39'03.470
16	18.130	33.927	25.051	17.952	1'35.060	272,0	15:40'38.530
17	17.541	33.808	25.338	17.867	1'34.554	261,5	15:42'13.084
18	17.458	33.931	25.238	17.860	1'34.487	267,3	15:43'47.571
19	17.616	33.844	25.215	18.009	1'34.684	263,4	15:45'22.255
20	17.492	33.685	25.191	18.130	1'34.498	261,5	15:46'56.753

Race Time 31'34.483

19° 3 R. DE ROSA (1'34.733)

Lap	Seg.1	Seg.2	Seg.3	Seg.4	Lap Time	km/h	Local Time
1		35.000	25.913	18.019	1'42.800	259,6	15:17'05.070
2	17.482	33.820	25.607	17.836	1'34.745	262,8	15:18'39.815
3	17.608	33.741	25.622	18.134	1'35.105	254,1	15:20'14.920
4	17.746	33.767	25.395	17.825	1'34.733	262,1	15:21'49.653
5	17.724	33.777	25.398	17.852	1'34.751	262,8	15:23'24.404
6	17.879	33.788	25.553	17.857	1'35.077	258,4	15:24'59.481
7	17.662	33.795	25.589	17.940	1'34.986	259,0	15:26'34.467
8	17.745	33.953	25.523	17.992	1'35.213	258,4	15:28'09.680
9	17.762	33.938	25.591	17.927	1'35.218	256,5	15:29'44.898
10	17.726	33.890	25.634	17.824	1'35.074	255,3	15:31'19.972
11	17.701	33.763	25.504	17.866	1'34.834	256,5	15:32'54.806
12	17.852	33.678	25.660	18.171	1'35.361	254,7	15:34'30.167
13	17.842	33.895	25.544	17.892	1'35.173	257,1	15:36'05.340
14	17.756	33.778	25.606	17.917	1'35.057	255,3	15:37'40.397
15	18.001	33.889	25.746	17.877	1'35.513	255,3	15:39'15.910
16	17.822	34.136	25.744	17.854	1'35.556	254,7	15:40'51.466
17	17.934	33.932	25.662	17.907	1'35.435	256,5	15:42'26.901
18	17.875	33.849	25.665	17.974	1'35.363	257,1	15:44'02.264
19	17.857	33.902	25.603	17.859	1'35.221	255,9	15:45'37.485
20	17.976	33.970	25.709	18.554	1'36.209	249,4	15:47'13.694

Race Time 31'51.424

20° 68 L. POWER (1'34.917)

Lap	Seg.1	Seg.2	Seg.3	Seg.4	Lap Time	km/h	Local Time
1		35.006	25.335	17.912	1'41.542	266,0	15:17'03.812
2	17.455	34.022	51.886	18.733	2'02.096	245,5	15:19'05.908

21° 53 V. DEBISE (1'32.816)

Lap	Seg.1	Seg.2	Seg.3	Seg.4	Lap Time	km/h	Local Time
1		33.879	25.294	18.040	1'38.793	265,4	15:17'01.063
2	17.466	33.398	25.091	17.576	1'33.531	263,4	15:18'34.594
3	17.247	33.268	24.911	17.390	1'32.816	263,4	15:20'07.410
4	17.389	34.811	25.080	17.710	1'34.990	266,7	15:21'42.400
5	17.271	33.462	24.945	17.846	1'33.524	266,0	15:23'15.924
6	17.202	33.150	25.090	17.379	1'32.821	262,1	15:24'48.745
7	17.277	33.106	25.068	17.386	1'32.837	263,4	15:26'21.582
8	47.832	34.390	25.432	17.726	2'05.380	259,6	15:28'26.962
9	17.415	33.470	25.350	17.723	1'33.958	257,1	15:30'00.920
10	17.410	33.544	25.458	17.514	1'33.926	258,4	15:31'34.846
11	17.289	33.281	25.195	17.442	1'33.207	260,2	15:33'08.053
12	17.602	33.351	25.246	17.562	1'33.761	260,2	15:34'41.814
13	17.489	33.322	25.289	17.421	1'33.521	261,5	15:36'15.335
14	17.375	33.333	25.266	17.405	1'33.379	260,9	15:37'48.714
15	17.314	33.338	25.317	17.456	1'33.425	260,9	15:39'22.139
16	19.029	33.654	25.180	27.564	1'45.427P	264,1	15:41'07.566
17	1'19.436	33.489	25.223	17.561	2'35.709P	263,4	15:43'43.275
18	17.395	33.603	25.134	17.512	1'33.644	264,1	15:45'16.919
19	17.317	33.097	24.999	17.507	1'32.920	265,4	15:46'49.839

Race Time 31'27.569

22° 61 C. ONCLU (1'32.760)

Lap	Seg.1	Seg.2	Seg.3	Seg.4	Lap Time	km/h	Local Time
1		33.730	43.772	18.457	1'57.081	257,1	15:17'19.351
2	17.290	33.483	25.389	17.312	1'33.474	259,0	15:18'52.825
3	17.300	33.388	25.147	17.450	1'33.285	259,0	15:20'26.110
4	17.359	33.312	25.307	17.482	1'33.460	259,0	15:21'59.570
5	17.501	33.496	25.413	17.515	1'33.925	259,0	15:23'33.495
6	17.382	33.407	25.292	17.553	1'33.634	260,9	15:25'07.129
7	17.485	33.470	25.369	17.615	1'33.939	260,2	15:26'41.068
8	17.570	33.614	25.272	17.550	1'34.006	261,5	15:28'15.074
9	17.428	33.395	25.179	17.474	1'33.476	262,1	15:29'48.550
10	17.352	33.433	25.073	17.539	1'33.397	266,0	15:31'21.947
11	17.427	33.433	25.159	17.411	1'33.430	262,1	15:32'55.377
12	17.501	33.658	25.422	25.855	1'42.436P	262,8	15:34'37.813
13	1'56.124	33.415	25.467	17.704	3'12.710P	260,9	15:37'50.523
14	17.173	33.106	25.148	17.972	1'33.399	260,9	15:39'23.922
15	17.267	33.278	25.085	17.130	1'32.760	261,5	15:40'56.682
16	17.250	33.116	25.331	17.410	1'33.107	262,1	15:42'29.789
17	17.315	33.242	25.080	17.298	1'32.935	263,4	15:44'02.724
18	17.838	35.256	25.611	17.983	1'36.688	260,9	15:45'39.412
19	17.235	33.416	25.025	17.580	1'33.256	262,1	15:47'12.668

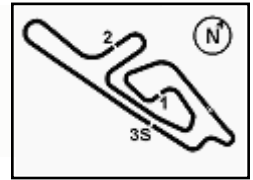
Race Time 31'50.398

21/09/2024 P = Pits In/Out - C = Lap Time Cancelled

These data/results cannot be reproduced, stored and/or transmitted in whole or in part by any manner of electronic, mechanical, photocopying, recording, broadcasting or otherwise now known or herein after developed without the previous express consent by the copyright owner, except for reproduction in daily press and regular printed publications on sale to the public within 60 days of the event related to those data/results and always provided that copyright symbol appears together as follows below.

© DORNA WSBK ORGANIZATION Srl 2024





Cremona Circuit 3.768 m

Acerbis Italian Round, 20-22 September 2024
Chronological Analysis Race 1

Start at 15:15:22.270

5 / 5

RET 64 F. CARICASULO [1'32.533]							
Lap	Seg.1	Seg.2	Seg.3	Seg.4	Lap Time	km/h	Local Time
1		33.430	24.851	17.465	1'36.210	266,0	15:16'58.480
2	17.099	33.361	24.832	17.410	1'32.702	261,5	15:18'31.182
3	17.167	33.297	24.916	17.430	1'32.810	265,4	15:20'03.992
4	17.060	33.241	24.962	17.534	1'32.797	261,5	15:21'36.789
5	17.024	33.249	24.941	17.319	1'32.533	264,1	15:23'09.322
6	17.089	33.334	24.937	17.476	1'32.836	264,1	15:24'42.158
7	17.236	33.225	25.022	17.404	1'32.887	263,4	15:26'15.045
8	17.112	33.075	25.043	17.419	1'32.649	262,1	15:27'47.694
9	17.241	33.500	25.240	17.302	1'33.283	260,9	15:29'20.977
10	17.165	33.316	25.369	17.416	1'33.266	259,6	15:30'54.243
11	17.273	33.539	25.226	17.490	1'33.528	259,6	15:32'27.771
12	17.210	33.490	25.098	17.379	1'33.177	261,5	15:34'00.948
13	17.287	33.409	25.243	17.351	1'33.290	260,2	15:35'34.238
14	17.158	33.316	25.360	17.396	1'33.230	261,5	15:37'07.468
15	17.243	33.383					

Race Time 21'45.198

RET 5 N. ANTONELLI [1'33.777]							
Lap	Seg.1	Seg.2	Seg.3	Seg.4	Lap Time	km/h	Local Time
1		35.289	25.684	18.182	1'43.176	249,4	15:17'05.446
2	17.457	33.994	25.301	17.830	1'34.582	264,1	15:18'40.028
3	17.519	33.968	25.215	17.822	1'34.524	266,7	15:20'14.552
4	17.369	33.828	25.303	17.743	1'34.243	259,6	15:21'48.795
5	17.396	34.053	25.427	17.678	1'34.554	261,5	15:23'23.349
6	17.299	33.771	25.283	17.584	1'33.937	264,1	15:24'57.286
7	17.216	33.687	25.219	17.655	1'33.777	266,0	15:26'31.063
8	17.321	33.561	25.251	17.698	1'33.831	264,1	15:28'04.894
9	17.306	33.661	25.169	17.699	1'33.835	265,4	15:29'38.729
10	17.350	34.039	25.303	17.731	1'34.423	260,9	15:31'13.152
11	17.341	33.845	25.246	17.821	1'34.253	262,8	15:32'47.405
12	17.463	33.793	25.234	17.707	1'34.197	268,0	15:34'21.602
13	17.850	38.868	26.765	38.146	2'01.629P	241,1	15:36'23.231

Race Time 21'00.961

RET 9 J. NAVARRO [1'32.875]							
Lap	Seg.1	Seg.2	Seg.3	Seg.4	Lap Time	km/h	Local Time
1		33.781	25.186	17.600	1'37.854	264,1	15:17'00.124
2	17.189	33.553	25.007	17.447	1'33.196	268,0	15:18'33.320
3	17.172	33.312	24.969	17.527	1'32.980	268,0	15:20'06.300
4	17.171	33.373	24.942	17.478	1'32.964	266,0	15:21'39.264
5	17.253	33.366	24.991	17.475	1'33.085	265,4	15:23'12.349
6	17.358	33.719	24.951	17.512	1'33.540	268,0	15:24'45.889
7	17.246	33.357	24.825	17.525	1'32.953	270,7	15:26'18.842
8	17.411	33.237	24.996	17.341	1'32.985	264,7	15:27'51.827
9	17.250	33.250	25.029	17.346	1'32.875	265,4	15:29'24.702
10	17.213	33.276					

Race Time 14'02.432

RET 28 G. VAN STRAALEN [1'32.869]							
Lap	Seg.1	Seg.2	Seg.3	Seg.4	Lap Time	km/h	Local Time
1		34.167	25.415	17.640	1'39.151	260,9	15:17'01.421
2	17.293	33.478	25.087	17.589	1'33.447	268,0	15:18'34.868
3	17.364	33.326	24.997	17.452	1'33.139	264,7	15:20'08.007
4	17.315	33.174	25.082	17.459	1'33.030	262,8	15:21'41.037
5	17.216	33.303	25.250	17.363	1'33.132	262,1	15:23'14.169
6	17.308	33.457	25.132	17.637	1'33.534	262,8	15:24'47.703
7	17.185	33.280	25.118	17.393	1'32.976	262,8	15:26'20.679
8	17.227	33.113	25.074	17.455	1'32.869	263,4	15:27'53.548
9	17.283	33.225	25.081	17.404	1'32.993	265,4	15:29'26.541
10	17.118						

Race Time 14'04.271

RET 40 S. CORSI [1'33.162]							
Lap	Seg.1	Seg.2	Seg.3	Seg.4	Lap Time	km/h	Local Time

21/09/2024

P = Pits In/Out - C = Lap Time Cancelled

These data/results cannot be reproduced, stored and/or transmitted in whole or in part by any manner of electronic, mechanical, photocopying, recording, broadcasting or otherwise now known or herein after developed without the previous express consent by the copyright owner, except for reproduction in daily press and regular printed publications on sale to the public within 60 days of the event related to those data/results and always provided that copyright symbol appears together as follows below.

© DORNA WSBK ORGANIZATION Srl 2024



1		34.101	25.256	17.579	1'38.776	264,1	15:17'01.046
2	17.231	33.559	25.216	17.658	1'33.664	260,2	15:18'34.710
3	17.352	33.723	25.226	17.499	1'33.800	262,8	15:20'08.510
4	17.241	33.516	25.215	17.447	1'33.419	258,4	15:21'41.929
5	17.196	33.690	25.226	17.430	1'33.542	257,8	15:23'15.471
6	17.143	33.448	25.445	17.841	1'33.877	262,1	15:24'49.348
7	17.159	33.384	25.299	17.320	1'33.162	259,6	15:26'22.510
8	28.539	33.791	26.500	37.358	2'06.188P	158,1	15:28'28.698

Race Time 13'06.428

RET 89 K. BIN PAWI [1'33.988]							
Lap	Seg.1	Seg.2	Seg.3	Seg.4	Lap Time	km/h	Local Time
1		42.929	31.429	29.426	2'07.413P	206,5	15:17'29.683
2	7'17.781	34.518	25.784	27.067	8'45.150P	255,9	15:26'14.833
3	40.793	33.958	25.544	17.982	1'58.277P	259,0	15:28'13.110
4	17.491	33.921	25.446	17.699	1'34.557	259,0	15:29'47.667
5	17.437	33.731	25.501	17.872	1'34.541	258,4	15:31'22.208
6	17.447	33.585	25.340	17.616	1'33.988	260,2	15:32'56.196
7	17.537	33.776	25.414	17.925	1'34.652	259,6	15:34'30.848
8	17.836	34.244	25.737	29.419	1'47.236P	257,8	15:36'18.084

Race Time 20'55.814

RET 13 L. OTTAVIANI [1'33.003]							
Lap	Seg.1	Seg.2	Seg.3	Seg.4	Lap Time	km/h	Local Time
1		34.479	1'05.522	19.511	2'21.657	247,7	15:17'43.927
2	17.504	33.584	25.556	17.600	1'34.244	257,8	15:19'18.171
3	18.406	33.632	26.997	17.684	1'36.719	255,3	15:20'54.890
4	17.402	33.266	25.312	17.574	1'33.554	256,5	15:22'28.444
5	22.074	34.191	25.423	17.724	1'39.412	256,5	15:24'07.856
6	17.305	33.267	25.249	17.488	1'33.309	257,8	15:25'41.165
7	17.149	33.263	25.185	17.406	1'33.003	257,8	15:27'14.168

Race Time 11'51.898

RET 10 K. CALIA [1'34.730]							
Lap	Seg.1	Seg.2	Seg.3	Seg.4	Lap Time	km/h	Local Time
1		35.021	25.549	17.941	1'41.706	262,8	15:17'03.976
2	17.461	34.000	25.481	18.145	1'35.087	259,6	15:18'39.063
3	17.407	33.872	25.414	18.037	1'34.730	261,5	15:20'13.793
4	17.587	33.817	25.608	17.787	1'34.799	254,1	15:21'48.592
5	17.491	34.415	25.747	17.889	1'35.542	256,5	15:23'24.134
6	19.242	34.667	26.152	28.181	1'48.242P	252,3	15:25'12.376

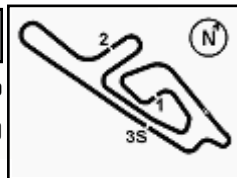
Race Time 9'50.106

RET 27 K. TOBA							
Lap	Seg.1	Seg.2	Seg.3	Seg.4	Lap Time	km/h	Local Time
1		34.560					

Race Time 8:47.7.0

RET 32 O. BAYLISS							
Lap	Seg.1	Seg.2	Seg.3	Seg.4	Lap Time	km/h	Local Time
1			33.727				

Race Time 8:47.7.0



Acerbis Italian Round, 20–22 September 2024
Best Laps & Speeds

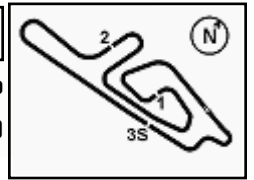
Cremona Circuit 3.768 m

1 / 2

No.	Rider Bike	Nat	Best Lap		FP		SP		WUP1		RC1	
			LL	SPD	LL	SPD	LL	SPD	LL	SPD	LL	SPD
1	99 A. HUERTAS Ducati Panigale V2	ESP	1'31.478 61 274,8		1'32.607 16 272,0		1'31.478 20 274,8		1'32.823 5 273,4		1'32.213 20 266,0	
2	62 S. MANZI Yamaha YZF R6	ITA	1'31.776 60 268,7		1'32.955 17 268,0		1'31.776 18 266,7		1'32.588 5 264,7		1'32.440 20 268,7	
3	55 Y. MONTELLA Ducati Panigale V2	ITA	1'31.808 54 270,7		1'33.094 13 269,3		1'31.808 17 269,3		1'32.610 4 268,0		1'32.458 20 270,7	
4	64 F. CARICASULO MV Agusta F3 800 RR	ITA	1'31.871 48 270,0		1'32.696 15 270,0		1'31.871 15 269,3		1'33.127 4 265,4		1'32.533 14 266,0	
5	17 J. MCPHEE Triumph Street Triple RS 765	GBR	1'32.090 54 264,7		1'34.525 10 262,8		1'32.090 19 264,1		1'33.584 5 264,7		1'32.968 20 262,8	
6	23 M. SCHROETTER MV Agusta F3 800 RR	GER	1'32.152 62 266,7		1'33.869 16 264,1		1'32.152 21 266,7		1'33.634 5 264,7		1'32.778 20 264,1	
7	94 L. MAHIAS Yamaha YZF R6	FRA	1'32.401 50 268,7		1'34.125 12 263,4		1'32.401 14 268,7		1'32.882 4 261,5		1'32.616 20 264,1	
8	61 C. ONCU Kawasaki ZX-6R	TUR	1'32.403 57 269,3		1'32.953 17 269,3		1'32.403 15 269,3		1'33.034 6 268,0		1'32.760 19 266,0	
9	53 V. DEBISE Yamaha YZF R6	FRA	1'32.439 57 266,7		1'33.212 15 264,1		1'32.439 17 266,7		1'33.203 6 265,4		1'32.816 19 266,7	
10	9 J. NAVARRO Ducati Panigale V2	ESP	1'32.448 48 270,7		1'32.949 15 264,1		1'32.448 18 268,0		1'32.636 6 266,0		1'32.875 9 270,7	
11	13 L. OTTAVIANI MV Agusta F3 800 RR	ITA	1'32.469 44 267,3		1'34.242 13 263,4		1'32.469 18 267,3		1'33.476 6 263,4		1'33.003 7 257,8	
12	50 D. VOSTATEK Triumph Street Triple RS 765	CZE	1'32.484 60 267,3		1'33.424 14 267,3		1'32.484 21 264,7		1'33.197 5 264,7		1'33.053 20 266,7	
13	32 D. BAYLISS Ducati Panigale V2	AUS	1'32.539 40 269,3		1'34.564 15 265,4		1'32.539 19 269,3		1'33.686 6 268,0			
14	69 T. BOOTH-AMOS Triumph Street Triple RS 765	GBR	1'32.549 53 268,7		1'33.384 14 268,7		1'32.549 13 264,7		1'32.619 6 264,7		1'32.792 20 268,0	
15	28 G. VAN STRAALLEN Yamaha YZF R6	NED	1'32.603 48 268,0		1'34.210 13 262,1		1'32.603 21 264,1		1'33.039 5 263,4		1'32.869 9 268,0	
16	40 S. CORSI Ducati Panigale V2	ITA	1'32.604 44 265,4		1'33.628 11 262,1		1'32.604 19 265,4		1'33.810 6 265,4		1'33.162 8 264,1	
17	27 K. TOBA Honda CBR600RR	JPN	1'32.642 31 267,3		1'34.226 14 262,8		1'32.642 12 267,3		1'34.139 5 267,3			
18	54 B. SOFUOGLU MV Agusta F3 800 RR	TUR	1'32.679 59 270,0		1'33.448 14 265,4		1'32.698 19 265,4		1'32.679 6 266,0		1'33.037 20 270,0	
19	66 N. TUULI Ducati Panigale V2	FIN	1'32.836 55 266,7		1'33.040 13 262,8		1'32.836 18 264,1		1'33.918 4 264,1		1'33.261 20 266,7	
20	71 T. EDWARDS Ducati Panigale V2	AUS	1'32.907 56 269,3		1'34.180 15 263,4		1'32.907 15 266,7		1'33.366 6 269,3		1'33.652 20 268,7	
21	5 N. ANTONELLI Ducati Panigale V2	ITA	1'32.967 38 268,0		1'33.192 20 264,1		259,6		1'32.967 5 264,7		1'33.777 13 268,0	
22	77 M. PONS Yamaha YZF R6	ESP	1'33.156 65 268,7		1'35.326 17 259,0		1'33.156 22 264,7		1'34.023 6 261,5		1'33.824 20 268,7	
23	3 R. DE ROSA QJMOTOR SRK 800 RR	ITA	1'33.252 62 262,8		1'34.283 20 262,1		1'33.252 18 260,9		1'35.292 4 257,8		1'34.733 20 262,8	
24	51 A. SARMOON Yamaha YZF R6	THA	1'33.336 58 270,0		1'34.272 18 264,1		1'33.336 14 268,0		1'34.101 6 270,0		1'33.817 20 268,7	
25	74 P. BIESIEKIRSKI Ducati Panigale V2	POL	1'33.349 59 267,3		1'34.327 19 264,7		1'33.349 14 264,7		1'34.140 6 266,7		1'33.787 20 267,3	

21/09/2024
These data/results cannot be reproduced, stored and/or transmitted in whole or in part by any manner of electronic, mechanical, photocopying, recording, broadcasting or otherwise now known or herein after developed without the previous express consent by the copyright owner, except for reproduction in daily press and regular printed publications on sale to the public within 60 days of the event related to those data/results and always provided that copyright symbol appears together as follows below.
© DORNA WSBK ORGANIZATION Srl 2024





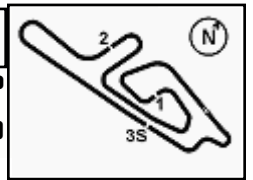
Acerbis Italian Round, 20-22 September 2024
Best Laps & Speeds

No.	Rider	Nat	Best Lap		FP		SP		WUP1		RC1							
			LL	SPD	LL	SPD	LL	SPD	LL	SPD	LL	SPD						LL
26	48 L. DALLA PORTA Yamaha YZF R6	ITA	1'33.359 59 268,7		1'34.609 17 266,0		1'33.359 16 264,1		1'34.392 6 263,4		1'33.742 20 268,7							
27	10 K. CALIA Triumph Street Triple RS 765	ITA	1'33.391 45 266,7		1'35.450 13 262,8		1'33.391 20 263,4		1'34.309 6 266,7		1'34.730 6 262,8							
28	80 A. DIAZ Yamaha YZF R6	ESP	1'33.429 63 268,7		1'35.471 18 260,9		1'33.429 19 264,7		1'33.481 6 268,7		1'33.600 20 268,7							
29	22 F. FULIGNI Ducati Panigale V2	ITA	1'33.454 61 272,0		1'33.907 16 266,0		1'33.454 19 265,4		1'34.144 6 266,0		1'33.648 20 272,0							
30	68 L. POWER MV Agusta F3 800 RR	AUS	1'33.583 46 266,0		1'34.552 15 261,5		1'33.583 5 263,4		1'34.237 6 263,4		1'34.917 20 266,0							
31	52 B. GOMEZ RUS Kawasaki ZX-6R	ESP	1'33.616 61 272,0		1'35.364 16 267,3		1'34.161 19 268,0		1'33.616 6 271,4		1'33.643 20 272,0							
32	89 K. BIN PAWI Honda CBR600RR	MAS	1'33.842 45 267,3		1'35.307 15 262,1		1'33.842 16 262,8		1'34.215 6 267,3		1'33.988 8 260,2							

21/09/2024

These data/results cannot be reproduced, stored and/or transmitted in whole or in part by any manner of electronic, mechanical, photocopying, recording, broadcasting or otherwise now known or herein after developed without the previous express consent by the copyright owner, except for reproduction in daily press and regular printed publications on sale to the public within 60 days of the event related to those data/results and always provided that copyright symbol appears together as follows below.

© DORNA WSBK ORGANIZATION Srl 2024



Acerbis Italian Round, 20-22 September 2024
Fastest Laps Race 1

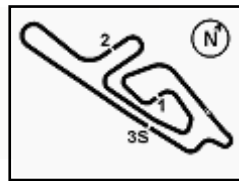
No.	Rider	Nat	Team	Bike	Class	Lap	Time	Gap
1	99 A. HUERTAS	ESP	Aruba.it Racing WorldSSP Team	Ducati Panigale V2		7	1'32.213	
2	62 S. MANZI	ITA	Pata Yamaha Ten Kate Racing	Yamaha YZF R6		4	1'32.440	0.227
3	55 Y. MONTELLA	ITA	Barni Spark Racing Team	Ducati Panigale V2		7	1'32.458	0.245
4	64 F. CARICASULO	ITA	Motozoo ME AIR Racing	MV Agusta F3 800 RR		5	1'32.533	0.320
5	94 L. MAHIAS	FRA	GMT94 Yamaha	Yamaha YZF R6		2	1'32.616	0.403
6	61 C. ONCU	TUR	Kawasaki Puccetti Racing	Kawasaki ZX-6R		15	1'32.760	0.547
7	23 M. SCHROETTER	GER	MV Agusta Reparto Corse	MV Agusta F3 800 RR		14	1'32.778	0.565
8	69 T. BOOTH-AMOS	GBR	PTR Triumph	Triumph Street Triple RS 765		14	1'32.792	0.579
9	53 V. DEBISE	FRA	Evan Bros. WorldSSP Yamaha Team	Yamaha YZF R6		3	1'32.816	0.603
10	28 G. VAN STRAALEN	NED	Pata Yamaha Ten Kate Racing	Yamaha YZF R6		8	1'32.869	0.656
11	9 J. NAVARRO	ESP	Orelac Racing Verdatura	Ducati Panigale V2		9	1'32.875	0.662
12	17 J. MCPHEE	GBR	WRP by SKM-Triumph	Triumph Street Triple RS 765		2	1'32.968	0.755
13	13 L. OTTAVIANI	ITA	Extreme Racing Service	MV Agusta F3 800 RR		7	1'33.003	0.790
14	54 B. SOFUOGLU	TUR	MV Agusta Reparto Corse	MV Agusta F3 800 RR		7	1'33.037	0.824
15	50 D. VOSTATEK	CZE	PTR Triumph	Triumph Street Triple RS 765		14	1'33.053	0.840
16	40 S. CORSI	ITA	Renzi Corse	Ducati Panigale V2	*	7	1'33.162	0.949
17	66 N. TUULI	FIN	EAB Racing Team	Ducati Panigale V2		12	1'33.261	1.048
18	80 A. DIAZ	ESP	Yamaha Thailand Racing Team	Yamaha YZF R6		4	1'33.600	1.387
19	52 B. GOMEZ RUS	ESP	VIAMO Racing by MTM	Kawasaki ZX-6R		19	1'33.643	1.430
20	22 F. FULIGNI	ITA	Orelac Racing Verdatura	Ducati Panigale V2	*	6	1'33.648	1.435
21	71 T. EDWARDS	AUS	D34G Racing WorldSSP Team	Ducati Panigale V2	*	10	1'33.652	1.439
22	48 L. DALLA PORTA	ITA	VFT Racing Yamaha	Yamaha YZF R6		4	1'33.742	1.529
23	5 N. ANTONELLI	ITA	Ecosantagata Althea Racing Team	Ducati Panigale V2		7	1'33.777	1.564
24	74 P. BIESIEKIRSKI	POL	Ecosantagata Althea Racing Team	Ducati Panigale V2		3	1'33.787	1.574
25	51 A. SARMOON	THA	Yamaha Thailand Racing Team	Yamaha YZF R6		3	1'33.817	1.604
26	77 M. PONS	ESP	Team Prodina AltoGo	Yamaha YZF R6	*	3	1'33.824	1.611
27	89 K. BIN PAWI	MAS	PETRONAS MIE Racing Honda	Honda CBR600RR		6	1'33.988	1.775
28	10 K. CALIA	ITA	WRP by SKM-Triumph	Triumph Street Triple RS 765		3	1'34.730	2.517
29	3 R. DE ROSA	ITA	QJMOTOR Factory Racing	QJMOTOR SRK 800 RR	*	4	1'34.733	2.520
30	68 L. POWER	AUS	Motozoo ME AIR Racing	MV Agusta F3 800 RR	*	18	1'34.917	2.704

* WorldSSP Challenge

21/09/2024

These data/results cannot be reproduced, stored and/or transmitted in whole or in part by any manner of electronic, mechanical, photocopying, recording, broadcasting or otherwise now known or herein after developed without the previous express consent by the copyright owner, except for reproduction in daily press and regular printed publications on sale to the public within 60 days of the event related to those data/results and always provided that copyright symbol appears together as follows below.

© DORNA WSBK ORGANIZATION Srl 2024

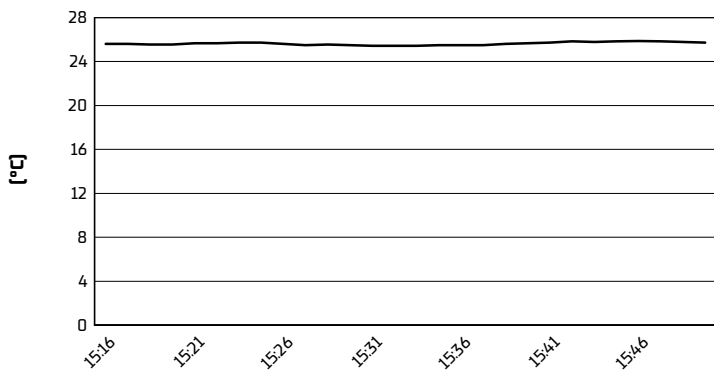


Cremona Circuit 3.768 m

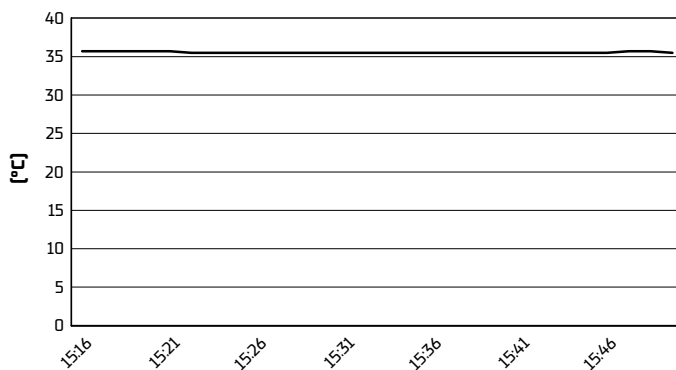
Acerbis Italian Round, 20-22 September 2024
Weather Report Race 1

Session started 15:15 - Session ended 15:50

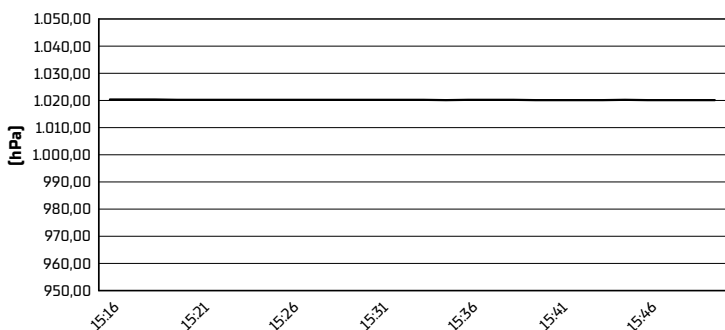
Air Temperature



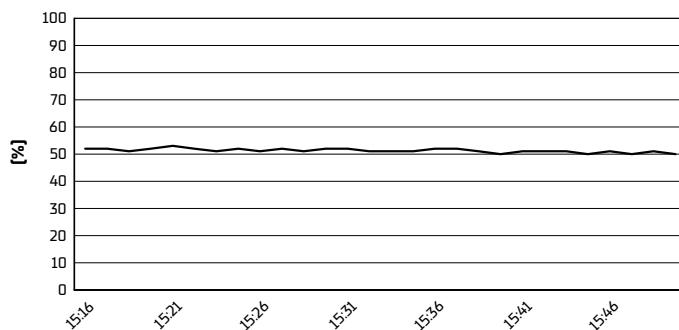
Track Temperature



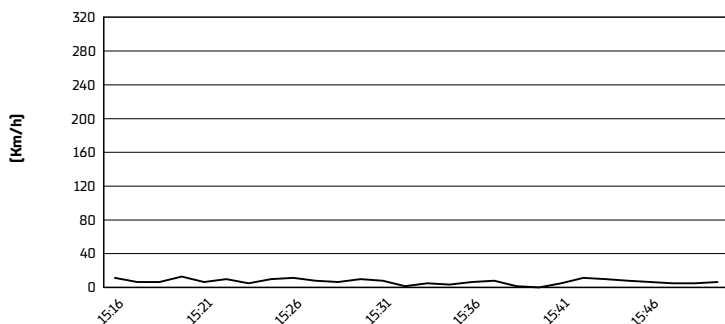
Air Pressure



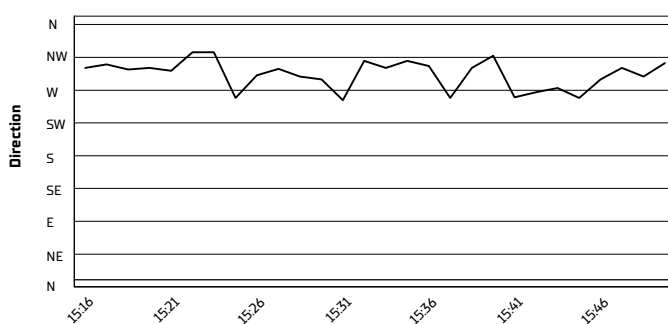
Humidity



Wind Speed



Wind Direction

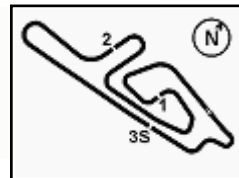


21/09/2024

These data/results cannot be reproduced, stored and/or transmitted in whole or in part by any manner of electronic, mechanical, photocopying, recording, broadcasting or otherwise now known or herein after developed without the previous express consent by the copyright owner, except for reproduction in daily press and regular printed publications on sale to the public within 60 days of the event related to those data/results and always provided that copyright symbol appears together as follows below.

© DORNA WSBK ORGANIZATION Srl 2024





Acerbis Italian Round, 20-22 September 2024

Provisional Starting Grid - Race 2 (20 Laps x 3,768 km = 75,360 km)

Cremona Circuit 3.768 m

3	55 MONTELLA Y. Ducati 1'32.458 RC1	2	62 MANZI S. Yamaha 1'32.440 RC1	1	99 HUERTAS A. Ducati 1'32.213 RC1	1
6	61 ONCU C. Kawasaki 1'32.760 RC1	5	94 MAHIAS L. Yamaha 1'32.616 RC1	4	64 CARICASULO F. MV Agusta 1'32.533 RC1	2
9	53 DEBISE V. Yamaha 1'32.816 RC1	8	69 BOOTH-AMOS T. Triumph 1'32.792 RC1	7	23 SCHROETTER M. MV Agusta 1'32.778 RC1	3
12	13 OTTAVIANI L. MV 1'32.469 SP	11	9 NAVARRO J. Ducati 1'32.448 SP	10	17 MCPHEE J. Triumph 1'32.090 SP	4
15	28 VAN STRAALLEN G. Yamaha 1'32.603 SP	14	32 BAYLISS O. Ducati 1'32.539 SP	13	50 VOSTATEK O. Triumph 1'32.484 SP	5
18	54 SOFUOGLU B. MV Agusta 1'32.698 SP	17	27 TOBA K. Honda 1'32.642 SP	16	40 CORSI S. Ducati 1'32.604 SP	6
21	77 PONS M. Yamaha 1'33.156 SP	20	71 EDWARDS T. Ducati 1'32.907 SP	19	66 TUULI N. Ducati 1'32.836 SP	7
24	74 BIESIEKIRSKI P. Ducati 1'33.349 SP	23	51 SARMOON A. Yamaha 1'33.336 SP	22	3 DE ROSA R. QJMOTOR 1'33.252 SP	8
27	80 DIAZ A. Yamaha 1'33.429 SP	26	10 CALIA K. Triumph 1'33.391 SP	25	48 DALLA PORTA L. Yamaha 1'33.359 SP	9
30	89 BIN PAWI K. Honda 1'33.842 SP	29	68 POWER L. MV Agusta 1'33.583 SP	28	22 FULIGNI F. Ducati 1'33.454 SP	10
		32	5 ANTONELLI N. Ducati	31	52 GOMEZ RUS B. Kawasaki 1'34.161 SP	11