

Acerbis Italian Round, 20-22 September 2024
Chronological Analysis Race 2

Start at 15:15'07.679

1° 62 S. MANZI (1'32.228)							
Lap	Seg1	Seg2	Seg3	Seg4	Lap Time	km/h	Local Time
1		33.352	24.809	17.345	1'35.626	268,7	15:16'43.305
2	17.173	33.250	24.824	17.360	1'32.607	269,3	15:18'15.912
3	17.419	33.238	24.843	17.223	1'32.723	268,0	15:19'48.635
4	16.998	33.021	25.057	17.282	1'32.358	266,0	15:21'20.993
5	17.145	33.128	24.980	17.295	1'32.548	263,4	15:22'53.541
6	16.996	33.194	25.037	17.447	1'32.674	263,4	15:24'26.215
7	17.215	33.255	24.883	17.148	1'32.501	266,0	15:25'58.716
8	17.111	33.152	24.867	17.164	1'32.294	266,0	15:27'31.010
9	17.099	33.189	24.969	17.225	1'32.482	264,1	15:29'03.492
10	17.131	33.168	25.020	17.313	1'32.632	262,1	15:30'36.124
11	17.186	33.196	25.014	17.247	1'32.643	262,1	15:32'08.767
12	17.086	33.148	25.014	17.196	1'32.444	263,4	15:33'41.211
13	17.094	33.123	24.990	17.139	1'32.346	262,8	15:35'13.557
14	17.088	33.146	25.002	17.111	1'32.347	262,8	15:36'45.904
15	17.047	33.031	24.995	17.155	1'32.228	262,8	15:38'18.132
16	17.204	33.008	25.022	17.230	1'32.464	262,8	15:39'50.596
17	17.091	33.157	24.998	17.146	1'32.392	262,1	15:41'22.988
18	17.147	33.170	24.982	17.191	1'32.490	262,8	15:42'55.478
19	17.134	33.204	25.003	17.389	1'32.730	262,8	15:44'28.208
20	17.302	33.323	24.962	17.739	1'33.326	262,8	15:46'01.534
Race Time 30'53.855							

16	17.249	33.092	25.148	17.449	1'32.938	259,0	15:39'56.509
17	17.341	33.257	25.112	17.400	1'33.110	257,8	15:41'29.619
18	17.355	33.247	25.179	17.341	1'33.122	257,8	15:43'02.741
19	17.304	33.289	25.131	17.223	1'32.947	257,8	15:44'35.688
20	17.316	33.381	25.113	17.597	1'33.407	257,8	15:46'09.095
Race Time 31'01.416							

2° 99 A. HUERTAS (1'32.169)							
Lap	Seg1	Seg2	Seg3	Seg4	Lap Time	km/h	Local Time
1		33.320	24.845	17.299	1'35.380	270,7	15:16'43.059
2	17.230	33.188	24.859	17.350	1'32.627	272,0	15:18'15.686
3	17.258	33.208	24.880	17.122	1'32.468	267,3	15:19'48.154
4	16.926	33.112	24.941	17.190	1'32.169	266,7	15:21'20.323
5	18.607	33.294	24.883	17.220	1'34.004	269,3	15:22'54.327
6	17.012	33.159	24.845	17.170	1'32.186	271,4	15:24'26.513
7	17.127	33.269	25.059	17.224	1'32.679	268,7	15:25'59.192
8	17.084	33.328	24.839	17.318	1'32.569	268,0	15:27'31.761
9	16.984	33.237	24.820	17.164	1'32.205	268,0	15:29'03.966
10	17.041	33.284	24.852	17.321	1'32.498	268,0	15:30'36.464
11	17.160	33.301	24.900	17.237	1'32.598	268,7	15:32'09.062
12	17.146	33.293	24.962	17.250	1'32.651	268,0	15:33'41.713
13	17.080	33.394	24.896	17.246	1'32.616	267,3	15:35'14.329
14	17.150	33.361	24.943	17.275	1'32.729	266,7	15:36'47.058
15	17.119	33.255	24.933	17.481	1'32.788	266,7	15:38'19.846
16	17.157	33.242	25.036	17.237	1'32.672	266,7	15:39'52.518
17	17.155	33.415	25.008	17.254	1'32.832	266,0	15:41'25.350
18	17.167	33.319	24.948	17.257	1'32.691	266,0	15:42'58.041
19	17.165	33.353	25.080	17.323	1'32.921	266,0	15:44'30.962
20	17.279	33.494	24.989	17.507	1'33.269	266,0	15:46'04.231
Race Time 30'56.552							

4° 23 M. SCHROETTER (1'32.601)								
Lap	Seg1	Seg2	Seg3	Seg4	Lap Time	km/h	Local Time	
1			33.816	25.153	17.578	1'37.564	266,0	15:16'45.243
2	17.228	33.431	24.946	17.360	1'32.965	266,0	15:18'18.208	
3	17.236	33.275	24.885	17.789	1'33.185	268,7	15:19'51.393	
4	17.169	33.206	24.919	17.337	1'32.631	266,0	15:21'24.024	
5	17.168	33.271	24.981	17.462	1'32.882	265,4	15:22'56.906	
6	17.155	33.197	24.899	17.524	1'32.775	264,7	15:24'29.681	
7	17.194	33.145	24.994	17.507	1'32.840	264,1	15:26'02.521	
8	17.131	33.315	24.905	17.367	1'32.718	264,7	15:27'35.239	
9	17.120	33.309	24.983	17.424	1'32.836	264,7	15:29'08.075	
10	17.287	33.501	24.945	17.708	1'33.441	267,3	15:30'41.516	
11	17.298	33.196	24.900	17.379	1'32.773	264,7	15:32'14.289	
12	17.198	33.096	24.960	17.450	1'32.704	266,7	15:33'46.993	
13	17.312	33.288	24.826	17.514	1'32.940	266,0	15:35'19.933	
14	17.388	33.183	25.004	17.489	1'33.064	268,7	15:36'52.997	
15	17.359	33.126	25.036	17.571	1'33.092	269,3	15:38'26.089	
16	17.608	33.158	24.869	17.476	1'33.111	268,0	15:39'59.200	
17	17.275	33.282	24.923	17.536	1'33.016	268,0	15:41'32.216	
18	17.398	33.191	25.079	17.377	1'33.045	259,0	15:43'05.261	
19	17.183	33.182	24.935	17.301	1'32.601	261,5	15:44'37.862	
20	17.191	33.337	25.045	17.511	1'33.084	262,1	15:46'10.946	
Race Time 31'03.267								

3° 69 T. BOOTH-AMOS (1'32.544)							
Lap	Seg1	Seg2	Seg3	Seg4	Lap Time	km/h	Local Time
1		33.636	25.320	17.391	1'37.135	263,4	15:16'44.814
2	17.171	33.214	24.972	17.358	1'32.715	264,7	15:18'17.529
3	17.117	33.183	25.009	17.235	1'32.544	264,7	15:19'50.073
4	17.220	33.131	24.986	17.248	1'32.585	265,4	15:21'22.658
5	17.329	33.080	24.955	17.459	1'32.823	267,3	15:22'55.481
6	17.190	33.162	24.975	17.307	1'32.634	263,4	15:24'28.115
7	17.213	33.227	24.938	17.334	1'32.712	262,8	15:26'00.827
8	17.351	33.201	25.039	17.273	1'32.864	259,6	15:27'33.691
9	17.182	33.210	24.964	17.358	1'32.714	259,0	15:29'06.405
10	17.227	33.131	25.039	17.306	1'32.703	259,0	15:30'39.108
11	17.177	33.136	25.124	17.265	1'32.702	257,8	15:32'11.810
12	17.352	33.148	25.128	17.275	1'32.903	259,0	15:33'44.713
13	17.184	33.240	25.108	17.351	1'32.883	258,4	15:35'17.596
14	17.272	33.203	25.163	17.369	1'33.007	258,4	15:36'50.603
15	17.346	33.209	25.159	17.254	1'32.968	258,4	15:38'23.571

5° 53 V. DEBISE (1'32.623)								
Lap	Seg1	Seg2	Seg3	Seg4	Lap Time	km/h	Local Time	
1			33.695	25.106	17.797	1'37.895	258,4	15:16'45.574
2	17.267	33.266	24.955	17.539	1'33.027	269,3	15:18'18.601	
3	17.237	33.136	24.905	17.829	1'33.107	268,0	15:19'51.708	
4	17.637	33.321	24.824	17.388	1'33.170	268,0	15:21'24.878	
5	17.239	33.117	24.888	17.379	1'32.623	265,4	15:22'57.501	
6	17.209	33.083	24.949	17.431	1'32.672	265,4	15:24'30.173	
7	17.228	33.092	25.043	17.338	1'32.701	266,0	15:26'02.874	
8	17.172	33.168	24.915	17.376	1'32.631	266,7	15:27'35.505	
9	17.214	33.162	24.933	17.453	1'32.762	268,0	15:29'08.267	
10	17.275	33.526	24.962	18.149	1'33.912	268,0	15:30'42.179	
11	17.372	33.148	24.959	17.552	1'33.031	266,0	15:32'15.210	
12	17.318	33.281	24.906	17.424	1'32.929	263,4	15:33'48.139	
13	17.285	33.134	25.025	17.344	1'32.788	263,4	15:35'20.927	
14	17.387	33.040	24.996	17.461	1'32.884	263,4	15:36'53.811	
15	17.276	33.088	25.069	17.379	1'32.812	264,7	15:38'26.623	
16	17.326	33.225	24.876	17.469	1'32.896	268,0	15:39'59.519	
17	17.375	33.080	24.971	17.461	1'32.887	266,0	15:41'32.406	
18	17.595	33.145	24.982	17.698	1'33.420	264,1	15:43'05.826	
19	17.291	33.206	25.033	17.463	1'32.993	262,8	15:44'38.819	
20	17.337	33.250	24.984	17.387	1'32.958	263,4	15:46'11.777	
Race Time 31'04.098								

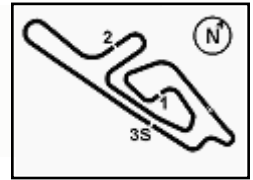
6° 64 F. CARICASULO (1'32.587)								
Lap	Seg1	Seg2	Seg3	Seg4	Lap Time	km/h	Local Time	
1			33.484	24.887	17.577	1'36.489	267,3	15:16'44.168
2	17.097	33.087	24.886	17.518	1'32.588	267,3	15:18'16.756	
3	17.361	33.344	24.903	17.405	1'33.013	266,7	15:19'49.769	
4	17.179	33.094	24.914	17.455	1'32.642	267,3	15:21'22.411	
5	17.226	33.251	24.877	18.222	1'33.576	269,3	15:22'55.987	
6	17.233	33.096	24.850	17.408	1'32.587	269,3	15:24'28.574	
7	17.228	33.292	24.974	17.501	1'32.995	266,0	15:26'01.569	
8	17.352	33.286	24.931	17.508	1'33.077	267,3	15:27'34.646	
9	17.184	33.254	25.076	17.427	1'32.941	262,1	15:29'07.587	

22/09/2024

P = Pits In/Out - C = Lap Time Cancelled

These data/results cannot be reproduced, stored and/or transmitted in whole or in part by any manner of electronic, mechanical, photocopying, recording, broadcasting or otherwise now known or herein after developed without the previous express consent by the copyright owner, except for reproduction in daily press and regular printed publications on sale to the public within 60 days of the event related to those data/results and always provided that copyright symbol appears together as follows below.

© DORNA WSBK ORGANIZATION Srl 2024



Cremona Circuit 3.768 m

Acerbis Italian Round, 20-22 September 2024
Chronological Analysis Race 2

Start at 15:15:07.679

2 / 6

10	17.312	33.349	25.151	17.351	1'33.163	264,1	15:30'40.750	4	17.357	33.461	24.937	17.576	1'33.331	264,7	15:21'25.467
11	17.152	33.168	25.023	17.412	1'32.755	265,4	15:32'13.505	5	17.240	33.330	25.032	17.234	1'32.836	266,0	15:22'58.303
12	17.247	33.261	25.218	17.428	1'33.154	265,4	15:33'46.659	6	17.094	33.273	24.962	17.322	1'32.651	266,7	15:24'30.954
13	17.252	33.285	25.070	17.459	1'33.066	266,0	15:35'19.725	7	17.152	33.350	24.984	17.354	1'32.840	264,7	15:26'03.794
14	17.306	33.270	25.073	17.428	1'33.077	266,0	15:36'52.802	8	17.217	33.365	24.990	17.357	1'32.929	266,0	15:27'36.723
15	17.226	33.268	25.153	17.491	1'33.138	264,7	15:38'25.940	9	17.237	33.468	25.063	17.340	1'33.108	264,7	15:29'09.831
16	17.267	33.352	25.058	17.384	1'33.061	259,0	15:39'59.001	10	17.265	33.557	25.154	17.597	1'33.573	263,4	15:30'43.404
17	17.247	33.295	25.058	17.452	1'33.052	264,1	15:41'32.053	11	17.297	33.402	25.125	17.417	1'33.241	264,1	15:32'16.645
18	17.286	33.286	25.251	17.730	1'33.553C	261,5	15:43'05.606	12	17.245	33.324	25.049	17.452	1'33.070	265,4	15:33'49.715
19	17.239	33.802	25.198	17.580	1'33.819	268,0	15:44'39.425	13	17.287	33.446	25.077	17.396	1'33.206	266,0	15:35'22.921
20	17.227	33.244	25.003	17.570	1'33.044	266,7	15:46'12.469	14	17.306	33.395	25.060	17.489	1'33.250	264,7	15:36'56.171

Race Time 31'04.790

7° 9 J. NAVARRO [1'32.689]							
Lap	Seg1	Seg2	Seg3	Seg4	Lap Time	km/h	Local Time
1		33.789	24.948	17.927	1'38.091	251,7	15:16'45.770
2	17.231	33.334	25.007	17.495	1'33.067	268,0	15:18'18.837
3	17.194	33.317	25.087	17.477	1'33.075	268,0	15:19'51.912
4	17.238	33.388	24.911	17.580	1'33.117	269,3	15:21'25.029
5	17.254	33.215	24.965	17.375	1'32.809	269,3	15:22'57.838
6	17.185	33.231	24.945	17.328	1'32.689	267,3	15:24'30.527
7	17.260	33.325	24.946	17.404	1'32.935	266,0	15:26'03.462
8	17.333	33.316	25.002	17.298	1'32.949	266,0	15:27'36.411
9	17.264	33.478	25.014	17.330	1'33.086	263,4	15:29'09.497
10	17.320	33.474	24.990	17.388	1'33.172	264,1	15:30'42.669
11	17.390	33.394	25.041	17.516	1'33.341	265,4	15:32'16.010
12	17.340	33.453	25.021	17.403	1'33.217	266,0	15:33'49.227
13	17.333	33.409	25.040	17.467	1'33.249	265,4	15:35'22.476
14	17.386	33.330	25.019	17.371	1'33.106	264,7	15:36'55.582
15	17.361	33.502	25.011	17.387	1'33.261	264,7	15:38'28.843
16	17.362	33.445	25.165	17.467	1'33.439	268,7	15:40'02.282
17	17.290	33.417	25.040	17.372	1'33.119	264,1	15:41'35.401
18	17.291	33.375	25.009	17.253	1'32.928	264,1	15:43'08.329
19	17.324	33.426	24.972	17.324	1'33.046	264,7	15:44'41.375
20	17.292	33.508	25.085	17.518	1'33.403	264,7	15:46'14.778

Race Time 31'07.099

8° 61 C. ONCU [1'32.695]							
Lap	Seg1	Seg2	Seg3	Seg4	Lap Time	km/h	Local Time
1		33.352	24.851	17.482	1'35.929	266,7	15:16'43.608
2	17.153	33.128	24.821	17.619	1'32.721	266,7	15:18'16.329
3	17.269	33.360	24.829	17.413	1'32.871	266,7	15:19'49.200
4	17.162	33.084	24.909	17.478	1'32.633C	265,4	15:21'21.833
5	17.295	33.283	25.027	17.546	1'33.151	265,4	15:22'54.984
6	17.334	33.106	25.058	17.419	1'32.917	262,8	15:24'27.901
7	17.236	33.235	25.126	17.636	1'33.233	260,2	15:26'01.134
8	17.281	33.271	25.017	17.463	1'33.032	264,7	15:27'34.166
9	17.260	33.121	24.982	17.332	1'32.695	264,1	15:29'06.861
10	17.919	33.628	25.294	18.166	1'35.007	262,8	15:30'41.868
11	17.263	33.203	25.111	17.579	1'33.156	264,7	15:32'15.024
12	17.353	33.197	25.205	17.657	1'33.412	265,4	15:33'48.436
13	17.349	33.268	25.113	17.412	1'33.142	264,7	15:35'21.578
14	17.409	33.256	25.085	17.471	1'33.221	263,4	15:36'54.799
15	17.398	33.475	25.272	17.493	1'33.638	262,1	15:38'28.437
16	17.484	33.458	25.375	17.870	1'34.187	262,1	15:40'02.624
17	17.401	33.267	25.015	17.498	1'33.181	266,0	15:41'35.805
18	17.297	33.359	25.109	17.514	1'33.279	264,1	15:43'09.084
19	17.511	33.367	25.201	17.550	1'33.629	263,4	15:44'42.713
20	17.462	33.705	25.280	17.633	1'34.080	262,1	15:46'16.793

Race Time 31'09.114

9° 50 D. VOSTATEK [1'32.651]							
Lap	Seg1	Seg2	Seg3	Seg4	Lap Time	km/h	Local Time
1		33.887	25.314	17.548	1'38.314	265,4	15:16'45.993
2	17.265	33.380	25.126	17.400	1'33.171	266,0	15:18'19.164
3	17.213	33.327	24.990	17.442	1'32.972	266,7	15:19'52.136

10° 66 N. TUULI [1'33.178]							
Lap	Seg1	Seg2	Seg3	Seg4	Lap Time	km/h	Local Time
1		34.430	25.172	17.672	1'39.173	264,7	15:16'46.852
2	17.274	33.540	25.122	17.354	1'33.290	264,1	15:18'20.142
3	17.157	33.492	25.042	17.487	1'33.178	266,7	15:19'53.320
4	17.254	33.547	25.055	17.490	1'33.346	266,7	15:21'26.666
5	17.219	33.558	25.058	17.495	1'33.330	266,0	15:22'59.996
6	17.258	33.667	25.183	17.491	1'33.599	263,4	15:24'33.595
7	17.232	33.521	25.090	17.509	1'33.352	264,7	15:26'06.947
8	17.290	33.538	25.319	17.473	1'33.620	257,8	15:27'40.567
9	17.217	33.505	25.256	17.432	1'33.410	256,5	15:29'13.977
10	17.174	33.470	25.271	17.432	1'33.347	256,5	15:30'47.324
11	17.239	33.869	25.385	17.434	1'33.927	256,5	15:32'21.251
12	17.211	33.501	25.229	17.334	1'33.275	258,4	15:33'54.526
13	17.240	33.487	25.277	17.364	1'33.368	257,8	15:35'27.894
14	17.201	33.444	25.193	17.344	1'33.182	258,4	15:37'01.076
15	17.118	33.378	25.362	17.371	1'33.229	257,1	15:38'34.305
16	17.173	33.486	25.379	17.368	1'33.406	256,5	15:40'07.711
17	17.194	33.474	25.282	17.365	1'33.315	257,8	15:41'41.026
18	17.182	33.477	25.258	17.379	1'33.296	258,4	15:43'14.322
19	17.210	33.528	25.254	17.411	1'33.403	257,8	15:44'47.725
20	17.331	33.477	25.217	17.500	1'33.525	257,8	15:46'21.250

Race Time 31'13.571

11° 54 B. SOFUOGLU [1'33.033]							
Lap	Seg1	Seg2	Seg3	Seg4	Lap Time	km/h	Local Time
1		34.100	24.892	18.284	1'40.644	259,6	15:16'48.323
2	17.801	33.511	24.950	17.800	1'34.062	271,4	15:18'22.385
3	17.495	33.429	24.988	17.804	1'33.716	262,8	15:19'56.101
4	17.420	33.635	24.918	17.649	1'33.622	270,0	15:21'29.723
5	17.365	33.300	24.847	17.566	1'33.078	270,0	15:23'02.801
6	17.344	33.250	24.891	17.812	1'33.297	269,3	15:24'36.098
7	17.424	33.524	25.024	17.608	1'33.580	270,7	15:26'09.678
8	17.348	33.433	24.992	17.588	1'33.361	266,0	15:27'43.039
9	17.364	33.291	24.988	17.618	1'33.261	264,7	15:29'16.300
10	17.376	33.439	25.057	17.589	1'33.461	264,7	15:30'49.761
11	17.348	33.297	25.007	17.446	1'33.098	266,7	15:32'22.859
12	17.507	33.335	24.970	17.593	1'33.405	267,3	15:33'56.264
13	17.436	33.320	24.937	17.509	1'33.202	268,0	15:35'29.466
14	17.307	33.286	24.951	17.489	1'33.033	268,7	15:37'02.499
15	17.364	33.349	24.937	17.582	1'33.232	266,0	15:38'35.731
16	17.476	33.335	25.052	17.552	1'33.415	264,1	15:40'09.146
17	17.497	33.495	25.073	17.606	1'33.671	264,7	15:41'42.817
18	17.386	33.406	25.110	17.755	1'33.657	265,4	15:43'16.474
19	17.466	33.541	25.057	17.607	1'33.671	264,1	15:44'50.145
20	17.504	33.424	25.070	17.585	1'33.583	263,4	15:46'23.728

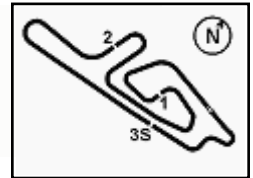
22/09/2024

P = Pits In/Out - C = Lap Time Cancelled

These data/results cannot be reproduced, stored and/or transmitted in whole or in part by any manner of electronic, mechanical, photocopying, recording, broadcasting or otherwise now known or herein after developed without the previous express consent by the copyright owner, except for reproduction in daily press and regular printed publications on sale to the public within 60 days of the event related to those data/results and always provided that copyright symbol appears together as follows below.

© DORNA WSBK ORGANIZATION Srl 2024





Cremona Circuit 3.768 m

Acerbis Italian Round, 20-22 September 2024
Chronological Analysis Race 2

Start at 15:15'07.679

3 / 6

Race Time 31'16.049

12° 40 S. CORSI (1'33.228)							
Lap	Seg1	Seg2	Seg3	Seg4	Lap Time	km/h	Local Time
1		34.277	25.217	17.635	1'38.844	266,0	15:16'46.523
2	17.343	33.541	25.085	17.259	1'33.228	262,8	15:18'19.751
3	17.246	33.552	25.183	17.346	1'33.327	260,2	15:19'53.078
4	17.205	33.646	25.134	17.354	1'33.339	263,4	15:21'26.417
5	17.263	33.537	25.193	17.371	1'33.364	262,8	15:22'59.781
6	17.266	33.672	25.282	17.347	1'33.567	258,4	15:24'33.348
7	17.203	33.583	25.303	17.756	1'33.845	257,8	15:26'07.193
8	17.295	33.719	25.163	17.526	1'33.703	262,8	15:27'40.896
9	17.279	33.593	25.235	17.384	1'33.491	260,2	15:29'14.387
10	17.190	33.589	25.209	17.908	1'33.896	260,2	15:30'48.283
11	17.272	33.658	25.305	17.392	1'33.627	260,2	15:32'21.910
12	17.196	33.646	25.204	17.332	1'33.378	261,5	15:33'55.288
13	17.266	33.622	25.196	17.296	1'33.380	260,2	15:35'28.668
14	17.262	33.575	25.209	17.308	1'33.354	259,6	15:37'02.022
15	17.265	33.683	25.270	17.848	1'34.066	261,5	15:38'36.088
16	17.314	33.526	25.152	17.410	1'33.402	263,4	15:40'09.490
17	17.353	33.616	25.203	17.478	1'33.650	262,1	15:41'43.140
18	17.255	33.719	25.161	17.530	1'33.665	261,5	15:43'16.805
19	17.314	33.564	25.143	17.597	1'33.618	261,5	15:44'50.423
20	17.349	33.561	25.064	17.508	1'33.482	261,5	15:46'23.905

Race Time 31'16.226

Race Time 31'16.226

13° 13 L. OTTAVIANI (1'33.246)							
Lap	Seg1	Seg2	Seg3	Seg4	Lap Time	km/h	Local Time
1		34.722	25.127	18.200	1'40.164	257,8	15:16'47.843
2	17.535	33.446	24.990	17.696	1'33.667	266,7	15:18'21.510
3	17.714	33.518	25.094	17.581	1'33.907	264,1	15:19'55.417
4	17.358	33.442	25.119	17.623	1'33.542	262,8	15:21'28.959
5	17.281	33.357	25.076	17.605	1'33.319	263,4	15:23'02.278
6	17.334	33.544	25.098	17.612	1'33.588	264,7	15:24'35.866
7	17.500	33.483	25.191	17.836	1'34.010	262,1	15:26'09.876
8	17.354	33.515	25.014	17.579	1'33.462	265,4	15:27'43.338
9	17.265	33.506	25.047	17.547	1'33.365	264,1	15:29'16.703
10	17.303	33.371	25.037	17.535	1'33.246	264,7	15:30'49.949
11	17.312	33.413	24.917	17.872	1'33.514	266,7	15:32'23.463
12	17.374	33.350	24.957	17.618	1'33.299	266,0	15:33'56.762
13	17.333	33.434	24.980	17.547	1'33.294	266,0	15:35'30.056
14	17.318	33.416	25.016	17.598	1'33.348	264,1	15:37'03.404
15	17.452	33.443	25.125	17.652	1'33.672	263,4	15:38'37.076
16	17.448	33.449	25.131	17.610	1'33.638	262,8	15:40'10.714
17	17.507	33.505	25.079	17.634	1'33.725	262,1	15:41'44.439
18	17.454	33.400	25.041	17.568	1'33.463	261,5	15:43'17.902
19	17.381	33.505	25.080	17.622	1'33.588	263,4	15:44'51.490
20	17.440	33.446	25.136	17.622	1'33.644	262,8	15:46'25.134

Race Time 31'17.455

Race Time 31'17.455

14° 32 O. BAYLISS (1'33.433)							
Lap	Seg1	Seg2	Seg3	Seg4	Lap Time	km/h	Local Time
1		34.203	25.151	18.257	1'39.227	266,7	15:16'46.906
2	17.554	33.706	25.339	17.884	1'34.483	264,1	15:18'21.389
3	17.712	33.865	25.174	17.706	1'34.457	267,3	15:19'55.846
4	17.532	33.630	25.108	17.889	1'34.159	264,7	15:21'30.005
5	17.341	33.549	25.071	17.567	1'33.528	266,0	15:23'03.533
6	17.366	33.453	25.127	17.709	1'33.655	265,4	15:24'37.188
7	17.424	33.453	25.139	17.530	1'33.546	265,4	15:26'10.734
8	17.294	33.465	25.066	17.608	1'33.433	267,3	15:27'44.167
9	17.300	33.525	25.036	17.654	1'33.515	266,0	15:29'17.682
10	17.338	33.780	25.066	17.618	1'33.802	266,0	15:30'51.484
11	17.447	33.670	25.038	17.581	1'33.736	266,7	15:32'25.220
12	17.300	33.655	25.304	17.547	1'33.806	261,5	15:33'59.026
13	17.397	33.678	25.272	17.466	1'33.813	261,5	15:35'32.839
14	17.421	33.793	25.225	17.563	1'34.002	262,1	15:37'06.841

15	17.381	33.567	25.224	17.535	1'33.707	261,5	15:38'40.548
16	17.409	33.519	25.114	17.492	1'33.534	260,9	15:40'14.082
17	17.329	33.551	25.212	17.464	1'33.556	261,5	15:41'47.638
18	17.319	34.028	25.060	17.603	1'34.010	263,4	15:43'21.648
19	17.193	33.745	25.142	17.524	1'33.604	261,5	15:44'55.252
20	17.352	33.672	25.147	17.611	1'33.782	261,5	15:46'29.034

Race Time 31'21.555

Race Time 31'21.555

15° 28 G. VAN STRAALLEN (1'33.401)							
Lap	Seg1	Seg2	Seg3	Seg4	Lap Time	km/h	Local Time
1		34.786	25.210	18.460	1'40.299	268,0	15:16'47.978
2	17.766	33.600	25.297	17.951	1'34.614	264,1	15:18'22.592
3	17.423	33.454	25.159	17.688	1'33.724	266,7	15:19'56.316
4	17.402	33.675	25.212	17.748	1'34.037	268,0	15:21'30.353
5	17.251	33.512	25.056	17.655	1'33.474	268,7	15:23'03.827
6	17.388	33.473	25.147	17.842	1'33.850	268,0	15:24'37.677
7	17.489	33.465	25.039	17.682	1'33.675	267,3	15:26'11.352
8	17.563	33.550	25.081	17.559	1'33.753	264,7	15:27'45.105
9	17.352	33.523	25.252	17.519	1'33.646	263,4	15:29'18.751
10	17.398	33.483	25.087	17.636	1'33.604	264,7	15:30'52.355
11	17.435	33.505	25.240	17.771	1'33.951	264,7	15:32'26.306
12	17.376	33.407	25.062	17.556	1'33.401	265,4	15:33'59.707
13	17.379	33.559	25.086	17.592	1'33.616	266,0	15:35'33.323
14	17.419	33.717	25.082	17.678	1'33.896	262,1	15:37'07.219
15	17.528	33.517	24.988	17.673	1'33.706	267,3	15:38'40.925
16	17.379	33.437	25.089	17.565	1'33.470	266,7	15:40'14.395
17	17.504	33.405	24.943	17.648	1'33.500	263,4	15:41'47.895
18	17.397	33.580	25.178	17.887	1'34.042	260,2	15:43'21.937
19	17.388	33.568	25.089	17.528	1'33.573	268,0	15:44'55.510
20	17.341	33.604	25.038	17.636	1'33.619	262,8	15:46'29.129

Race Time 31'21.450

Race Time 31'21.450

16° 71 T. EDWARDS (1'33.242)							
Lap	Seg1	Seg2	Seg3	Seg4	Lap Time	km/h	Local Time
1		34.500	25.156	18.234	1'40.468	267,3	15:16'48.147
2	17.789	34.021	24.983	17.840	1'34.633	267,3	15:18'22.780
3	17.498	33.670	25.052	17.673	1'33.893	268,7	15:19'56.673
4	17.351	33.686	25.073	18.354	1'34.464	267,3	15:21'31.137
5	17.655	33.604	25.141	17.630	1'34.030	266,7	15:23'05.167
6	17.242	33.725	25.127	17.681	1'33.775	266,0	15:24'38.942
7	17.255	33.580	25.072	17.685	1'33.592	265,4	15:26'12.534
8	17.276	33.757	25.129	17.620	1'33.782	264,1	15:27'46.316
9	17.251	33.680	25.122	17.701	1'33.754	263,4	15:29'20.070
10	17.252	33.639	25.221	17.594	1'33.706	263,4	15:30'53.776
11	17.297	33.537	25.113	17.579	1'33.526	264,7	15:32'27.302
12	17.162	33.522	25.022	17.536	1'33.242	266,0	15:34'00.544
13	17.185	33.528	25.031	17.551	1'33.295	267,3	15:35'33.839
14	17.285	33.661	25.060	17.767	1'33.773	268,7	15:37'07.612
15	17.370	33.593	25.063	17.519	1'33.545	268,0	15:38'41.157
16	17.470	33.560	24.990	17.712	1'33.732	271,4	15:40'14.889
17	17.517	33.530	25.004	17.664	1'33.715	271,4	15:41'48.604
18	17.543	33.601	25.095	17.727	1'33.966	268,7	15:43'22.570
19	17.321	33.618	24.914	17.590	1'33.443	272,0	15:44'56.013
20	17.566	33.742	25.077	17.771	1'34.156	264,1	15:46'30.169

Race Time 31'22.490

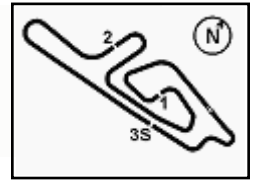
Race Time 31'22.490

17° 80 A. DIAZ (1'33.488)							
Lap	Seg1	Seg2	Seg3	Seg4	Lap Time	km/h	Local Time
1		34.508	25.511	17.900	1'40.279	268,7	15:16'47.958
2	17.555	33.548	25.088	17.544	1'33.735	267,3	15:18'21.693
3	17.645	33.817	24.999	17.571	1'34.032	266,7	15:19'55.725
4	17.335	33.509	25.195	17.594	1'33.633	266,0	15:21'29.358
5	17.298	33.499	25.152	17.674	1'33.623	267,3	15:23'02.981
6	17.353	33.442	25.153	17.540	1'33.488	265,4	15:24'36.469
7	17.341	33.548	25.183	17.584	1'33.656	266,0	15:26'10.125
8	17.390	33.645	25.170	17.461	1'33.666	264,1	15:27'43.791

22/09/2024 P = Pits In/Out - C = Lap Time Cancelled

These data/results cannot be reproduced, stored and/or transmitted in whole or in part by any manner of electronic, mechanical, photocopying, recording, broadcasting or otherwise now known or herein after developed without the previous express consent by the copyright owner, except for reproduction in daily press and regular printed publications on sale to the public within 60 days of the event related to those data/results and always provided that copyright symbol appears together as follows below.

© DORNA WSBK ORGANIZATION Srl 2024



Cremona Circuit 3.768 m

Acerbis Italian Round, 20-22 September 2024
Chronological Analysis Race 2

Start at 15:15:07.679

4 / 6

9	17.308	33.593	25.197	17.536	1'33.634	262,1	15:29'17.425	3	17.454	33.673	25.054	17.889	1'34.070	262,8	15:19'57.392
10	17.381	33.669	25.280	17.492	1'33.822	261,5	15:30'51.247	4	17.376	33.743	25.294	17.896	1'34.309	264,7	15:21'31.701
11	17.477	33.616	25.301	17.782	1'34.176	260,2	15:32'25.423	5	17.516	33.893	25.148	17.686	1'34.243	267,3	15:23'05.944
12	17.285	33.667	25.184	17.665	1'33.801	268,0	15:33'59.224	6	17.404	33.633	25.173	17.891	1'34.101	266,0	15:24'40.045
13	17.400	33.685	25.134	17.572	1'33.791	268,7	15:35'33.015	7	17.404	33.616	25.278	17.581	1'33.879	266,7	15:26'13.924
14	17.446	33.803	25.163	17.576	1'33.988	267,3	15:37'07.003	8	17.382	33.477	25.098	17.760	1'33.717	265,4	15:27'47.641
15	17.380	33.622	25.141	17.877	1'34.020	267,3	15:38'41.023	9	17.449	33.537	25.135	17.662	1'33.783	268,0	15:29'21.424
16	17.445	33.510	25.165	17.629	1'33.749	264,7	15:40'14.772	10	17.495	33.675	25.134	17.647	1'33.951	267,3	15:30'55.375
17	17.458	33.489	25.213	17.530	1'33.690	263,4	15:41'48.462	11	17.412	33.674	25.123	17.678	1'33.887	266,7	15:32'29.262
18	17.480	33.522	25.192	17.513	1'33.707	264,7	15:43'22.169	12	17.406	33.576	25.100	17.854	1'33.936	266,0	15:34'03.198
19	17.453	33.549	25.160	17.580	1'33.742	265,4	15:44'55.911	13	17.412	33.562	25.177	17.581	1'33.732	265,4	15:35'36.930
20	17.786	33.866	25.233	17.727	1'34.612	263,4	15:46'30.523	14	17.486	33.583	25.201	17.734	1'34.004	266,7	15:37'10.934
Race Time 31'22.844															

18° 74 P. BIESIEKIRSKI [1'33.659]							
Lap	Seg.1	Seg.2	Seg.3	Seg.4	Lap Time	km/h	Local Time
1		34.502	25.556	17.868	1'42.337	266,7	15:16'50.016
2	17.596	33.982	25.137	17.733	1'34.448	268,7	15:18'24.464
3	17.259	33.998	25.190	17.675	1'34.122	266,0	15:19'58.586
4	17.220	33.551	25.226	17.662	1'33.659	268,0	15:21'32.245
5	17.393	33.686	25.130	17.688	1'33.897	269,3	15:23'06.142
6	17.551	33.580	25.185	17.935	1'34.251	268,0	15:24'40.393
7	17.468	33.656	25.241	17.697	1'34.062	266,7	15:26'14.455
8	17.272	33.590	25.227	17.595	1'33.684	265,4	15:27'48.139
9	17.376	33.497	25.271	17.519	1'33.663	264,1	15:29'21.802
10	17.422	33.749	25.201	17.537	1'33.909	266,7	15:30'55.711
11	17.531	33.675	25.288	17.604	1'34.098	265,4	15:32'29.809
12	17.387	33.700	25.266	17.561	1'33.914	266,7	15:34'03.723
13	17.332	33.626	25.266	17.550	1'33.774	265,4	15:35'37.497
14	17.365	33.645	25.222	17.645	1'33.877	265,4	15:37'11.374
15	17.422	33.611	25.211	17.578	1'33.822	265,4	15:38'45.196
16	17.360	33.583	25.187	17.545	1'33.675	267,3	15:40'18.871
17	17.494	33.878	25.144	17.559	1'34.075	268,7	15:41'52.946
18	17.420	33.653	25.190	17.763	1'34.026	264,7	15:43'26.972
19	17.504	33.703	25.231	17.498	1'33.936	267,3	15:45'00.908
20	17.590	33.638	25.279	17.576	1'34.083	262,1	15:46'34.991
Race Time 31'27.312							

19° 22 F. FULIGNI [1'33.703]							
Lap	Seg.1	Seg.2	Seg.3	Seg.4	Lap Time	km/h	Local Time
1		34.455	25.234	18.031	1'41.617	262,1	15:16'49.296
2	17.663	33.965	25.176	17.741	1'34.545	267,3	15:18'23.841
3	17.220	33.750	25.132	17.717	1'33.819	267,3	15:19'57.660
4	17.318	33.738	25.135	17.672	1'33.863	270,7	15:21'31.523
5	17.524	33.842	25.060	17.776	1'34.202	269,3	15:23'05.725
6	17.299	33.767	25.201	17.854	1'34.121	266,0	15:24'39.846
7	17.316	33.745	25.195	17.572	1'33.828	263,4	15:26'13.674
8	17.204	33.737	25.207	17.583	1'33.731	263,4	15:27'47.405
9	17.339	33.739	25.214	17.556	1'33.848	262,8	15:29'21.253
10	17.399	33.732	25.252	17.577	1'33.960	262,8	15:30'55.213
11	17.419	33.652	25.217	17.578	1'33.866	263,4	15:32'29.079
12	17.346	33.628	25.185	17.760	1'33.919	263,4	15:34'02.998
13	17.295	33.620	25.305	17.545	1'33.765	262,1	15:35'36.763
14	17.369	33.659	25.252	17.710	1'33.990	262,1	15:37'10.753
15	17.446	33.650	25.208	17.521	1'33.825	262,1	15:38'44.578
16	17.349	33.523	25.270	17.561	1'33.703	260,9	15:40'18.281
17	17.502	33.934	25.314	17.489	1'34.239	262,1	15:41'52.520
18	17.413	33.703	25.512	17.666	1'34.294	260,9	15:43'26.814
19	17.447	33.729	25.409	17.848	1'34.433	262,1	15:45'01.247
20	17.445	33.697	25.122	17.897	1'34.161	266,0	15:46'35.408
Race Time 31'27.729							

20° 51 A. SARMOON [1'33.717]							
Lap	Seg.1	Seg.2	Seg.3	Seg.4	Lap Time	km/h	Local Time
1		34.365	25.083	17.928	1'40.957	268,7	15:16'48.636
2	17.841	33.625	25.120	18.100	1'34.686	269,3	15:18'23.322

21° 48 L. DALLA PORTA [1'33.730]							
Lap	Seg.1	Seg.2	Seg.3	Seg.4	Lap Time	km/h	Local Time
1		34.057	25.371	17.845	1'42.612	262,1	15:16'50.291
2	17.660	34.201	25.300	17.749	1'34.910	264,7	15:18'25.201
3	17.355	33.571	25.186	17.958	1'34.070	266,0	15:19'59.271
4	17.293	33.662	25.295	17.606	1'33.856	268,7	15:21'33.127
5	17.430	33.513	25.367	17.515	1'33.825	261,5	15:23'06.952
6	17.332	33.510	25.379	17.666	1'33.887	262,1	15:24'40.839
7	17.342	33.544	25.288	17.667	1'33.841	264,7	15:26'14.680
8	17.314	33.579	25.286	17.597	1'33.776	264,1	15:27'48.456
9	17.322	33.501	25.256	17.651	1'33.730	264,1	15:29'22.186
10	17.317	33.811	25.503	17.691	1'34.322	261,5	15:30'56.508
11	17.408	33.640	25.473	17.703	1'34.224	261,5	15:32'30.732
12	17.425	33.635	25.491	17.861	1'34.412	264,1	15:34'05.144
13	17.390	33.812	25.329	17.563	1'34.094	262,8	15:35'39.238
14	17.378	33.625	25.294	17.572	1'33.869	262,1	15:37'13.107
15	17.366	33.572	25.331	17.600	1'33.869	262,8	15:38'46.976
16	17.446	33.657	25.386	17.626	1'34.115	261,5	15:40'21.091
17	17.407	33.694	25.344	17.547	1'33.992	262,8	15:41'55.083
18	17.472	33.717	25.249	17.720	1'34.158	264,1	15:43'29.241
19	17.402	33.878	25.283	17.614	1'34.177	262,8	15:45'03.418
20	17.424	33.663	25.282	17.610	1'33.979	261,5	15:46'37.397
Race Time 31'29.718							

22° 52 B. GOMEZ RUS [1'33.765]							
Lap	Seg.1	Seg.2	Seg.3	Seg.4	Lap Time	km/h	Local Time
1		34.252	25.115	18.278	1'42.440	269,3	15:16'50.119
2	17.715	34.545	25.171	17.911	1'35.342	272,0	15:18'25.461
3	17.440	33.688	25.067	17.887	1'34.082	272,7	15:19'59.543
4	17.465	33.608	24.963	18.064	1'34.100	270,0	15:21'33.643
5	17.453	33.720	25.029	17.704	1'33.906	272,7	15:23'07.549
6	17.439	33.583	25.091	17.679	1'33.792	271,4	15:24'41.341
7	17.419	33.617	24.958	17.771	1'33.765	271,4	15:26'15.106
8	17.485	33.662	25.091	17.742	1'33.980	270,0	15:27'49.086
9	17.431	33.747	25.045	17.791	1'34.014	268,0	15:29'23.100
10	17.398	33.708	25.106	17.752	1'33.964	270,0	15:30'57.064
11	17.396	33.727	25.005	17.765	1'33.893	271,4	15:32'30.957
12	17.395	33.650	25.171	17.754	1'33.970	269,3	15:34'04.927
13	17.462	33.651	25.090	17.749	1'33.952	268,7	15:35'38.879
14	17.466	33.596	25.034	17.727	1'33.823	268,7	15:37'12.702
15	17.414	33.706	25.100	17.721	1'33.941	268,7	15:38'46.643
16	17.463	33.723	25.105	17.780	1'34.071	267,3	15:40'20.714
17	17.455	33.738	25.165	17.753	1'34.111	268,0	15:41'54.825
18	17.466	33.731	25.257	17.813	1'34.267	266,0	15:43'29.092
19	17.406	33.864	25.144	17.751	1'34.165	266,7	15:45'03.257

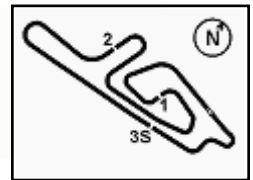
22/09/2024

P = Pits In/Out - C = Lap Time Cancelled

These data/results cannot be reproduced, stored and/or transmitted in whole or in part by any manner of electronic, mechanical, photocopying, recording, broadcasting or otherwise now known or herein after developed without the previous express consent by the copyright owner, except for reproduction in daily press and regular printed publications on sale to the public within 60 days of the event related to those data/results and always provided that copyright symbol appears together as follows below.

© DORNA WSBK ORGANIZATION Srl 2024





Cremona Circuit 3.768 m

Acerbis Italian Round, 20-22 September 2024
Chronological Analysis Race 2

Start at 15:15'07.679

5 / 6

20	17.401	33.658	25.070	18.309	1'34.438	266,0	15:46'37.695	14	17.717	33.747	25.409	17.708	1'34.581	260,2	15:37'19.771
								Race Time 31'30.016							

23° 68 L. POWER [1'34.189]															
Lap	Seg.1	Seg.2	Seg.3	Seg.4	Lap Time	km/h	Local Time								
1		34.407	25.287	18.063	1'41.509	265,4	15:16'49.188								
2	17.630	34.308	25.196	17.685	1'34.819	266,7	15:18'24.007								
3	17.536	34.065	25.355	17.864	1'34.820	264,7	15:19'58.827								
4	17.411	33.897	25.381	17.986	1'34.675	262,8	15:21'33.502								
5	17.368	33.825	25.270	17.745	1'34.208	261,5	15:23'07.710								
6	17.571	33.850	25.391	17.670	1'34.482	262,8	15:24'42.192								
7	17.380	33.888	25.347	17.856	1'34.471	258,4	15:26'16.663								
8	17.720	33.891	25.272	17.592	1'34.475	262,1	15:27'51.138								
9	17.416	33.865	25.338	17.570	1'34.189	260,9	15:29'25.327								
10	17.464	33.871	25.424	17.693	1'34.452	257,8	15:30'59.779								
11	17.545	33.834	25.435	17.521	1'34.335	257,8	15:32'34.114								
12	17.521	33.877	25.314	17.478	1'34.190	259,6	15:34'08.304								
13	17.944	34.012	25.453	17.806	1'35.215	262,1	15:35'43.519								
14	17.558	33.829	25.461	17.725	1'34.573	258,4	15:37'18.092								
15	17.470	33.842	25.267	17.799	1'34.378	262,8	15:38'52.470								
16	17.604	33.856	25.329	17.757	1'34.546	261,5	15:40'27.016								
17	17.622	33.839	25.271	17.604	1'34.336	262,8	15:42'01.352								
18	17.603	33.804	25.229	17.747	1'34.383	260,2	15:43'35.735								
19	17.485	33.738	25.482	17.673	1'34.378	256,5	15:45'10.113								
20	17.527	33.843	25.360	17.567	1'34.297	256,5	15:46'44.410								
								Race Time 31'36.731							

24° 10 K. CALIA [1'33.952]															
Lap	Seg.1	Seg.2	Seg.3	Seg.4	Lap Time	km/h	Local Time								
1		34.430	25.161	18.162	1'42.036	256,5	15:16'49.715								
2	17.583	34.670	25.220	17.835	1'35.308	264,1	15:18'25.023								
3	17.362	33.553	25.194	17.843	1'33.952	264,7	15:19'58.975								
4	17.499	33.947	25.204	18.179	1'34.829	255,3	15:21'33.804								
5	17.465	33.766	25.207	17.650	1'34.088	265,4	15:23'07.892								
6	17.590	33.748	25.397	17.715	1'34.450	264,1	15:24'42.342								
7	17.462	33.729	25.267	17.745	1'34.203	263,4	15:26'16.545								
8	17.462	33.701	25.387	17.672	1'34.222	259,0	15:27'50.767								
9	17.376	33.649	25.383	17.633	1'34.041	259,0	15:29'24.808								
10	17.558	34.455	25.363	17.763	1'35.139	262,8	15:30'59.947								
11	17.648	33.724	25.352	17.806	1'34.530	265,4	15:32'34.477								
12	17.434	33.786	25.170	17.758	1'34.148	266,0	15:34'08.625								
13	17.548	33.816	25.597	17.753	1'34.714	257,8	15:35'43.339								
14	17.592	33.752	25.652	17.569	1'34.565	257,8	15:37'17.904								
15	17.476	33.864	25.397	17.722	1'34.459	257,8	15:38'52.363								
16	17.585	33.722	25.465	17.669	1'34.441	257,1	15:40'26.804								
17	17.579	33.777	25.444	17.497	1'34.297	255,9	15:42'01.101								
18	17.636	33.758	25.520	18.049	1'34.963	255,3	15:43'36.064								
19	17.465	33.902	25.369	17.555	1'34.291	259,6	15:45'10.355								
20	17.508	33.958	25.497	17.747	1'34.710	255,9	15:46'45.065								
								Race Time 31'37.386							

25° 3 R. DE ROSA [1'34.099]							
Lap	Seg.1	Seg.2	Seg.3	Seg.4	Lap Time	km/h	Local Time
1		34.448	25.284	18.037	1'41.882	260,2	15:16'49.561
2	17.963	34.789	25.366	18.066	1'36.184	253,5	15:18'25.745
3	17.591	33.738	25.287	17.901	1'34.517	260,2	15:20'00.262
4	17.666	33.440	25.301	17.692	1'34.099	263,4	15:21'34.361
5	17.559	33.638	25.210	17.773	1'34.180	261,5	15:23'08.541
6	17.621	33.513	25.305	17.693	1'34.132	260,9	15:24'42.673
7	17.542	33.689	25.361	17.844	1'34.436	260,9	15:26'17.109
8	17.599	33.741	25.593	17.663	1'34.596	262,8	15:27'51.705
9	17.603	33.662	25.315	17.727	1'34.307	262,8	15:29'26.012
10	17.662	33.672	25.374	17.833	1'34.541	262,1	15:31'00.553
11	17.721	33.690	25.391	17.873	1'34.675	262,1	15:32'35.228
12	17.633	33.636	25.334	18.412	1'35.015	262,8	15:34'10.243
13	17.981	33.738	25.457	17.771	1'34.947	259,6	15:35'45.190

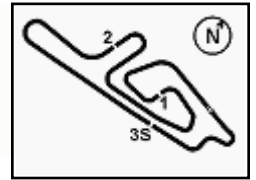
14	17.717	33.747	25.409	17.708	1'34.581	260,2	15:37'19.771
15	17.668	33.572	25.384	17.748	1'34.372	259,6	15:38'54.143
16	17.764	33.652	25.474	17.711	1'34.601	258,4	15:40'28.744
17	17.709	33.523	25.429	17.696	1'34.357	259,6	15:42'03.101
18	17.734	33.653	25.421	17.750	1'34.558	259,6	15:43'37.659
19	17.716	33.641	25.515	17.734	1'34.606	258,4	15:45'12.265
20	17.772	34.024	25.590	18.020	1'35.406	259,0	15:46'47.671
Race Time 31'39.992							

26° 89 K. BIN PAWI [1'34.106]							
Lap	Seg.1	Seg.2	Seg.3	Seg.4	Lap Time	km/h	Local Time
1		34.620	25.526	18.224	1'42.974	264,1	15:16'50.653
2	17.617	34.277	25.385	17.980	1'35.259	264,7	15:18'25.912
3	17.592	33.816	25.172	17.919	1'34.499	262,8	15:20'00.411
4	17.710	33.599	25.347	17.769	1'34.425	260,2	15:21'34.836
5	17.504	33.720	25.145	17.737	1'34.106	266,0	15:23'08.942
6	17.568	33.703	25.274	17.677	1'34.222	265,4	15:24'43.164
7	17.556	33.760	25.243	17.800	1'34.359	264,7	15:26'17.523
8	17.491	33.902	25.223	17.886	1'34.502	263,4	15:27'52.025
9	17.655	33.799	25.372	17.769	1'34.595	262,8	15:29'26.620
10	17.750	33.936	25.449	17.787	1'34.922	260,2	15:31'01.542
11	17.633	33.807	25.299	17.927	1'34.666	261,5	15:32'36.208
12	17.602	33.947	25.423	17.914	1'34.886	260,9	15:34'11.094
13	17.634	33.871	25.375	17.899	1'34.779	261,5	15:35'45.873
14	17.639	33.887	25.383	17.783	1'34.692	261,5	15:37'20.565
15	17.652	33.876	25.412	18.021	1'34.961	260,2	15:38'55.526
16	17.646	33.782	25.468	17.937	1'34.833	259,0	15:40'30.359
17	17.621	34.037	25.554	17.919	1'35.131	258,4	15:42'05.490
18	17.779	33.971	25.548	17.983	1'35.281	259,0	15:43'40.771
19	17.768	34.034	25.622	17.944	1'35.368	258,4	15:45'16.139
20	17.750	34.373	25.601	17.976	1'35.700	257,8	15:46'51.839
Race Time 31'44.160							

27° 27 K. TOBA [1'33.777]							
Lap	Seg.1	Seg.2	Seg.3	Seg.4	Lap Time	km/h	Local Time
1		34.488	25.006	18.316	1'39.807	257,8	15:16'47.486
2	42.648	36.516	25.814	18.079	2'03.057	258,4	15:18'50.543
3	17.653	34.431	25.471	17.774	1'35.329	259,0	15:20'25.872
4	17.485	33.849	25.578	17.760	1'34.672	258,4	15:22'00.544
5	17.515	33.569	25.447	17.993	1'34.524	258,4	15:23'35.068
6	17.539	33.617	25.340	17.654	1'34.150	258,4	15:25'09.218
7	17.540	33.634	25.469	17.763	1'34.406	258,4	15:26'43.624
8	17.467	33.720	25.385	17.774	1'34.346	257,8	15:28'17.970
9	17.566	33.681	25.418	17.538	1'34.203	257,1	15:29'52.173
10	17.466	33.642	25.314	17.600	1'34.022	258,4	15:31'26.195
11	17.494	33.554	25.455	17.645	1'34.148	257,8	15:33'00.343
12	17.404	33.487	25.427	17.659	1'33.977	257,8	15:34'34.320
13	17.442	33.694	25.472	17.921	1'34.529	258,4	15:36'08.849
14	17.465	33.631	25.390	17.794	1'34.280	259,0	15:37'43.129
15	17.463	33.475	25.408	17.612	1'33.958	258,4	15:39'17.087
16	17.423	33.495	25.326	17.533	1'33.777	258,4	15:40'50.864
17	17.374	33.848	25.718	17.663	1'34.603	257,1	15:42'25.467
18	17.432	33.638	25.389	17.761	1'34.220	258,4	15:43'59.687
19	17.419	33.555	25.373	17.777	1'34.124	259,0	15:45'33.811
20	17.528	33.787	25.533	17.761	1'34.609	258,4	15:47'08.420
Race Time 32'00.741							

RET 77 M. PONS [1'33.697]							
Lap	Seg.1	Seg.2	Seg.3	Seg.4	Lap Time	km/h	Local Time
1		34.309	25.345	18.141	1'41.136	262,1	15:16'48.815
2	17.768	33.700	25.129	17.788	1'34.385	268,0	15:18'23.200
3	17.327	33.636	25.185	17.730	1'33.878	263,4	15:19'57.078
4	17.284	33.604	25.133	17.982	1'34.003	265,4	15:21'31.081
5	17.812	33.689	25.128	17.749	1'34.378	263,4	15:23'05.459
6	17.318	33.576	25.247	17.601	1'33.742	262,1	15:24'39.201
7	17.253	33.548	25.226	17.678	1'33.705	262,8	15:26'12.906

22/09/2024 P



Acerbis Italian Round, 20-22 September 2024
Chronological Analysis Race 2

Start at 15:15'07.679

8	17.355	33.575	25.137	17.630	1'33.697	262,8	15:27'46.603
9	55.583	36.330	25.960	17.978	2'15.851	253,5	15:30'02.454
10	17.861	34.337	25.711	17.747	1'35.656	254,1	15:31'38.110
11	17.539	33.976	25.625	17.634	1'34.774	254,7	15:33'12.884
12	17.548	33.762	25.721	17.694	1'34.725	254,1	15:34'47.609
13	17.467	34.126	25.637	17.585	1'34.815	254,1	15:36'22.424
14	17.513	33.861	25.827	17.774	1'34.975	253,5	15:37'57.399
15	17.697	34.061	25.954	27.837	1'45.549P	253,5	15:39'42.948

Race Time 24'35.269

RET **55 Y. MONTELLA [1'32.117]**

Lap	Seg.1	Seg.2	Seg.3	Seg.4	Lap Time	km/h	Local Time
1		33.230	24.910	17.357	1'35.209	266,7	15:16'42.888
2	17.167	33.203	24.938	17.353	1'32.661	266,7	15:18'15.549
3	17.626	33.646	24.763	17.414	1'33.449	272,7	15:19'48.998
4	17.086	33.123	24.683	17.334	1'32.226	272,7	15:21'21.224
5	17.220	33.078	24.803	17.438	1'32.539	270,7	15:22'53.763
6	17.107	33.165	24.667	17.178	1'32.117	269,3	15:24'25.880
7	17.196	33.165	24.965	17.094	1'32.420C	266,0	15:25'58.300
8	17.103	33.121	24.839	17.137	1'32.200	266,0	15:27'30.500
9	17.024	33.287	24.852	17.257	1'32.420	265,4	15:29'02.920
10	17.167	1'00.331	26.222	17.822	2'01.542	266,0	15:31'04.462
11	17.432	34.388	27.182	29.868	1'48.870P	227,4	15:32'53.332

Race Time 17'45.653

RET **94 L. MAHIAS [1'33.338]**

Lap	Seg.1	Seg.2	Seg.3	Seg.4	Lap Time	km/h	Local Time
1		33.588	25.121	17.519	1'36.903	262,1	15:16'44.582
2	17.207	33.268	25.167	17.696	1'33.338	263,4	15:18'17.920
3	17.237	33.300	25.132	18.055	1'33.724	261,5	15:19'51.644
4	17.303	33.391	25.165	17.928	1'33.787	260,2	15:21'25.431
5	17.690	33.430	25.141	17.551	1'33.812	264,1	15:22'59.243
6	17.632	34.876	25.532	28.046	1'46.086P	260,2	15:24'45.329

Race Time 9'37.650

22/09/2024

P = Pits In/Out - C = Lap Time Cancelled

These data/results cannot be reproduced, stored and/or transmitted in whole or in part by any manner of electronic, mechanical, photocopying, recording, broadcasting or otherwise now known or herein after developed without the previous express consent by the copyright owner, except for reproduction in daily press and regular printed publications on sale to the public within 60 days of the event related to those data/results and always provided that copyright symbol appears together as follows below.

© DORNA WSBK ORGANIZATION Srl 2024