

**Acerbis Italian Round, 20-22 September 2024**  
**Results Warm Up 1**

No.	Rider	Nat	Team	Bike	Class	Time	Gap	Rel.	Laps	Speed	
										Avg	Max
1	<b>62 S. MANZI</b>	ITA	Pata Yamaha Ten Kate Racing	Yamaha YZF R6		<b>1'32.588</b>			5	146,507	<b>264,7</b>
2	<b>55 Y. MONTELLA</b>	ITA	Barni Spark Racing Team	Ducati Panigale V2		<b>1'32.610</b>	0.022	0.022	4	146,472	<b>268,0</b>
3	<b>69 T. BOOTH-AMOS</b>	GBR	PTR Triumph	Triumph Street Triple RS 765		<b>1'32.619</b>	0.031	0.009	6	146,458	<b>264,7</b>
4	<b>9 J. NAVARRO</b>	ESP	Orelac Racing Verdnavtura	Ducati Panigale V2		<b>1'32.636</b>	0.048	0.017	6	146,431	<b>266,0</b>
5	<b>54 B. SOFUOGLU</b>	TUR	MV Agusta Reparto Corse	MV Agusta F3 800 RR		<b>1'32.679</b>	0.091	0.043	6	146,363	<b>266,0</b>
6	<b>99 A. HUERTAS</b>	ESP	Aruba.it Racing WorldSSP Team	Ducati Panigale V2		<b>1'32.823</b>	0.235	0.144	5	146,136	<b>273,4</b>
7	<b>94 L. MAHIAS</b>	FRA	GMT94 Yamaha	Yamaha YZF R6		<b>1'32.882</b>	0.294	0.059	4	146,043	<b>261,5</b>
8	<b>5 N. ANTONELLI</b>	ITA	Ecosantagata Althea Racing Team	Ducati Panigale V2		<b>1'32.967</b>	0.379	0.085	5	145,910	<b>264,7</b>
9	<b>61 C. ONCU</b>	TUR	Kawasaki Puccetti Racing	Kawasaki ZX-6R		<b>1'33.034</b>	0.446	0.067	6	145,805	<b>268,0</b>
10	<b>28 G. VAN STRAALLEN</b>	NED	Pata Yamaha Ten Kate Racing	Yamaha YZF R6		<b>1'33.039</b>	0.451	0.005	5	145,797	<b>263,4</b>
11	<b>64 F. CARICASULO</b>	ITA	Motozoo ME AIR Racing	MV Agusta F3 800 RR		<b>1'33.127</b>	0.539	0.088	4	145,659	<b>265,4</b>
12	<b>50 O. VOSTATEK</b>	CZE	PTR Triumph	Triumph Street Triple RS 765		<b>1'33.197</b>	0.609	0.070	5	145,550	<b>264,7</b>
13	<b>53 V. DEBISE</b>	FRA	Evan Bros. WorldSSP Yamaha Team	Yamaha YZF R6		<b>1'33.203</b>	0.615	0.006	6	145,540	<b>265,4</b>
14	<b>71 T. EDWARDS</b>	AUS	D34G Racing WorldSSP Team	Ducati Panigale V2	*	<b>1'33.366</b>	0.778	0.163	6	145,286	<b>269,3</b>
15	<b>13 L. OTTAVIANI</b>	ITA	Extreme Racing Service	MV Agusta F3 800 RR		<b>1'33.476</b>	0.888	0.110	6	145,115	<b>263,4</b>
16	<b>80 A. DIAZ</b>	ESP	Yamaha Thailand Racing Team	Yamaha YZF R6		<b>1'33.481</b>	0.893	0.005	6	145,108	<b>268,7</b>
17	<b>17 J. MCPHEE</b>	GBR	WRP by SKM-Triumph	Triumph Street Triple RS 765		<b>1'33.584</b>	0.996	0.103	5	144,948	<b>264,7</b>
18	<b>52 B. GOMEZ RUS</b>	ESP	VIAMO Racing by MTM	Kawasaki ZX-6R		<b>1'33.616</b>	1.028	0.032	6	144,898	<b>271,4</b>
19	<b>23 M. SCHROETTER</b>	GER	MV Agusta Reparto Corse	MV Agusta F3 800 RR		<b>1'33.634</b>	1.046	0.018	5	144,870	<b>264,7</b>
20	<b>32 O. BAYLISS</b>	AUS	D34G Racing WorldSSP Team	Ducati Panigale V2		<b>1'33.686</b>	1.098	0.052	6	144,790	<b>268,0</b>
21	<b>40 S. CORSI</b>	ITA	Renzi Corse	Ducati Panigale V2	*	<b>1'33.810</b>	1.222	0.124	6	144,599	<b>265,4</b>
22	<b>66 N. TUULI</b>	FIN	EAB Racing Team	Ducati Panigale V2		<b>1'33.918</b>	1.330	0.108	4	144,432	<b>264,1</b>
23	<b>77 M. PONS</b>	ESP	Team Prodina AltoGo	Yamaha YZF R6	*	<b>1'34.023</b>	1.435	0.105	6	144,271	<b>261,5</b>
24	<b>51 A. SARMOON</b>	THA	Yamaha Thailand Racing Team	Yamaha YZF R6		<b>1'34.101</b>	1.513	0.078	6	144,151	<b>270,0</b>
25	<b>27 K. TOBA</b>	JPN	PETRONAS MIE Racing Honda	Honda CBR600RR		<b>1'34.139</b>	1.551	0.038	5	144,093	<b>267,3</b>
26	<b>74 P. BIESIEKIRSKI</b>	POL	Ecosantagata Althea Racing Team	Ducati Panigale V2		<b>1'34.140</b>	1.552	0.001	6	144,092	<b>266,7</b>
27	<b>22 F. FULIGNI</b>	ITA	Orelac Racing Verdnavtura	Ducati Panigale V2	*	<b>1'34.144</b>	1.556	0.004	6	144,086	<b>266,0</b>
28	<b>89 K. BIN PAWI</b>	MAS	PETRONAS MIE Racing Honda	Honda CBR600RR		<b>1'34.215</b>	1.627	0.071	6	143,977	<b>267,3</b>
29	<b>68 L. POWER</b>	AUS	Motozoo ME AIR Racing	MV Agusta F3 800 RR	*	<b>1'34.237</b>	1.649	0.022	6	143,943	<b>263,4</b>
30	<b>10 K. CALIA</b>	ITA	WRP by SKM-Triumph	Triumph Street Triple RS 765		<b>1'34.309</b>	1.721	0.072	6	143,834	<b>266,7</b>
31	<b>48 L. DALLA PORTA</b>	ITA	VFT Racing Yamaha	Yamaha YZF R6		<b>1'34.392</b>	1.804	0.083	6	143,707	<b>263,4</b>
32	<b>3 R. DE ROSA</b>	ITA	QJMOTOR Factory Racing	QJMOTOR SRK 800 RR	*	<b>1'35.292</b>	2.704	0.900	4	142,350	<b>257,8</b>

**Qualifying Lap Time (105% of 1'32.588): 1'37.218**

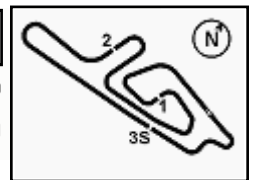
\* WorldSSP Challenge

Records	Pole	(SP)	2024 A.Huertas	148,280	Km/h
	Race	(SP)	2024 A.Huertas		
	All Times	(SP)	2024 A.Huertas	1'31.478	148,280 Km/h

Start 09:50 End 10:03 The results are provisional until the end of the time limit for protests and appeals and the completion of the technical checks.

These data/results cannot be reproduced, stored and/or transmitted in whole or in part by any manner of electronic, mechanical, photocopying, recording, broadcasting or otherwise now known or herein after developed without the previous express consent by the copyright owner, except for reproduction in daily press and regular printed publications on sale to the public within 60 days of the event related to those data/results and always provided that copyright symbol appears together as follows below.

© DORNA WSBK ORGANIZATION Srl 2024



**Acerbis Italian Round, 20-22 September 2024**  
**Results Warm Up 1**

**Session Highlights**

Local Time	No. Rider	Description
09.50.00		Start of Session
09.53.25	<b>54</b> B. <b>SOFUOGLU</b>	#54 Racelink GPS not working - it must be fixed before the race
09.54.44	<b>27</b> K. <b>TOBA</b>	#27 On the Gravel - Rejoined - Turn 10
09.56.51	<b>9</b> J. <b>NAVARRO</b>	#9 Lap Time Cancelled [1'33.097] - Yellow Flag - Turn 10
09.56.56	<b>27</b> K. <b>TOBA</b>	#27 Lap Time Cancelled [2'02.173] - Yellow Flag - Turn 10
09.59.12	<b>94</b> L. <b>MAHIAS</b>	#94 Crashed - Turn 2
10.03.25	<b>62</b> S. <b>MANZI</b>	#62 Lap Time Cancelled [1'33.006] - Yellow Flag - Turn 2-3
10.03.30	<b>55</b> Y. <b>MONTELLA</b>	#55 Lap Time Cancelled [1'32.956] - Yellow Flag - Turn 2-3
10.03.35	<b>53</b> V. <b>DEBISE</b>	#53 Lap Time Cancelled [1'34.265] - Yellow Flag - Turn 2-3
10.03.40	<b>54</b> B. <b>SOFUOGLU</b>	#54 Lap Time Cancelled [1'32.933] - Yellow Flag - Turn 2-3
10.03.45	<b>13</b> L. <b>OTTAVIANI</b>	#13 Lap Time Cancelled [1'34.395] - Yellow Flag - Turn 2-3
10.03.50	<b>32</b> O. <b>BAYLISS</b>	#32 Lap Time Cancelled [1'34.156] - Yellow Flag - Turn 2-3
10.03.55	<b>52</b> B. <b>GOMEZ RUS</b>	#52 Lap Time Cancelled [1'33.864] - Yellow Flag - Turn 2-3
10.04.00	<b>54</b> B. <b>SOFUOGLU</b>	#54 Lap Time Cancelled [1'32.933] - Yellow Flag - Turn 2-3
10.04.05	<b>69</b> T. <b>BOOTH-AMOS</b>	#69 Lap Time Cancelled [1'34.595] - Yellow Flag - Turn 2-3
10.04.10	<b>74</b> P. <b>BIESIEKIRSKI</b>	#74 Lap Time Cancelled [1'34.554] - Yellow Flag - Turn 2-3
10.04.15	<b>40</b> S. <b>CORSI</b>	#40 Lap Time Cancelled [1'35.864] - Yellow Flag - Turn 2-3
10.04.20	<b>80</b> A. <b>DIAZ</b>	#80 Lap Time Cancelled [1'34.061] - Yellow Flag - Turn 2-3
10.04.25	<b>71</b> T. <b>EDWARDS</b>	#71 Lap Time Cancelled [1'33.714] - Yellow Flag - Turn 2-3
10.04.30	<b>22</b> F. <b>FULIGNI</b>	#22 Lap Time Cancelled [1'34.926] - Yellow Flag - Turn 2-3
10.04.35	<b>68</b> L. <b>POWER</b>	#68 Lap Time Cancelled [1'34.786] - Yellow Flag - Turn 2-3
10.04.40	<b>61</b> C. <b>ONCU</b>	#61 Lap Time Cancelled [1'39.705] - Yellow Flag - Turn 2-3
10.04.45	<b>89</b> K. <b>BIN PAWI</b>	#89 Lap Time Cancelled [1'35.012] - Yellow Flag - Turn 2-3
10.04.50	<b>48</b> L. <b>DALLA PORTA</b>	#48 Lap Time Cancelled [1'54.180] - Yellow Flag - Turn 2-3
10.04.55	<b>77</b> M. <b>PONS</b>	#77 Lap Time Cancelled [1'35.416] - Yellow Flag - Turn 2-3
10.05.00	<b>10</b> K. <b>CALIA</b>	#10 Lap Time Cancelled [1'35.165] - Yellow Flag - Turn 2-3
10.05.05	<b>51</b> A. <b>SARMOON</b>	#51 Lap Time Cancelled [1'34.625] - Yellow Flag - Turn 2-3
10.05.10	<b>9</b> J. <b>NAVARRO</b>	#9 Lap Time Cancelled [1'32.936] - Yellow Flag - Turn 2-3
10.05.15	<b>54</b> B. <b>SOFUOGLU</b>	#54 Lap Time Cancelled [1'32.933] - Yellow Flag - Turn 2-3
10.05.33		End of Session

**Fastest Laps Sequence**

No.	Rider	Nat	Team	Bike	Local Time	Time	Gap	Avg
<b>53</b>	V. <b>DEBISE</b>	FRA	Evan Bros. WorldSSP Yamaha Team	Yamaha YZF R6	09:53'12.295	<b>1'33.660</b>		144,830
<b>54</b>	B. <b>SOFUOGLU</b>	TUR	MV Agusta Reparto Corse	MV Agusta F3 800 RR	09:53'14.714	<b>1'33.474</b>	-0.186	145,118
<b>99</b>	A. <b>HUERTAS</b>	ESP	Aruba.it Racing WorldSSP Team	Ducati Panigale V2	09:53'47.184	<b>1'33.101</b>	-0.373	145,700
<b>69</b>	T. <b>BOOTH-AMOS</b>	GBR	PTR Triumph	Triumph Street Triple RS 765	09:54'53.770	<b>1'33.096</b>	-0.005	145,708
<b>61</b>	C. <b>ONCU</b>	TUR	Kawasaki Puccetti Racing	Kawasaki ZX-6R	09:55'03.917	<b>1'33.034</b>	-0.062	145,805
<b>99</b>	A. <b>HUERTAS</b>	ESP	Aruba.it Racing WorldSSP Team	Ducati Panigale V2	09:55'20.100	<b>1'32.916</b>	-0.118	145,990
<b>62</b>	S. <b>MANZI</b>	ITA	Pata Yamaha Ten Kate Racing	Yamaha YZF R6	09:55'59.569	<b>1'32.588</b>	-0.328	146,507

21/09/2024 Start 09:50 End 10:03 The results are provisional until the end of the time limit for protests and appeals and the completion of the technical checks.

These data/results cannot be reproduced, stored and/or transmitted in whole or in part by any manner of electronic, mechanical, photocopying, recording, broadcasting or otherwise now known or herein after developed without the previous express consent by the copyright owner, except for reproduction in daily press and regular printed publications on sale to the public within 60 days of the event related to those data/results and always provided that copyright symbol appears together as follows below.

© DORNA WSBK ORGANIZATION Srl 2024

**Acerbis Italian Round, 20-22 September 2024**  
**Best Sectors & Speed Warm Up 1**

BEST LAP		
1	<b>62</b> S. MANZI	Yamaha YZF R6 1'32.588
2	<b>55</b> Y. MONTELLA	Ducati Panigale V2 1'32.610
3	<b>69</b> T. BOOTH-AMOS	Triumph Street Triple RS 765 1'32.619
4	<b>9</b> J. NAVARRO	Ducati Panigale V2 1'32.636
5	<b>54</b> B. SOFUOGLU	MV Agusta F3 800 RR 1'32.679
6	<b>99</b> A. HUERTAS	Ducati Panigale V2 1'32.823
7	<b>94</b> L. MAHIAS	Yamaha YZF R6 1'32.882
8	<b>5</b> N. ANTONELLI	Ducati Panigale V2 1'32.967
9	<b>61</b> C. ONCU	Kawasaki ZX-6R 1'33.034
10	<b>28</b> G. VAN STRAALLEN	Yamaha YZF R6 1'33.039
11	<b>64</b> F. CARICASULO	MV Agusta F3 800 RR 1'33.127
12	<b>50</b> D. VOSTATEK	Triumph Street Triple RS 765 1'33.197
13	<b>53</b> V. DEBISE	Yamaha YZF R6 1'33.203
14	<b>71</b> T. EDWARDS	Ducati Panigale V2 1'33.366
15	<b>13</b> L. OTTAVIANI	MV Agusta F3 800 RR 1'33.476
16	<b>80</b> A. DIAZ	Yamaha YZF R6 1'33.481
17	<b>17</b> J. MCPHEE	Triumph Street Triple RS 765 1'33.584
18	<b>52</b> B. GOMEZ RUS	Kawasaki ZX-6R 1'33.616
19	<b>23</b> M. SCHROETTER	MV Agusta F3 800 RR 1'33.634
20	<b>32</b> D. BAYLISS	Ducati Panigale V2 1'33.686
21	<b>40</b> S. CORSI	Ducati Panigale V2 1'33.810
22	<b>66</b> N. TUULI	Ducati Panigale V2 1'33.918
23	<b>77</b> M. PONS	Yamaha YZF R6 1'34.023
24	<b>51</b> A. SARMOON	Yamaha YZF R6 1'34.101
25	<b>27</b> K. TOBA	Honda CBR600RR 1'34.139
26	<b>74</b> P. BIESIEKIRSKI	Ducati Panigale V2 1'34.140
27	<b>22</b> F. FULIGNI	Ducati Panigale V2 1'34.144
28	<b>89</b> K. BIN PAWI	Honda CBR600RR 1'34.215
29	<b>68</b> L. POWER	MV Agusta F3 800 RR 1'34.237
30	<b>10</b> K. CALIA	Triumph Street Triple RS 765 1'34.309
31	<b>48</b> L. DALLA PORTA	Yamaha YZF R6 1'34.392
32	<b>3</b> R. DE ROSA	QJMOTOR SRK 800 RR 1'35.292

SPEED		
1	<b>99</b> A. HUERTAS	Ducati Panigale V2 273,4
2	<b>52</b> B. GOMEZ RUS	Kawasaki ZX-6R 271,4
3	<b>51</b> A. SARMOON	Yamaha YZF R6 270,0
4	<b>71</b> T. EDWARDS	Ducati Panigale V2 269,3
5	<b>80</b> A. DIAZ	Yamaha YZF R6 268,7
6	<b>55</b> Y. MONTELLA	Ducati Panigale V2 268,0
7	<b>32</b> D. BAYLISS	Ducati Panigale V2 268,0
8	<b>61</b> C. ONCU	Kawasaki ZX-6R 268,0
9	<b>27</b> K. TOBA	Honda CBR600RR 267,3
10	<b>89</b> K. BIN PAWI	Honda CBR600RR 267,3
11	<b>10</b> K. CALIA	Triumph Street Triple RS 765 266,7
12	<b>74</b> P. BIESIEKIRSKI	Ducati Panigale V2 266,7
13	<b>22</b> F. FULIGNI	Ducati Panigale V2 266,0
14	<b>9</b> J. NAVARRO	Ducati Panigale V2 266,0
15	<b>54</b> B. SOFUOGLU	MV Agusta F3 800 RR 266,0
16	<b>64</b> F. CARICASULO	MV Agusta F3 800 RR 265,4
17	<b>53</b> V. DEBISE	Yamaha YZF R6 265,4
18	<b>40</b> S. CORSI	Ducati Panigale V2 265,4
19	<b>5</b> N. ANTONELLI	Ducati Panigale V2 264,7
20	<b>23</b> M. SCHROETTER	MV Agusta F3 800 RR 264,7
21	<b>69</b> T. BOOTH-AMOS	Triumph Street Triple RS 765 264,7
22	<b>62</b> S. MANZI	Yamaha YZF R6 264,7
23	<b>17</b> J. MCPHEE	Triumph Street Triple RS 765 264,7
24	<b>50</b> D. VOSTATEK	Triumph Street Triple RS 765 264,7
25	<b>66</b> N. TUULI	Ducati Panigale V2 264,1
26	<b>13</b> L. OTTAVIANI	MV Agusta F3 800 RR 263,4
27	<b>68</b> L. POWER	MV Agusta F3 800 RR 263,4
28	<b>48</b> L. DALLA PORTA	Yamaha YZF R6 263,4
29	<b>28</b> G. VAN STRAALLEN	Yamaha YZF R6 263,4
30	<b>77</b> M. PONS	Yamaha YZF R6 261,5
31	<b>94</b> L. MAHIAS	Yamaha YZF R6 261,5
32	<b>3</b> R. DE ROSA	QJMOTOR SRK 800 RR 257,8

SEG. 1	
1	<b>62</b> S. MANZI 16.882
2	<b>71</b> T. EDWARDS 17.023
3	<b>5</b> N. ANTONELLI 17.027
4	<b>94</b> L. MAHIAS 17.047
5	<b>99</b> A. HUERTAS 17.058
6	<b>9</b> J. NAVARRO 17.076
7	<b>55</b> Y. MONTELLA 17.139
8	<b>69</b> T. BOOTH-AMOS 17.160
9	<b>54</b> B. SOFUOGLU 17.186
10	<b>64</b> F. CARICASULO 17.187
11	<b>50</b> D. VOSTATEK 17.201
12	<b>53</b> V. DEBISE 17.222
13	<b>74</b> P. BIESIEKIRSKI 17.224
14	<b>40</b> S. CORSI 17.224
15	<b>17</b> J. MCPHEE 17.228
16	<b>66</b> N. TUULI 17.235
17	<b>28</b> G. VAN STRAALLEN 17.257
18	<b>61</b> C. ONCU 17.265
19	<b>23</b> M. SCHROETTER 17.286
20	<b>52</b> B. GOMEZ RUS 17.294
21	<b>22</b> F. FULIGNI 17.301
22	<b>80</b> A. DIAZ 17.306
23	<b>32</b> D. BAYLISS 17.317
24	<b>77</b> M. PONS 17.319
25	<b>13</b> L. OTTAVIANI 17.321
26	<b>27</b> K. TOBA 17.344
27	<b>68</b> L. POWER 17.360
28	<b>89</b> K. BIN PAWI 17.370
29	<b>51</b> A. SARMOON 17.374
30	<b>48</b> L. DALLA PORTA 17.453
31	<b>10</b> K. CALIA 17.480
32	<b>3</b> R. DE ROSA 17.677

SEG. 2	
1	<b>54</b> B. SOFUOGLU 33.098
2	<b>69</b> T. BOOTH-AMOS 33.149
3	<b>9</b> J. NAVARRO 33.196
4	<b>28</b> G. VAN STRAALLEN 33.232
5	<b>62</b> S. MANZI 33.249
6	<b>61</b> C. ONCU 33.252
7	<b>55</b> Y. MONTELLA 33.287
8	<b>5</b> N. ANTONELLI 33.298
9	<b>94</b> L. MAHIAS 33.300
10	<b>64</b> F. CARICASULO 33.307
11	<b>13</b> L. OTTAVIANI 33.315
12	<b>23</b> M. SCHROETTER 33.343
13	<b>53</b> V. DEBISE 33.350
14	<b>99</b> A. HUERTAS 33.376
15	<b>80</b> A. DIAZ 33.449
16	<b>50</b> D. VOSTATEK 33.458
17	<b>17</b> J. MCPHEE 33.465
18	<b>52</b> B. GOMEZ RUS 33.490
19	<b>27</b> K. TOBA 33.492
20	<b>51</b> A. SARMOON 33.502
21	<b>71</b> T. EDWARDS 33.511
22	<b>66</b> N. TUULI 33.620
23	<b>32</b> D. BAYLISS 33.668
24	<b>74</b> P. BIESIEKIRSKI 33.736
25	<b>48</b> L. DALLA PORTA 33.748
26	<b>77</b> M. PONS 33.764
27	<b>89</b> K. BIN PAWI 33.771
28	<b>10</b> K. CALIA 33.789
29	<b>40</b> S. CORSI 33.807
30	<b>3</b> R. DE ROSA 33.844
31	<b>68</b> L. POWER 33.914
32	<b>22</b> F. FULIGNI 33.929

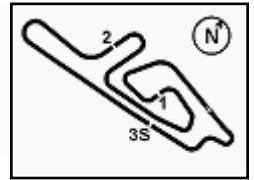
SEG. 3	
1	<b>55</b> Y. MONTELLA 24.779
2	<b>54</b> B. SOFUOGLU 24.812
3	<b>99</b> A. HUERTAS 24.879
4	<b>69</b> T. BOOTH-AMOS 24.900
5	<b>9</b> J. NAVARRO 24.908
6	<b>52</b> B. GOMEZ RUS 24.915
7	<b>28</b> G. VAN STRAALLEN 24.922
8	<b>94</b> L. MAHIAS 24.969
9	<b>64</b> F. CARICASULO 24.971
10	<b>5</b> N. ANTONELLI 24.978
11	<b>32</b> D. BAYLISS 25.029
12	<b>13</b> L. OTTAVIANI 25.038
13	<b>62</b> S. MANZI 25.042
14	<b>61</b> C. ONCU 25.055
15	<b>71</b> T. EDWARDS 25.062
16	<b>53</b> V. DEBISE 25.066
17	<b>51</b> A. SARMOON 25.081
18	<b>17</b> J. MCPHEE 25.105
19	<b>80</b> A. DIAZ 25.108
20	<b>23</b> M. SCHROETTER 25.109
21	<b>27</b> K. TOBA 25.131
22	<b>77</b> M. PONS 25.161
23	<b>66</b> N. TUULI 25.170
24	<b>50</b> D. VOSTATEK 25.175
25	<b>68</b> L. POWER 25.181
26	<b>10</b> K. CALIA 25.204
27	<b>22</b> F. FULIGNI 25.245
28	<b>40</b> S. CORSI 25.246
29	<b>89</b> K. BIN PAWI 25.260
30	<b>74</b> P. BIESIEKIRSKI 25.265
31	<b>48</b> L. DALLA PORTA 25.499
32	<b>3</b> R. DE ROSA 25.562

SEG. 4	
1	<b>99</b> A. HUERTAS 17.256
2	<b>62</b> S. MANZI 17.306
3	<b>69</b> T. BOOTH-AMOS 17.329
4	<b>94</b> L. MAHIAS 17.331
5	<b>54</b> B. SOFUOGLU 17.347
6	<b>53</b> V. DEBISE 17.357
7	<b>50</b> D. VOSTATEK 17.363
8	<b>55</b> Y. MONTELLA 17.393
9	<b>9</b> J. NAVARRO 17.417
10	<b>40</b> S. CORSI 17.420
11	<b>61</b> C. ONCU 17.427
12	<b>28</b> G. VAN STRAALLEN 17.457
13	<b>77</b> M. PONS 17.501
14	<b>5</b> N. ANTONELLI 17.510
15	<b>80</b> A. DIAZ 17.536
16	<b>71</b> T. EDWARDS 17.551
17	<b>64</b> F. CARICASULO 17.552
18	<b>32</b> D. BAYLISS 17.635
19	<b>68</b> L. POWER 17.635
20	<b>22</b> F. FULIGNI 17.640
21	<b>10</b> K. CALIA 17.641
22	<b>23</b> M. SCHROETTER 17.642
23	<b>48</b> L. DALLA PORTA 17.658
24	<b>52</b> B. GOMEZ RUS 17.697
25	<b>17</b> J. MCPHEE 17.702
26	<b>27</b> K. TOBA 17.703
27	<b>74</b> P. BIESIEKIRSKI 17.711
28	<b>89</b> K. BIN PAWI 17.713
29	<b>13</b> L. OTTAVIANI 17.717
30	<b>51</b> A. SARMOON 17.728
31	<b>66</b> N. TUULI 17.820
32	<b>3</b> R. DE ROSA 18.033

21/09/2024

These data/results cannot be reproduced, stored and/or transmitted in whole or in part by any manner of electronic, mechanical, photocopying, recording, broadcasting or otherwise now known or herein after developed without the previous express consent by the copyright owner, except for reproduction in daily press and regular printed publications on sale to the public within 60 days of the event related to those data/results and always provided that copyright symbol appears together as follows below.

© DORNA WSBK ORGANIZATION Srl 2024



**Acerbis Italian Round, 20-22 September 2024**  
**Ideal Times Warm Up 1**

Cremona Circuit 3.768 m

No. Rider	Nat	Bike	Seg. 1 Diff. 1	Seg. 2 Diff. 2	Seg. 3 Diff. 3	Seg. 4 Diff. 4	Ideal Time Best Lap	Pos.	Diff.
1 <b>54 B. SOFUOGLU</b>	TUR	MV Agusta F3 800 RR	17.186 +0.112	<b>33.098</b> +0.093	24.812 +0.031	17.347	<b>1'32.443</b> 1'32.679	5	0.236
2 <b>62 S. MANZI</b>	ITA	Yamaha YZF R6	<b>16.882</b>	33.249 +0.048	25.042 +0.061	17.306	<b>1'32.479</b> 1'32.588	1	0.109
3 <b>69 T. BOOTH-AMOS</b>	GBR	Triumph Street Triple RS 765	17.160	33.149	24.900 +0.074	17.329 +0.007	<b>1'32.538</b> 1'32.619	3	0.081
4 <b>99 A. HUERTAS</b>	ESP	Ducati Panigale V2	17.058 +0.044	33.376 +0.061	24.879	<b>17.256</b> +0.149	<b>1'32.569</b> 1'32.823	6	0.254
5 <b>9 J. NAVARRO</b>	ESP	Ducati Panigale V2	17.076 +0.039	33.196	24.908	17.417	<b>1'32.597</b> 1'32.636	4	0.039
6 <b>55 Y. MONTELLA</b>	ITA	Ducati Panigale V2	17.139 +0.012	33.287	<b>24.779</b>	17.393	<b>1'32.598</b> 1'32.610	2	0.012
7 <b>94 L. MAHIAS</b>	FRA	Yamaha YZF R6	17.047 +0.160	33.300 +0.019	24.969 +0.056	17.331	<b>1'32.647</b> 1'32.882	7	0.235
8 <b>5 N. ANTONELLI</b>	ITA	Ducati Panigale V2	17.027	33.298	24.978	17.510 +0.154	<b>1'32.813</b> 1'32.967	8	0.154
9 <b>28 G. VAN STRALEN</b>	NED	Yamaha YZF R6	17.257 +0.069	33.232	24.922	17.457 +0.102	<b>1'32.868</b> 1'33.039	10	0.171
10 <b>53 V. DEBISE</b>	FRA	Yamaha YZF R6	17.222 +0.047	33.350 +0.016	25.066 +0.065	17.357 +0.080	<b>1'32.995</b> 1'33.203	13	0.208
11 <b>61 C. ONCU</b>	TUR	Kawasaki ZX-6R	17.265	33.252	25.055	17.427 +0.035	<b>1'32.999</b> 1'33.034	9	0.035
12 <b>64 F. CARICASULO</b>	ITA	MV Agusta F3 800 RR	17.187 +0.110	33.307	24.971	17.552	<b>1'33.017</b> 1'33.127	11	0.110
13 <b>71 T. EDWARDS</b>	AUS	Ducati Panigale V2	17.023 +0.130	33.511 +0.054	25.062 +0.035	17.551	<b>1'33.147</b> 1'33.366	14	0.219
14 <b>50 D. VOSTATEK</b>	CZE	Triumph Street Triple RS 765	17.201	33.458	25.175	17.363	<b>1'33.197</b> 1'33.197	12	
15 <b>23 M. SCHROETTER</b>	GER	MV Agusta F3 800 RR	17.286 +0.059	33.343 +0.188	25.109	17.642 +0.007	<b>1'33.380</b> 1'33.634	19	0.254
16 <b>13 L. OTTAVIANI</b>	ITA	MV Agusta F3 800 RR	17.321 +0.042	33.315	25.038 +0.028	17.717 +0.015	<b>1'33.391</b> 1'33.476	15	0.085
17 <b>52 B. GOMEZ RUS</b>	ESP	Kawasaki ZX-6R	17.294 +0.089	33.490 +0.056	24.915 +0.075	17.697	<b>1'33.396</b> 1'33.616	18	0.220
18 <b>80 A. DIAZ</b>	ESP	Yamaha YZF R6	17.306	33.449 +0.068	25.108 +0.014	17.536	<b>1'33.399</b> 1'33.481	16	0.082
19 <b>17 J. MCPHEE</b>	GBR	Triumph Street Triple RS 765	17.228	33.465 +0.078	25.105 +0.006	17.702	<b>1'33.500</b> 1'33.584	17	0.084
20 <b>32 D. BAYLISS</b>	AUS	Ducati Panigale V2	17.317 +0.033	33.668	25.029 +0.004	17.635	<b>1'33.649</b> 1'33.686	20	0.037
21 <b>27 K. TOBA</b>	JPN	Honda CBR600RR	17.344 +0.162	33.492 +0.223	25.131	17.703 +0.084	<b>1'33.670</b> 1'34.139	25	0.469
22 <b>51 A. SARMOON</b>	THA	Yamaha YZF R6	17.374	33.502	25.081 +0.113	17.728 +0.303	<b>1'33.685</b> 1'34.101	24	0.416
23 <b>40 S. CORSI</b>	ITA	Ducati Panigale V2	17.224 +0.075	33.807	25.246 +0.031	17.420 +0.007	<b>1'33.697</b> 1'33.810	21	0.113
24 <b>77 M. PONS</b>	ESP	Yamaha YZF R6	17.319	33.764	25.161	17.501 +0.278	<b>1'33.745</b> 1'34.023	23	0.278
25 <b>66 N. TUULI</b>	FIN	Ducati Panigale V2	17.235 +0.036	33.620	25.170	17.820 +0.037	<b>1'33.845</b> 1'33.918	22	0.073
26 <b>74 P. BIESIEKIRSKI</b>	POL	Ducati Panigale V2	17.224	33.736 +0.132	25.265 +0.055	17.711 +0.017	<b>1'33.936</b> 1'34.140	26	0.204
27 <b>68 L. POWER</b>	AUS	MV Agusta F3 800 RR	17.360	33.914 +0.019	25.181 +0.128	17.635	<b>1'34.090</b> 1'34.237	29	0.147
28 <b>10 K. CALIA</b>	ITA	Triumph Street Triple RS 765	17.480 +0.077	33.789	25.204 +0.118	17.641	<b>1'34.114</b> 1'34.309	30	0.195
29 <b>89 K. BIN PAWI</b>	MAS	Honda CBR600RR	17.370	33.771 +0.050	25.260 +0.051	17.713	<b>1'34.114</b> 1'34.215	28	0.101
30 <b>22 F. FULIGNI</b>	ITA	Ducati Panigale V2	17.301	33.929 +0.023	25.245 +0.006	17.640	<b>1'34.115</b> 1'34.144	27	0.029
31 <b>48 L. DALLA PORTA</b>	ITA	Yamaha YZF R6	17.453 +0.034	33.748	25.499	17.658	<b>1'34.358</b> 1'34.392	31	0.034
32 <b>3 R. DE ROSA</b>	ITA	QJMOTOR SRK 800 RR	17.677 +0.176	33.844	25.562	18.033	<b>1'35.116</b> 1'35.292	32	0.176
<b>Overall Ideal Time</b>			<b>16.882</b>	<b>33.098</b>	<b>24.779</b>	<b>17.256</b>	<b>1'32.015</b>		

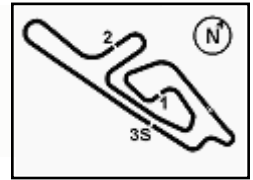
21/09/2024

These data/results cannot be reproduced, stored and/or transmitted in whole or in part by any manner of electronic, mechanical, photocopying, recording, broadcasting or otherwise now known or herein after developed without the previous express consent by the copyright owner, except for reproduction in daily press and regular printed publications on sale to the public within 60 days of the event related to those data/results and always provided that copyright symbol appears together as follows below.

© DORNA WSBK ORGANIZATION Srl 2024

FIGR PERUGIA TIMING





**Acerbis Italian Round, 20-22 September 2024**  
**Chronological Analysis Warm Up 1**

1° 62 S. MANZI [1'32.588]							
Lap	Seg1	Seg2	Seg3	Seg4	Lap Time	km/h	Local Time
1		35.912	25.943	18.029		262,8	
2	17.338	33.545	25.309	17.372	1'33.564	263,4	9:54'26.981
3	<b>16.882</b>	33.297	25.103	<b>17.306</b>	<b>1'32.588</b>	263,4	9:55'59.569
4	17.024	<b>33.249</b>	<b>25.042</b>	17.460	1'32.775	<b>264,7</b>	9:57'32.344
5	19.907	34.803	25.210	17.482	1'37.402	264,1	9:59'09.746
6	17.068	33.532	25.069	17.337	1'33.006C	<b>264,7</b>	10:00'42.752

2° 55 Y. MONTELLA [1'32.610]							
Lap	Seg1	Seg2	Seg3	Seg4	Lap Time	km/h	Local Time
1		34.844	25.539	17.937		264,7	
2	17.252	33.632	24.987	17.976	1'33.847	266,7	9:56'14.935
3	<b>17.139</b>	33.426	24.897	17.583	1'33.045	267,3	9:57'47.980
4	17.151	<b>33.287</b>	<b>24.779</b>	<b>17.393</b>	<b>1'32.610</b>	<b>268,0</b>	9:59'20.590
5	17.159	33.449	24.958	17.390	1'32.956C	266,7	10:00'53.546

3° 69 T. BOOTH-AMOS [1'32.619]							
Lap	Seg1	Seg2	Seg3	Seg4	Lap Time	km/h	Local Time
1		34.953	25.604	18.089		262,8	
2	17.473	33.787	25.309	17.562	1'34.131	263,4	9:53'20.674
3	17.341	33.300	25.061	17.394	1'33.096	<b>264,7</b>	9:54'53.770
4	17.565	35.783	25.512	17.635	1'36.495	262,8	9:56'30.265
5	<b>17.160</b>	<b>33.149</b>	24.974	17.336	<b>1'32.619</b>	<b>264,7</b>	9:58'02.884
6	17.208	33.369	<b>24.900</b>	<b>17.329</b>	1'32.806	263,4	9:59'35.690
7	17.167	34.326	25.502	17.600	1'34.595C	261,5	10:01'10.285

4° 9 J. NAVARRO [1'32.636]							
Lap	Seg1	Seg2	Seg3	Seg4	Lap Time	km/h	Local Time
1		37.247	26.306	18.529		252,3	
2	17.289	33.765	25.227	17.435	1'33.716	264,1	9:53'33.505
3	17.329	33.371	25.034	17.363	1'33.097C	264,7	9:55'06.602
4	17.115	<b>33.196</b>	<b>24.908</b>	<b>17.417</b>	<b>1'32.636</b>	<b>266,0</b>	9:56'39.238
5	17.427	39.529	26.696	18.201	1'41.853	203,8	9:58'21.091
6	17.109	33.299	25.011	<b>17.417</b>	1'32.836	263,4	9:59'53.927
7	<b>17.076</b>	33.282	25.112	17.466	1'32.936C	265,4	10:01'26.863

5° 54 B. SOFUOGLU [1'32.679]							
Lap	Seg1	Seg2	Seg3	Seg4	Lap Time	km/h	Local Time
1		34.802	25.511	18.172		252,3	
2	17.238	33.633	25.006	17.597	1'33.474	265,4	9:53'14.714
3	17.280	33.388	24.928	17.604	1'33.200	265,4	9:54'47.914
4	17.298	33.130	<b>24.812</b>	17.579	1'32.819	265,4	9:56'20.733
5	17.393	<b>33.098</b>	24.846	17.349	1'32.686	265,4	9:57'53.419
6	17.298	33.191	24.843	<b>17.347</b>	<b>1'32.679</b>	<b>266,0</b>	9:59'26.098
7	<b>17.186</b>	33.313	24.892	17.542	1'32.933C	264,7	10:00'59.031

6° 99 A. HUERTAS [1'32.823]							
Lap	Seg1	Seg2	Seg3	Seg4	Lap Time	km/h	Local Time
1		34.063	25.304	17.611		267,3	
2	17.154	33.457	25.138	17.352	1'33.101	269,3	9:53'47.184
3	17.121	<b>33.376</b>	24.880	17.539	1'32.916	<b>273,4</b>	9:55'20.100
4	17.325	33.431	25.145	18.847	1'34.748	257,1	9:56'54.848
5	17.102	33.437	<b>24.879</b>	17.405	<b>1'32.823</b>	272,0	9:58'27.671
6	<b>17.058</b>	33.776	24.885	<b>17.256</b>	1'32.975	272,0	10:00'00.646

7° 94 L. MAHIAS [1'32.882]							
Lap	Seg1	Seg2	Seg3	Seg4	Lap Time	km/h	Local Time
1		34.560	25.528	17.982		258,4	
2	17.344	33.448	25.065	17.381	1'33.238	259,6	9:54'06.794
3	<b>17.047</b>	33.432	<b>24.969</b>	17.490	1'32.938	<b>261,5</b>	9:55'39.732

4	17.234	<b>33.300</b>	25.119	17.350	1'33.003	260,2	9:57'12.735
5	17.207	33.319	25.025	<b>17.331</b>	<b>1'32.882</b>	260,9	9:58'45.617

8° 5 N. ANTONELLI [1'32.967]							
Lap	Seg1	Seg2	Seg3	Seg4	Lap Time	km/h	Local Time
1		37.545	26.923	18.800		256,5	
2	17.786	34.272	25.649	18.560	1'36.267	233,3	9:53'54.622
3	17.311	33.890	25.264	17.747	1'34.212	263,4	9:55'28.834
4	19.640	34.318	25.305	17.588	1'36.851	262,8	9:57'05.685
5	17.141	33.356	25.045	<b>17.510</b>	1'33.052	263,4	9:58'38.737
6	<b>17.027</b>	<b>33.298</b>	<b>24.978</b>	17.664	<b>1'32.967</b>	<b>264,7</b>	10:00'11.704

9° 61 C. ONCIU [1'33.034]							
Lap	Seg1	Seg2	Seg3	Seg4	Lap Time	km/h	Local Time
1		35.016	25.921	17.875		259,0	
2	20.252	33.584	25.078	20.884	1'39.798	265,4	9:53'30.883
3	<b>17.265</b>	<b>33.252</b>	<b>25.055</b>	17.462	<b>1'33.034</b>	265,4	9:55'03.917
4	17.376	33.452	25.090	17.477	1'33.395	<b>268,0</b>	9:56'37.312
5	17.405	33.911	25.267	17.606	1'34.189	265,4	9:58'11.501
6	17.366	33.598	25.122	<b>17.427</b>	1'33.513	264,7	9:59'45.014
7	17.837	37.830	25.603	18.435	1'39.705C	266,0	10:01'24.719

10° 28 G. VAN STRAALLEN [1'33.039]							
Lap	Seg1	Seg2	Seg3	Seg4	Lap Time	km/h	Local Time
1		34.699	25.416	18.177		261,5	
2	17.655	33.690	25.167	17.533	1'34.045	<b>263,4</b>	9:54'03.735
3	17.476	33.396	25.017	17.599	1'33.488	262,8	9:55'37.223
4	17.443	33.440	25.035	17.736	1'33.654	<b>263,4</b>	9:57'10.877
5	17.326	<b>33.232</b>	<b>24.922</b>	<b>17.559</b>	<b>1'33.039</b>	<b>263,4</b>	9:58'43.916
6	<b>17.257</b>	33.412	25.005	<b>17.457</b>	1'33.131	<b>263,4</b>	10:00'17.047

11° 64 F. CARICASULO [1'33.127]							
Lap	Seg1	Seg2	Seg3	Seg4	Lap Time	km/h	Local Time
1		34.630	25.300	19.163		253,5	
2	18.261	33.978	25.304	27.530	1'45.073P	263,4	9:53'28.393
3	2'16.879	33.855	25.212	17.912	3'33.858P	264,1	9:57'02.251
4	17.297	<b>33.307</b>	<b>24.971</b>	<b>17.552</b>	<b>1'33.127</b>	264,1	9:58'35.378
5	<b>17.187</b>	33.491	25.021	17.595	1'33.294	<b>265,4</b>	10:00'08.672

12° 50 D. VOSTATEK [1'33.197]							
Lap	Seg1	Seg2	Seg3	Seg4	Lap Time	km/h	Local Time
1		34.241	25.651	18.239		260,2	
2	17.321	33.782	25.378	17.555	1'34.036	262,8	9:53'53.472
3	<b>17.201</b>	<b>33.458</b>	<b>25.175</b>	<b>17.363</b>	<b>1'33.197</b>	262,1	9:55'26.669
4	17.717	33.589	25.368	17.463	1'34.137	260,9	9:57'00.806
5	17.480	33.747	26.194	17.490	1'34.911	261,5	9:58'35.717
6	17.225	33.815	25.236	17.753	1'34.029	<b>264,7</b>	10:00'09.746

13° 53 V. DEBISE [1'33.203]							
Lap	Seg1	Seg2	Seg3	Seg4	Lap Time	km/h	Local Time
1		34.212	25.374	17.821		259,0	
2	17.472	33.514	25.164	17.510	1'33.660	260,9	9:53'12.295
3	17.269	33.366	25.131	17.437	<b>1'33.203</b>	260,9	9:54'45.498
4	17.369	<b>33.350</b>	25.221	<b>17.357</b>	1'33.297	260,9	9:56'18.795
5	17.263	33.432	25.106	17.444	1'33.245	262,1	9:57'52.040
6	<b>17.222</b>	33.619	<b>25.066</b>	17.452	1'33.359	262,1	9:59'25.399
7	17.264	34.263	25.087	17.651	1'34.265C	<b>265,4</b>	10:00'59.664

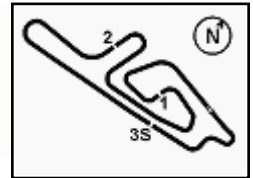
14° 71 T. EDWARDS [1'33.366]							
Lap	Seg1	Seg2	Seg3	Seg4	Lap Time	km/h	Local Time
1		35.125	27.798	18.279		259,6	

21/09/2024 P = Pits In/Dut - C = Lap Time Cancelled

These data/results cannot be reproduced, stored and/or transmitted in whole or in part by any manner of electronic, mechanical, photocopying, recording, broadcasting or otherwise now known or herein after developed without the previous express consent by the copyright owner, except for reproduction in daily press and regular printed publications on sale to the public within 60 days of the event related to those data/results and always provided that copyright symbol appears together as follows below.

© DORNA WSBK ORGANIZATION Srl 2024





**Acerbis Italian Round, 20-22 September 2024**  
**Chronological Analysis Warm Up 1**

2	17.370	33.943	25.958	18.378	1'35.649	254,1	9:53'21.777	5	17.350	<b>33.668</b>	25.033	<b>17.635</b>	<b>1'33.686</b>	<b>268,0</b>	9:57'57.267
3	17.153	33.565	25.097	<b>17.551</b>	<b>1'33.366</b>	266,0	9:54'55.143	6	17.379	33.757	25.123	17.700	1'33.959	261,5	9:59'31.226
4	17.163	33.760	30.073	18.432	1'39.428	232,3	9:56'34.571	7	17.387	33.778	25.097	17.894	1'34.156C	264,7	10:01'05.382
5	17.116	<b>33.511</b>	25.116	17.666	1'33.409	266,7	9:58'07.980								
6	<b>17.023</b>	33.588	<b>25.062</b>	17.739	1'33.412	<b>269,3</b>	9:59'41.392								
7	17.220	33.677	25.225	17.592	1'33.714C	266,7	10:01'15.106								

15° 13 L. OTTAVIANI (1'33.476)							
Lap	Seg1	Seg2	Seg3	Seg4	Lap Time	km/h	Local Time
1		34.644	25.415	18.110		260,2	
2	17.701	33.916	25.386	17.757	1'34.760	262,8	9:53'15.139
3	17.395	33.537	<b>25.038</b>	<b>17.717</b>	1'33.687	<b>263,4</b>	9:54'48.826
4	17.363	<b>33.315</b>	25.066	17.732	<b>1'33.476</b>	262,8	9:56'22.302
5	17.846	33.636	25.254	17.818	1'34.554	261,5	9:57'56.856
6	17.370	33.558	25.223	17.804	1'33.955	262,1	9:59'30.811
7	<b>17.321</b>	33.849	25.341	17.884	1'34.395C	262,1	10:01'05.206

16° 80 A. DIAZ (1'33.481)							
Lap	Seg1	Seg2	Seg3	Seg4	Lap Time	km/h	Local Time
1		34.903	25.564	18.269		263,4	
2	17.515	33.803	<b>25.108</b>	18.098	1'34.524	267,3	9:53'22.818
3	17.355	33.901	25.198	17.631	1'34.085	<b>268,7</b>	9:54'56.903
4	17.321	34.005	25.246	17.721	1'34.293	264,7	9:56'31.196
5	17.339	<b>33.449</b>	25.127	17.644	1'33.559	264,1	9:58'04.755
6	<b>17.306</b>	33.517	25.122	<b>17.536</b>	<b>1'33.481</b>	266,0	9:59'38.236
7	17.428	33.672	25.352	17.609	1'34.061C	262,8	10:01'12.297

17° 17 J. MCPHEE (1'33.584)							
Lap	Seg1	Seg2	Seg3	Seg4	Lap Time	km/h	Local Time
1		39.457	30.058	18.691		217,3	
2	17.761	33.778	25.334	18.045	1'34.918	261,5	9:53'35.329
3	17.522	41.505	28.270	18.137	1'45.434	213,9	9:55'20.763
4	17.238	<b>33.465</b>	25.164	17.963	1'33.830	264,1	9:56'54.593
5	17.275	33.751	<b>25.105</b>	17.865	1'33.996	260,9	9:58'28.589
6	<b>17.228</b>	33.543	25.111	<b>17.702</b>	<b>1'33.584</b>	<b>264,7</b>	10:00'02.173

18° 52 B. GOMEZ RUS (1'33.616)							
Lap	Seg1	Seg2	Seg3	Seg4	Lap Time	km/h	Local Time
1		34.792	25.412	18.383		262,8	
2	17.542	33.804	25.032	17.784	1'34.162	<b>271,4</b>	9:53'15.858
3	17.383	33.546	24.990	<b>17.697</b>	<b>1'33.616</b>	270,7	9:54'49.474
4	<b>17.294</b>	33.674	24.976	17.932	1'33.876	<b>271,4</b>	9:56'23.350
5	17.330	<b>33.490</b>	<b>24.915</b>	17.926	1'33.661	<b>270,7</b>	9:57'57.011
6	18.250	34.605	25.254	17.830	1'35.939	267,3	9:59'32.950
7	17.386	33.587	25.019	17.872	1'33.864C	269,3	10:01'06.814

19° 23 M. SCHROETTER (1'33.634)							
Lap	Seg1	Seg2	Seg3	Seg4	Lap Time	km/h	Local Time
1		34.821	25.994	18.092		260,9	
2	17.403	33.612	25.252	<b>17.642</b>	1'33.909	<b>264,7</b>	9:53'46.251
3	17.377	33.616	25.115	17.647	1'33.755	263,4	9:55'20.006
4	<b>17.286</b>	<b>33.343</b>	25.192	17.894	1'33.715	262,1	9:56'53.721
5	17.345	33.531	<b>25.109</b>	17.649	<b>1'33.634</b>	264,1	9:58'27.355
6	17.289	33.682	25.140	17.735	1'33.846	261,5	10:00'01.201

20° 32 O. BAYLISS (1'33.686)							
Lap	Seg1	Seg2	Seg3	Seg4	Lap Time	km/h	Local Time
1		34.656	25.891	18.091		261,5	
2	17.783	33.832	25.423	17.775	1'34.813	265,4	9:53'14.954
3	<b>17.317</b>	34.049	<b>25.029</b>	17.760	1'34.155	<b>268,0</b>	9:54'49.109
4	17.373	33.678	25.174	18.247	1'34.472	264,7	9:56'23.581

21° 40 S. CORSI (1'33.810)							
Lap	Seg1	Seg2	Seg3	Seg4	Lap Time	km/h	Local Time
1		35.358	25.789	18.074		<b>265,4</b>	
2	17.424	33.989	<b>25.246</b>	<b>17.420</b>	1'34.079	262,8	9:53'16.222
3	17.299	<b>33.807</b>	25.277	17.427	<b>1'33.810</b>	260,9	9:54'50.032
4	17.312	35.721	27.367	18.309	1'38.709	235,3	9:56'28.741
5	17.292	34.121	25.430	17.693	1'34.536	256,5	9:58'03.277
6	<b>17.224</b>	34.044	25.501	17.591	1'34.360	261,5	9:59'37.637
7	17.489	34.635	25.524	18.216	1'35.864C	263,4	10:01'13.501

22° 66 N. TUULI (1'33.918)							
Lap	Seg1	Seg2	Seg3	Seg4	Lap Time	km/h	Local Time
1		34.972	25.657	18.333		255,9	
2	17.497	33.744	25.549	18.115	1'34.905	<b>264,1</b>	9:53'19.430
3	17.271	<b>33.620</b>	<b>25.170</b>	17.857	<b>1'33.918</b>	262,8	9:54'53.348
4	18.613	38.908	25.235	<b>17.820</b>	1'40.576	262,8	9:56'33.924
5	<b>17.235</b>	33.840	29.182	33.403	1'53.660P	132,7	9:58'27.584

23° 77 M. PONS (1'34.023)							
Lap	Seg1	Seg2	Seg3	Seg4	Lap Time	km/h	Local Time
1		35.742	26.106	17.966		257,8	
2	17.429	34.017	25.423	18.574	1'35.443	258,4	9:53'28.633
3	<b>17.319</b>	<b>33.764</b>	<b>25.161</b>	17.779	<b>1'34.023</b>	<b>261,5</b>	9:55'02.656
4	17.782	34.055	25.457	18.762	1'36.056	258,4	9:56'38.712
5	17.408	34.023	25.475	18.101	1'35.007	258,4	9:58'13.719
6	17.583	33.860	25.363	<b>17.501</b>	1'34.307	259,6	9:59'48.026
7	17.499	34.398	25.767	17.752	1'35.416C	257,8	10:01'23.442

24° 51 A. SARMOON (1'34.101)							
Lap	Seg1	Seg2	Seg3	Seg4	Lap Time	km/h	Local Time
1		34.771	25.540	18.587		260,9	
2	17.586	33.748	<b>25.081</b>	18.077	1'34.492	265,4	9:53'22.574
3	17.416	33.965	25.126	18.354	1'34.861	<b>270,0</b>	9:54'57.435
4	17.387	33.656	25.463	<b>17.728</b>	1'34.234	266,0	9:56'31.669
5	25.187	35.145	25.802	19.203	1'45.337	261,5	9:58'17.006
6	<b>17.374</b>	<b>33.502</b>	25.194	18.031	<b>1'34.101</b>	264,1	9:59'51.107
7	17.644	33.698	25.357	17.926	1'34.625C	263,4	10:01'25.732

25° 27 K. TOBA (1'34.139)							
Lap	Seg1	Seg2	Seg3	Seg4	Lap Time	km/h	Local Time
1		34.800	25.454	18.120		266,7	
2	17.506	33.715	<b>25.131</b>	17.787	<b>1'34.139</b>	<b>267,3</b>	9:53'20.953
3	17.351	<b>33.492</b>	47.597	23.733	2'02.173C	204,2	9:55'23.126
4	17.521	33.875	25.386	<b>17.703</b>	1'34.485	263,4	9:56'57.611
5	17.366	33.906	25.239	17.722	1'34.233	263,4	9:58'31.844
6	<b>17.344</b>	33.974	25.274	18.395	1'34.987	264,7	10:00'06.831

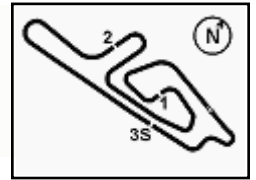
26° 74 P. BIESIEKIRSKI (1'34.140)							
Lap	Seg1	Seg2	Seg3	Seg4	Lap Time	km/h	Local Time
1		34.970	25.629	18.276		263,4	
2	17.682	34.011	<b>25.265</b>	17.989	1'34.947	<b>266,7</b>	9:53'18.537
3	17.492	33.970	25.290	<b>17.711</b>	1'34.463	264,1	9:54'53.000
4	17.321	34.064	25.603	17.822	1'34.810	261,5	9:56'27.810
5	17.304	<b>33.736</b>	25.408	17.722	1'34.170	262,8	9:58'01.980
6	<b>17.224</b>	33.868	25.320	17.728	<b>1'34.140</b>	261,5	9:59'36.120
7	17.373	33.818	25.545	17.818	1'34.554C	262,8	10:01'10.674

21/09/2024 P = Pits In/Out - C = Lap Time Cancelled

These data/results cannot be reproduced, stored and/or transmitted in whole or in part by any manner of electronic, mechanical, photocopying, recording, broadcasting or otherwise now known or herein after developed without the previous express consent by the copyright owner, except for reproduction in daily press and regular printed publications on sale to the public within 60 days of the event related to those data/results and always provided that copyright symbol appears together as follows below.

© DORNA WSBK ORGANIZATION Srl 2024





**Acerbis Italian Round, 20-22 September 2024**  
**Chronological Analysis Warm Up 1**

27° 22 F. FULIGNI [1'34.144]							
Lap	Seg.1	Seg.2	Seg.3	Seg.4	Lap Time	km/h	Local Time
1		35.663	25.952	18.503		260,2	
2	17.595	34.068	25.405	18.143	1'35.211	265,4	9:53'22.398
3	17.338	33.990	<b>25.245</b>	17.661	1'34.234	<b>266,0</b>	9:54'56.632
4	17.308	34.197	26.306	18.278	1'36.089	259,6	9:56'32.721
5	<b>17.301</b>	33.952	25.251	<b>17.640</b>	<b>1'34.144</b>	264,7	9:58'06.865
6	17.362	<b>33.929</b>	25.358	17.814	1'34.463	263,4	9:59'41.328
7	17.704	34.105	25.277	17.840	1'34.926C	264,7	10:01'16.254

28° 89 K. BIN PAWI [1'34.215]							
Lap	Seg.1	Seg.2	Seg.3	Seg.4	Lap Time	km/h	Local Time
1		34.947	25.650	18.072		257,1	
2	17.544	34.115	<b>25.260</b>	17.742	1'34.661	<b>267,3</b>	9:53'22.054
3	<b>17.370</b>	33.821	25.311	<b>17.713</b>	<b>1'34.215</b>	262,8	9:54'56.269
4	17.392	37.557	25.435	20.906	1'41.290	251,7	9:56'37.559
5	17.584	<b>33.771</b>	25.378	18.098	1'34.831	264,1	9:58'12.390
6	17.471	33.979	25.531	17.794	1'34.775	<b>267,3</b>	9:59'47.165
7	17.561	33.964	25.599	17.888	1'35.012C	260,2	10:01'22.177

29° 68 L. POWER [1'34.237]							
Lap	Seg.1	Seg.2	Seg.3	Seg.4	Lap Time	km/h	Local Time
1		35.110	25.392	19.125		262,8	
2	17.623	34.051	25.396	17.730	1'34.800	262,8	9:53'17.829
3	17.481	<b>33.914</b>	25.364	17.717	1'34.476	260,9	9:54'52.305
4	17.427	34.160	25.827	25.404	1'42.818	225,5	9:56'35.123
5	17.564	33.945	<b>25.181</b>	17.851	1'34.541	<b>263,4</b>	9:58'09.664
6	<b>17.360</b>	33.933	25.309	<b>17.635</b>	<b>1'34.237</b>	262,1	9:59'43.901
7	17.386	34.070	25.457	17.873	1'34.786C	260,9	10:01'18.687

30° 10 K. CALIA [1'34.309]							
Lap	Seg.1	Seg.2	Seg.3	Seg.4	Lap Time	km/h	Local Time
1		35.019	25.419	18.272		260,9	
2	17.766	33.998	25.385	18.095	1'35.244	<b>266,7</b>	9:53'18.337
3	17.557	<b>33.789</b>	25.322	<b>17.641</b>	<b>1'34.309</b>	260,2	9:54'52.646
4	<b>17.480</b>	34.002	27.711	23.774	1'42.967	175,0	9:56'35.613
5	18.663	38.439	<b>25.204</b>	18.085	1'40.391	256,5	9:58'16.004
6	17.652	33.844	25.414	17.754	1'34.664	259,0	9:59'50.668
7	17.769	33.837	25.650	17.909	1'35.165C	259,0	10:01'25.833

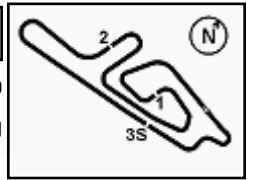
31° 48 L. DALLA PORTA [1'34.392]							
Lap	Seg.1	Seg.2	Seg.3	Seg.4	Lap Time	km/h	Local Time
1		35.775	25.862	18.363		257,1	
2	17.576	33.937	25.629	17.893	1'35.035	255,9	9:53'27.715
3	17.563	33.794	25.639	17.806	1'34.802	256,5	9:55'02.517
4	17.487	<b>33.748</b>	<b>25.499</b>	<b>17.658</b>	<b>1'34.392</b>	259,6	9:56'36.909
5	17.536	34.030	25.711	18.013	1'35.290	<b>263,4</b>	9:58'12.199
6	<b>17.453</b>	34.019	25.631	18.112	1'35.215	260,2	9:59'47.414
7	17.686	38.905	27.872	29.717	1'54.180CP	257,8	10:01'41.594

32° 3 R. DE ROSA [1'35.292]							
Lap	Seg.1	Seg.2	Seg.3	Seg.4	Lap Time	km/h	Local Time
1		36.593	29.676	20.732		217,3	
2	17.853	<b>33.844</b>	<b>25.562</b>	<b>18.033</b>	<b>1'35.292</b>	<b>257,8</b>	9:53'36.610
3	<b>17.677</b>	40.620	28.666	18.750	1'45.713	216,0	9:55'22.323
4	20.572	37.675	41.905	40.339	2'20.491P	158,1	9:57'42.814
5	58.221	39.155	27.210	25.847	2'30.433P	229,3	10:00'13.247

21/09/2024 P = Pits In/Out - C = Lap Time Cancelled

These data/results cannot be reproduced, stored and/or transmitted in whole or in part by any manner of electronic, mechanical, photocopying, recording, broadcasting or otherwise now known or herein after developed without the previous express consent by the copyright owner, except for reproduction in daily press and regular printed publications on sale to the public within 60 days of the event related to those data/results and always provided that copyright symbol appears together as follows below.

© DORNA WSBK ORGANIZATION Srl 2024



**Acerbis Italian Round, 20-22 September 2024**  
**Best Laps & Speeds**

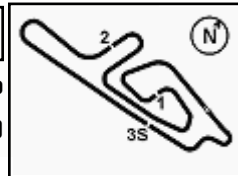
No.	Rider Bike	Nat	Best Lap		FP		SP		WUP1										
			LL	SPD	LL	SPD	LL	SPD	LL	SPD									LL
1	<b>99 A. HUERTAS</b> Ducati Panigale V2	ESP	<b>1'31.478</b> 41 274,8		1'32.607 16 272,0		<b>1'31.478</b> 20 <b>274,8</b>		1'32.823 5 273,4										
2	<b>62 S. MANZI</b> Yamaha YZF R6	ITA	<b>1'31.776</b> 40 268,0		1'32.955 17 <b>268,0</b>		<b>1'31.776</b> 18 266,7		1'32.588 5 264,7										
3	<b>55 Y. MONTELLA</b> Ducati Panigale V2	ITA	<b>1'31.808</b> 34 269,3		1'33.094 13 <b>269,3</b>		<b>1'31.808</b> 17 <b>269,3</b>		1'32.610 4 268,0										
4	<b>64 F. CARICASULO</b> MV Agusta F3 800 RR	ITA	<b>1'31.871</b> 34 270,0		1'32.696 15 <b>270,0</b>		<b>1'31.871</b> 15 269,3		1'33.127 4 265,4										
5	<b>17 J. MCPHEE</b> Triumph Street Triple RS 765	GBR	<b>1'32.090</b> 34 264,7		1'34.525 10 262,8		<b>1'32.090</b> 19 264,1		1'33.584 5 <b>264,7</b>										
6	<b>23 M. SCHROETTER</b> MV Agusta F3 800 RR	GER	<b>1'32.152</b> 42 266,7		1'33.869 16 264,1		<b>1'32.152</b> 21 <b>266,7</b>		1'33.634 5 264,7										
7	<b>94 L. MAHIAS</b> Yamaha YZF R6	FRA	<b>1'32.401</b> 30 268,7		1'34.125 12 263,4		<b>1'32.401</b> 14 <b>268,7</b>		1'32.882 4 261,5										
8	<b>61 C. ONCU</b> Kawasaki ZX-6R	TUR	<b>1'32.403</b> 38 269,3		1'32.953 17 <b>269,3</b>		<b>1'32.403</b> 15 <b>269,3</b>		1'33.034 6 268,0										
9	<b>53 V. DEBISE</b> Yamaha YZF R6	FRA	<b>1'32.439</b> 38 266,7		1'33.212 15 264,1		<b>1'32.439</b> 17 <b>266,7</b>		1'33.203 6 265,4										
10	<b>9 J. NAVARRO</b> Ducati Panigale V2	ESP	<b>1'32.448</b> 39 268,0		1'32.949 15 264,1		<b>1'32.448</b> 18 <b>268,0</b>		1'32.636 6 266,0										
11	<b>13 L. OTTAVIANI</b> MV Agusta F3 800 RR	ITA	<b>1'32.469</b> 37 267,3		1'34.242 13 263,4		<b>1'32.469</b> 18 <b>267,3</b>		1'33.476 6 263,4										
12	<b>50 D. VOSTATEK</b> Triumph Street Triple RS 765	CZE	<b>1'32.484</b> 40 267,3		1'33.424 14 <b>267,3</b>		<b>1'32.484</b> 21 264,7		1'33.197 5 264,7										
13	<b>32 D. BAYLISS</b> Ducati Panigale V2	AUS	<b>1'32.539</b> 40 269,3		1'34.564 15 265,4		<b>1'32.539</b> 19 <b>269,3</b>		1'33.686 6 268,0										
14	<b>69 T. BOOTH-AMOS</b> Triumph Street Triple RS 765	GBR	<b>1'32.549</b> 33 268,7		1'33.384 14 <b>268,7</b>		<b>1'32.549</b> 13 264,7		1'32.619 6 264,7										
15	<b>28 G. VAN STRAALLEN</b> Yamaha YZF R6	NED	<b>1'32.603</b> 39 264,1		1'34.210 13 262,1		<b>1'32.603</b> 21 <b>264,1</b>		1'33.039 5 263,4										
16	<b>40 S. CORSI</b> Ducati Panigale V2	ITA	<b>1'32.604</b> 36 265,4		1'33.628 11 262,1		<b>1'32.604</b> 19 <b>265,4</b>		1'33.810 6 <b>265,4</b>										
17	<b>27 K. TOBA</b> Honda CBR600RR	JPN	<b>1'32.642</b> 31 267,3		1'34.226 14 262,8		<b>1'32.642</b> 12 <b>267,3</b>		1'34.139 5 <b>267,3</b>										
18	<b>54 B. SOFUOGLU</b> MV Agusta F3 800 RR	TUR	<b>1'32.679</b> 39 266,0		1'33.448 14 265,4		1'32.698 19 265,4		<b>1'32.679</b> 6 <b>266,0</b>										
19	<b>66 N. TUULI</b> Ducati Panigale V2	FIN	<b>1'32.836</b> 35 264,1		1'33.040 13 262,8		<b>1'32.836</b> 18 <b>264,1</b>		1'33.918 4 <b>264,1</b>										
20	<b>71 T. EDWARDS</b> Ducati Panigale V2	AUS	<b>1'32.907</b> 36 269,3		1'34.180 15 263,4		<b>1'32.907</b> 15 266,7		1'33.366 6 <b>269,3</b>										
21	<b>5 N. ANTONELLI</b> Ducati Panigale V2	ITA	<b>1'32.967</b> 25 264,7		1'33.192 20 264,1		259,6		<b>1'32.967</b> 5 <b>264,7</b>										
22	<b>77 M. PONS</b> Yamaha YZF R6	ESP	<b>1'33.156</b> 45 264,7		1'35.326 17 259,0		<b>1'33.156</b> 22 <b>264,7</b>		1'34.023 6 261,5										
23	<b>3 R. DE ROSA</b> QJMOTOR SRK 800 RR	ITA	<b>1'33.252</b> 42 262,1		1'34.283 20 <b>262,1</b>		<b>1'33.252</b> 18 260,9		1'35.292 4 257,8										
24	<b>51 A. SARMOON</b> Yamaha YZF R6	THA	<b>1'33.336</b> 38 270,0		1'34.272 18 264,1		<b>1'33.336</b> 14 268,0		1'34.101 6 <b>270,0</b>										
25	<b>74 P. BIESIEKIRSKI</b> Ducati Panigale V2	POL	<b>1'33.349</b> 39 266,7		1'34.327 19 264,7		<b>1'33.349</b> 14 264,7		1'34.140 6 <b>266,7</b>										

21/09/2024

These data/results cannot be reproduced, stored and/or transmitted in whole or in part by any manner of electronic, mechanical, photocopying, recording, broadcasting or otherwise now known or herein after developed without the previous express consent by the copyright owner, except for reproduction in daily press and regular printed publications on sale to the public within 60 days of the event related to those data/results and always provided that copyright symbol appears together as follows below.

© DORNA WSBK ORGANIZATION Srl 2024



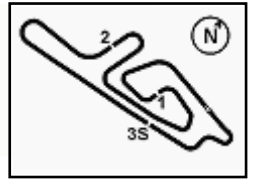

**Acerbis Italian Round, 20-22 September 2024**  
**Best Laps & Speeds**

No.	Rider	Nat	Best Lap		FP		SP		WUP1							
			LL	SPD	LL	SPD	LL	SPD	LL	SPD						
26	<b>48 L. DALLA PORTA</b> Yamaha YZF R6	ITA	<b>1'33.359</b> 39	266,0	1'34.609 17	<b>266,0</b>	1'33.359 16	264,1	1'34.392 6	263,4						
27	<b>10 K. CALIA</b> Triumph Street Triple RS 765	ITA	<b>1'33.391</b> 39	266,7	1'35.450 13	262,8	<b>1'33.391</b> 20	263,4	1'34.309 6	<b>266,7</b>						
28	<b>80 A. DIAZ</b> Yamaha YZF R6	ESP	<b>1'33.429</b> 43	268,7	1'35.471 18	260,9	<b>1'33.429</b> 19	264,7	1'33.481 6	<b>268,7</b>						
29	<b>22 F. FULIGNI</b> Ducati Panigale V2	ITA	<b>1'33.454</b> 41	266,0	1'33.907 16	<b>266,0</b>	<b>1'33.454</b> 19	265,4	1'34.144 6	<b>266,0</b>						
30	<b>68 L. POWER</b> MV Agusta F3 800 RR	AUS	<b>1'33.583</b> 26	263,4	1'34.552 15	261,5	<b>1'33.583</b> 5	<b>263,4</b>	1'34.237 6	<b>263,4</b>						
31	<b>52 B. GOMEZ RUS</b> Kawasaki ZX-6R	ESP	<b>1'33.616</b> 41	271,4	1'35.364 16	267,3	1'34.161 19	268,0	<b>1'33.616</b> 6	<b>271,4</b>						
32	<b>89 K. BIN PAWI</b> Honda CBR600RR	MAS	<b>1'33.842</b> 37	267,3	1'35.307 15	262,1	<b>1'33.842</b> 16	262,8	1'34.215 6	<b>267,3</b>						

21/09/2024

These data/results cannot be reproduced, stored and/or transmitted in whole or in part by any manner of electronic, mechanical, photocopying, recording, broadcasting or otherwise now known or herein after developed without the previous express consent by the copyright owner, except for reproduction in daily press and regular printed publications on sale to the public within 60 days of the event related to those data/results and always provided that copyright symbol appears together as follows below.

© DORNA WSBK ORGANIZATION Srl 2024

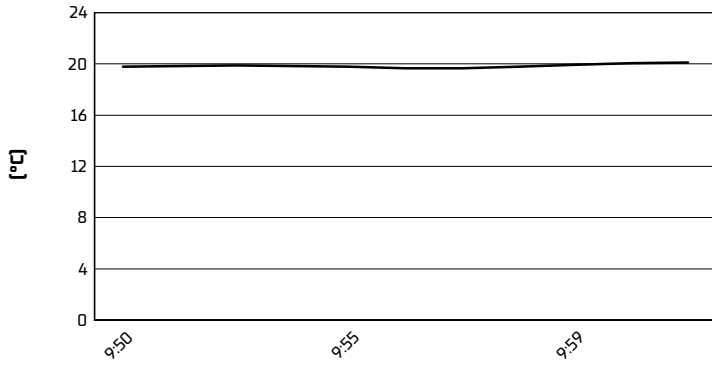


Cremona Circuit 3.768 m

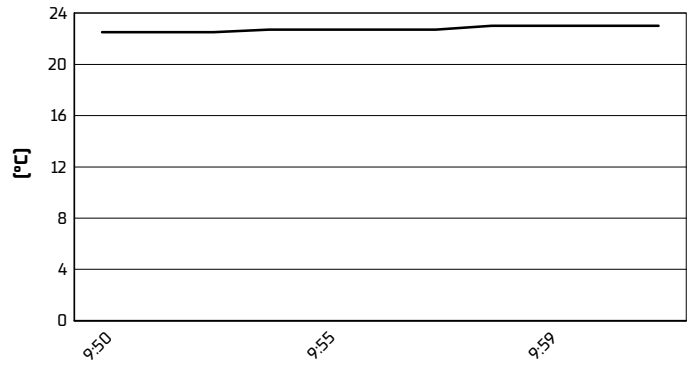
**Acerbis Italian Round, 20-22 September 2024**  
**Weather Report Warm Up 1**

Session started 09:50 - Session ended 10:03

**Air Temperature**



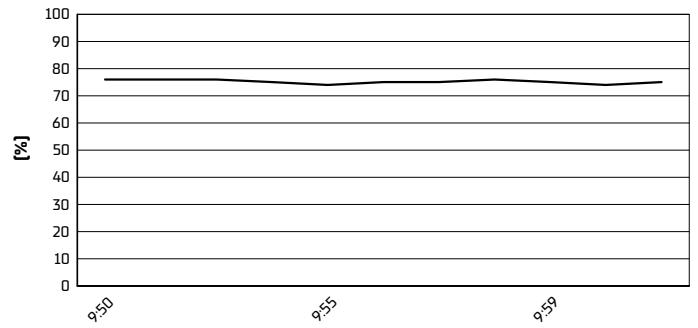
**Track Temperature**




**Air Pressure**



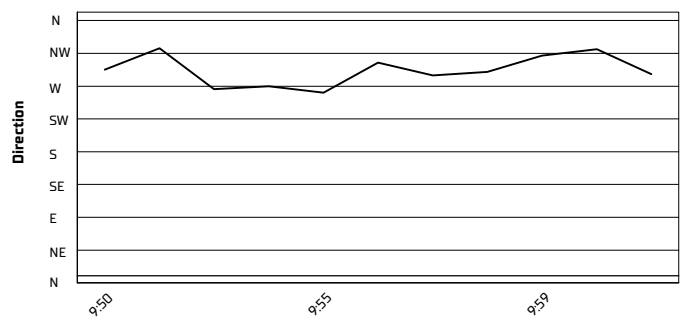
**Humidity**



**Wind Speed**



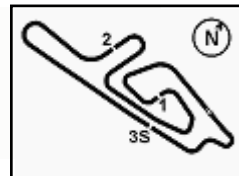
**Wind Direction**



21/09/2024

These data/results cannot be reproduced, stored and/or transmitted in whole or in part by any manner of electronic, mechanical, photocopying, recording, broadcasting or otherwise now known or herein after developed without the previous express consent by the copyright owner, except for reproduction in daily press and regular printed publications on sale to the public within 60 days of the event related to those data/results and always provided that copyright symbol appears together as follows below.

© DORNA WSBK ORGANIZATION Srl 2024



**Acerbis Italian Round, 20-22 September 2024**  
**Starting Grid - Race 1 (20 Laps x 3,768 km = 75,360 km)**

Cremona Circuit 3.768 m

3	<b>55 MONTELLA Y.</b> Ducati 1'31.808	2	<b>62 MANZI S.</b> Yamaha 1'31.776	1	<b>99 HUERTAS A.</b> Ducati 1'31.478	1
6	<b>23 SCHROETTER M.</b> MV Agusta 1'32.152	5	<b>17 MCPHEE J.</b> Triumph 1'32.090	4	<b>64 CARICASULO F.</b> MV Agusta 1'31.871	2
9	<b>53 DEBISE V.</b> Yamaha 1'32.439	8	<b>61 ONCU C.</b> Kawasaki 1'32.403	7	<b>94 MAHIAS L.</b> Yamaha 1'32.401	3
12	<b>50 VOSTATEK O.</b> Triumph 1'32.484	11	<b>13 OTTAVIANI L.</b> MV 1'32.469	10	<b>9 NAVARRO J.</b> Ducati 1'32.448	4
15	<b>28 VAN STRAALLEN G.</b> Yamaha 1'32.603	14	<b>69 BOOTH-AMOS T.</b> Triumph 1'32.549	13	<b>32 BAYLISS O.</b> Ducati 1'32.539	5
18	<b>54 SOFUOGLU B.</b> MV Agusta 1'32.698	17	<b>27 TOBA K.</b> Honda 1'32.642	16	<b>40 CORSI S.</b> Ducati 1'32.604	6
21	<b>77 PONS M.</b> Yamaha 1'33.156	20	<b>71 EDWARDS T.</b> Ducati 1'32.907	19	<b>66 TUULI N.</b> Ducati 1'32.836	7
24	<b>74 BIESIEKIRSKI P.</b> Ducati 1'33.349	23	<b>51 SARMOON A.</b> Yamaha 1'33.336	22	<b>3 DE ROSA R.</b> QJMOTOR 1'33.252	8
27	<b>80 DIAZ A.</b> Yamaha 1'33.429	26	<b>10 CALIA K.</b> Triumph 1'33.391	25	<b>48 DALLA PORTA L.</b> Yamaha 1'33.359	9
30	<b>89 BIN PAWI K.</b> Honda 1'33.842	29	<b>68 POWER L.</b> MV Agusta 1'33.583	28	<b>22 FULIGNI F.</b> Ducati 1'33.454	10
		32	<b>5 ANTONELLI N.</b> Ducati	31	<b>52 GOMEZ RUS B.</b> Kawasaki 1'34.161	11

N.53 (Debise V.) has been penalized with a Long Lap Penalty - Irresponsible riding on Magny-Cours Race 2  
N.5 (Antonelli N.) is allowed to start the race according to Art. 115.6 (FPs)

21/09/2024 The Race Director .....

\* = Penalized

These data/results cannot be reproduced, stored and/or transmitted in whole or in part by any manner of electronic, mechanical, photocopying, recording, broadcasting or otherwise now known or herein after developed without the previous express consent by the copyright owner, except for reproduction in daily press and regular printed publications on sale to the public within 60 days of the event related to those data/results and always provided that copyright symbol appears together as follows below. © DORNA WSBK ORGANIZATION Srl 2024