

Cremona Circuit 3.768 m

Acerbis Italian Round, 20-22 September 2024 Results Race 1 - Red Flag

Laps 6 = 23,282 Km - Time of Race 10'32.663 - Avg. 132,480 km/h

1 / 2

Pos	Grid	No. Rider	Nat	Team	Bike	LL	Int.	Gap	Rel.	Fastest Lap	Speed	Qualifying	Speed
1	3	22 A. CARRASCO	ESP	Evan Bros Racing Yamaha Team	Yamaha YZF-R7	6	11			1'41.678	209,3	1'41.389	214,7
2	1	6 M. HERRERA	ESP	Klint Forward Factory Team	Yamaha YZF-R7	6	11	0.128	0.128	1'41.521	208,1	1'41.152	210,9
3	4	64 S. SANCHEZ	ESP	511 Terra&Vita Racing Team	Yamaha YZF-R7	6	11	0.376	0.248	1'41.534	213,4	1'42.105	206,9
4	2	96 R. PONZIANI	ITA	Yamaha Motoxrcing WCR Team	Yamaha YZF-R7	6	11	0.684	0.308	1'41.668	213,9	1'41.253	214,7
5	7	8 T. RELPH	AUS	TAYCO Motorsport	Yamaha YZF-R7	6	11	7.002	6.318	1'42.586	216,0	1'43.629	212,2
6	5	36 B. NEILA	ESP	Ampito / Pata Prometeon Yamaha	Yamaha YZF-R7	6	11	7.641	0.639	1'42.814	209,7	1'43.014	210,5
7	6	46 P. RUIZ	ESP	PS Racing Team 46+1	Yamaha YZF-R7	6	11	8.001	0.360	1'42.489	211,4	1'43.216	208,5
8	8	50 A. LEWIS	NZL	Carl Cox Motor Sports	Yamaha YZF-R7	6	11	10.113	2.112	1'42.938	210,5	1'43.980	206,5
9	14	14 M. DOBBS	USA	Sekhmet Motorcycle Racing Team	Yamaha YZF-R7	6	11	10.614	0.501	1'42.914	215,6	1'44.593	210,1
10	11	83 A. MADRIGAL	MEX	ITALIKA Racing FIMLA	Yamaha YZF-R7	6	FL	1 Sector	1 Sector	1'43.332	211,4	1'44.509	207,3
11	9	52 J. HOWDEN	RSA	Team Trasimeno	Yamaha YZF-R7	6	FL	1 Sector	0.202	1'43.456	211,8	1'44.101	210,9
12	12	4 E. BONDI	FRA	YART Zelos Black Knights Team	Yamaha YZF-R7	6	FL	1 Sector	8.071	1'44.560	211,4	1'44.510	212,6
13	15	28 O. ONGARO	FRA	Ongaro Racing Team	Yamaha YZF-R7	6	FL	1 Sector	0.125	1'44.914	209,7	1'45.033	209,7
14	18	33 C. LIU	TPE	WT Racing Team Taiwan	Yamaha YZF-R7	6	FL	1 Sector	0.149	1'44.326	209,7	1'45.980	208,1
15	13	19 A. DUREDNIKOVA	CZE	DaFitMotoracing by Smrz	Yamaha YZF-R7	6	FL	1 Sector	0.400	1'44.100	216,4	1'44.554	205,7
16	10	16 L. MICHEL	GER	TSL-Racing	Yamaha YZF-R7	6	FL	1 Sector	0.223	1'44.343	214,7	1'44.489	210,1
17	19	10 R. YOCHAY	ISR	511 Terra&Vita Racing Team	Yamaha YZF-R7	6	FL	1 Sector	0.226	1'44.247	214,3	1'46.218	208,5
18	20	77 A. SIBAJA	ESP	Deza - Box 77 Racing Team	Yamaha YZF-R7	6	FL	1 Sector	2.708	1'44.755	211,4	1'46.469	206,9
19	21	44 L. HIRANO	JPN	Team Luna	Yamaha YZF-R7	6	FL	1 Sector	0.548	1'45.236	213,0	1'46.985	204,5
20	22	25 I. BRAMATO	ITA	Team Roc'n'dea - De Angelis Team	Yamaha YZF-R7	5	I3	1 Lap	1 Lap	1'45.770	213,4	1'47.242	206,5
-----Not Classified-----													
NC	23	34 A. WHITMORE	GBR	Sekhmet Motorcycle Racing Team	Yamaha YZF-R7	5				1'47.534	207,7	1'48.960	203,0
RET	16	35 L. KEMMER	AUT	Berti K. Racing Team	Yamaha YZF-R7	5				1'44.307	210,1	1'45.062	203,8
RET	17	15 S. VARON	COL	ITALIKA Racing FIMLA	Yamaha YZF-R7	0						1'45.601	207,7

AIR	Humidity:	57%	Temp:	23°C
TRACK	Condition:	Dry	Temp:	32°C

Records	Pole [SP]	2024	M.Herrera	1'41.152	134,103 Km/h
	All Times [WUP1]	2024	M.Herrera	1'41.023	134,274 Km/h
Race Fastest Lap	[New Record]	Lap 5	M.Herrera	1'41.521	133,616 Km/h

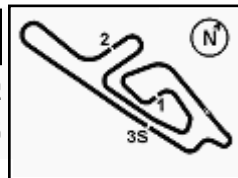
LAP LEADERS				
No. Rider	From	To	Laps	Total
22 A. CARRASCO	1	6	6	0

TOTAL LEADER LAPS	
No. Rider	Laps
6 M. HERRERA	40
22 A. CARRASCO	19

Start 21/09/2024 12:45 End 12:59 The results are provisional until the end of the time limit for protests and appeals and the completion of the technical checks.

These data/results cannot be reproduced, stored and/or transmitted in whole or in part by any manner of electronic, mechanical, photocopying, recording, broadcasting or otherwise now known or herein after developed without the previous express consent by the copyright owner, except for reproduction in daily press and regular printed publications on sale to the public within 60 days of the event related to those data/results and always provided that copyright symbol appears together as follows below.

© DORNA WSBK ORGANIZATION Srl 2024



Acerbis Italian Round, 20-22 September 2024
Results Race 1 - Red Flag

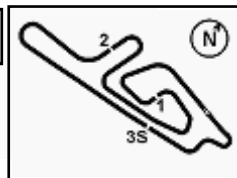
Race Highlights

Time	No. Rider	Description
12.42.50		Warm Up Lap Started
12.45.37		Start of Session
12.46.00	15 S. VARDON	#15 Crashed - Turn 2
12.47.01	15 S. VARDON	#15 Not Actively Competing
12.49.21	52 J. HOWDEN	#52 2X Long Lap Penalty - Jump Start
12.49.53	46 P. RUIZ	#46 Lap Time Cancelled [1'42.882] - Exceeded Track Limits - Turn
12.55.01	35 L. KEMMER	#35 Crashed - Turn 4
12.55.39	35 L. KEMMER	#35 Not Actively Competing
12.55.45	34 A. WHITMORE	#34 Crashed - Turn 7
12.56.17		RED FLAG
12.58.13	34 A. WHITMORE	#34 Medical Centre
12.59.13		End of Session

21/09/2024 Start End The results are provisional until the end of the time limit for protests and appeals and the completion of the technical checks.

These data/results cannot be reproduced, stored and/or transmitted in whole or in part by any manner of electronic, mechanical, photocopying, recording, broadcasting or otherwise now known or herein after developed without the previous express consent by the copyright owner, except for reproduction in daily press and regular printed publications on sale to the public within 60 days of the event related to those data/results and always provided that copyright symbol appears together as follows below.

© DORNA WSBK ORGANIZATION Srl 2024



Acerbis Italian Round, 20-22 September 2024
Best Sectors & Speed Race 1 - Red Flag

Cremona Circuit 3.768 m

RESULTS			LL	Int.
1	83	A. MADRIGAL	6	FL
2	52	J. HOWDEN	6	FL
3	4	E. BONDI	6	FL
4	28	D. ONGARO	6	FL
5	33	C. LIU	6	FL
6	19	A. OUREDNIKOVA	6	FL
7	16	L. MICHEL	6	FL
8	10	R. YOCHAY	6	FL
9	77	A. SIBAJA	6	FL
10	44	L. HIRANO	6	FL
11	22	A. CARRASCO	6	II
12	6	M. HERRERA	6	II
13	64	S. SANCHEZ	6	II
14	96	R. PONZIANI	6	II
15	8	T. RELPH	6	II
16	36	B. NEILA	6	II
17	46	P. RUIZ	6	II
18	50	A. LEWIS	6	II
19	14	M. DOBBS	6	II
20	25	I. BRAMATO	5	I3
NC	34	A. WHITMORE	5	
RET	35	L. KEMMER	5	
RET	15	S. VARON	5	

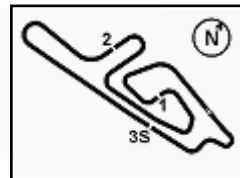
SPEED			
1	19	A. OUREDNIKOVA	216,4
2	8	T. RELPH	216,0
3	14	M. DOBBS	215,6
4	16	L. MICHEL	214,7
5	10	R. YOCHAY	214,3
6	96	R. PONZIANI	213,9
7	25	I. BRAMATO	213,4
8	64	S. SANCHEZ	213,4
9	44	L. HIRANO	213,0
10	52	J. HOWDEN	211,8
11	4	E. BONDI	211,4
12	77	A. SIBAJA	211,4
13	46	P. RUIZ	211,4
14	83	A. MADRIGAL	211,4
15	50	A. LEWIS	210,5
16	35	L. KEMMER	210,1
17	36	B. NEILA	209,7
18	28	D. ONGARO	209,7
19	33	C. LIU	209,7
20	22	A. CARRASCO	209,3
21	6	M. HERRERA	208,1
22	34	A. WHITMORE	207,7

SEG. 1		SEG. 2		SEG. 3		SEG. 4		
1	6 M. HERRERA	18.240	1	96 R. PONZIANI	28.155	1	22 A. CARRASCO	18.828
2	64 S. SANCHEZ	18.396	2	64 S. SANCHEZ	28.244	2	6 M. HERRERA	18.897
3	22 A. CARRASCO	18.407	3	6 M. HERRERA	28.269	3	36 B. NEILA	19.028
4	96 R. PONZIANI	18.499	4	22 A. CARRASCO	28.308	4	64 S. SANCHEZ	19.071
5	46 P. RUIZ	18.545	5	8 T. RELPH	28.311	5	8 T. RELPH	19.141
6	36 B. NEILA	18.629	6	46 P. RUIZ	28.317	6	96 R. PONZIANI	19.206
7	14 M. DOBBS	18.648	7	36 B. NEILA	28.349	7	50 A. LEWIS	19.221
8	50 A. LEWIS	18.742	8	14 M. DOBBS	28.398	8	46 P. RUIZ	19.261
9	8 T. RELPH	18.762	9	50 A. LEWIS	28.510	9	83 A. MADRIGAL	19.365
10	4 E. BONDI	18.883	10	52 J. HOWDEN	28.551	10	14 M. DOBBS	19.400
11	35 L. KEMMER	18.940	11	83 A. MADRIGAL	28.573	11	52 J. HOWDEN	19.445
12	83 A. MADRIGAL	18.953	12	19 A. OUREDNIKOVA	28.633	12	4 E. BONDI	19.472
13	10 R. YOCHAY	18.985	13	33 C. LIU	28.639	13	28 D. ONGARO	19.484
14	52 J. HOWDEN	18.996	14	35 L. KEMMER	28.706	14	10 R. YOCHAY	19.506
15	16 L. MICHEL	19.075	15	16 L. MICHEL	28.726	15	77 A. SIBAJA	19.621
16	33 C. LIU	19.081	16	28 D. ONGARO	28.736	16	35 L. KEMMER	19.662
17	19 A. OUREDNIKOVA	19.096	17	10 R. YOCHAY	28.746	17	33 C. LIU	19.761
18	28 D. ONGARO	19.114	18	4 E. BONDI	28.817	18	16 L. MICHEL	19.774
19	77 A. SIBAJA	19.121	19	77 A. SIBAJA	28.968	19	25 I. BRAMATO	19.812
20	44 L. HIRANO	19.147	20	44 L. HIRANO	28.987	20	44 L. HIRANO	19.815
21	25 I. BRAMATO	19.285	21	25 I. BRAMATO	29.362	21	19 A. OUREDNIKOVA	19.850
22	34 A. WHITMORE	19.605	22	34 A. WHITMORE	29.445	22	34 A. WHITMORE	20.201

21/09/2024

These data/results cannot be reproduced, stored and/or transmitted in whole or in part by any manner of electronic, mechanical, photocopying, recording, broadcasting or otherwise now known or herein after developed without the previous express consent by the copyright owner, except for reproduction in daily press and regular printed publications on sale to the public within 60 days of the event related to those data/results and always provided that copyright symbol appears together as follows below.

© DORNA WSBK ORGANIZATION Srl 2024



Cremona Circuit 3.768 m

**Acerbis Italian Round, 20-22 September 2024
Lap Chart Race 1 - Red Flag**

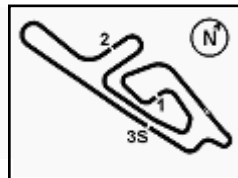
	Lap					
	1	2	3	4	5	6
1	22	22	22	22	22	22
2	6	6	6	64	6	6
3	64	64	64	6	64	64
4	96	96	96	96	96	96
5	36	36	36	8	8	8
6	8	8	8	36	36	36
7	46	46	46	46	46	46
8	52	52	50	50	50	50
9	83	50	14	14	14	14
10	50	14	52	52	52	83
11	14	83	83	83	83	52
12	28	4	4	4	28	4
13	4	28	28	28	4	28
14	35	35	35	35	19	33
15	33	33	19	19	33	19
16	19	19	33	33	35	16
17	16	16	16	16	16	10
18	44	10	10	10	10	77
19	10	44	44	77	77	44
20	77	77	77	44	44	
21	34	25	25	25	25	
22	25	34	34	34	34	

21/09/2024

These data/results cannot be reproduced, stored and/or transmitted in whole or in part by any manner of electronic, mechanical, photocopying, recording, broadcasting or otherwise now known or herein after developed without the previous express consent by the copyright owner, except for reproduction in daily press and regular printed publications on sale to the public within 60 days of the event related to those data/results and always provided that copyright symbol appears together as follows below.

© DORNA WSBK ORGANIZATION Srl 2024





Cremona Circuit 3.768 m

Acerbis Italian Round, 20-22 September 2024
Lap Chart Race 1 - Red Flag

Lap 1

1	22	A.Carrasco	1'44.348
2	6	M.Herrera	0.340
3	64	S.Sanchez	1.134
4	96	R.Ponziani	1.259
5	36	B.Neila	1.806
6	8	T.Relph	2.796
7	46	P.Ruiz	2.981
8	52	J.Howden	3.243
9	83	A.Madrigal	3.796
10	50	A.Lewis	3.916
11	14	M.Dobbs	4.213
12	28	O.Ongaro	4.858
13	4	E.Bondi	5.309
14	35	L.Kemmer	6.664
15	33	C.Liu	6.870
16	19	A.Ourednickova	7.047
17	16	L.Michel	7.194
18	44	L.Hirano	7.541
19	10	R.Yochay	7.760
20	77	A.Sibaja	8.089
21	34	A.Whitmore	8.936
22	25	I.Bramato	9.147

Lap 4

1	22	A.Carrasco	6'50.426
2	64	S.Sanchez	0.364
3	6	M.Herrera	0.509
4	96	R.Ponziani	0.663
5	8	T.Relph	4.764
6	36	B.Neila	5.021
7	46	P.Ruiz	5.310
8	50	A.Lewis	7.063
9	14	M.Dobbs	7.340
10	52	J.Howden	8.522
11	83	A.Madrigal	8.861
12	4	E.Bondi	13.676
13	28	O.Ongaro	14.003
14	35	L.Kemmer	14.292
15	19	A.Ourednickova	14.564
16	33	C.Liu	14.962
17	16	L.Michel	15.193
18	10	R.Yochay	16.152
19	77	A.Sibaja	17.372
20	44	L.Hirano	17.781
21	25	I.Bramato	21.301
22	34	A.Whitmore	26.941

Lap 2

1	22	A.Carrasco	3'26.300
2	6	M.Herrera	0.184
3	64	S.Sanchez	0.954
4	96	R.Ponziani	1.117
5	36	B.Neila	2.668
6	8	T.Relph	3.430
7	46	P.Ruiz	3.911
8	52	J.Howden	4.747
9	50	A.Lewis	4.902
10	14	M.Dobbs	5.634
11	83	A.Madrigal	5.908
12	4	E.Bondi	7.917
13	28	O.Ongaro	8.224
14	35	L.Kemmer	9.597
15	33	C.Liu	9.838
16	19	A.Ourednickova	10.159
17	16	L.Michel	10.396
18	10	R.Yochay	10.783
19	44	L.Hirano	11.129
20	77	A.Sibaja	11.638
21	25	I.Bramato	13.524
22	34	A.Whitmore	14.987

Lap 5

1	22	A.Carrasco	8'32.208
2	6	M.Herrera	0.248
3	64	S.Sanchez	0.507
4	96	R.Ponziani	0.648
5	8	T.Relph	5.857
6	36	B.Neila	6.064
7	46	P.Ruiz	6.273
8	50	A.Lewis	8.439
9	14	M.Dobbs	8.690
10	52	J.Howden	10.491
11	83	A.Madrigal	10.803
12	28	O.Ongaro	17.180
13	4	E.Bondi	17.570
14	19	A.Ourednickova	17.659
15	33	C.Liu	17.881
16	35	L.Kemmer	18.263
17	16	L.Michel	18.424
18	10	R.Yochay	18.693
19	77	A.Sibaja	21.093
20	44	L.Hirano	21.367
21	25	I.Bramato	25.610
22	34	A.Whitmore	34.061

Lap 3

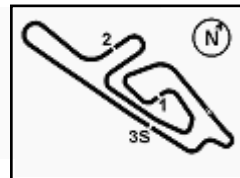
1	22	A.Carrasco	5'08.410
2	6	M.Herrera	0.209
3	64	S.Sanchez	0.846
4	96	R.Ponziani	1.011
5	36	B.Neila	3.503
6	8	T.Relph	4.060
7	46	P.Ruiz	4.290
8	50	A.Lewis	5.944
9	14	M.Dobbs	6.438
10	52	J.Howden	6.612
11	83	A.Madrigal	7.130
12	4	E.Bondi	10.620
13	28	O.Ongaro	11.105
14	35	L.Kemmer	12.001
15	19	A.Ourednickova	12.480
16	33	C.Liu	12.652
17	16	L.Michel	12.866
18	10	R.Yochay	13.921
19	44	L.Hirano	14.255
20	77	A.Sibaja	14.633
21	25	I.Bramato	17.184
22	34	A.Whitmore	20.411

Lap 6

1	22	A.Carrasco	10'13.886
2	6	M.Herrera	0.172
3	64	S.Sanchez	0.679
4	96	R.Ponziani	0.783
5	8	T.Relph	7.005
6	36	B.Neila	7.598
7	46	P.Ruiz	7.816
8	50	A.Lewis	10.148
9	14	M.Dobbs	10.661
10	83	A.Madrigal	12.600
11	52	J.Howden	12.802
12	4	E.Bondi	20.873
13	28	O.Ongaro	20.998
14	33	C.Liu	21.147
15	19	A.Ourednickova	21.547
16	16	L.Michel	21.770
17	10	R.Yochay	21.996
18	77	A.Sibaja	24.704
19	44	L.Hirano	25.252

21/09/2024
These data/results cannot be reproduced, stored and/or transmitted in whole or in part by any manner of electronic, mechanical, photocopying, recording, broadcasting or otherwise now known or herein after developed without the previous express consent by the copyright owner, except for reproduction in daily press and regular printed publications on sale to the public within 60 days of the event related to those data/results and always provided that copyright symbol appears together as follows below.
© DORNA WSBK ORGANIZATION Srl 2024





Cremona Circuit 3.768 m

Acerbis Italian Round, 20-22 September 2024
Lap Chart Race 1 - Red Flag

3 / 3

Race Pace Comparison

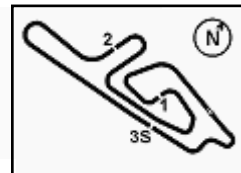
	22 Car	6 Her	64 San	96 Pon	83 Mad	52 How	4 Bon	28 Ong	33 Liu	19 Our	16 Mic	10 Yoc	77 Sib	44 Hir
1	1'44.348	1'44.688	1'45.482	1'45.607	1'48.144	1'47.591	1'49.657	1'49.206	1'51.218	1'51.395	1'51.542	1'52.108	1'52.437	1'51.889
2	1'41.952	1'41.796	1'41.772	1'41.810	1'44.064	1'43.456	1'44.560	1'45.318	1'44.920	1'45.064	1'45.154	1'44.975	1'45.501	1'45.540
3	1'42.110	1'42.135	1'42.002	1'42.004	1'43.332	1'43.975	1'44.813	1'44.991	1'44.924	1'44.431	1'44.580	1'45.248	1'45.105	1'45.236
4	1'42.016	1'42.316	1'41.534	1'41.668	1'43.747	1'43.926	1'45.072	1'44.914	1'44.326	1'44.100	1'44.343	1'44.247	1'44.755	1'45.542
5	1'41.782	1'41.521	1'41.925	1'41.767	1'43.724	1'43.751	1'45.676	1'44.959	1'44.701	1'44.877	1'45.013	1'44.323	1'45.503	1'45.368
6	1'41.678	1'41.602	1'41.850	1'41.813	1'43.475	1'43.989	1'44.981	1'45.496	1'44.944	1'45.566	1'45.024	1'44.981	1'45.289	1'45.563

	8 Rei	36 Nei	46 Rui	50 Lew	14 Dob	25 Bra	34 Whi	35 Kem
1	1'47.144	1'46.154	1'47.329	1'48.264	1'48.561	1'53.495	1'53.284	1'51.012
2	1'42.586	1'42.814	1'42.882	1'42.938	1'43.373	1'46.329	1'48.003	1'44.885
3	1'42.740	1'42.945	1'42.489	1'43.152	1'42.914	1'45.770	1'47.534	1'44.514
4	1'42.720	1'43.534	1'43.036	1'43.135	1'42.918	1'46.133	1'48.546	1'44.307
5	1'42.875	1'42.825	1'42.745	1'43.158	1'43.132	1'46.091	1'48.902	1'45.753
6	1'42.826	1'43.212	1'43.221	1'43.387	1'43.649			

21/09/2024

These data/results cannot be reproduced, stored and/or transmitted in whole or in part by any manner of electronic, mechanical, photocopying, recording, broadcasting or otherwise now known or herein after developed without the previous express consent by the copyright owner, except for reproduction in daily press and regular printed publications on sale to the public within 60 days of the event related to those data/results and always provided that copyright symbol appears together as follows below.

© DORNA WSBK ORGANIZATION Srl 2024



Acerbis Italian Round, 20-22 September 2024

Chronological Analysis Race 1 - Red Flag

Start at 12:45'32.865

1° 22 A. CARRASCO [1'41.678]								7° 46 P. RUIZ [1'42.489]							
Lap	Seg1	Seg2	Seg3	Seg4	Lap Time	km/h	Local Time	Lap	Seg1	Seg2	Seg3	Seg4	Lap Time	km/h	Local Time
1		35.939	28.244	18.955	1'44.348	209,3	12:47'17.213	1		36.557	28.680	19.595	1'47.329	208,1	12:47'20.194
2	18.563	35.848	28.475	19.066	1'41.952	206,9	12:48'59.165	2	18.728	36.297	28.755	19.102	1'42.882C	207,3	12:49'03.076
3	18.629	36.098	28.503	18.880	1'42.110	205,7	12:50'41.275	3	18.648	36.041	28.539	19.261	1'42.489	208,5	12:50'45.565
4	18.600	35.857	28.583	18.976	1'42.016	204,2	12:52'23.291	4	18.644	36.395	28.628	19.369	1'43.036	207,7	12:52'28.601
5	18.450	35.883	28.519	18.930	1'41.782	203,8	12:54'05.073	5	18.545	36.176	28.510	19.514	1'42.745	211,4	12:54'11.346
6	18.407	35.959	28.484	18.828	1'41.678	205,3	12:55'46.751	6	18.775	36.167	28.784	19.495	1'43.221	209,7	12:55'54.567
7	18.777							7	18.962						

Last Passing Point I1 at 12:56'05.528

Last Passing Point I1 at 12:56'13.529

2° 6 M. HERRERA [1'41.521]								8° 50 A. LEWIS [1'42.938]							
Lap	Seg1	Seg2	Seg3	Seg4	Lap Time	km/h	Local Time	Lap	Seg1	Seg2	Seg3	Seg4	Lap Time	km/h	Local Time
1		36.037	28.641	19.305	1'44.688	203,8	12:47'17.553	1		36.673	28.398	19.870	1'48.264	210,5	12:47'21.129
2	18.240	36.002	28.375	19.179	1'41.796	206,5	12:48'59.349	2	19.070	36.133	28.467	19.268	1'42.938	210,1	12:49'04.067
3	18.546	36.173	28.388	19.028	1'42.135	204,2	12:50'41.484	3	19.090	36.179	28.662	19.221	1'43.152	204,5	12:50'47.219
4	18.524	35.872	28.580	19.340	1'42.316	208,1	12:52'23.800	4	18.818	36.085	28.927	19.305	1'43.135	203,4	12:52'30.354
5	18.411	35.832	28.311	18.967	1'41.521	203,4	12:54'05.321	5	18.785	36.199	28.871	19.303	1'43.158	203,0	12:54'13.512
6	18.307	35.710	28.688	18.897	1'41.602	204,5	12:55'46.923	6	19.060	36.080	28.925	19.322	1'43.387	202,2	12:55'56.899
7	18.733							7	18.742						

Last Passing Point I1 at 12:56'05.656

Last Passing Point I1 at 12:56'15.641

3° 64 S. SANCHEZ [1'41.534]								9° 14 M. DOBBS [1'42.914]							
Lap	Seg1	Seg2	Seg3	Seg4	Lap Time	km/h	Local Time	Lap	Seg1	Seg2	Seg3	Seg4	Lap Time	km/h	Local Time
1		36.385	28.293	19.098	1'45.482	212,6	12:47'18.347	1		36.840	28.492	19.760	1'48.561	211,8	12:47'21.426
2	18.556	35.701	28.392	19.123	1'41.772	207,7	12:49'00.119	2	19.015	36.410	28.548	19.400	1'43.373	213,9	12:49'04.799
3	18.504	35.681	28.746	19.071	1'42.002	204,9	12:50'42.121	3	18.820	36.336	28.308	19.450	1'42.914	215,6	12:50'47.713
4	18.475	35.628	28.269	19.162	1'41.534	213,4	12:52'23.655	4	18.648	36.080	28.574	19.616	1'42.918	205,7	12:52'30.631
5	18.405	35.786	28.500	19.234	1'41.925	201,5	12:54'05.580	5	18.727	36.292	28.689	19.424	1'43.132	207,7	12:54'13.763
6	18.396	35.729	28.495	19.230	1'41.850	213,0	12:55'47.434	6	18.972	36.405	28.637	19.635	1'43.649	205,7	12:55'57.412
7	18.474							7	18.730						

Last Passing Point I1 at 12:56'05.904

Last Passing Point I1 at 12:56'16.142

4° 96 R. PONZIANI [1'41.668]								10° 83 A. MADRIGAL [1'43.332]							
Lap	Seg1	Seg2	Seg3	Seg4	Lap Time	km/h	Local Time	Lap	Seg1	Seg2	Seg3	Seg4	Lap Time	km/h	Local Time
1		35.835	28.573	19.236	1'45.607	207,3	12:47'18.472	1		36.684	28.573	19.757	1'48.144	211,4	12:47'21.009
2	18.650	35.676	28.278	19.206	1'41.810	213,9	12:49'00.282	2	19.011	36.618	28.720	19.715	1'44.064	208,5	12:49'05.073
3	18.534	35.867	28.362	19.241	1'42.004	203,4	12:50'42.286	3	19.007	36.279	28.642	19.404	1'43.332	208,1	12:50'48.405
4	18.602	35.535	28.169	19.362	1'41.668	207,7	12:52'23.954	4	19.009	36.312	28.777	19.649	1'43.747	209,7	12:52'32.152
5	18.499	35.775	28.155	19.338	1'41.767	209,7	12:54'05.721	5	18.953	36.229	28.909	19.633	1'43.724	208,5	12:54'15.876
6	18.520	35.646	28.221	19.426	1'41.813	210,9	12:55'47.534	6	18.961	36.376	28.773	19.365	1'43.475	210,5	12:55'59.351
7	18.678							7							

Last Passing Point I1 at 12:56'06.212

Last Passing Point FL at 12:55'59.351

5° 8 T. RELPH [1'42.586]								11° 52 J. HOWDEN [1'43.456]							
Lap	Seg1	Seg2	Seg3	Seg4	Lap Time	km/h	Local Time	Lap	Seg1	Seg2	Seg3	Seg4	Lap Time	km/h	Local Time
1		36.503	28.349	19.375	1'47.144	216,0	12:47'20.009	1		36.830	28.317	19.716	1'47.591	211,8	12:47'20.456
2	18.762	36.164	28.435	19.225	1'42.586	210,1	12:49'02.595	2	18.996	36.450	28.565	19.445	1'43.456	210,1	12:49'03.912
3	18.833	36.020	28.427	19.460	1'42.740	213,0	12:50'45.335	3	19.521	36.288	28.494	19.672	1'43.975	210,5	12:50'47.887
4	18.802	36.296	28.373	19.249	1'42.720	207,3	12:52'28.055	4	19.258	36.211	28.894	19.563	1'43.926	207,3	12:52'31.813
5	18.799	36.030	28.701	19.345	1'42.875	205,3	12:54'10.930	5	19.100	36.175	28.933	19.543	1'43.751	204,9	12:54'15.564
6	18.766	36.084	28.835	19.141	1'42.826	203,4	12:55'53.756	6	19.064	36.334	28.984	19.607	1'43.989	204,5	12:55'59.553
7	18.774							7							

Last Passing Point I1 at 12:56'12.530

Last Passing Point FL at 12:55'59.553

6° 36 B. NEILA [1'42.814]								12° 4 E. BONDI [1'44.560]							
Lap	Seg1	Seg2	Seg3	Seg4	Lap Time	km/h	Local Time	Lap	Seg1	Seg2	Seg3	Seg4	Lap Time	km/h	Local Time
1		36.371	28.551	19.090	1'46.154	209,7	12:47'19.019	1		37.208	28.727	19.711	1'49.657	211,4	12:47'22.522
2	18.790	36.196	28.687	19.141	1'42.814	205,7	12:49'01.833	2	18.883	37.451	28.706	19.520	1'44.560	204,9	12:49'07.082
3	18.744	36.292	28.881	19.028	1'42.945	204,9	12:50'44.778	3	19.170	37.119	29.052	19.472	1'44.813	201,5	12:50'51.895
4	18.629	36.486	29.023	19.396	1'43.534	203,4	12:52'28.312	4	19.202	36.962	29.322	19.586	1'45.072	199,6	12:52'36.967
5	18.757	36.066	28.557	19.445	1'42.825	209,3	12:54'11.137	5	18.928	36.781	29.378	20.589	1'45.676	199,3	12:54'22.643
6	18.822	36.206	28.818	19.366	1'43.212	206,1	12:55'54.349	6	18.998	36.861	29.313	19.809	1'44.981	199,3	12:56'07.624
7	18.820							7							

Last Passing Point I1 at 12:56'13.169

Last Passing Point FL at 12:56'07.624

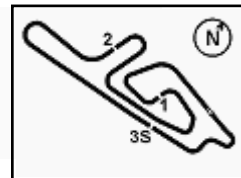
13° 28 D. ONGARO [1'44.914]								
Lap	Seg1	Seg2	Seg3	Seg4	Lap Time	km/h	Local Time	
1			37.216	28.817	19.484	1'49.206	209,7	12:47'22.071
2	19.178	37.144	29.193	19.803	1'45.318	203,4	12:49'07.389	

21/09/2024 P = Pits In/Out - C = Lap Time Cancelled

These data/results cannot be reproduced, stored and/or transmitted in whole or in part by any manner of electronic, mechanical, photocopying, recording, broadcasting or otherwise now known or herein after developed without the previous express consent by the copyright owner, except for reproduction in daily press and regular printed publications on sale to the public within 60 days of the event related to those data/results and always provided that copyright symbol appears together as follows below.

© DORNA WSBK ORGANIZATION Srl 2024





Cremona Circuit 3.768 m

**Acerbis Italian Round, 20-22 September 2024
Chronological Analysis Race 1 - Red Flag**

Start at 12:45'32.865

2 / 2

3	19.193	37.067	29.184	19.547	1'44.991	205,7	12:50'52.380	1		38.048	29.362	20.376	1'53.495	213,4	12:47'26.360
4	19.130	36.932	29.085	19.767	1'44.914	206,9	12:52'37.294	2	19.637	37.150	29.577	19.965	1'46.329	206,1	12:49'12.689
5	19.114	36.719	29.138	19.988	1'44.959	204,5	12:54'22.253	3	19.437	37.044	29.477	19.812	1'45.770	204,2	12:50'58.459
6	19.214	37.298	29.119	19.865	1'45.496	206,5	12:56'07.749	4	19.285	37.234	29.588	20.026	1'46.133	202,2	12:52'44.592
							Last Passing Point FL at 12:56'07.749	5	19.361	37.302	29.614	19.814	1'46.091	202,2	12:54'30.683
								6	19.287	37.415	29.629			201,5	

Last Passing Point I3 at 12:55'57.014

14° 33 C. LIU [1'44.326]

Lap	Seg.1	Seg.2	Seg.3	Seg.4	Lap Time	km/h	Local Time
1		37.488	29.315	20.090	1'51.218	209,7	12:47'24.083
2	19.337	36.803	28.923	19.857	1'44.920	207,3	12:49'09.003
3	19.198	36.704	28.890	20.132	1'44.924	207,7	12:50'53.927
4	19.185	36.425	28.913	19.803	1'44.326	206,5	12:52'38.253
5	19.081	36.648	28.746	20.226	1'44.701	209,3	12:54'22.954
6	19.239	36.891	29.053	19.761	1'44.944	206,9	12:56'07.898
							Last Passing Point FL at 12:56'07.898

15° 19 A. OUREDNIKOVA [1'44.100]

Lap	Seg.1	Seg.2	Seg.3	Seg.4	Lap Time	km/h	Local Time
1		37.532	29.176	20.165	1'51.395	216,4	12:47'24.260
2	19.341	36.930	28.773	20.020	1'45.064	212,2	12:49'09.324
3	19.104	36.718	28.639	19.970	1'44.431	211,8	12:50'53.755
4	19.096	36.296	28.858	19.850	1'44.100	210,9	12:52'37.855
5	19.216	36.541	28.965	20.155	1'44.877	208,1	12:54'22.732
6	19.244	37.001	29.132	20.189	1'45.566	208,1	12:56'08.298
							Last Passing Point FL at 12:56'08.298

Last Passing Point I1.1 at 12:55'16.084

16° 16 L. MICHEL [1'44.343]

Lap	Seg.1	Seg.2	Seg.3	Seg.4	Lap Time	km/h	Local Time
1		37.939	29.291	20.468	1'51.542	211,4	12:47'24.407
2	19.430	36.853	28.643	20.228	1'45.154	211,4	12:49'09.561
3	19.095	36.675	28.633	20.177	1'44.580	214,7	12:50'54.141
4	19.167	36.567	28.835	19.774	1'44.343	211,4	12:52'38.484
5	19.075	36.623	28.819	20.496	1'45.013	212,2	12:54'23.497
6	19.177	37.144	28.896	19.807	1'45.024	208,5	12:56'08.521
							Last Passing Point FL at 12:56'08.521

Last Passing Point I1 at 12:54'42.276

17° 10 R. YOCHAY [1'44.247]

Lap	Seg.1	Seg.2	Seg.3	Seg.4	Lap Time	km/h	Local Time
1		37.481	29.057	20.620	1'52.108	214,3	12:47'24.973
2	19.302	37.026	28.917	19.730	1'44.975	206,9	12:49'09.948
3	19.153	37.078	29.187	19.830	1'45.248	204,9	12:50'55.196
4	19.013	36.740	28.988	19.506	1'44.247	204,2	12:52'39.443
5	18.985	36.781	28.877	19.680	1'44.323	204,9	12:54'23.766
6	19.266	37.219	28.726	19.770	1'44.981	208,1	12:56'08.747
							Last Passing Point FL at 12:56'08.747

18° 77 A. SIBAJA [1'44.755]

Lap	Seg.1	Seg.2	Seg.3	Seg.4	Lap Time	km/h	Local Time
1		37.828	29.134	20.218	1'52.437	211,4	12:47'25.302
2	19.414	37.128	29.014	19.945	1'45.501	208,9	12:49'10.803
3	19.267	36.998	29.054	19.786	1'45.105	208,1	12:50'55.908
4	19.207	36.940	28.987	19.621	1'44.755	209,7	12:52'40.663
5	19.191	36.971	29.475	19.866	1'45.503	201,5	12:54'26.166
6	19.121	36.867	29.453	19.848	1'45.289	201,1	12:56'11.455
							Last Passing Point FL at 12:56'11.455

19° 44 L. HIRANO [1'45.236]

Lap	Seg.1	Seg.2	Seg.3	Seg.4	Lap Time	km/h	Local Time
1		37.545	29.294	20.296	1'51.889	213,0	12:47'24.754
2	19.259	37.112	29.156	20.013	1'45.540	205,3	12:49'10.294
3	19.388	37.065	28.968	19.815	1'45.236	206,5	12:50'55.530
4	19.165	37.146	29.141	20.090	1'45.542	203,8	12:52'41.072
5	19.251	36.977	29.232	19.908	1'45.368	201,9	12:54'26.440
6	19.147	37.190	29.244	19.982	1'45.563	202,6	12:56'12.003
							Last Passing Point FL at 12:56'12.003

20° 25 I. BRAMATO [1'45.770]

Lap	Seg.1	Seg.2	Seg.3	Seg.4	Lap Time	km/h	Local Time
-----	-------	-------	-------	-------	----------	------	------------

21/09/2024 P = Pits In/Out - C = Lap Time Cancelled

These data/results cannot be reproduced, stored and/or transmitted in whole or in part by any manner of electronic, mechanical, photocopying, recording, broadcasting or otherwise now known or herein after developed without the previous express consent by the copyright owner, except for reproduction in daily press and regular printed publications on sale to the public within 60 days of the event related to those data/results and always provided that copyright symbol appears together as follows below.

© DORNA WSBK ORGANIZATION Srl 2024



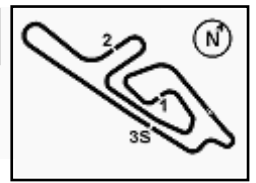
Acerbis Italian Round, 20-22 September 2024
Fastest Laps Race 1 - Red Flag

No.	Rider	Nat	Team	Bike	Lap	Time	Gap
1	6 M. HERRERA	ESP	Klint Forward Factory Team	Yamaha YZF-R7	5	1'41.521	
2	64 S. SANCHEZ	ESP	511 Terra&Vita Racing Team	Yamaha YZF-R7	4	1'41.534	0.013
3	96 R. PONZIANI	ITA	Yamaha Motoxracing WCR Team	Yamaha YZF-R7	4	1'41.668	0.147
4	22 A. CARRASCO	ESP	Evan Bros Racing Yamaha Team	Yamaha YZF-R7	6	1'41.678	0.157
5	46 P. RUIZ	ESP	PS Racing Team 46+1	Yamaha YZF-R7	3	1'42.489	0.968
6	8 T. RELPH	AUS	TAYCO Motorsport	Yamaha YZF-R7	2	1'42.586	1.065
7	36 B. NEILA	ESP	Ampito / Pata Prometeon Yamaha	Yamaha YZF-R7	2	1'42.814	1.293
8	14 M. DOBBS	USA	Sekhmet Motorcycle Racing Team	Yamaha YZF-R7	3	1'42.914	1.393
9	50 A. LEWIS	NZL	Carl Cox Motor Sports	Yamaha YZF-R7	2	1'42.938	1.417
10	83 A. MADRIGAL	MEX	ITALIKA Racing FIMLA	Yamaha YZF-R7	3	1'43.332	1.811
11	52 J. HOWDEN	RSA	Team Trasimeno	Yamaha YZF-R7	2	1'43.456	1.935
12	19 A. OUREDNICKOVA	CZE	DaFitMotoracing by Smrz	Yamaha YZF-R7	4	1'44.100	2.579
13	10 R. YOCHAY	ISR	511 Terra&Vita Racing Team	Yamaha YZF-R7	4	1'44.247	2.726
14	35 L. KEMMER	AUT	Berti K. Racing Team	Yamaha YZF-R7	4	1'44.307	2.786
15	33 C. LIU	TPE	WT Racing Team Taiwan	Yamaha YZF-R7	4	1'44.326	2.805
16	16 L. MICHEL	GER	TSL-Racing	Yamaha YZF-R7	4	1'44.343	2.822
17	4 E. BONDI	FRA	YART Zelos Black Knights Team	Yamaha YZF-R7	2	1'44.560	3.039
18	77 A. SIBAJA	ESP	Deza - Box 77 Racing Team	Yamaha YZF-R7	4	1'44.755	3.234
19	28 O. ONGARO	FRA	Ongaro Racing Team	Yamaha YZF-R7	4	1'44.914	3.393
20	44 L. HIRANO	JPN	Team Luna	Yamaha YZF-R7	3	1'45.236	3.715
21	25 I. BRAMATO	ITA	Team Roc'n'dea - De Angelis Team	Yamaha YZF-R7	3	1'45.770	4.249
22	34 A. WHITMORE	GBR	Sekhmet Motorcycle Racing Team	Yamaha YZF-R7	3	1'47.534	6.013

21/09/2024

These data/results cannot be reproduced, stored and/or transmitted in whole or in part by any manner of electronic, mechanical, photocopying, recording, broadcasting or otherwise now known or herein after developed without the previous express consent by the copyright owner, except for reproduction in daily press and regular printed publications on sale to the public within 60 days of the event related to those data/results and always provided that copyright symbol appears together as follows below.

© DORNA WSBK ORGANIZATION Srl 2024




Cremona Circuit 3.768 m

Acerbis Italian Round, 20-22 September 2024

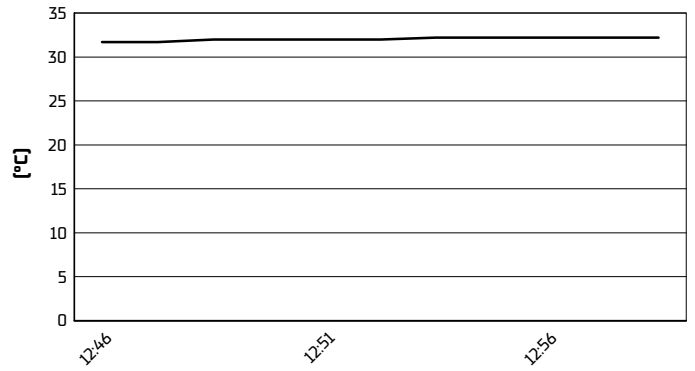
Weather Report Race 1 - Red Flag

Session started 12:46 - Session ended 12:59

Air Temperature



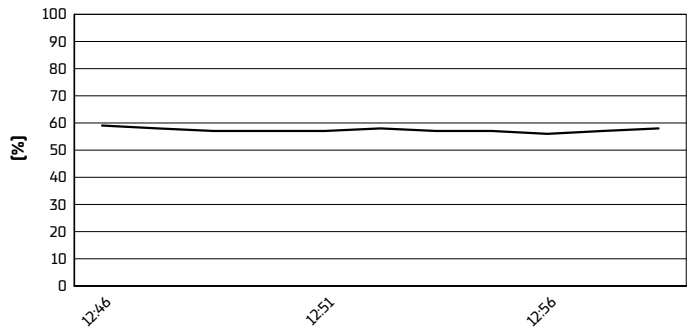
Track Temperature




Air Pressure



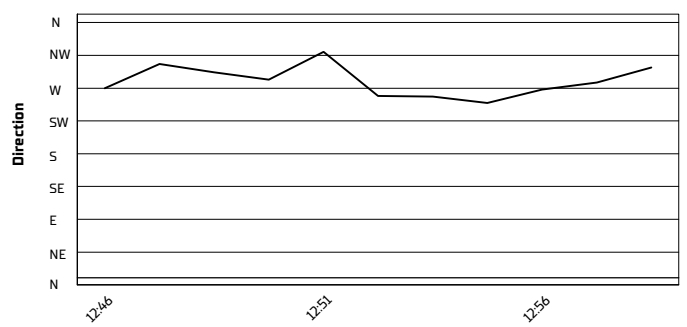
Humidity



Wind Speed



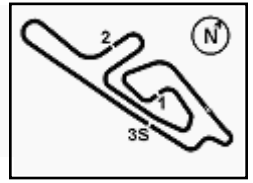
Wind Direction



21/09/2024

These data/results cannot be reproduced, stored and/or transmitted in whole or in part by any manner of electronic, mechanical, photocopying, recording, broadcasting or otherwise now known or herein after developed without the previous express consent by the copyright owner, except for reproduction in daily press and regular printed publications on sale to the public within 60 days of the event related to those data/results and always provided that copyright symbol appears together as follows below.

© DORNA WSBK ORGANIZATION Srl 2024



Cremona Circuit 3.768 m

Acerbis Italian Round, 20-22 September 2024

Starting Grid - Race 1 ReStart (5 Laps x 3,768 km = 18,840 km)

		2	6 HERRERA M. Yamaha	1	22 CARRASCO A. Yamaha	1
3	64 SANCHEZ S. Yamaha			4	96 PONZIANI R. Yamaha	2
6	36 NEILA B. Yamaha	5	8 RELPH T. Yamaha			
		8	50 LEWIS A. Yamaha	7	46 RUIZ P. Yamaha	3
9	14 DOBBS M. Yamaha			10	83 MADRIGAL A. Yamaha	4
12	4 BONDI E. Yamaha	11	52 HOWDEN J. Yamaha			
		14	33 LIU C. Yamaha	13	28 ONGARO O. Yamaha	5
15	19 OUREDNIKOVA A. Yamaha			16	16 MICHEL L. Yamaha	6
18	77 SIBAJA A. Yamaha	17	10 YOCHAY R. Yamaha			
		20	25 BRAMATO I. Yamaha	19	44 HIRANO L. Yamaha	7

21/09/2024 The Race Director

These data/results cannot be reproduced, stored and/or transmitted in whole or in part by any manner of electronic, mechanical, photocopying, recording, broadcasting or otherwise now known or herein after developed without the previous express consent by the copyright owner, except for reproduction in daily press and regular printed publications on sale to the public within 60 days of the event related to those data/results and always provided that copyright symbol appears together as follows below. © DORNA WSBK ORGANIZATION Srl 2024