

**Acerbis Italian Round, 20-22 September 2024  
Chronological Analysis Tissot Superpole**

1° 6 M. HERRERA [1'41.152]							
Lap	Seg1	Seg2	Seg3	Seg4	Lap Time	km/h	Local Time
1		39.263	30.283	20.420		203,4	
2	19.313	37.118	28.740	19.421	1'44.592	206,1	14:13'45.683
3	18.575	46.014	28.487	19.898	1'52.974	<b>210,9</b>	14:15'38.657
4	18.745	37.239	29.250	23.017	1'48.251	195,7	14:17'26.908
5	18.435	36.254	28.569	19.014	1'42.272	205,7	14:19'09.180
6	18.580	36.031	28.416	19.045	1'42.072	204,5	14:20'51.252
7	18.369	35.904	28.502	18.936	1'41.711	204,5	14:22'32.963
8	<b>18.313</b>	35.858	28.470	18.973	1'41.614	205,7	14:24'14.577
9	18.378	35.784	28.258	19.060	1'41.480	208,1	14:25'56.057
10	18.420	36.030	29.511	19.914	1'43.875	205,3	14:27'39.932
11	18.429	35.804	28.272	19.524	1'42.029	203,8	14:29'21.961
12	18.517	36.216	28.445	19.033	1'42.211	206,5	14:31'04.172
13	18.336	35.703	<b>28.246</b>	18.907	1'41.192	206,5	14:32'45.364
14	18.347	36.167	28.892	19.600	1'43.006	198,5	14:34'28.370
15	18.333	<b>35.565</b>	28.394	<b>18.860</b>	<b>1'41.152</b>	206,9	14:36'09.522

2° 96 R. PONZIANI [1'41.253]							
Lap	Seg1	Seg2	Seg3	Seg4	Lap Time	km/h	Local Time
1		39.710	30.057	20.357		206,9	
2	19.643	38.111	29.156	20.074	1'46.984	<b>214,7</b>	14:15'37.324
3	19.710	37.481	28.863	19.354	1'45.408	205,3	14:17'22.732
4	18.896	36.373	28.751	19.528	1'43.548	205,3	14:19'06.280
5	18.797	36.470	28.648	19.215	1'43.130	204,2	14:20'49.410
6	18.712	35.886	28.641	19.174	1'42.413	203,8	14:22'31.823
7	18.699	35.760	28.494	19.065	1'42.018	204,5	14:24'13.841
8	18.673	35.592	28.491	19.142	1'41.898	204,9	14:25'55.739
9	18.490	35.897	29.631	19.481	1'43.499	201,5	14:27'39.238
10	18.637	36.098	28.439	19.299	1'42.473	202,6	14:29'21.711
11	18.602	35.775	28.386	<b>18.951</b>	1'41.714	204,9	14:31'03.425
12	<b>18.407</b>	35.587	<b>28.248</b>	19.011	<b>1'41.253</b>	204,9	14:32'44.678
13	18.797	36.163	28.831	19.606	1'43.397	208,5	14:34'28.075
14	18.425	<b>35.270</b>	28.370	19.197	1'41.262	204,9	14:36'09.337

3° 22 A. CARRASCO [1'41.389]							
Lap	Seg1	Seg2	Seg3	Seg4	Lap Time	km/h	Local Time
1		39.273	30.532	20.416		208,5	
2	19.141	37.195	28.976	19.630	1'44.942	210,1	14:15'04.064
3	18.893	36.760	28.461	19.282	1'43.936	210,1	14:16'47.460
4	18.697	36.113	<b>28.280</b>	19.835	1'42.925	<b>214,7</b>	14:18'30.385
5	19.682	36.753	28.633	19.595	1'44.663	207,3	14:20'15.048
6	18.625	36.142	28.332	19.268	1'42.367	208,5	14:21'57.415
7	18.636	35.912	28.475	19.193	1'42.216	206,1	14:23'39.631
8	19.231	36.802	28.503	19.151	1'43.687	206,9	14:25'23.318
9	18.582	35.797	28.326	18.999	1'41.704	207,7	14:27'05.022
10	18.509	<b>35.758</b>	28.323	19.137	1'41.727	207,3	14:28'46.749
11	18.712	36.525	28.499	19.195	1'42.931	205,3	14:30'29.680
12	18.560	35.890	28.327	18.969	1'41.746	206,9	14:32'11.426
13	18.558	35.801	28.342	18.876	1'41.577	207,3	14:33'53.003
14	<b>18.441</b>	35.783	28.290	<b>18.875</b>	<b>1'41.389</b>	207,7	14:35'34.392

4° 64 S. SANCHEZ [1'42.105]							
Lap	Seg1	Seg2	Seg3	Seg4	Lap Time	km/h	Local Time
1		42.039	31.607	20.924		186,2	
2	21.144	38.542	29.468	20.368	1'49.522	<b>206,9</b>	14:15'37.146
3	19.592	41.623	31.712	20.249	1'53.176	202,2	14:17'30.322
4	19.575	37.280	29.105	19.898	1'45.858	206,5	14:19'16.180
5	19.205	36.625	28.736	19.633	1'44.199	206,5	14:21'00.379
6	19.057	36.274	28.641	19.565	1'43.537	205,7	14:22'43.916
7	19.174	37.528	29.200	19.538	1'45.440	204,5	14:24'29.356
8	18.526	36.141	28.988	19.367	1'43.022	203,4	14:26'12.378

9	18.698	36.278	28.721	19.419	1'43.116	202,6	14:27'55.494
10	20.162	37.275	28.811	19.282	1'45.530	201,9	14:29'41.024
11	18.675	36.072	<b>28.525</b>	19.206	1'42.478	204,2	14:31'23.502
12	18.636	<b>35.940</b>	28.546	<b>18.983</b>	<b>1'42.105</b>	206,1	14:33'05.607
13	<b>18.461</b>	35.948	28.703	19.118	1'42.230	203,4	14:34'47.837
14	18.744	38.546	29.427	19.287	1'46.004	203,4	14:36'33.841

5° 36 B. NEILA [1'43.014]							
Lap	Seg1	Seg2	Seg3	Seg4	Lap Time	km/h	Local Time
1		40.159	30.363	21.305		198,5	
2	19.893	38.645	29.643	20.118	1'48.299	<b>210,5</b>	14:15'10.727
3	19.473	37.685	29.516	19.859	1'46.533	206,5	14:16'57.260
4	19.199	37.691	29.329	19.757	1'45.976	206,5	14:18'43.236
5	19.025	37.100	29.119	19.592	1'44.836	206,1	14:20'28.072
6	19.082	36.905	29.033	19.598	1'44.618	204,9	14:22'12.690
7	19.039	36.707	29.352	35.126	2'00.224P	203,0	14:24'12.914
8	1'08.404	38.417	29.278	19.653	2'35.752P	204,5	14:26'48.666
9	18.925	36.670	28.968	19.335	1'43.898	204,5	14:28'32.564
10	18.801	36.484	<b>28.659</b>	19.373	1'43.317	208,9	14:30'15.881
11	19.342	38.456	28.992	19.522	1'46.312	205,3	14:32'02.193
12	18.921	36.346	28.819	19.283	1'43.369	206,1	14:33'45.562
13	<b>18.775</b>	<b>36.295</b>	28.821	<b>19.123</b>	<b>1'43.014</b>	209,3	14:35'28.576

6° 46 P. RUIZ [1'43.216]							
Lap	Seg1	Seg2	Seg3	Seg4	Lap Time	km/h	Local Time
1		41.689	31.405	20.830		204,2	
2	19.248	37.925	29.470	20.069	1'46.712	207,7	14:15'06.301
3	19.160	37.366	29.209	19.730	1'45.465	205,7	14:16'51.766
4	19.157	37.153	29.314	19.632	1'45.256	204,9	14:18'37.022
5	19.451	37.047	29.218	19.541	1'45.257	204,2	14:20'22.279
6	19.187	36.889	29.187	20.580	1'53.853P	203,8	14:22'16.132
7	1'14.546	39.553	30.533	19.574	2'44.206P	203,0	14:25'00.338
8	18.974	36.648	28.892	19.460	1'43.974	205,7	14:26'44.312
9	18.917	37.039	28.986	19.239	1'44.181	202,6	14:28'28.493
10	18.795	36.435	28.971	19.352	1'43.553	204,2	14:30'12.046
11	19.118	36.707	28.996	19.176	1'43.997	202,2	14:31'56.043
12	18.741	<b>36.428</b>	<b>28.680</b>	19.367	<b>1'43.216</b>	<b>208,5</b>	14:33'39.259
13	<b>18.676</b>	36.689	28.816	<b>19.143</b>	1'43.324	203,0	14:35'22.583

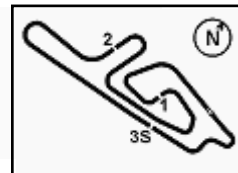
7° 8 T. RELPH [1'43.629]							
Lap	Seg1	Seg2	Seg3	Seg4	Lap Time	km/h	Local Time
1		41.426	30.305	21.000		205,7	
2	19.681	38.021	29.378	20.318	1'47.398	208,1	14:14'05.697
3	19.435	37.450	29.115	19.787	1'45.787	209,3	14:15'51.484
4	19.359	37.207	28.856	19.654	1'45.076	209,3	14:17'36.560
5	19.074	37.023	28.956	19.629	1'44.682	<b>212,2</b>	14:19'21.242
6	19.088	37.314	28.984	19.712	1'45.098	211,8	14:21'06.340
7	19.184	36.934	30.172	32.120	1'58.410P	190,1	14:23'04.750
8	2'13.008	37.091	29.274	19.916	3'39.289P	205,3	14:26'44.039
9	19.166	37.480	30.326	20.242	1'47.214	171,7	14:28'31.253
10	19.131	36.772	28.953	19.536	1'44.392	205,3	14:30'15.645
11	19.224	<b>36.346</b>	<b>28.635</b>	<b>19.424</b>	<b>1'43.629</b>	209,3	14:31'59.274
12	19.094	36.881	28.867	19.434	1'44.276	206,5	14:33'43.550
13	<b>18.963</b>	36.488	28.766	19.831	1'44.048	209,3	14:35'27.598

8° 50 A. LEWIS [1'43.980]							
Lap	Seg1	Seg2	Seg3	Seg4	Lap Time	km/h	Local Time
1		40.358	30.242	21.422		200,4	
2	19.805	38.461	29.716	20.295	1'48.277	<b>206,5</b>	14:14'55.726
3	19.577	37.746	29.516	20.554	1'47.393	204,5	14:16'43.119
4	19.806	37.587	29.426	19.993	1'46.812	203,8	14:18'29.931
5	20.810	37.455	29.554	20.871	1'48.690	192,2	14:20'18.621

20/09/2024 P = Pits In/Out - C = Lap Time Cancelled

These data/results cannot be reproduced, stored and/or transmitted in whole or in part by any manner of electronic, mechanical, photocopying, recording, broadcasting or otherwise now known or herein after developed without the previous express consent by the copyright owner, except for reproduction in daily press and regular printed publications on sale to the public within 60 days of the event related to those data/results and always provided that copyright symbol appears together as follows below.

© DORNA WSBK ORGANIZATION Srl 2024



**Acerbis Italian Round, 20-22 September 2024**  
**Chronological Analysis Tissot Superpole**

6	19.248	37.478	29.362	19.831	1'45.919	206,1	14:22'04.540
7	19.463	37.319	29.134	20.096	1'46.012	<b>206,5</b>	14:23'50.552
8	19.469	37.645	29.809	20.657	1'47.580	196,0	14:25'38.132
9	19.410	37.283	29.241	19.750	1'45.684	204,5	14:27'23.816
10	19.486	38.168	29.632	20.544	1'47.830	193,5	14:29'11.646
11	19.471	37.037	29.256	19.622	1'45.386	204,5	14:30'57.032
12	19.311	36.933	29.055	<b>19.353</b>	1'44.652	204,9	14:32'41.684
13	19.426	37.396	29.361	20.733	1'46.916	203,8	14:34'28.600
14	<b>19.045</b>	<b>36.390</b>	<b>29.052</b>	19.493	<b>1'43.980</b>	205,7	14:36'12.580

3	19.650	38.072	29.592	20.022	1'47.336	204,5	14:16'43.713
4	19.694	37.923	29.205	20.153	1'46.975	209,7	14:18'30.688
5	19.771	37.341	29.287	20.239	1'46.638	206,1	14:20'17.326
6	19.686	37.057	29.501	19.892	1'46.136	204,2	14:22'03.462
7	19.403	37.614	29.582	20.162	1'46.761	201,1	14:23'50.223
8	19.430	37.668	29.330	19.938	1'46.366	201,5	14:25'36.589
9	19.244	37.739	29.363	19.802	1'46.148	203,0	14:27'22.737
10	19.860	37.868	29.492	19.669	1'46.889	199,3	14:29'09.626
11	19.255	37.603	29.609	19.539	1'46.006	200,7	14:30'55.632
12	19.134	37.652	29.302	19.703	1'45.791	200,7	14:32'41.423
13	<b>19.027</b>	37.118	29.384	<b>19.448</b>	1'44.977	201,1	14:34'26.400
14	19.194	<b>36.941</b>	<b>28.872</b>	19.503	<b>1'44.510</b>	206,1	14:36'10.910

9° <b>52 J. HOWDEN [1'44.101]</b>							
Lap	Seg.1	Seg.2	Seg.3	Seg.4	Lap Time	km/h	Local Time
1		47.609	31.410	21.035		183,7	
2	21.417	38.403	29.497	20.456	1'49.773	210,1	14:15'37.664
3	19.749	37.543	28.941	20.536	1'46.769	198,2	14:17'24.433
4	19.579	36.886	29.772	20.022	1'46.259	<b>210,9</b>	14:19'10.692
5	19.490	42.327	29.006	19.864	1'50.687	208,1	14:21'01.379
6	19.478	36.536	29.088	19.776	1'44.878	204,9	14:22'46.257
7	19.504	36.679	43.188	29.327	2'08.698P	127,5	14:24'54.955
8	3'00.614	38.895	29.038	19.899	4'28.446P	206,1	14:29'23.401
9	19.303	36.447	<b>28.899</b>	20.171	1'44.820C	208,1	14:31'08.221
10	19.403	36.418	42.512	20.206	1'58.539	168,5	14:33'06.760
11	19.269	36.377	29.055	19.877	1'44.578	205,7	14:34'51.338
12	<b>19.148</b>	<b>36.235</b>	29.007	<b>19.711</b>	<b>1'44.101</b>	207,3	14:36'35.439

13° <b>19 A. DUREDNICKOVA [1'44.554]</b>							
Lap	Seg.1	Seg.2	Seg.3	Seg.4	Lap Time	km/h	Local Time
1		42.311	31.346	21.422		205,3	
2	20.392	38.515	30.124	21.095	1'50.126	204,2	14:14'09.455
3	19.886	37.700	30.013	20.582	1'48.181	204,2	14:15'57.636
4	19.802	37.411	29.576	20.190	1'46.979	203,8	14:17'44.615
5	19.555	37.549	29.519	20.361	1'46.984	202,6	14:19'31.599
6	19.526	37.197	29.496	20.301	1'46.520	201,9	14:21'18.119
7	20.478	37.900	29.550	20.257	1'48.185	203,8	14:23'06.304
8	19.750	37.694	29.523	20.111	1'47.078	203,4	14:24'53.382
9	19.276	37.056	29.621	20.037	1'45.990	201,1	14:26'39.372
10	19.304	37.056	29.197	20.228	1'45.785	204,9	14:28'25.157
11	19.452	37.317	29.396	20.002	1'46.167	201,5	14:30'11.324
12	19.304	37.083	29.411	<b>19.861</b>	1'45.659	203,8	14:31'56.983
13	<b>19.037</b>	<b>36.529</b>	<b>29.013</b>	19.975	<b>1'44.554</b>	<b>205,7</b>	14:33'41.537
14	19.277	37.231	29.335	19.946	1'45.789	204,2	14:35'27.326

10° <b>16 L. MICHEL [1'44.489]</b>							
Lap	Seg.1	Seg.2	Seg.3	Seg.4	Lap Time	km/h	Local Time
1		40.525	30.922	21.302		205,3	
2	20.093	38.610	29.536	20.854	1'49.093	209,3	14:13'59.728
3	19.549	37.796	29.850	20.454	1'47.649	203,8	14:15'47.377
4	19.409	37.929	29.437	20.060	1'46.835	208,1	14:17'34.212
5	19.423	37.519	29.324	20.065	1'46.331	206,5	14:19'20.543
6	19.216	37.394	29.259	20.180	1'46.049	206,9	14:21'06.592
7	19.251	36.885	29.206	20.119	1'45.461	204,9	14:22'52.053
8	18.996	37.397	29.386	19.969	1'45.748	203,8	14:24'37.801
9	<b>18.956</b>	37.219	29.360	19.662	1'45.197	204,2	14:26'22.998
10	19.181	37.396	29.269	19.848	1'45.694	203,0	14:28'08.692
11	19.025	36.969	29.236	19.666	1'44.896	207,3	14:29'53.588
12	19.115	36.970	28.997	19.841	1'44.923	208,1	14:31'38.511
13	18.988	36.985	<b>28.950</b>	<b>19.566</b>	<b>1'44.489</b>	208,9	14:33'23.000
14	19.201	<b>36.797</b>	29.024	20.429	1'45.451	<b>210,1</b>	14:35'08.451

14° <b>14 M. DOBBS [1'44.593]</b>							
Lap	Seg.1	Seg.2	Seg.3	Seg.4	Lap Time	km/h	Local Time
1		39.863	29.620	20.438		205,3	
2	19.592	37.185	<b>28.774</b>	20.020	1'45.571	<b>210,1</b>	14:13'53.083
3	19.416	36.933	29.060	19.999	1'45.408	208,5	14:15'38.491
4	19.318	37.547	28.813	20.609	1'46.287	208,5	14:17'24.778
5	19.383	37.065	29.084	20.027	1'45.559	202,2	14:19'10.337
6	<b>18.868</b>	36.983	29.148	19.911	1'44.910	204,9	14:20'55.247
7	19.036	36.956	29.056	19.911	1'44.959	204,5	14:22'40.206
8	19.847	37.867	32.090	34.360	2'04.164P	141,0	14:24'44.370
9	3'41.740	37.482	29.335	19.970	5'08.527P	203,0	14:29'52.897
10	19.210	36.896	28.987	20.044	1'45.137	206,1	14:31'38.034
11	19.082	<b>36.836</b>	29.058	<b>19.852</b>	1'44.828	204,5	14:33'22.862
12	19.086	<b>36.655</b>	28.983	19.869	<b>1'44.593</b>	206,1	14:35'07.455

11° <b>83 A. MADRIGAL [1'44.509]</b>							
Lap	Seg.1	Seg.2	Seg.3	Seg.4	Lap Time	km/h	Local Time
1		42.008	30.910	21.746		205,7	
2	20.208	38.510	29.991	35.003	2'03.712P	206,5	14:14'23.700
3	1'34.577	37.584	29.210	20.372	3'01.743P	<b>207,3</b>	14:17'25.443
4	19.487	37.284	29.467	20.025	1'46.263	204,2	14:19'11.706
5	19.371	37.201	29.297	19.920	1'45.789	202,2	14:20'57.495
6	19.351	37.030	29.590	19.776	1'45.747	201,1	14:22'43.242
7	19.763	37.868	29.081	19.829	1'46.541	206,5	14:24'29.783
8	18.964	36.732	29.261	19.552	<b>1'44.509</b>	204,2	14:26'14.292
9	19.433	37.697	29.470	19.658	1'46.258	204,9	14:28'00.550
10	<b>18.921</b>	37.558	29.227	<b>19.386</b>	1'45.092	203,0	14:29'45.642
11	19.235	<b>36.426</b>	<b>28.864</b>	20.046	1'44.571	206,5	14:31'30.213
12	19.499	38.587	31.425	20.870	1'50.381	187,5	14:33'20.594
13	18.936	36.999	29.105	20.131	1'45.171	206,9	14:35'05.765

15° <b>28 D. ONGARO [1'45.033]</b>							
Lap	Seg.1	Seg.2	Seg.3	Seg.4	Lap Time	km/h	Local Time
1		41.398	30.536	21.385		207,3	
2	19.699	38.493	30.008	20.540	1'48.740	204,9	14:14'56.040
3	19.530	37.802	29.414	20.300	1'47.046	208,9	14:16'43.086
4	20.004	37.841	29.334	19.994	1'47.173	206,9	14:18'30.259
5	19.452	37.455	29.332	20.072	1'46.311	204,5	14:20'16.570
6	19.499	37.797	29.669	33.586	2'00.551P	203,8	14:22'17.121
7	4'37.749	38.823	30.273	20.511	6'07.356P	200,7	14:28'24.477
8	19.756	37.899	29.736	19.988	1'47.379	203,4	14:30'11.856
9	19.284	37.643	29.379	19.992	1'46.298	204,5	14:31'58.154
10	19.387	37.531	29.350	19.704	1'45.972	208,9	14:33'44.126
11	<b>19.228</b>	<b>37.112</b>	<b>29.085</b>	<b>19.608</b>	<b>1'45.033</b>	<b>209,7</b>	14:35'29.159

12° <b>4 E. BONDI [1'44.510]</b>							
Lap	Seg.1	Seg.2	Seg.3	Seg.4	Lap Time	km/h	Local Time
1		41.073	30.172	21.052		204,5	
2	19.811	39.132	30.135	20.525	1'49.603	<b>212,6</b>	14:14'56.377

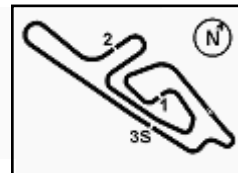
16° <b>35 L. KEMMER [1'45.062]</b>							
Lap	Seg.1	Seg.2	Seg.3	Seg.4	Lap Time	km/h	Local Time
1		40.531	31.673	22.038		<b>203,8</b>	

20/09/2024 P = Pits In/Out - C = Lap Time Cancelled

These data/results cannot be reproduced, stored and/or transmitted in whole or in part by any manner of electronic, mechanical, photocopying, recording, broadcasting or otherwise now known or herein after developed without the previous express consent by the copyright owner, except for reproduction in daily press and regular printed publications on sale to the public within 60 days of the event related to those data/results and always provided that copyright symbol appears together as follows below.

© DORNA WSBK ORGANIZATION Srl 2024





**Acerbis Italian Round, 20-22 September 2024**  
**Chronological Analysis Tissot Superpole**

2	20.528	39.199	30.857	21.521	1'52.105	203,4	14:14'19.110
3	20.481	38.653	29.937	21.151	1'50.222	<b>203,8</b>	14:16'09.332
4	20.165	37.938	29.868	20.774	1'48.745	202,6	14:17'58.077
5	19.811	37.818	29.484	20.547	1'47.660	202,6	14:19'45.737
6	19.800	38.113	29.785	20.604	1'48.302	198,5	14:21'34.039
7	19.680	37.717	29.582	21.468	1'48.447	197,4	14:23'22.486
8	19.652	39.141	30.765	20.436	1'49.994	199,3	14:25'12.480
9	19.729	37.587	29.796	20.630	1'47.742	198,2	14:27'00.222
10	19.389	36.911	29.885	20.320	1'46.505	199,3	14:28'46.727
11	21.117	37.200	29.459	19.919	1'47.695	200,0	14:30'34.422
12	19.139	38.582	<b>29.153</b>	19.914	1'46.788	200,0	14:32'21.210
13	<b>19.108</b>	36.887	29.241	20.075	1'45.311	198,9	14:34'06.521
14	19.257	<b>36.687</b>	29.292	<b>19.826</b>	<b>1'45.062</b>	200,4	14:35'51.583

20° 77 A. SIBAJA [1'46.469]							
Lap	Seg1	Seg2	Seg3	Seg4	Lap Time	km/h	Local Time
1		40.685	30.543	21.849	203,8		
2	20.000	38.267	30.079	20.586	1'48.932	205,3	14:13'59.427
3	19.608	37.865	30.105	20.931	1'48.509	201,1	14:15'47.936
4	19.532	37.840	29.497	20.466	1'47.335	<b>206,9</b>	14:17'35.271
5	<b>19.386</b>	37.426	29.603	20.253	1'46.668	204,5	14:19'21.939
6	19.432	37.507	<b>29.469</b>	20.091	1'46.499	204,2	14:21'08.438
7	19.394	37.473	29.633	32.469	1'58.969P	203,8	14:23'07.407
8	2'57.734	44.767	30.782	20.611	4'33.894P	203,0	14:27'41.301
9	19.679	37.899	29.690	20.299	1'47.567	200,7	14:29'28.868
10	19.513	37.322	29.556	20.078	<b>1'46.469</b>	201,1	14:31'15.337
11	19.904	40.192	31.352	<b>19.860</b>	1'51.308	200,7	14:33'06.645
12	19.884	<b>37.090</b>	29.674	20.112	1'46.760	203,4	14:34'53.405
13	19.431	37.429	29.715	20.581	1'47.156	201,9	14:36'40.561

17° 15 S. VARON [1'45.601]							
Lap	Seg1	Seg2	Seg3	Seg4	Lap Time	km/h	Local Time
1		42.171	30.865	21.752	197,8		
2	20.293	38.635	30.100	21.230	1'50.258	203,4	14:14'10.938
3	20.191	39.464	29.899	20.663	1'50.217	204,9	14:16'01.155
4	20.560	38.725	30.364	20.997	1'50.646	200,0	14:17'51.801
5	20.178	39.711	31.822	22.021	1'53.732	179,7	14:19'45.533
6	20.378	38.467	29.684	20.447	1'48.976	201,1	14:21'34.509
7	19.599	37.755	29.511	20.617	1'47.482	198,9	14:23'21.991
8	19.969	38.679	30.131	20.788	1'49.567	194,9	14:25'11.558
9	21.151	37.953	29.772	34.055	2'02.931P	198,2	14:27'14.489
10	1'31.235	37.852	29.415	19.935	2'58.437P	200,4	14:30'12.926
11	19.456	<b>37.076</b>	29.346	19.940	1'45.818	202,2	14:31'58.744
12	19.292	37.450	<b>29.054</b>	<b>19.875</b>	1'45.671	<b>207,7</b>	14:33'44.415
13	<b>19.273</b>	37.170	29.230	19.928	<b>1'45.601</b>	205,7	14:35'30.016

21° 44 L. HIRANO [1'46.985]							
Lap	Seg1	Seg2	Seg3	Seg4	Lap Time	km/h	Local Time
1		40.156	30.555	21.508	202,2		
2	20.160	38.633	29.917	20.829	1'49.539	203,4	14:13'53.937
3	19.740	38.123	29.632	20.533	1'48.028	203,8	14:15'41.965
4	19.561	38.177	29.781	20.341	1'47.860	202,6	14:17'29.825
5	19.771	37.918	<b>29.390</b>	20.258	1'47.337	<b>204,5</b>	14:19'17.162
6	<b>19.529</b>	<b>37.452</b>	29.547	20.457	<b>1'46.985</b>	202,6	14:21'04.147
7	19.757	37.914	29.999	20.121	1'47.791	199,3	14:22'51.938
8	19.756	37.811	29.767	20.148	1'47.482	201,5	14:24'39.420
9	19.663	37.674	29.761	20.139	1'47.237	200,7	14:26'26.657
10	19.780	37.991	29.806	20.604	1'48.181	198,9	14:28'14.838
11	19.887	38.086	30.068	20.582	1'48.623	198,2	14:30'03.461
12	20.024	38.323	30.125	20.250	1'48.722	197,8	14:31'52.183
13	19.610	38.078	29.860	20.409	1'47.957	198,9	14:33'40.140
14	20.373	38.149	29.794	<b>19.969</b>	1'48.285	204,2	14:35'28.425

18° 33 C. LIU [1'45.980]							
Lap	Seg1	Seg2	Seg3	Seg4	Lap Time	km/h	Local Time
1		40.267	30.792	21.365	204,9		
2	19.874	38.295	29.771	20.458	1'48.398	<b>208,1</b>	14:14'11.565
3	19.805	38.651	29.602	20.237	1'48.295	206,5	14:15'59.860
4	19.533	37.658	29.327	20.103	1'46.621	206,5	14:17'46.481
5	<b>19.341</b>	37.316	29.223	20.100	<b>1'45.980</b>	206,5	14:19'32.461
6	19.357	<b>37.112</b>	<b>29.186</b>	20.327	1'45.982	204,5	14:21'18.443
7	19.988	37.593	29.536	20.191	1'47.308	201,5	14:23'05.751
8	20.090	37.643	29.868	32.704	2'00.305P	193,2	14:25'06.056
9	1'23.964	38.000	29.431	20.000	2'51.395P	202,6	14:27'57.451
10	19.572	37.485	29.233	<b>19.961</b>	1'46.251	202,2	14:29'43.702
11	19.589	37.172	29.511	20.006	1'46.278	202,6	14:31'29.980
12	19.400	39.309	30.238	20.232	1'49.179	198,9	14:33'19.159
13	19.429	37.248	29.697	20.016	1'46.390	202,6	14:35'05.549

22° 25 I. BRAMATO [1'47.242]							
Lap	Seg1	Seg2	Seg3	Seg4	Lap Time	km/h	Local Time
1		41.530	31.185	21.780	199,3		
2	20.237	38.753	30.087	20.845	1'49.922	<b>206,5</b>	14:15'10.562
3	20.172	38.542	30.084	20.764	1'49.562	205,7	14:17'00.124
4	19.841	38.466	30.153	20.608	1'49.068	203,8	14:18'49.192
5	19.872	39.078	30.876	32.413	2'02.239P	202,2	14:20'51.431
6	2'03.790	39.363	30.422	20.533	3'34.108P	201,1	14:24'25.539
7	19.663	38.319	29.970	20.293	1'48.245	204,5	14:26'13.784
8	19.567	<b>37.796</b>	29.714	<b>20.165</b>	<b>1'47.242</b>	204,2	14:28'01.026
9	<b>19.415</b>	38.001	<b>29.685</b>	20.442	1'47.543	204,2	14:29'48.569
10	19.744	38.393	30.487	33.813	2'02.437P	201,9	14:31'51.006
11	1'17.554	38.958	30.119	20.716	2'47.347P	203,0	14:34'38.353
12	19.623	38.021	30.135	20.952	1'48.731	202,6	14:36'27.084

19° 10 R. YOCHAY [1'46.218]							
Lap	Seg1	Seg2	Seg3	Seg4	Lap Time	km/h	Local Time
1		41.676	30.974	21.280	207,7		
2	19.942	38.251	29.614	20.744	1'48.551	203,4	14:14'56.783
3	19.545	37.844	29.511	27.895	1'54.795P	<b>208,5</b>	14:16'51.578
4	36.239	43.074	32.960	21.072	2'13.345P	200,4	14:19'04.923
5	19.752	38.009	29.614	20.214	1'47.589	200,4	14:20'52.512
6	19.649	37.720	29.533	20.439	1'47.341	201,5	14:22'39.853
7	19.646	37.743	29.378	20.112	1'46.879	203,4	14:24'26.732
8	19.473	37.470	29.801	20.045	1'46.789	205,3	14:26'13.521
9	19.482	37.314	29.424	<b>19.998</b>	<b>1'46.218</b>	202,2	14:27'59.739
10	19.372	37.724	29.497	20.248	1'46.841	200,7	14:29'46.580
11	19.641	37.358	<b>29.343</b>	20.148	1'46.490	202,2	14:31'33.070
12	19.481	37.314	29.618	20.226	1'46.639	201,9	14:33'19.709
13	<b>19.317</b>	<b>37.156</b>	29.367	20.576	1'46.416	204,9	14:35'06.125

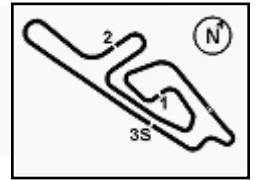
23° 34 A. WHITMORE [1'48.960]							
Lap	Seg1	Seg2	Seg3	Seg4	Lap Time	km/h	Local Time
1		41.914	32.148	21.770	201,1		
2	22.916	39.531	30.882	21.326	1'54.655	202,6	14:14'27.092
3	20.837	39.394	30.702	21.470	1'52.403	<b>203,0</b>	14:16'19.495
4	20.425	38.985	30.581	20.969	1'50.960	201,9	14:18'10.455
5	20.402	39.590	30.920	21.240	1'52.152	200,7	14:20'02.607
6	20.390	43.209	32.192	30.421	2'06.212P	198,2	14:22'08.819
7	1'49.976	40.306	30.948	21.031	3'22.261P	200,0	14:25'31.080
8	20.385	38.890	30.770	20.736	1'50.781	198,5	14:27'21.861
9	20.381	41.672	30.471	20.731	1'53.255	199,3	14:29'15.116
10	20.274	41.422	30.823	<b>20.521</b>	1'53.040	201,5	14:31'08.156
11	<b>20.080</b>	<b>38.165</b>	<b>30.168</b>	20.547	<b>1'48.960</b>	199,6	14:32'57.116
12	20.090	38.299	30.322	20.538	1'49.249	199,3	14:34'46.365
13	20.117	38.457	30.919	21.007	1'50.500	199,6	14:36'36.865

20/09/2024 P = Pits In/Out - C = Lap Time Cancelled

These data/results cannot be reproduced, stored and/or transmitted in whole or in part by any manner of electronic, mechanical, photocopying, recording, broadcasting or otherwise now known or herein after developed without the previous express consent by the copyright owner, except for reproduction in daily press and regular printed publications on sale to the public within 60 days of the event related to those data/results and always provided that copyright symbol appears together as follows below.

© DORNA WSBK ORGANIZATION Srl 2024





Cremona Circuit 3.768 m

**Acerbis Italian Round, 20-22 September 2024**  
**Chronological Analysis Tissot Superpole**

20/09/2024 P = Pits In/Out - C = Lap Time Cancelled

These data/results cannot be reproduced, stored and/or transmitted in whole or in part by any manner of electronic, mechanical, photocopying, recording, broadcasting or otherwise now known or herein after developed without the previous express consent by the copyright owner, except for reproduction in daily press and regular printed publications on sale to the public within 60 days of the event related to those data/results and always provided that copyright symbol appears together as follows below.

© DORNA WSBK ORGANIZATION Srl 2024