

**Czech Round, 19-21 July 2024**  
**Chronological Analysis Race 1**

Start at 14:00'22.940

1 / 5

1° 54 T. RAZGATLIOGLU [1'31.540]							
Lap	Seg1	Seg2	Seg3	Seg4	Lap Time	km/h	Local Time
1		22.975	24.308	22.717	1'36.638	208,3	14:01'59.578
2	22.078	22.703	24.385	<b>22.639</b>	1'31.805	296,0	14:03'31.383
3	<b>21.931</b>	<b>22.662</b>	<b>24.284</b>	22.663	<b>1'31.540</b>	294,4	14:05'02.923
4	21.990	22.716	<b>24.284</b>	22.711	1'31.701	<b>296,8</b>	14:06'34.624
5	22.174	22.892	24.326	22.680	1'32.072	294,4	14:08'06.696
6	22.110	22.911	24.358	22.727	1'32.106	294,4	14:09'38.802
7	22.085	22.898	24.420	22.735	1'32.138	295,2	14:11'10.940
8	22.107	22.889	24.449	22.735	1'32.180	294,4	14:12'43.120
9	22.075	22.908	24.356	22.737	1'32.076	294,4	14:14'15.196
10	22.055	22.904	24.433	22.829	1'32.221	293,6	14:15'47.417
11	22.069	22.901	24.401	22.789	1'32.160	294,4	14:17'19.577
12	22.090	22.970	24.358	22.771	1'32.189	293,6	14:18'51.766
13	22.089	22.930	24.432	22.737	1'32.188	294,4	14:20'23.954
14	22.000	22.902	24.353	22.674	1'31.929	295,2	14:21'55.883
15	22.065	22.876	24.381	22.707	1'32.029	296,0	14:23'27.912
16	22.164	22.954	24.438	22.763	1'32.319	<b>296,8</b>	14:25'00.231
17	22.225	22.846	24.427	22.776	1'32.274	295,2	14:26'32.505
18	22.220	22.980	24.529	22.843	1'32.572	296,0	14:28'05.077
19	22.144	22.947	24.388	22.806	1'32.285	294,4	14:29'37.362
20	22.048	22.890	24.316	22.745	1'31.999	295,2	14:31'09.361
21	22.195	22.932	24.533	22.897	1'32.557	295,2	14:32'41.918
22	22.288	23.032	24.650	24.589	1'34.559	295,2	14:34'16.477
Race Time 33'53.537							

12	22.259	23.016	24.365	22.746	1'32.386	294,4	14:18'58.119
13	22.144	22.994	24.335	22.757	1'32.230	293,6	14:20'30.349
14	22.172	23.036	24.337	22.789	1'32.334	295,2	14:22'02.683
15	22.198	22.862	24.321	22.732	1'32.113	296,0	14:23'34.796
16	22.376	22.969	24.410	22.764	1'32.519	298,4	14:25'07.315
17	22.574	23.158	24.466	22.802	1'33.000	299,2	14:26'40.315
18	22.195	22.948	<b>24.196</b>	22.750	1'32.089	296,0	14:28'12.404
19	22.286	23.031	24.263	22.796	1'32.376	292,0	14:29'44.780
20	22.305	22.968	24.306	22.812	1'32.391	294,4	14:31'17.171
21	22.152	23.083	24.297	22.836	1'32.368	295,2	14:32'49.539
22	22.244	23.229	24.450	22.896	1'32.819	295,2	14:34'22.358
Race Time 33'59.418							

2° 9 D. PETRUCCI [1'32.194]							
Lap	Seg1	Seg2	Seg3	Seg4	Lap Time	km/h	Local Time
1		23.187	24.246	22.833	1'37.754	212,4	14:02'00.694
2	22.345	23.008	<b>24.146</b>	22.790	1'32.289	295,2	14:03'32.983
3	22.245	22.973	24.347	22.799	1'32.364	295,2	14:05'05.347
4	22.208	<b>22.913</b>	24.271	22.802	<b>1'32.194</b>	292,8	14:06'37.541
5	22.110	22.960	24.315	22.845	1'32.230	292,8	14:08'09.771
6	22.149	23.072	24.359	22.815	1'32.395	293,6	14:09'42.166
7	22.225	23.038	24.431	22.816	1'32.510	<b>297,6</b>	14:11'14.676
8	22.181	23.127	24.440	22.928	1'32.676	296,0	14:12'47.352
9	22.299	23.141	24.390	22.882	1'32.712	<b>297,6</b>	14:14'20.064
10	22.098	23.205	24.401	22.838	1'32.542	294,4	14:15'52.606
11	22.307	23.126	24.297	22.876	1'32.606	290,5	14:17'25.212
12	22.104	23.068	24.363	22.829	1'32.364	290,5	14:18'57.576
13	22.145	23.087	24.394	<b>22.723</b>	1'32.349	290,5	14:20'29.925
14	22.099	23.146	24.354	22.742	1'32.341	292,0	14:22'02.266
15	22.081	23.068	24.419	22.767	1'32.335	292,8	14:23'34.601
16	22.120	23.174	24.458	22.812	1'32.564	292,8	14:25'07.165
17	22.167	23.134	24.432	22.768	1'32.501	292,8	14:26'39.666
18	22.072	23.055	24.370	22.771	1'32.268	292,0	14:28'11.934
19	<b>22.041</b>	23.133	24.381	22.844	1'32.399	292,0	14:29'44.333
20	22.150	23.150	24.355	22.779	1'32.434	292,8	14:31'16.767
21	22.160	23.096	24.438	22.848	1'32.542	292,0	14:32'49.309
22	22.277	23.224	24.374	23.033	1'32.908	292,0	14:34'22.217
Race Time 33'59.277							

4° 1 A. BAUTISTA [1'32.289]							
Lap	Seg1	Seg2	Seg3	Seg4	Lap Time	km/h	Local Time
1		23.127	24.333	22.965	1'38.323	226,4	14:02'01.263
2	22.611	<b>22.930</b>	24.689	22.947	1'33.177	300,0	14:03'34.440
3	22.092	22.990	24.437	22.904	1'32.423	<b>301,6</b>	14:05'06.863
4	22.579	23.320	<b>24.311</b>	22.815	1'33.025	<b>301,6</b>	14:06'39.888
5	22.116	23.139	24.397	23.024	1'32.676	300,0	14:08'12.564
6	<b>22.003</b>	23.083	24.352	22.851	<b>1'32.289</b>	297,6	14:09'44.853
7	22.153	23.074	24.359	22.818	1'32.404	299,2	14:11'17.257
8	22.198	23.193	24.419	22.867	1'32.677	296,8	14:12'49.934
9	22.176	23.181	24.436	22.831	1'32.624	296,8	14:14'22.558
10	22.140	23.049	24.320	22.864	1'32.373	297,6	14:15'54.931
11	22.072	22.987	24.433	22.873	1'32.365	296,8	14:17'27.296
12	22.168	23.163	24.524	22.814	1'32.669	297,6	14:18'59.965
13	22.230	23.105	24.414	22.776	1'32.525	300,0	14:20'32.490
14	22.284	23.213	24.544	22.755	1'32.796	296,8	14:22'05.286
15	22.153	23.083	24.453	22.781	1'32.470	300,0	14:23'37.756
16	22.352	23.128	24.431	22.830	1'32.741	300,0	14:25'10.497
17	22.252	23.052	24.453	22.809	1'32.566	300,0	14:26'43.063
18	22.303	23.084	24.463	<b>22.732</b>	1'32.582	300,0	14:28'15.645
19	22.163	23.072	24.346	22.830	1'32.411	300,0	14:29'48.056
20	22.143	23.124	24.391	22.769	1'32.427	298,4	14:31'20.483
21	22.156	23.136	24.326	22.831	1'32.449	297,6	14:32'52.932
22	22.238	23.113	24.462	22.949	1'32.762	298,4	14:34'25.694
Race Time 34'02.754							

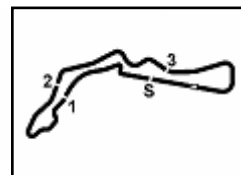
3° 29 A. IANNONE [1'32.002]							
Lap	Seg1	Seg2	Seg3	Seg4	Lap Time	km/h	Local Time
1		23.233	24.324	22.792	1'37.378	209,5	14:02'00.318
2	22.163	22.975	24.239	22.701	1'32.078	294,4	14:03'32.396
3	22.239	<b>22.756</b>	24.354	<b>22.653</b>	<b>1'32.002</b>	292,8	14:05'04.398
4	22.227	22.950	24.287	22.775	1'32.239	292,8	14:06'36.637
5	22.155	23.081	24.344	22.832	1'32.412	292,0	14:08'09.049
6	22.180	23.052	24.759	22.809	1'32.800	292,8	14:09'41.849
7	<b>22.142</b>	23.076	24.467	22.740	1'32.425	296,0	14:11'14.274
8	22.310	23.133	24.533	22.880	1'32.856	296,8	14:12'47.130
9	22.255	23.223	24.726	22.884	1'33.088	<b>293,6</b>	14:14'20.218
10	22.249	23.200	24.466	22.941	1'32.856	<b>300,0</b>	14:15'53.074
11	22.315	23.282	24.276	22.786	1'32.659	<b>300,0</b>	14:17'25.733

5° 87 R. GARDNER [1'32.160]							
Lap	Seg1	Seg2	Seg3	Seg4	Lap Time	km/h	Local Time
1		23.301	24.414	22.790	1'38.669	204,9	14:02'01.609
2	22.548	<b>22.875</b>	24.589	<b>22.622</b>	1'32.634	<b>293,6</b>	14:03'34.243
3	22.514	22.976	24.353	22.660	1'32.503	290,5	14:05'06.746
4	<b>22.172</b>	23.111	<b>24.184</b>	22.778	1'32.245	289,7	14:06'38.991
5	22.194	22.974	24.252	22.740	<b>1'32.160</b>	289,7	14:08'11.151
6	22.200	22.926	24.241	22.859	1'32.226	291,2	14:09'43.377
7	22.259	22.959	24.278	22.795	1'32.291	292,0	14:11'15.668
8	22.327	23.160	24.374	22.789	1'32.650	292,0	14:12'48.318
9	22.455	23.079	24.393	22.801	1'32.728	291,2	14:14'21.046
10	22.379	23.012	24.383	22.839	1'32.613	291,2	14:15'53.659
11	22.422	23.085	24.518	22.874	1'32.899	292,8	14:17'26.558
12	22.341	23.240	24.432	22.727	1'32.740	292,8	14:18'59.298
13	22.386	23.135	24.443	22.675	1'32.639	292,0	14:20'31.937
14	22.354	23.164	24.459	22.733	1'32.710	289,7	14:22'04.647
15	22.364	22.994	24.461	22.872	1'32.691	291,2	14:23'37.338
16	22.285	23.044	24.590	22.899	1'32.818	291,2	14:25'10.156
17	22.356	23.073	24.407	22.838	1'32.674	290,5	14:26'42.830
18	22.330	23.099	24.422	22.835	1'32.686	290,5	14:28'15.516
19	22.554	23.224	24.429	22.880	1'33.087	289,7	14:29'48.603
20	22.413	23.068	24.547	22.901	1'32.929	292,0	14:31'21.532
21	22.443	23.175	24.613	22.918	1'33.149	289,7	14:32'54.681
22	22.507	23.270	24.634	23.007	1'33.418	289,7	14:34'28.099
Race Time 34'05.159							

20/07/2024 P = Pits In/Out - C = Lap Time Cancelled

These data/results cannot be reproduced, stored and/or transmitted in whole or in part by any manner of electronic, mechanical, photocopying, recording, broadcasting or otherwise now known or herein after developed without the previous express consent by the copyright owner, except for reproduction in daily press and regular printed publications on sale to the public within 60 days of the event related to those data/results and always provided that copyright symbol appears together as follows below.

© DORNA WSBK ORGANIZATION Srl 2024



Autodrom Most 4.212 m

## Czech Round, 19-21 July 2024

### Chronological Analysis Race 1

Start at 14:00'22.940

2 / 5

6° 11 N. BULEGA [1'32.047]							
Lap	Seg1	Seg2	Seg3	Seg4	Lap Time	km/h	Local Time
1		23.269	24.342	22.648	1'37.484	214,0	14:02'00.424
2	22.254	23.085	<b>24.268</b>	<b>22.559</b>	1'32.166	297,6	14:03'32.590
3	22.222	<b>22.922</b>	24.343	22.560	<b>1'32.047</b>	299,2	14:05'04.637
4	22.184	23.051	24.328	22.600	1'32.163	297,6	14:06'36.800
5	22.284	23.011	24.353	22.751	1'32.399	299,2	14:08'09.199
6	22.260	23.056	24.370	22.715	1'32.401	<b>300,0</b>	14:09'41.600
7	<b>22.110</b>	23.046	24.591	22.739	1'32.486	293,6	14:11'14.086
8	22.139	23.151	24.680	22.750	1'32.720	292,8	14:12'46.806
9	22.205	23.177	24.665	22.788	1'32.835	292,0	14:14'19.641
10	22.330	23.237	24.844	22.882	1'33.293	292,8	14:15'52.934
11	22.361	23.187	25.025	22.825	1'33.398	296,0	14:17'26.332
12	22.308	23.200	24.393	22.690	1'32.591	297,6	14:18'58.923
13	22.389	23.214	24.612	22.907	1'33.122	296,0	14:20'32.045
14	22.429	23.376	24.848	22.885	1'33.538	298,4	14:22'05.583
15	22.244	23.154	24.505	22.801	1'32.704	298,4	14:23'38.287
16	22.287	23.248	24.722	23.070	1'33.327	298,4	14:25'11.614
17	22.481	23.321	24.782	22.774	1'33.358	295,2	14:26'44.972
18	22.172	23.086	24.655	22.789	1'32.702	296,8	14:28'17.674
19	22.392	23.245	24.577	22.865	1'33.079	294,4	14:29'50.753
20	22.316	23.258	24.665	22.910	1'33.149	290,5	14:31'23.902
21	22.294	23.304	24.673	22.834	1'33.105	292,8	14:32'57.007
22	22.443	23.286	24.639	22.943	1'33.311	293,6	14:34'30.318

Race Time 34'07.378

7° 55 A. LOCATELLI [1'32.397]							
Lap	Seg1	Seg2	Seg3	Seg4	Lap Time	km/h	Local Time
1		23.484	24.512	<b>22.687</b>	1'39.633	214,5	14:02'02.573
2	22.633	23.128	24.362	22.841	1'32.964	296,8	14:03'35.537
3	22.567	23.032	<b>24.287</b>	22.820	1'32.706	<b>300,8</b>	14:05'08.243
4	22.351	23.146	24.448	22.803	1'32.748	296,0	14:06'40.991
5	22.291	23.027	24.382	22.816	1'32.516	299,2	14:08'13.507
6	22.183	23.081	24.585	22.906	1'32.755	298,4	14:09'46.262
7	22.199	23.063	24.350	22.785	<b>1'32.397</b>	292,8	14:11'18.659
8	22.374	23.109	24.451	22.892	1'32.826	292,8	14:12'51.485
9	22.338	23.185	24.467	22.919	1'32.909	292,0	14:14'24.394
10	22.375	23.096	24.581	22.864	1'32.916	292,0	14:15'57.310
11	22.291	23.085	24.489	22.874	1'32.739	291,2	14:17'30.049
12	22.317	23.036	24.543	22.934	1'32.830	290,5	14:19'02.879
13	<b>22.160</b>	23.074	24.439	22.881	1'32.554	290,5	14:20'35.433
14	22.241	23.039	24.443	22.842	1'32.565	291,2	14:22'07.998
15	22.230	<b>22.992</b>	24.686	22.841	1'32.749	293,6	14:23'40.747
16	22.220	22.999	24.656	22.941	1'32.816	292,8	14:25'13.563
17	22.306	23.005	24.514	22.895	1'32.720	291,2	14:26'46.283
18	22.305	23.035	24.544	23.161	1'33.045	292,0	14:28'19.328
19	22.201	23.063	24.534	22.927	1'32.725	291,2	14:29'52.053
20	22.309	23.073	24.539	22.971	1'32.892	291,2	14:31'24.945
21	22.240	23.145	24.511	22.959	1'32.855	291,2	14:32'57.800
22	22.259	23.087	24.521	22.996	1'32.863	291,2	14:34'30.663

Race Time 34'07.723

8° 31 G. GERLOFF [1'32.431]							
Lap	Seg1	Seg2	Seg3	Seg4	Lap Time	km/h	Local Time
1		23.273	24.388	23.015	1'38.704	216,6	14:02'01.644
2	22.950	23.362	24.430	22.837	1'33.579	297,6	14:03'35.223
3	22.424	23.093	<b>24.367</b>	22.896	1'32.780	297,6	14:05'08.003
4	22.346	23.241	24.418	22.887	1'32.892	297,6	14:06'40.895
5	22.589	23.156	24.415	22.878	1'33.038	297,6	14:08'13.933
6	22.349	23.177	24.584	22.961	1'33.071	296,8	14:09'47.004
7	22.475	23.294	24.679	22.809	1'33.257	299,2	14:11'20.261
8	22.301	23.160	24.451	22.949	1'32.861	<b>300,0</b>	14:12'53.122
9	22.312	23.105	24.395	22.939	1'32.751	295,2	14:14'25.873
10	22.285	23.151	24.492	22.836	1'32.764	296,0	14:15'58.637
11	22.209	23.107	24.396	22.834	1'32.546	296,0	14:17'31.183

20/07/2024

P = Pits In/Out - C = Lap Time Cancelled

These data/results cannot be reproduced, stored and/or transmitted in whole or in part by any manner of electronic, mechanical, photocopying, recording, broadcasting or otherwise now known or herein after developed without the previous express consent by the copyright owner, except for reproduction in daily press and regular printed publications on sale to the public within 60 days of the event related to those data/results and always provided that copyright symbol appears together as follows below.

© DORNA WSBK ORGANIZATION Srl 2024

12	22.223	23.056	24.398	22.834	1'32.511	296,0	14:19'03.694
13	22.113	23.080	24.498	<b>22.740</b>	<b>1'32.431</b>	297,6	14:20'36.125
14	<b>22.109</b>	23.120	24.412	22.804	1'32.445	297,6	14:22'08.570
15	22.175	<b>22.996</b>	24.577	22.779	1'32.527	299,2	14:23'41.097
16	22.224	23.146	24.513	22.856	1'32.739	299,2	14:25'13.836
17	22.353	23.041	24.509	22.834	1'32.737	<b>300,0</b>	14:26'46.573
18	22.313	23.212	24.755	22.885	1'33.165	296,8	14:28'19.738
19	22.324	23.109	24.474	22.862	1'32.769	298,4	14:29'52.507
20	22.171	23.170	24.463	22.910	1'32.714	299,2	14:31'25.221
21	22.404	23.171	24.444	22.975	1'32.994	299,2	14:32'58.215
22	22.352	23.106	24.464	22.936	1'32.858	299,2	14:34'31.073

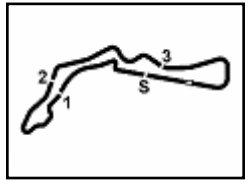
Race Time 34'08.133

9° 60 M. VAN DER MARK [1'32.493]							
Lap	Seg1	Seg2	Seg3	Seg4	Lap Time	km/h	Local Time
1		23.846	24.679	<b>22.653</b>	1'40.431	222,3	14:02'03.371
2	22.958	23.111	24.390	22.778	1'33.237	<b>300,8</b>	14:03'36.608
3	22.717	23.157	24.315	22.801	1'32.990	296,0	14:05'09.598
4	22.472	23.140	24.372	22.775	1'32.759	297,6	14:06'42.357
5	22.454	23.214	<b>24.254</b>	22.757	1'32.679	297,6	14:08'15.036
6	22.423	23.084	24.455	22.766	1'32.728	295,2	14:09'47.764
7	22.355	23.100	24.492	22.900	1'32.847	297,6	14:11'20.611
8	22.656	23.234	24.581	22.826	1'33.297	300,0	14:12'53.908
9	22.427	23.262	24.419	22.804	1'32.912	295,2	14:14'26.820
10	22.359	23.134	24.366	22.826	1'32.685	293,6	14:15'59.505
11	22.311	23.084	24.391	22.761	1'32.547	293,6	14:17'32.052
12	22.346	23.115	24.302	22.730	<b>1'32.493</b>	292,8	14:19'04.545
13	22.294	<b>23.059</b>	24.454	22.738	1'32.545	293,6	14:20'37.090
14	22.352	23.294	24.450	22.793	1'32.889	293,6	14:22'09.979
15	22.379	23.192	24.494	22.874	1'32.939	293,6	14:23'42.918
16	22.360	23.114	24.479	22.946	1'32.899	293,6	14:25'15.817
17	22.450	23.295	24.603	22.892	1'33.240	293,6	14:26'49.057
18	<b>22.291</b>	23.199	24.476	22.900	1'32.866	292,8	14:28'21.923
19	22.412	23.317	24.588	22.875	1'33.192	292,0	14:29'55.115
20	22.504	23.340	24.466	22.955	1'33.265	290,5	14:31'28.380
21	22.558	23.467	24.642	23.141	1'33.808	291,2	14:33'02.188
22	22.627	23.380	24.676	23.126	1'33.809	290,5	14:34'35.997

Race Time 34'13.057

10° 65 J. REA [1'32.516]							
Lap	Seg1	Seg2	Seg3	Seg4	Lap Time	km/h	Local Time
1		23.887	24.524	22.889	1'41.173	217,9	14:02'04.113
2	22.693	23.363	24.429	<b>22.659</b>	1'33.144	292,0	14:03'37.257
3	22.503	23.190	24.462	22.853	1'33.008	292,8	14:05'10.265
4	22.417	23.112	24.495	22.945	1'32.969	296,8	14:06'43.234
5	22.310	23.145	24.460	22.759	1'32.674	294,4	14:08'15.908
6	22.238	23.020	24.483	22.777	1'32.518	296,8	14:09'48.426
7	22.309	22.991	24.529	22.860	1'32.689	291,2	14:11'21.115
8	22.507	23.332	24.601	22.910	1'33.350	292,0	14:12'54.465
9	23.299	23.137	24.394	22.901	1'33.731C	<b>298,4</b>	14:14'28.196
10	22.409	23.116	24.426	22.913	1'32.864	296,0	14:16'01.060
11	22.254	<b>22.970</b>	24.392	22.944	1'32.560	289,7	14:17'33.620
12	<b>22.235</b>	23.018	<b>24.360</b>	22.903	<b>1'32.516</b>	287,4	14:19'06.136
13	22.367	23.077	24.456	22.948	1'32.848	287,4	14:20'38.984
14	22.347	23.319	24.630	22.925	1'35.221	285,9	14:22'14.205
15	22.395	23.132	24.663	22.999	1'33.189	287,4	14:23'47.394
16	22.383	23.263	24.491	22.945	1'33.082	288,2	14:25'20.476
17	22.531	23.247	24.468	22.992	1'33.238	287,4	14:26'53.714
18	22.396	23.119	24.524	22.937	1'32.976	286,7	14:28'26.690
19	22.500	23.128	24.538	23.046	1'33.212	285,9	14:29'59.902
20	22.439	23.087	24.559	23.009	1'33.094	285,9	14:31'32.996
21	22.492	23.215	24.606	23.063	1'33.376	285,9	14:33'06.372
22	22.527	23.243	24.733	23.181	1'33.684	287,4	14:34'40.056

Race Time 34'17.116



Autodrom Most 4.212 m

## Czech Round, 19–21 July 2024

### Chronological Analysis Race 1

Start at 14:00'22.940

3 / 5

11° 21 M. RINALDI [1'32.773]							
Lap	Seg1	Seg2	Seg3	Seg4	Lap Time	km/h	Local Time
1		23.301	<b>24.269</b>	22.820	1'38.875	220,9	14:02'01.815
2	22.723	<b>23.126</b>	24.323	<b>22.765</b>	1'32.937	<b>299,2</b>	14:03'34.752
3	22.542	23.133	24.374	22.849	1'32.898	296,8	14:05'07.650
4	22.368	23.169	24.283	22.953	<b>1'32.773</b>	296,0	14:06'40.423
5	22.424	23.215	24.443	22.934	1'33.016	294,4	14:08'13.439
6	22.469	23.286	24.634	22.964	1'33.353	296,0	14:09'46.792
7	22.451	23.327	24.589	23.002	1'33.369	295,2	14:11'20.161
8	22.611	23.424	24.646	23.013	1'33.694	293,6	14:12'53.855
9	22.813	23.424	24.753	23.009	1'33.999	292,0	14:14'27.854
10	22.398	23.349	24.690	23.003	1'33.440	292,8	14:16'01.294
11	22.499	23.345	24.659	22.999	1'33.502	293,6	14:17'34.796
12	22.413	23.277	24.557	22.989	1'33.236	290,5	14:19'08.032
13	22.471	23.408	24.607	23.076	1'33.562	292,0	14:20'41.594
14	22.479	23.431	24.659	22.996	1'33.565	291,2	14:22'15.159
15	22.477	23.153	24.598	22.895	1'33.123	294,4	14:23'48.282
16	22.375	23.177	24.638	22.876	1'33.066	295,2	14:25'21.348
17	22.466	23.267	24.628	22.878	1'33.239	292,0	14:26'54.587
18	<b>22.340</b>	23.242	24.586	22.917	1'33.085	293,6	14:28'27.672
19	22.416	23.288	24.701	22.998	1'33.403	292,0	14:30'01.075
20	22.521	23.253	24.656	23.006	1'33.436	292,0	14:31'34.511
21	22.634	23.375	24.687	23.075	1'33.771	289,7	14:33'08.282
22	22.427	23.355	24.674	23.109	1'33.565	292,0	14:34'41.847

Race Time 34'18.907

12	22.527	23.418	24.642	22.975	1'33.562	292,0	14:19'11.552
13	22.522	23.534	24.543	23.017	1'33.616	292,0	14:20'45.168
14	22.522	23.287	24.622	22.928	1'33.359	291,2	14:22'18.527
15	22.405	23.171	24.683	22.990	1'33.249	291,2	14:23'51.776
16	22.394	23.301	24.500	22.933	1'33.128	292,8	14:25'24.904
17	22.571	23.348	24.586	22.860	1'33.365	292,0	14:26'58.269
18	22.357	23.320	24.737	22.910	1'33.324	291,2	14:28'31.593
19	<b>22.355</b>	<b>23.165</b>	24.481	22.911	<b>1'32.912</b>	292,8	14:30'04.505
20	22.457	23.266	24.613	22.942	1'33.278	293,6	14:31'37.783
21	22.552	23.283	24.795	23.012	1'33.642	292,8	14:33'11.425
22	22.510	23.181	24.583	22.991	1'33.265	289,7	14:34'44.690

Race Time 34'21.750

12° 14 S. LOWES [1'32.794]							
Lap	Seg1	Seg2	Seg3	Seg4	Lap Time	km/h	Local Time
1		23.533	24.349	<b>22.758</b>	1'39.437	220,9	14:02'02.377
2	23.113	<b>23.147</b>	24.576	22.784	1'33.620	288,2	14:03'35.997
3	22.694	23.270	24.395	22.868	1'33.227	<b>294,4</b>	14:05'09.224
4	22.559	23.206	24.422	22.908	1'33.095	<b>294,4</b>	14:06'42.319
5	22.792	23.324	24.444	22.849	1'33.409	292,0	14:08'15.728
6	22.761	23.289	24.549	22.981	1'33.580	292,0	14:09'49.308
7	22.678	23.210	24.558	22.930	1'33.376	290,5	14:11'22.684
8	22.780	23.268	24.561	22.981	1'33.590	289,7	14:12'56.274
9	22.721	23.251	24.459	22.887	1'33.318	290,5	14:14'29.592
10	22.701	23.175	24.434	22.941	1'33.251	292,0	14:16'02.843
11	22.557	23.225	24.459	22.909	1'33.150	292,0	14:17'35.993
12	22.477	23.156	<b>24.345</b>	22.816	<b>1'32.794</b>	288,9	14:19'08.787
13	22.613	23.184	24.446	22.929	1'33.172	290,5	14:20'41.959
14	22.634	23.302	24.602	22.900	1'33.438	288,9	14:22'15.397
15	22.581	23.183	24.672	22.949	1'33.385	292,8	14:23'48.782
16	22.505	23.246	24.536	22.944	1'33.231	292,0	14:25'22.013
17	22.630	23.221	24.538	23.006	1'33.395	290,5	14:26'55.408
18	22.669	23.223	24.505	22.973	1'33.370	289,7	14:28'28.778
19	<b>22.463</b>	23.260	24.542	22.979	1'33.244	290,5	14:30'02.022
20	22.477	23.231	24.560	23.029	1'33.297	288,9	14:31'35.319
21	22.699	23.194	24.624	23.060	1'33.577	290,5	14:33'08.896
22	22.566	23.297	24.684	23.027	1'33.574	291,2	14:34'42.470

Race Time 34'19.530

14° 97 X. VIERGE [1'32.990]							
Lap	Seg1	Seg2	Seg3	Seg4	Lap Time	km/h	Local Time
1		23.756	24.541	<b>22.783</b>	1'40.028	220,0	14:02'02.968
2	22.670	23.208	24.698	23.038	1'33.614	296,0	14:03'36.582
3	22.479	23.189	<b>24.469</b>	23.070	1'33.207	296,0	14:05'09.789
4	22.445	23.262	24.609	22.896	1'33.212	<b>299,2</b>	14:06'43.001
5	22.931	23.214	24.525	22.900	1'33.570C	295,2	14:08'16.571
6	22.327	23.239	24.603	22.821	<b>1'32.990</b>	296,0	14:09'49.561
7	22.556	<b>23.143</b>	24.733	22.848	1'33.280	296,8	14:11'22.841
8	<b>22.209</b>	23.198	24.635	23.037	1'33.079	298,4	14:12'55.920
9	22.253	23.285	24.561	23.018	1'33.117	293,6	14:14'29.037
10	22.369	23.233	24.584	22.972	1'33.158	295,2	14:16'02.195
11	22.380	25.147	24.661	22.992	1'35.180	293,6	14:17'37.375
12	22.369	23.235	24.628	22.931	1'33.163	295,2	14:19'10.538
13	22.300	23.201	24.627	22.978	1'33.106	296,0	14:20'43.644
14	22.381	23.245	24.693	22.899	1'33.218	294,4	14:22'16.862
15	22.341	23.218	24.742	23.044	1'33.345	295,2	14:23'50.207
16	22.307	23.231	24.780	23.073	1'33.391	294,4	14:25'23.598
17	22.366	23.192	24.811	23.065	1'33.434	294,4	14:26'57.032
18	22.270	23.356	24.858	23.023	1'33.507	292,8	14:28'30.539
19	22.352	23.345	24.839	23.086	1'33.622	293,6	14:30'04.161
20	22.224	23.233	24.955	23.042	1'33.454	292,0	14:31'37.615
21	22.431	23.396	25.159	23.102	1'34.088	292,0	14:33'11.703
22	22.541	23.575	25.100	23.186	1'34.402	296,8	14:34'46.105

Race Time 34'23.165

13° 77 D. AEGERTER [1'32.912]							
Lap	Seg1	Seg2	Seg3	Seg4	Lap Time	km/h	Local Time
1		24.151	24.648	<b>22.790</b>	1'40.760	222,3	14:02'03.700
2	22.876	23.389	24.465	23.128	1'33.858	294,4	14:03'37.558
3	22.670	23.274	<b>24.446</b>	22.897	1'33.287	294,4	14:05'10.845
4	22.602	23.282	24.481	23.031	1'33.396	294,4	14:06'44.241
5	22.518	23.183	24.554	22.932	1'33.187	294,4	14:08'17.428
6	22.518	23.179	24.472	22.943	1'33.112	296,0	14:09'50.540
7	22.455	23.505	24.656	22.952	1'33.568	<b>296,8</b>	14:11'24.108
8	22.671	23.604	24.654	23.008	1'33.937	294,4	14:12'58.045
9	22.584	23.343	24.583	22.927	1'33.437	292,0	14:14'31.482
10	22.485	23.279	24.548	23.002	1'33.314	291,2	14:16'04.796
11	22.538	23.260	24.459	22.937	1'33.194	291,2	14:17'37.990

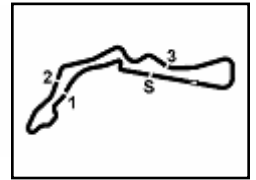
15° 45 S. REDDING [1'32.623]							
Lap	Seg1	Seg2	Seg3	Seg4	Lap Time	km/h	Local Time
1			23.390	<b>24.261</b>	<b>1'39.022</b>	219,2	14:02'01.962
2	22.897	23.223	24.436	22.894	1'33.450	<b>300,0</b>	14:03'35.412
3	22.900	23.059	24.418	22.992	1'33.369	298,4	14:05'08.781
4	22.398	23.169	24.374	22.864	1'32.805	296,0	14:06'41.586
5	<b>22.289</b>	<b>23.055</b>	24.363	22.916	<b>1'32.623</b>	296,0	14:08'14.209
6	22.344	23.108	24.550	22.981	1'32.983	296,8	14:09'47.192
7	22.501	23.267	24.591	22.912	1'33.271	297,6	14:11'20.463
8	23.017	23.326	24.535	23.002	1'33.880	296,8	14:12'54.343
9	22.849	23.406	24.545	22.895	1'33.695	295,2	14:14'28.038
10	24.920	23.393	24.518	22.856	1'35.687C	297,6	14:16'03.725
11	22.471	23.195	24.508	22.922	1'33.096	293,6	14:17'36.821
12	22.416	23.427	24.615	22.894	1'33.352	293,6	14:19'10.173
13	24.103	23.855	24.795	23.082	1'35.835C	292,8	14:20'46.008
14	22.600	23.363	24.758	22.966	1'33.687	291,2	14:22'19.695
15	22.387	23.257	24.579	22.928	1'33.151	292,8	14:23'52.846
16	22.364	23.235	24.628	22.965	1'33.192	294,4	14:25'26.038
17	22.471	23.192	24.610	22.990	1'33.263	292,8	14:26'59.301
18	22.389	23.454	25.064	23.274	1'34.181	294,4	14:28'33.482
19	22.531	23.496	24.842	23.294	1'34.163	290,5	14:30'07.645
20	22.449	23.280	24.691	23.147	1'33.567	289,7	14:31'41.212
21	22.512	23.357	24.711	23.132	1'33.712	292,0	14:33'14.924
22	22.554	23.541	25.040	23.390	1'34.525	292,0	14:34'49.449

Race Time 34'26.509

20/07/2024 P = Pits In/Out - C = Lap Time Cancelled

These data/results cannot be reproduced, stored and/or transmitted in whole or in part by any manner of electronic, mechanical, photocopying, recording, broadcasting or otherwise now known or herein after developed without the previous express consent by the copyright owner, except for reproduction in daily press and regular printed publications on sale to the public within 60 days of the event related to those data/results and always provided that copyright symbol appears together as follows below.

© DORNA WSBK ORGANIZATION Srl 2024



Autodrom Most 4.212 m

**Czech Round, 19-21 July 2024**  
**Chronological Analysis Race 1**

Start at 14:00'22.940

4 / 5

16° 47 A. BASSANI (1'33.055)							
Lap	Seg1	Seg2	Seg3	Seg4	Lap Time	km/h	Local Time
1		23.727	24.605	<b>22.865</b>	1'40.264	226,9	14:02'03.204
2	22.791	<b>23.073</b>	24.559	22.994	1'33.417	<b>297,6</b>	14:03'36.621
3	23.376	23.227	24.437	22.885	1'33.925C	292,8	14:05'10.546
4	22.547	23.282	24.486	22.962	1'33.277	296,8	14:06'43.823
5	<b>22.649</b>	23.274	24.571	22.874	1'33.368	293,6	14:08'17.191
6	<b>22.476</b>	23.136	<b>24.469</b>	22.974	<b>1'33.055</b>	294,4	14:09'50.246
7	22.487	23.596	24.656	22.968	1'33.707	296,0	14:11'23.953
8	22.712	25.550	24.608	22.973	1'35.843	292,8	14:12'59.796
9	22.779	23.311	24.646	22.916	1'33.652	289,7	14:14'33.448
10	22.479	23.280	24.649	22.918	1'33.326	291,2	14:16'06.774
11	22.478	23.310	24.644	22.994	1'33.426	292,0	14:17'40.200
12	22.658	23.488	24.616	23.188	1'33.950	295,2	14:19'14.150
13	22.565	23.340	24.655	23.102	1'33.662	289,7	14:20'47.812
14	22.674	23.385	24.712	23.080	1'33.851	292,0	14:22'21.663
15	22.494	23.239	24.622	23.062	1'33.417	291,2	14:23'55.080
16	22.501	23.362	24.672	23.154	1'33.689	292,0	14:25'28.769
17	22.663	23.299	24.638	23.108	1'33.708	289,7	14:27'02.477
18	22.593	23.324	24.727	23.107	1'33.751	290,5	14:28'36.228
19	22.584	23.356	24.843	23.072	1'33.855	290,5	14:30'10.083
20	22.613	23.505	24.719	23.248	1'34.085	290,5	14:31'44.168
21	22.661	23.375	24.750	23.155	1'33.941	289,7	14:33'18.109
22	22.704	23.342	24.821	23.167	1'34.034	290,5	14:34'52.143
Race Time 34'29.203							

12	22.658	23.418	24.818	23.068	1'33.962	286,7	14:19'15.099
13	22.579	23.406	24.780	23.131	1'33.896	288,2	14:20'48.995
14	22.531	23.381	24.886	23.064	1'33.862	289,7	14:22'22.857
15	22.682	23.328	24.721	23.191	1'33.922	290,5	14:23'56.779
16	22.629	23.440	24.862	23.125	1'34.056	288,2	14:25'30.835
17	22.653	23.379	24.866	23.148	1'34.046	288,2	14:27'04.881
18	22.646	23.419	24.816	23.139	1'34.020	287,4	14:28'38.901
19	22.578	23.464	24.884	23.120	1'34.046	288,2	14:30'12.947
20	22.740	23.441	24.866	23.176	1'34.223	284,5	14:31'47.170
21	22.677	23.688	24.858	23.282	1'34.505	286,7	14:33'21.675
22	22.783	23.546	24.967	23.217	1'34.513	290,5	14:34'56.188
Race Time 34'33.248							

17° 53 T. RABAT (1'33.327)							
Lap	Seg1	Seg2	Seg3	Seg4	Lap Time	km/h	Local Time
1		24.103	24.681	23.052	1'41.242	228,3	14:02'04.182
2	22.684	23.561	24.548	22.964	1'33.757	292,8	14:03'37.939
3	22.643	23.316	24.679	22.955	1'33.593	290,5	14:05'11.532
4	22.627	<b>23.217</b>	<b>24.493</b>	22.990	<b>1'33.327</b>	295,2	14:06'44.859
5	22.613	23.290	24.599	22.990	1'33.492	296,0	14:08'18.351
6	22.583	23.341	24.606	22.969	1'33.499	294,4	14:09'51.850
7	<b>22.418</b>	23.276	24.717	23.024	1'33.435	294,4	14:11'25.285
8	22.447	23.388	24.832	23.077	1'33.744	290,5	14:12'59.029
9	22.728	23.409	24.636	23.055	1'33.828	288,9	14:14'32.857
10	22.460	23.304	24.692	23.058	1'33.514	292,8	14:16'06.371
11	22.561	23.363	24.733	23.071	1'33.728	292,8	14:17'40.099
12	22.584	23.517	24.786	23.369	1'34.256	292,0	14:19'14.355
13	22.649	23.438	24.699	23.001	1'33.787	292,8	14:20'48.142
14	22.692	23.401	24.675	<b>22.940</b>	1'33.708	292,8	14:22'21.850
15	22.590	23.410	24.627	23.047	1'33.674	<b>297,6</b>	14:23'55.524
16	22.509	23.434	24.857	23.108	1'33.908	295,2	14:25'29.432
17	22.629	23.406	24.765	23.010	1'33.810	292,8	14:27'03.242
18	22.528	23.367	24.812	23.100	1'33.807	293,6	14:28'37.049
19	22.649	23.443	24.827	23.081	1'34.000	292,0	14:30'11.049
20	22.647	23.431	24.718	23.096	1'33.892	<b>297,6</b>	14:31'44.941
21	22.665	23.306	24.856	23.140	1'33.967	293,6	14:33'18.908
22	22.674	23.538	24.935	23.401	1'34.548	293,6	14:34'53.456
Race Time 34'30.516							

19° 28 B. RAY (1'33.295)							
Lap	Seg1	Seg2	Seg3	Seg4	Lap Time	km/h	Local Time
1		24.335	24.690	<b>22.861</b>	1'41.988	228,8	14:02'04.928
2	22.821	23.311	<b>24.330</b>	23.039	1'33.501	289,7	14:03'38.429
3	22.984	23.452	24.378	22.898	1'33.712	290,5	14:05'12.141
4	22.720	<b>23.244</b>	24.564	22.975	1'33.503	290,5	14:06'45.644
5	22.701	23.323	24.539	22.977	1'33.540	288,9	14:08'19.184
6	<b>22.513</b>	23.307	24.450	23.025	<b>1'33.295</b>	289,7	14:09'52.479
7	22.819	23.277	24.478	23.019	1'33.593	290,5	14:11'26.072
8	22.707	23.582	24.704	23.016	1'34.009	288,9	14:13'00.081
9	23.020	23.404	24.513	23.026	1'33.963	289,7	14:14'34.044
10	22.735	23.412	24.556	22.940	1'33.643	288,2	14:16'07.687
11	22.620	23.480	24.543	23.017	1'33.660	288,9	14:17'41.347
12	22.773	23.415	24.682	23.018	1'33.888	288,2	14:19'15.235
13	22.760	23.475	24.672	22.988	1'33.895	<b>292,8</b>	14:20'49.130
14	22.755	23.398	24.614	23.115	1'33.882	291,2	14:22'23.012
15	22.776	23.422	24.639	23.153	1'33.990	292,0	14:23'57.002
16	22.640	23.542	24.696	23.030	1'33.908	289,7	14:25'30.910
17	22.877	23.529	24.822	23.007	1'34.235	292,0	14:27'05.145
18	22.894	23.497	24.758	22.983	1'34.132	289,7	14:28'39.277
19	22.692	23.464	24.697	23.005	1'33.858	285,2	14:30'13.135
20	22.787	23.576	24.664	23.133	1'34.160	287,4	14:31'47.295
21	22.757	23.699	24.731	23.107	1'34.294	292,0	14:33'21.589
22	23.059	23.700	24.741	23.238	1'34.738	285,2	14:34'56.327
Race Time 34'33.387							

18° 5 P. OETTL (1'33.386)							
Lap	Seg1	Seg2	Seg3	Seg4	Lap Time	km/h	Local Time
1		24.364	24.601	<b>22.941</b>	1'41.509	225,9	14:02'04.449
2	22.725	23.479	<b>24.556</b>	23.002	1'33.762	<b>292,8</b>	14:03'38.211
3	22.742	<b>23.224</b>	24.647	22.944	1'33.557	289,7	14:05'11.768
4	22.598	23.241	24.595	22.952	<b>1'33.386</b>	291,2	14:06'45.154
5	22.536	23.300	24.689	23.068	1'33.593	292,0	14:08'18.747
6	22.575	23.246	24.701	23.039	1'33.561	291,2	14:09'52.308
7	<b>22.504</b>	23.271	24.656	22.993	1'33.424	289,7	14:11'25.732
8	22.545	23.339	24.805	23.127	1'33.816	288,9	14:12'59.548
9	22.782	23.399	24.710	23.182	1'34.073	288,2	14:14'33.621
10	22.728	23.352	24.652	23.013	1'33.745	291,2	14:16'07.366
11	22.650	23.358	24.668	23.095	1'33.771	289,7	14:17'41.137

20° 36 L. MERCADO (1'34.159)							
Lap	Seg1	Seg2	Seg3	Seg4	Lap Time	km/h	Local Time
1		24.407	24.764	<b>23.089</b>	1'42.145	227,3	14:02'05.085
2	22.880	<b>23.443</b>	24.814	23.144	1'34.281	<b>295,2</b>	14:03'39.366
3	22.747	23.540	25.533	23.374	1'35.194	292,0	14:05'14.560
4	<b>22.613</b>	23.472	24.855	23.228	1'34.168	289,7	14:06'48.728
5	22.638	23.561	24.818	23.142	<b>1'34.159</b>	288,9	14:08'22.887
6	22.691	23.569	24.822	23.315	1'34.397	288,2	14:09'57.284
7	22.723	23.535	24.843	23.217	1'34.318	288,2	14:11'31.602
8	22.715	23.570	24.951	23.361	1'34.597	288,9	14:13'06.199
9	22.794	24.071	24.949	23.202	1'35.016	287,4	14:14'41.215
10	23.040	23.703	24.966	23.231	1'34.940	286,7	14:16'16.155
11	24.313	24.092	24.911	23.326	1'36.642	287,4	14:17'52.797
12	22.814	23.566	<b>24.757</b>	23.190	1'34.327	284,5	14:19'27.124
13	22.808	23.548	24.790	23.252	1'34.398	287,4	14:21'01.522
14	22.670	23.536	24.830	23.202	1'34.238	287,4	14:22'35.760
15	22.749	23.594	24.932	23.203	1'34.478	288,2	14:24'10.238
16	22.703	23.737	24.910	23.319	1'34.669	287,4	14:25'44.907
17	22.839	23.688	24.988	23.261	1'34.776	285,9	14:27'19.683
18	22.667	23.594	24.907	23.270	1'34.438	286,7	14:28'54.121
19	22.635	23.604	24.923	23.242	1'34.404	286,7	14:30'28.525
20	22.616	23.677	24.868	23.261	1'34.422	286,7	14:32'02.947
21	22.768	23.562	25.006	23.360	1'34.696	285,9	14:33'37.643
22	22.896	23.794	25.088	23.366	1'35.144	285,9	14:35'12.787
Race Time 34'49.847							

20/07/2024

P = Pits In/Out - C = Lap Time Cancelled

These data/results cannot be reproduced, stored and/or transmitted in whole or in part by any manner of electronic, mechanical, photocopying, recording, broadcasting or otherwise now known or herein after developed without the previous express consent by the copyright owner, except for reproduction in daily press and regular printed publications on sale to the public within 60 days of the event related to those data/results and always provided that copyright symbol appears together as follows below.

© DORNA WSBK ORGANIZATION Srl 2024

## Czech Round, 19–21 July 2024

### Chronological Analysis Race 1

Start at 14:00'22.940

21° 79 H. GILLIM [1'34.046]							
Lap	Seg.1	Seg.2	Seg.3	Seg.4	Lap Time	km/h	Local Time
1		24.306	25.025	23.636	1'43.269	224,1	14:02'06.209
2	22.781	23.520	24.969	<b>23.053</b>	1'34.323	<b>288,9</b>	14:03'40.532
3	24.546	23.642	24.855	23.255	1'36.298C	<b>288,9</b>	14:05'16.830
4	22.905	23.461	<b>24.677</b>	23.179	1'34.222	287,4	14:06'51.052
5	22.652	23.501	24.787	23.220	1'34.160	285,9	14:08'25.212
6	22.797	23.484	24.900	23.234	1'34.415	285,9	14:09'59.627
7	22.699	23.770	25.033	23.262	1'34.764	285,2	14:11'34.391
8	22.771	23.756	25.185	23.320	1'35.032	285,9	14:13'09.423
9	22.808	23.510	24.920	23.109	1'34.347	285,2	14:14'43.770
10	22.769	23.556	25.162	23.270	1'34.757	285,2	14:16'18.527
11	22.930	23.568	25.227	23.286	1'35.011	283,0	14:17'53.538
12	22.725	23.578	24.874	23.320	1'34.497	285,2	14:19'28.035
13	<b>22.606</b>	23.524	24.892	23.190	1'34.212	283,7	14:21'02.247
14	22.705	<b>23.402</b>	24.749	23.190	<b>1'34.046</b>	283,7	14:22'36.293
15	22.608	23.452	24.905	23.254	1'34.219	286,7	14:24'10.512
16	24.375	23.982	24.998	23.346	1'36.701C	286,7	14:25'47.213
17	22.862	23.595	24.808	23.465	1'34.730	283,0	14:27'21.943
18	22.825	23.512	24.927	23.391	1'34.655	282,3	14:28'56.598
19	22.846	23.626	25.048	23.439	1'34.959	283,0	14:30'31.557
20	23.117	23.917	25.067	23.631	1'35.732	282,3	14:32'07.289
21	23.168	23.880	25.181	23.575	1'35.804	282,3	14:33'43.093
22	22.896	23.966	25.347	23.867	1'36.076	283,0	14:35'19.169

Race Time 34'56.229

RET 22 A. LOWES [1'32.408]							
Lap	Seg.1	Seg.2	Seg.3	Seg.4	Lap Time	km/h	Local Time
1		23.361	24.379	22.888	1'38.829	206,8	14:02'01.769
2	22.539	23.007	24.419	22.845	1'32.810	<b>298,4</b>	14:03'34.579
3	22.327	23.040	24.307	<b>22.826</b>	1'32.500	295,2	14:05'07.079
4	22.398	23.028	<b>24.262</b>	22.941	1'32.629	293,6	14:06'39.708
5	22.481	23.105	24.421	23.034	1'33.041	290,5	14:08'12.749
6	22.356	<b>23.001</b>	24.343	22.867	1'32.567	291,2	14:09'45.316
7	22.265	23.034	24.268	22.841	<b>1'32.408</b>	292,0	14:11'17.724
8	<b>22.203</b>	23.120	24.304	22.893	1'32.520	291,2	14:12'50.244
9	22.241	23.238	24.369	22.915	1'32.763	293,6	14:14'23.007
10	22.302	23.031	24.412	22.919	1'32.664	290,5	14:15'55.671
11	22.213	23.049	24.350	23.045	1'32.657	292,0	14:17'28.328
12	22.322	23.006	24.297	22.982	1'32.607	290,5	14:19'00.935
13	22.277	23.020	24.359	22.897	1'32.553	290,5	14:20'33.488
14	22.394	23.137	24.282	22.876	1'32.689	289,7	14:22'06.177
15	22.338	23.064	24.281	22.843	1'32.526	293,6	14:23'38.703
16	22.248	23.055	24.615	22.949	1'32.867	292,8	14:25'11.570
17	56.134	28.322	26.184	43.918	2'34.558P	290,5	14:27'46.128

Race Time 27'23.188

RET 71 I. LECUONA [1'33.158]							
Lap	Seg.1	Seg.2	Seg.3	Seg.4	Lap Time	km/h	Local Time
1		23.865	24.597	<b>22.753</b>	1'40.340	217,4	14:02'03.280
2	22.975	23.458	24.396	22.799	1'33.628	<b>300,8</b>	14:03'36.908
3	22.596	<b>23.239</b>	24.411	22.942	1'33.188	293,6	14:05'10.096
4	22.817	23.330	<b>24.324</b>	22.934	1'33.405	293,6	14:06'43.501
5	22.558	23.414	24.433	22.890	1'33.295	293,6	14:08'16.796
6	22.486	23.288	24.468	22.916	<b>1'33.158</b>	294,4	14:09'49.954
7	22.490	23.278	24.579	22.902	1'33.249	294,4	14:11'23.203
8	<b>22.473</b>	23.270	24.578	22.952	1'33.273	294,4	14:12'56.476
9	29.326	23.557	24.939	35.483	1'53.305CP	182,1	14:14'49.781

Race Time 14'26.841

20/07/2024

P = Pits In/Out - C = Lap Time Cancelled

These data/results cannot be reproduced, stored and/or transmitted in whole or in part by any manner of electronic, mechanical, photocopying, recording, broadcasting or otherwise now known or herein after developed without the previous express consent by the copyright owner, except for reproduction in daily press and regular printed publications on sale to the public within 60 days of the event related to those data/results and always provided that copyright symbol appears together as follows below.

© DORNA WSBK ORGANIZATION Srl 2024