

Czech Round, 19-21 July 2024
Chronological Analysis Race 2

Start at 14:00'12.413

1 / 4

1° 54 T. RAZGATLIOGLU [1'32.194]							
Lap	Seg1	Seg2	Seg3	Seg4	Lap Time	km/h	Local Time
1		22.938	24.762	22.709	1'37.584	208,3	14:01'49.997
2	22.215	23.007	24.284	22.747	1'32.253	295,2	14:03'22.250
3	22.221	23.001	24.251	22.813	1'32.286	293,6	14:04'54.536
4	22.218	23.054	24.375	22.748	1'32.395	295,2	14:06'26.931
5	22.178	23.116	24.401	22.833	1'32.528	294,4	14:07'59.459
6	22.043	22.934	24.466	22.861	1'32.304	292,8	14:09'31.763
7	22.063	22.964	24.482	22.796	1'32.305	292,8	14:11'04.068
8	22.108	22.903	24.416	22.767	1'32.194	293,6	14:12'36.262
9	22.119	22.894	24.487	22.826	1'32.326	292,8	14:14'08.588
10	22.151	23.009	24.579	22.817	1'32.556	292,8	14:15'41.144
11	22.392	22.967	24.521	22.879	1'32.759	292,0	14:17'13.903
12	22.225	22.923	24.519	22.923	1'32.590	291,2	14:18'46.493
13	22.210	23.038	24.423	22.814	1'32.485	292,0	14:20'18.978
14	22.270	22.974	24.429	22.856	1'32.529	292,0	14:21'51.507
15	22.198	22.904	24.559	22.918	1'32.579	291,2	14:23'24.086
16	22.377	23.049	24.589	22.889	1'32.904	291,2	14:24'56.990
17	22.276	22.983	24.546	22.871	1'32.676	292,0	14:26'29.666
18	22.383	23.073	24.676	23.044	1'33.176	290,5	14:28'02.842
19	22.470	23.063	24.654	23.092	1'33.279	289,7	14:29'36.121
20	22.326	23.143	24.692	22.906	1'33.067	293,6	14:31'09.188
21	22.218	23.111	24.497	22.845	1'32.671	294,4	14:32'41.859
22	22.417	23.202	24.739	24.240	1'34.598	295,2	14:34'16.457

Race Time 34'04.044

12	22.316	23.070	24.509	22.944	1'32.839	288,9	14:18'50.664
13	22.430	23.143	24.504	22.966	1'33.043	290,5	14:20'23.707
14	22.578	23.072	24.461	22.937	1'33.048	289,7	14:21'56.755
15	22.450	23.211	24.479	22.968	1'33.108	287,4	14:23'29.863
16	22.302	23.078	24.484	23.012	1'32.876	287,4	14:25'02.739
17	22.255	23.111	24.518	22.968	1'32.852	288,2	14:26'35.591
18	22.376	23.048	24.530	22.929	1'32.883	287,4	14:28'08.474
19	22.385	23.166	24.587	22.954	1'33.092	286,7	14:29'41.566
20	22.355	23.199	24.511	23.061	1'33.126	288,2	14:31'14.692
21	22.488	23.208	24.745	23.088	1'33.529	290,5	14:32'48.221
22	22.405	23.368	24.775	23.150	1'33.698	290,5	14:34'21.919

Race Time 34'09.506

2° 11 N. BULEGA [1'32.329]							
Lap	Seg1	Seg2	Seg3	Seg4	Lap Time	km/h	Local Time
1		22.939	24.655	22.720	1'37.190	209,9	14:01'49.603
2	22.330	23.074	24.302	22.669	1'32.375	291,2	14:03'21.978
3	22.280	22.980	24.362	22.721	1'32.343	292,0	14:04'54.321
4	22.263	23.061	24.367	22.638	1'32.329	292,0	14:06'26.650
5	22.336	23.067	24.709	22.852	1'32.964	291,2	14:07'59.614
6	22.245	23.066	24.446	22.693	1'32.450	297,6	14:09'32.064
7	22.340	22.980	24.532	22.649	1'32.501	296,8	14:11'04.565
8	22.225	23.076	24.295	22.808	1'32.404	294,4	14:12'36.969
9	22.360	23.050	24.392	22.704	1'32.506	293,6	14:14'09.475
10	22.347	23.192	24.504	22.736	1'32.779	292,8	14:15'42.254
11	22.327	23.055	24.411	22.733	1'32.526	292,0	14:17'14.780
12	22.402	23.013	24.485	22.775	1'32.675	292,0	14:18'47.455
13	22.290	23.182	24.435	22.787	1'32.694	292,8	14:20'20.149
14	22.329	23.199	24.435	22.855	1'32.818	290,5	14:21'52.967
15	22.522	23.225	24.513	22.857	1'33.117	291,2	14:23'26.084
16	22.388	23.152	24.517	22.866	1'32.923	291,2	14:24'59.007
17	22.329	23.163	24.628	22.950	1'33.070	291,2	14:26'32.077
18	22.441	23.280	24.601	22.874	1'33.196	290,5	14:28'05.273
19	22.455	23.357	24.708	22.871	1'33.391	288,9	14:29'38.664
20	22.467	23.269	24.554	22.820	1'33.110	289,7	14:31'11.774
21	22.479	23.350	24.776	23.090	1'33.695	293,6	14:32'45.469
22	22.578	23.761	24.834	23.054	1'34.227	292,0	14:34'19.696

Race Time 34'07.283

4° 87 R. GARDNER [1'32.448]								
Lap	Seg1	Seg2	Seg3	Seg4	Lap Time	km/h	Local Time	
1			22.997	24.573	22.782	1'37.875	209,1	14:01'50.288
2	22.620	23.037	24.396	22.744	1'32.797	292,0	14:03'23.085	
3	22.348	22.943	24.339	22.818	1'32.448	290,5	14:04'55.533	
4	22.313	23.032	24.388	22.868	1'32.601	291,2	14:06'28.134	
5	22.491	23.030	24.391	22.881	1'32.793	288,9	14:08'00.927	
6	22.536	23.147	24.453	22.902	1'33.038	291,2	14:09'33.965	
7	22.593	23.183	24.496	22.795	1'33.067	289,7	14:11'07.032	
8	22.383	23.026	24.530	22.935	1'32.874	291,2	14:12'39.906	
9	22.422	23.084	24.492	22.899	1'32.897	290,5	14:14'12.803	
10	22.409	23.098	24.609	22.849	1'32.965	288,9	14:15'45.768	
11	22.463	23.048	24.481	22.951	1'32.943	288,9	14:17'18.711	
12	22.448	23.141	24.658	22.967	1'33.214	287,4	14:18'51.925	
13	22.396	23.225	24.517	22.890	1'33.028	288,9	14:20'24.953	
14	22.320	23.137	24.493	22.892	1'32.842	287,4	14:21'57.795	
15	22.344	23.198	24.446	22.867	1'32.855	290,5	14:23'30.650	
16	22.355	23.098	24.674	22.963	1'33.090	289,7	14:25'03.740	
17	22.300	23.147	24.621	22.941	1'33.009	289,7	14:26'36.749	
18	22.262	23.215	24.684	22.947	1'33.108	289,7	14:28'09.857	
19	22.429	23.333	24.715	23.020	1'33.497	290,5	14:29'43.354	
20	22.404	23.242	24.707	22.917	1'33.270	288,9	14:31'16.624	
21	22.330	23.225	24.508	22.934	1'32.997	288,9	14:32'49.621	
22	22.543	23.227	24.609	23.026	1'33.405	288,9	14:34'23.026	

Race Time 34'10.613

3° 55 A. LOCATELLI [1'32.390]							
Lap	Seg1	Seg2	Seg3	Seg4	Lap Time	km/h	Local Time
1		23.289	24.386	22.670	1'38.653	212,0	14:01'51.066
2	22.441	22.957	24.503	22.751	1'32.652	296,0	14:03'23.718
3	22.447	22.928	24.328	22.741	1'32.444	292,8	14:04'56.162
4	22.402	22.966	24.269	22.753	1'32.390	292,0	14:06'28.552
5	22.377	22.970	24.341	22.782	1'32.470	293,6	14:08'01.022
6	22.676	23.039	24.513	22.807	1'33.035	295,2	14:09'34.057
7	22.320	23.016	24.488	22.808	1'32.632	294,4	14:11'06.689
8	22.218	23.222	24.610	22.858	1'32.908	291,2	14:12'39.597
9	22.262	23.051	24.386	22.883	1'32.582	291,2	14:14'12.179
10	22.333	23.150	24.473	22.858	1'32.814	290,5	14:15'44.993
11	22.288	23.060	24.560	22.924	1'32.832	290,5	14:17'17.825

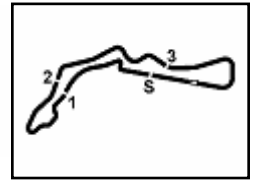
5° 60 M. VAN DER MARK [1'32.100]								
Lap	Seg1	Seg2	Seg3	Seg4	Lap Time	km/h	Local Time	
1			23.178	24.321	22.626	1'38.020	216,6	14:01'50.433
2	22.290	22.927	24.228	22.655	1'32.100	297,6	14:03'22.533	
3	22.360	22.986	24.324	22.722	1'32.392	292,0	14:04'54.925	
4	22.434	22.944	24.310	22.782	1'32.470	291,2	14:06'27.395	
5	22.384	23.204	24.398	22.778	1'32.764	291,2	14:08'00.159	
6	22.333	23.024	24.466	22.761	1'32.584	292,0	14:09'32.743	
7	22.405	23.201	24.551	22.845	1'33.002	292,0	14:11'05.745	
8	22.329	23.155	24.470	22.772	1'32.726	291,2	14:12'38.471	
9	22.338	23.138	24.464	22.846	1'32.786	291,2	14:14'11.257	
10	22.328	23.126	24.542	22.910	1'32.906	289,7	14:15'44.163	
11	22.309	23.224	24.479	22.875	1'32.887	289,7	14:17'17.050	
12	22.459	23.179	24.591	22.846	1'33.075	287,4	14:18'50.125	
13	22.357	23.311	24.671	22.907	1'33.246	288,2	14:20'23.371	
14	23.090	23.252	24.551	22.881	1'33.774	286,7	14:21'57.145	
15	22.404	23.174	24.499	22.834	1'32.911	290,5	14:23'30.056	
16	22.392	23.232	24.601	22.921	1'33.146	292,8	14:25'03.202	
17	22.320	23.239	24.606	22.890	1'33.055	290,5	14:26'36.257	
18	22.439	23.218	24.705	22.927	1'33.289	288,2	14:28'09.546	
19	22.440	23.464	24.633	22.950	1'33.487	287,4	14:29'43.033	
20	22.436	23.358	24.765	23.065	1'33.624	288,9	14:31'16.657	
21	22.438	23.450	24.666	22.930	1'33.484	291,2	14:32'50.141	
22	23.332	23.536	24.878	23.099	1'34.845	291,2	14:34'24.986	

Race Time 34'12.573

21/07/2024 P = Pits In/Out - C = Lap Time Cancelled

These data/results cannot be reproduced, stored and/or transmitted in whole or in part by any manner of electronic, mechanical, photocopying, recording, broadcasting or otherwise now known or herein after developed without the previous express consent by the copyright owner, except for reproduction in daily press and regular printed publications on sale to the public within 60 days of the event related to those data/results and always provided that copyright symbol appears together as follows below.

© DORNA WSBK ORGANIZATION Srl 2024



Autodrom Most 4.212 m

Czech Round, 19-21 July 2024
Chronological Analysis Race 2

Start at 14:00'12.413

2 / 4

6° 65 J. REA [1'32.874]							
Lap	Seg1	Seg2	Seg3	Seg4	Lap Time	km/h	Local Time
1		23.459	24.510	22.795	1'39.447	211,2	14:01'51.860
2	22.628	22.973	25.790	22.855	1'34.246	295,2	14:03'26.106
3	22.520	23.159	24.382	23.080	1'33.141	293,6	14:04'59.247
4	22.400	23.027	24.504	23.134	1'33.065	292,0	14:06'32.312
5	22.541	23.021	24.463	22.915	1'32.940	291,2	14:08'05.252
6	22.733	22.942	24.611	22.967	1'33.253	292,0	14:09'38.505
7	22.439	23.010	24.431	22.994	1'32.874	290,5	14:11'11.379
8	22.518	23.104	24.640	23.064	1'33.326	292,8	14:12'44.705
9	22.597	23.216	24.545	22.931	1'33.289	296,0	14:14'17.994
10	22.437	23.082	24.522	22.933	1'32.974	288,9	14:15'50.968
11	22.522	23.090	24.539	23.102	1'33.253	289,7	14:17'24.221
12	22.499	23.050	24.647	22.952	1'33.148	289,7	14:18'57.369
13	22.404	23.037	24.483	23.025	1'32.949	292,0	14:20'30.318
14	22.400	23.094	24.530	23.009	1'33.033	286,7	14:22'03.351
15	22.346	23.149	24.499	22.996	1'32.990	288,9	14:23'36.341
16	22.410	23.078	24.574	22.978	1'33.040	287,4	14:25'09.381
17	22.396	23.131	24.975	23.161	1'33.663	288,2	14:26'43.044
18	22.411	23.076	24.622	22.998	1'33.107	285,2	14:28'16.151
19	22.390	23.055	24.415	23.088	1'32.948	283,7	14:29'49.099
20	22.300	23.081	24.564	22.953	1'32.898	287,4	14:31'21.997
21	22.340	23.324	24.753	23.115	1'33.532	291,2	14:32'55.529
22	22.541	23.155	24.813	22.996	1'33.505	287,4	14:34'29.034

Race Time 34'16.621

7° 21 M. RINALDI [1'32.678]							
Lap	Seg1	Seg2	Seg3	Seg4	Lap Time	km/h	Local Time
1		23.152	24.493	22.728	1'38.584	222,7	14:01'50.997
2	22.723	23.054	24.573	22.797	1'33.147	294,4	14:03'24.144
3	22.413	23.097	24.611	22.891	1'33.012	292,8	14:04'57.156
4	22.328	23.129	24.414	22.914	1'32.785	292,8	14:06'29.941
5	22.240	23.100	24.331	23.007	1'32.678	292,8	14:08'02.619
6	22.274	23.046	24.465	22.964	1'32.749	292,0	14:09'35.368
7	22.314	23.272	24.493	22.971	1'33.050	292,0	14:11'08.418
8	22.283	23.247	24.443	23.009	1'32.982	292,0	14:12'41.400
9	22.301	23.328	24.673	22.967	1'33.269	289,7	14:14'14.669
10	22.440	23.240	24.534	23.003	1'33.217	290,5	14:15'47.886
11	22.403	23.275	24.511	23.118	1'33.307	288,9	14:17'21.193
12	22.457	23.330	24.441	23.014	1'33.242	288,9	14:18'54.435
13	22.388	23.349	24.549	23.077	1'33.363	290,5	14:20'27.798
14	22.438	23.268	24.513	23.041	1'33.260	288,9	14:22'01.058
15	22.460	23.243	24.567	23.176	1'33.446	288,9	14:23'34.504
16	22.449	23.235	24.589	23.088	1'33.361	288,9	14:25'07.865
17	22.426	23.312	24.711	23.113	1'33.562	289,7	14:26'41.427
18	22.460	23.345	24.659	23.104	1'33.568	288,2	14:28'14.995
19	22.391	23.297	24.587	23.138	1'33.413	287,4	14:29'48.408
20	22.396	23.314	24.567	23.047	1'33.324	289,7	14:31'21.732
21	22.488	23.413	25.034	23.204	1'34.139	291,2	14:32'55.871
22	22.735	23.501	24.878	23.280	1'34.394	288,9	14:34'30.265

Race Time 34'17.852

8° 29 A. IANNONE [1'32.630]							
Lap	Seg1	Seg2	Seg3	Seg4	Lap Time	km/h	Local Time
1		23.909	24.784	22.901	1'42.057C	217,4	14:01'54.470
2	22.529	23.133	24.520	22.799	1'32.981	288,9	14:03'27.451
3	22.680	23.120	24.509	22.886	1'33.195	292,0	14:05'00.646
4	22.370	23.112	24.653	22.839	1'32.974	299,2	14:06'33.620
5	22.375	23.126	24.747	22.922	1'33.170	296,0	14:08'06.790
6	22.425	23.165	24.643	22.792	1'33.025	294,4	14:09'39.815
7	22.313	23.194	24.654	22.750	1'32.911	293,6	14:11'12.726
8	22.206	23.116	24.453	22.855	1'32.630	293,6	14:12'45.356
9	22.511	23.286	24.538	22.929	1'33.264	295,2	14:14'18.620
10	22.659	23.321	24.688	22.879	1'33.547	296,0	14:15'52.167
11	22.599	23.380	24.684	23.137	1'33.800	296,0	14:17'25.967

12	22.394	23.356	24.753	22.837	1'33.340	291,2	14:18'59.307
13	22.420	23.241	24.631	22.850	1'33.142	291,2	14:20'32.449
14	22.308	23.303	24.756	22.915	1'33.282	292,0	14:22'05.731
15	22.344	23.241	24.618	22.896	1'33.099	292,8	14:23'38.830
16	22.354	23.275	24.724	22.987	1'33.340	291,2	14:25'12.170
17	22.437	23.331	24.841	23.069	1'33.678	292,0	14:26'45.848
18	22.295	23.299	24.666	22.963	1'33.223	293,6	14:28'19.071
19	22.328	23.250	24.578	22.882	1'33.038	291,2	14:29'52.109
20	22.409	23.396	24.624	23.011	1'33.440	293,6	14:31'25.549
21	22.429	23.204	24.562	22.968	1'33.163	293,6	14:32'58.712
22	23.246	23.338	24.714	22.954	1'34.252	295,2	14:34'32.964

Race Time 34'20.551

9° 22 A. LOWES [1'32.588]							
Lap	Seg1	Seg2	Seg3	Seg4	Lap Time	km/h	Local Time
1		23.090	24.366	22.760	1'37.999	208,0	14:01'50.412
2	22.721	23.034	24.404	22.675	1'32.834	290,5	14:03'23.246
3	22.479	22.950	24.332	22.827	1'32.588	294,4	14:04'55.834
4	22.312	25.122	24.377	22.909	1'34.720	292,8	14:06'30.554
5	22.424	25.087	24.600	22.855	1'34.966	289,7	14:08'05.520
6	22.668	23.120	24.427	22.903	1'33.118	289,7	14:09'38.638
7	25.077	23.494	24.483	22.928	1'35.982C	296,8	14:11'14.620
8	22.554	23.149	24.670	23.077	1'33.450	290,5	14:12'48.070
9	22.578	23.213	24.752	23.087	1'33.630	292,0	14:14'21.700
10	22.473	23.231	24.500	23.036	1'33.240	292,0	14:15'54.940
11	22.444	23.091	24.375	22.974	1'32.884	287,4	14:17'27.824
12	22.513	23.305	24.503	22.948	1'33.269	288,2	14:19'01.093
13	22.314	23.073	24.484	23.014	1'32.885	290,5	14:20'33.978
14	22.498	23.515	24.532	23.052	1'33.597	298,4	14:22'07.575
15	22.382	23.159	24.429	22.992	1'32.962	288,2	14:23'40.537
16	22.367	23.079	24.577	22.979	1'33.002	288,2	14:25'13.539
17	22.460	23.093	24.554	23.070	1'33.177	288,9	14:26'46.716
18	22.506	23.185	24.530	22.969	1'33.190	287,4	14:28'19.906
19	22.459	23.170	24.566	23.073	1'33.268	288,9	14:29'53.174
20	22.283	23.092	24.607	23.182	1'33.164	288,9	14:31'26.338
21	22.391	23.061	24.611	23.056	1'33.119	292,0	14:32'59.457
22	22.727	23.292	24.748	22.948	1'33.715	292,0	14:34'33.172

Race Time 34'20.759

10° 7 I. LECUONA [1'32.917]							
Lap	Seg1	Seg2	Seg3	Seg4	Lap Time	km/h	Local Time
1		23.488	24.402	22.890	1'39.349	219,6	14:01'51.762
2	22.531	23.158	24.582	22.869	1'33.140	292,8	14:03'24.902
3	22.342	23.213	24.425	22.937	1'32.917	292,0	14:04'57.819
4	22.408	23.293	24.602	23.052	1'33.355	292,8	14:06'31.174
5	22.452	23.242	24.464	22.917	1'33.075	292,0	14:08'04.249
6	22.460	23.099	24.468	22.932	1'32.959	290,5	14:09'37.208
7	22.470	23.226	24.566	23.036	1'33.298	291,2	14:11'10.506
8	22.497	23.113	24.423	23.140	1'33.173	292,0	14:12'43.679
9	22.525	23.163	24.618	22.984	1'33.290	285,2	14:14'16.969
10	22.403	23.223	24.499	23.079	1'33.204	286,7	14:15'50.173
11	22.437	23.191	24.464	23.043	1'33.135	285,2	14:17'23.308
12	22.476	23.182	24.604	23.041	1'33.303	285,9	14:18'56.611
13	22.409	23.275	24.531	23.059	1'33.274	285,9	14:20'29.885
14	22.389	23.152	24.480	23.040	1'33.061	285,9	14:22'02.946
15	22.393	23.180	24.516	23.047	1'33.136	285,2	14:23'36.082
16	22.385	23.141	24.522	22.999	1'33.047	285,9	14:25'09.129
17	22.450	23.136	25.169	23.418	1'34.173	285,9	14:26'43.302
18	22.484	23.244	24.640	23.050	1'33.418	286,7	14:28'16.720
19	22.447	23.346	24.584	23.102	1'33.479	287,4	14:29'50.199
20	22.442	23.370	24.652	23.049	1'33.513	287,4	14:31'23.712
21	23.389	23.379	24.844	23.126	1'34.738C	288,9	14:32'58.450
22	22.578	23.462	24.929	23.288	1'34.257	287,4	14:34'32.707

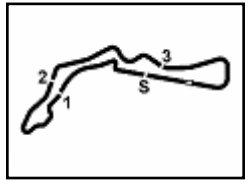
Race Time 34'20.294 + 3.000Pen

21/07/2024

P = Pits In/Dut - C = Lap Time Cancelled

These data/results cannot be reproduced, stored and/or transmitted in whole or in part by any manner of electronic, mechanical, photocopying, recording, broadcasting or otherwise now known or herein after developed without the previous express consent by the copyright owner, except for reproduction in daily press and regular printed publications on sale to the public within 60 days of the event related to those data/results and always provided that copyright symbol appears together as follows below.

© DORNA WSBK ORGANIZATION Srl 2024



Czech Round, 19-21 July 2024

Chronological Analysis Race 2

Start at 14:00'12.413

3 / 4

11° 97 X. VIERGE [1'32.954]							
Lap	Seg1	Seg2	Seg3	Seg4	Lap Time	km/h	Local Time
1		23.646	24.560	22.881	1'39.779	225,0	14:01'52.192
2	22.439	23.244	24.609	22.900	1'33.192	296,8	14:03'25.384
3	22.299	23.234	24.583	22.984	1'33.100	295,2	14:04'58.484
4	22.373	23.099	24.527	22.955	1'32.954	293,6	14:06'31.438
5	22.453	23.232	24.553	22.959	1'33.197	296,8	14:08'04.635
6	22.584	23.268	24.586	22.933	1'33.371	286,7	14:09'38.006
7	22.367	23.193	24.551	23.039	1'33.150	295,2	14:11'11.156
8	22.423	23.331	24.561	23.065	1'33.380	294,4	14:12'44.536
9	22.314	23.140	24.608	22.983	1'33.045	300,0	14:14'17.581
10	22.326	23.238	24.612	22.996	1'33.172	292,0	14:15'50.753
11	22.458	23.234	24.582	23.044	1'33.318	291,2	14:17'24.071
12	22.337	23.198	24.633	23.031	1'33.199	290,5	14:18'57.270
13	22.721	23.289	24.601	23.000	1'33.611	290,5	14:20'30.881
14	22.267	23.243	24.763	23.008	1'33.281	292,0	14:22'04.162
15	22.468	23.412	24.699	23.104	1'33.683	291,2	14:23'37.845
16	22.487	23.433	24.793	23.140	1'33.853	289,7	14:25'11.698
17	22.420	23.550	24.952	23.171	1'34.093	288,9	14:26'45.791
18	22.642	23.408	24.951	23.281	1'34.282	289,7	14:28'20.073
19	22.618	23.331	24.891	23.095	1'33.935	295,2	14:29'54.008
20	22.315	23.411	24.924	23.231	1'33.881	292,8	14:31'27.889
21	22.360	23.504	25.034	23.177	1'34.075	291,2	14:33'01.964
22	22.499	23.651	25.344	23.388	1'34.882	290,5	14:34'36.846

Race Time 34'24.433

12	22.630	23.319	24.851	23.105	1'33.905	292,0	14:19'00.120
13	22.660	23.305	24.708	23.067	1'33.740	295,2	14:20'33.860
14	23.443	23.427	24.644	23.020	1'34.534C	293,6	14:22'08.394
15	22.516	23.323	24.819	23.111	1'33.769	292,0	14:23'42.163
16	22.555	25.568	24.873	23.164	1'36.160	289,7	14:25'18.323
17	22.561	23.234	24.687	23.168	1'33.650	288,2	14:26'51.973
18	22.436	23.417	24.925	23.103	1'33.881	288,2	14:28'25.854
19	22.376	23.341	25.023	23.060	1'33.800	289,7	14:29'59.654
20	22.409	23.301	24.769	23.100	1'33.579	290,5	14:31'33.233
21	22.586	23.362	24.794	23.138	1'33.880	290,5	14:33'07.113
22	22.477	23.360	24.929	23.174	1'33.940	291,2	14:34'41.053

Race Time 34'28.640

12° 31 G. GERLOFF [1'33.095]							
Lap	Seg1	Seg2	Seg3	Seg4	Lap Time	km/h	Local Time
1		23.907	24.647	22.812	1'40.310	217,9	14:01'52.723
2	23.015	23.396	24.591	22.792	1'33.794	292,8	14:03'26.517
3	22.585	23.262	24.530	23.059	1'33.436	294,4	14:04'59.953
4	22.629	23.249	24.617	22.950	1'33.445	296,0	14:06'33.398
5	22.364	23.211	24.825	23.335	1'33.735	298,4	14:08'07.133
6	22.540	23.201	25.069	23.002	1'33.812	297,6	14:09'40.945
7	22.485	23.290	24.609	23.043	1'33.427	296,8	14:11'14.372
8	22.485	23.329	24.686	23.079	1'33.579	295,2	14:12'47.951
9	22.506	23.360	25.093	23.030	1'33.989	296,8	14:14'21.940
10	22.599	23.470	24.693	22.999	1'33.761	298,4	14:15'55.701
11	22.418	23.282	24.634	22.904	1'33.238	299,2	14:17'28.939
12	22.583	23.260	24.543	22.968	1'33.354	294,4	14:19'02.293
13	22.464	23.286	24.583	23.022	1'33.355	293,6	14:20'35.648
14	22.562	23.603	25.014	22.973	1'34.152	292,8	14:22'09.800
15	22.414	23.326	24.582	23.006	1'33.328	293,6	14:23'43.128
16	22.333	23.292	24.661	22.986	1'33.272	294,4	14:25'16.400
17	22.412	23.443	24.727	22.966	1'33.548	293,6	14:26'49.948
18	22.513	23.327	24.737	23.050	1'33.627	292,8	14:28'23.575
19	22.402	23.323	24.687	22.956	1'33.368	292,8	14:29'56.943
20	22.220	23.264	24.586	23.025	1'33.095	295,2	14:31'30.038
21	22.412	23.376	24.773	22.938	1'33.499	296,0	14:33'03.537
22	22.666	23.397	24.920	23.069	1'34.052	296,8	14:34'37.589

Race Time 34'25.176

14° 53 T. RABAT [1'33.493]							
Lap	Seg1	Seg2	Seg3	Seg4	Lap Time	km/h	Local Time
1		24.190	24.664	22.878	1'40.871	225,0	14:01'53.284
2	22.748	23.281	24.686	22.902	1'33.617	294,4	14:03'26.901
3	22.707	23.225	24.575	23.158	1'33.665	290,5	14:05'00.566
4	22.703	23.242	24.592	22.956	1'33.493	293,6	14:06'34.059
5	22.643	23.303	24.539	23.014	1'33.499	292,8	14:08'07.558
6	22.573	23.364	24.731	23.055	1'33.723	292,8	14:09'41.281
7	22.682	23.483	24.692	23.072	1'33.929	293,6	14:11'15.210
8	22.644	23.324	24.748	23.086	1'33.802	292,8	14:12'49.012
9	22.546	23.323	24.527	23.140	1'33.536	292,8	14:14'22.548
10	22.562	23.419	24.663	23.082	1'33.726	295,2	14:15'56.274
11	22.744	23.374	24.564	23.234	1'33.916	293,6	14:17'30.190
12	22.654	23.349	24.695	23.136	1'33.834	292,0	14:19'04.024
13	22.463	23.248	24.724	23.179	1'33.614	291,2	14:20'37.638
14	22.721	23.522	24.834	23.229	1'34.306	289,7	14:22'11.944
15	22.563	23.500	24.690	23.232	1'33.985	290,5	14:23'45.929
16	22.573	23.420	24.838	23.196	1'34.027	289,7	14:25'19.956
17	22.548	23.256	24.718	23.190	1'33.712	290,5	14:26'53.668
18	22.545	23.346	24.698	23.136	1'33.725	292,8	14:28'27.393
19	22.449	23.362	24.717	23.219	1'33.747	291,2	14:30'01.140
20	22.512	23.380	24.783	23.164	1'33.839	291,2	14:31'34.979
21	22.429	23.353	24.719	23.151	1'33.652	291,2	14:33'08.631
22	22.616	23.376	24.924	23.240	1'34.156	292,0	14:34'42.787

Race Time 34'30.374

13° 45 S. REDDING [1'32.967]							
Lap	Seg1	Seg2	Seg3	Seg4	Lap Time	km/h	Local Time
1		23.262	24.447	22.761	1'38.968	219,6	14:01'51.381
2	22.636	23.027	24.609	22.821	1'33.093	296,8	14:03'24.474
3	22.411	23.214	24.466	22.976	1'33.067	294,4	14:04'57.541
4	22.389	23.440	24.523	23.007	1'33.359	293,6	14:06'30.900
5	22.347	23.170	24.482	22.968	1'32.967	293,6	14:08'03.867
6	22.496	23.111	24.559	22.973	1'33.139	290,5	14:09'37.006
7	22.453	23.234	24.627	23.048	1'33.362	290,5	14:11'10.368
8	22.743	23.333	24.563	23.413	1'34.052	289,7	14:12'44.420
9	22.840	23.588	24.715	23.272	1'34.415	293,6	14:14'18.835
10	22.644	23.385	24.760	22.968	1'33.757	293,6	14:15'52.592
11	22.596	23.221	24.694	23.112	1'33.623	292,8	14:17'26.215

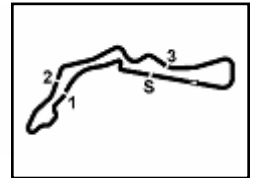
15° 28 B. RAY [1'33.457]							
Lap	Seg1	Seg2	Seg3	Seg4	Lap Time	km/h	Local Time
1		24.277	24.578	22.998	1'41.125	225,5	14:01'53.538
2	22.756	23.308	24.580	23.024	1'33.668	287,4	14:03'27.206
3	22.757	23.155	24.534	23.247	1'33.693	288,2	14:05'00.899
4	22.680	23.177	24.627	22.988	1'33.472	289,7	14:06'34.371
5	22.611	23.353	24.639	23.048	1'33.651	289,7	14:08'08.022
6	22.476	23.316	24.709	23.008	1'33.509	288,9	14:09'41.531
7	22.687	23.446	24.657	23.108	1'33.898	289,7	14:11'15.429
8	22.792	23.321	24.616	23.073	1'33.802	289,7	14:12'49.231
9	22.684	23.315	24.745	23.013	1'33.757	288,2	14:14'22.988
10	22.579	23.283	24.630	23.088	1'33.580	288,2	14:15'56.568
11	22.729	23.377	24.697	23.136	1'33.939	288,9	14:17'30.507
12	22.680	23.336	24.719	23.192	1'33.927	287,4	14:19'04.434
13	22.591	23.222	24.585	23.059	1'33.457	285,9	14:20'37.891
14	22.736	23.497	24.806	23.250	1'34.289	287,4	14:22'12.180
15	22.671	23.442	24.696	23.174	1'33.983	287,4	14:23'46.163
16	22.701	23.450	24.813	23.126	1'34.090	287,4	14:25'20.253
17	22.602	23.377	24.796	23.118	1'33.893	286,7	14:26'54.146
18	22.515	23.368	24.765	23.109	1'33.757	285,9	14:28'27.903
19	22.568	23.289	24.697	23.169	1'33.723	285,9	14:30'01.626
20	22.511	23.360	24.840	23.215	1'33.926	287,4	14:31'35.552
21	22.674	23.472	24.871	23.267	1'34.284	286,7	14:33'09.836
22	22.746	23.747	25.096	23.259	1'34.848	284,5	14:34'44.684

Race Time 34'32.271

21/07/2024 P = Pits In/Out - C = Lap Time Cancelled

These data/results cannot be reproduced, stored and/or transmitted in whole or in part by any manner of electronic, mechanical, photocopying, recording, broadcasting or otherwise now known or herein after developed without the previous express consent by the copyright owner, except for reproduction in daily press and regular printed publications on sale to the public within 60 days of the event related to those data/results and always provided that copyright symbol appears together as follows below.

© DORNA WSBK ORGANIZATION Srl 2024



Czech Round, 19-21 July 2024

Chronological Analysis Race 2

Start at 14:00'12.413

4 / 4

16° 77 D. AEGERTER [1'33.256]							
Lap	Seg1	Seg2	Seg3	Seg4	Lap Time	km/h	Local Time
1		23.639	24.511	22.910	1'40.014	224,5	14:01'52.427
2	22.571	23.333	24.664	23.065	1'33.633	291,2	14:03'26.060
3	22.789	23.230	24.486	22.933	1'33.438	294,4	14:04'59.498
4	22.518	23.248	24.584	22.906	1'33.256	294,4	14:06'32.754
5	22.525	23.322	24.646	22.972	1'33.465	294,4	14:08'06.219
6	22.645	23.363	25.088	22.960	1'34.056	292,0	14:09'40.275
7	22.492	23.238	24.776	22.990	1'33.496	293,6	14:11'13.771
8	22.699	23.311	24.733	23.180	1'33.923	288,9	14:12'47.694
9	22.618	23.363	24.838	23.109	1'33.928	287,4	14:14'21.622
10	22.756	23.356	24.789	23.040	1'33.941	290,5	14:15'55.563
11	22.835	23.323	24.717	23.071	1'33.946	288,2	14:17'29.509
12	22.700	23.336	24.667	32.431	1'43.134	288,9	14:19'12.643
13	23.423	23.633	25.423	23.373	1'35.852	281,5	14:20'48.495
14	22.744	23.495	24.962	23.238	1'34.439	285,2	14:22'22.934
15	22.611	23.422	24.914	23.086	1'34.033	285,2	14:23'56.967
16	22.630	23.410	25.031	23.109	1'34.180	286,7	14:25'31.147
17	22.676	23.411	25.095	23.235	1'34.417	285,2	14:27'05.564
18	22.848	23.618	25.217	23.217	1'34.900	283,7	14:28'40.464
19	22.666	23.568	24.971	23.212	1'34.417	285,9	14:30'14.881
20	22.638	23.477	25.085	23.324	1'34.524	288,2	14:31'49.405
21	22.883	23.606	25.137	23.295	1'34.921	288,2	14:33'24.326
22	22.847	23.694	25.506	23.427	1'35.474	288,2	14:34'59.800

Race Time 34'47.387

12	22.691	23.483	25.013	23.440	1'34.627	282,3	14:19'20.072
13	22.811	23.792	25.033	23.331	1'34.967	281,5	14:20'55.039
14	22.591	23.629	25.102	23.369	1'34.691	283,7	14:22'29.730
15	23.053	23.665	25.017	23.379	1'35.114	283,7	14:24'04.844
16	22.814	23.540	24.981	23.323	1'34.658	282,3	14:25'39.502
17	22.799	23.577	25.265	23.315	1'34.956	283,0	14:27'14.458
18	22.720	23.655	25.053	23.426	1'34.854	281,5	14:28'49.312
19	22.679	23.621	24.959	23.389	1'34.648	283,7	14:30'23.960
20	22.704	23.668	24.948	23.215	1'34.535	285,2	14:31'58.495
21	22.870	23.633	25.061	23.417	1'34.981	285,2	14:33'33.476
22	23.035	23.782	25.694	23.837	1'36.348	282,3	14:35'09.824

Race Time 34'57.411

17° 36 L. MERCADO [1'34.463]							
Lap	Seg1	Seg2	Seg3	Seg4	Lap Time	km/h	Local Time
1		24.245	25.106	23.131	1'42.065	228,3	14:01'54.478
2	23.703	23.509	24.844	23.105	1'35.161	288,2	14:03'29.639
3	22.909	23.487	24.854	23.219	1'34.469	290,5	14:05'04.108
4	22.856	23.428	25.033	23.258	1'34.575	289,7	14:06'38.683
5	22.935	23.478	24.971	23.133	1'34.517	288,2	14:08'13.200
6	22.790	23.572	24.849	23.252	1'34.463	287,4	14:09'47.663
7	22.840	23.608	25.014	23.249	1'34.711	286,7	14:11'22.374
8	22.851	23.577	24.892	23.367	1'34.687	286,7	14:12'57.061
9	22.910	23.602	25.077	23.372	1'34.961	285,2	14:14'32.022
10	22.862	23.657	25.091	23.365	1'34.975	285,9	14:16'06.997
11	22.812	23.641	25.008	23.354	1'34.815	285,2	14:17'41.812
12	22.877	23.632	25.023	23.348	1'34.880	284,5	14:19'16.692
13	22.818	23.741	24.992	23.373	1'34.924	284,5	14:20'51.616
14	22.899	23.730	24.922	23.332	1'34.883	284,5	14:22'26.499
15	22.848	23.705	25.029	23.382	1'34.964	286,7	14:24'01.463
16	22.830	23.783	24.931	23.288	1'34.832	284,5	14:25'36.295
17	22.940	23.591	25.012	23.357	1'34.900	285,2	14:27'11.195
18	22.901	23.819	25.076	23.363	1'35.159	283,7	14:28'46.354
19	22.861	23.769	25.037	23.424	1'35.091	284,5	14:30'21.445
20	22.842	23.781	25.058	23.492	1'35.173	284,5	14:31'56.618
21	22.813	23.813	25.150	23.423	1'35.199	285,2	14:33'31.817
22	22.940	23.754	25.265	23.451	1'35.410	284,5	14:35'07.227

Race Time 34'54.814

RET 47 A. BASSANI [1'32.769]								
Lap	Seg1	Seg2	Seg3	Seg4	Lap Time	km/h	Local Time	
1			23.907	24.614	22.858	1'40.456	225,9	14:01'52.869
2	22.527	23.037	24.625	22.838	1'33.027	296,0	14:03'25.896	
3	22.579	23.079	24.409	22.885	1'32.952	292,8	14:04'58.848	
4	22.426	23.086	24.385	22.872	1'32.769	292,8	14:06'31.617	
5	22.564	23.085	24.483	22.898	1'33.030	294,4	14:08'04.647	
6	22.442	23.103	24.536	22.857	1'32.938	289,7	14:09'37.585	
7	22.473	23.153	24.549	22.903	1'33.078	294,4	14:11'10.663	
8	22.708	23.354	24.496	23.118	1'33.676	291,2	14:12'44.339	
9	22.772	23.251	24.575	23.310	1'33.908	293,6	14:14'18.247	
10	22.625	23.346	24.698	23.054	1'33.723	291,2	14:15'51.970	
11	22.619	23.366	24.781	23.198	1'33.964	290,5	14:17'25.934	
12	22.754	23.309	24.875	23.060	1'33.998	288,2	14:18'59.932	
13	22.633	23.356	24.713	23.007	1'33.709	291,2	14:20'33.641	
14	22.712	23.513	24.927	23.054	1'34.206	289,7	14:22'07.847	
15	22.442	23.148	24.656	23.078	1'33.324	292,8	14:23'41.171	
16	22.562	23.168	24.563	23.018	1'33.311	290,5	14:25'14.482	
17	22.504	23.203	24.675	22.955	1'33.337	290,5	14:26'47.819	
18	22.543	23.224	24.691	22.988	1'33.446	289,7	14:28'21.265	
19	22.503	23.275	24.613	23.129	1'33.520	285,2	14:29'54.785	
20	22.496	23.243	24.689	23.140	1'33.568	290,5	14:31'28.353	
21	22.684	23.368	24.942	23.115	1'34.109	292,8	14:33'02.462	
22	22.598	23.344				290,5		

Race Time 32'50.049

18° 79 H. GILLIM [1'34.375]							
Lap	Seg1	Seg2	Seg3	Seg4	Lap Time	km/h	Local Time
1		24.499	25.411	23.222	1'42.847	221,8	14:01'55.260
2	23.092	23.641	25.252	23.306	1'35.291	288,9	14:03'30.551
3	23.044	23.709	25.080	23.217	1'35.050	287,4	14:05'05.601
4	22.945	23.596	25.179	23.380	1'35.100	285,9	14:06'40.701
5	22.736	23.505	24.932	23.202	1'34.375	285,9	14:08'15.076
6	22.783	23.537	24.970	23.271	1'34.561	285,2	14:09'49.637
7	22.835	23.613	25.060	23.272	1'34.780	283,7	14:11'24.417
8	22.877	23.549	25.000	23.202	1'34.628	284,5	14:12'59.045
9	24.566	23.920	25.031	23.295	1'36.812	284,5	14:14'35.857
10	22.862	23.600	25.071	23.269	1'34.802	283,0	14:16'10.659
11	22.986	23.515	25.006	23.279	1'34.786	282,3	14:17'45.445

RET 5 P. OETTL [1'33.505]								
Lap	Seg1	Seg2	Seg3	Seg4	Lap Time	km/h	Local Time	
1			24.586	24.829	22.997	1'41.747	223,6	14:01'54.160
2	22.514	23.265	24.621	23.155	1'33.555	286,7	14:03'27.715	
3	22.850	23.213	24.681	23.070	1'33.814	289,7	14:05'01.529	
4	22.489	23.284	24.637	23.095	1'33.505	288,2	14:06'35.034	
5	22.502	23.297	24.659	23.051	1'33.509	288,9	14:08'08.543	
6	22.522	23.275	24.745	23.099	1'33.641	288,9	14:09'42.184	
7	22.660	23.395	24.653	23.180	1'33.888	288,9	14:11'16.072	
8	22.696	23.456	24.957	23.410	1'34.519	288,2	14:12'50.591	
9	23.231	24.060	25.363	23.622	1'36.276	284,5	14:14'26.867	
10	23.368	24.556	25.825	39.662	1'53.411P	284,5	14:16'20.278	

Race Time 16'07.865

18° 1 A. BAUTISTA							
Lap	Seg1	Seg2	Seg3	Seg4	Lap Time	km/h	Local Time
1						224,5	

Race Time 9:97.57

RET 9 D. PETRUCCI							
Lap	Seg1	Seg2	Seg3	Seg4	Lap Time	km/h	Local Time
1						212,8	

Race Time 9:97.57

21/07/2024 P = Pits In/Dut - C = Lap Time Cancelled

These data/results cannot be reproduced, stored and/or transmitted in whole or in part by any manner of electronic, mechanical, photocopying, recording, broadcasting or otherwise now known or herein after developed without the previous express consent by the copyright owner, except for reproduction in daily press and regular printed publications on sale to the public within 60 days of the event related to those data/results and always provided that copyright symbol appears together as follows below.

© DORNA WSBK ORGANIZATION Srl 2024