

AUTODROM MOST

LENGTH: 4,212 km 2,617 mi

Loop	ID	OC	GPS	
			LAT	LON
Pit In	3	15	50,51926 N	13,61071 E
Pit Out	18	90	50,52000 N	13,60429 E
Speed	20	100	50,51982 N	13,60476 E
I1	22	110	50,51859 N	13,59456 E
I2	24	120	50,51931 N	13,59352 E
I2.1	41	205	50,52126 N	13,59859 E
I3	26	130	50,52063 N	13,60571 E
FL	30	150	50,51948 N	13,60775 E

LLP = Long Lap Penalty
PS = Practice Start board

Czech Round, 19–21 July 2024

Biographical Entry List

No.	Rider (Abbreviation)	Age	Date of Birth	Place of Birth	Nat	Bike Team	Wins 2024	Podiums 2024	Pole 2024	Races 2024	Tyres	Class
1	1 BAUTISTA Alvaro (Bau)	39	21/11/1984	Talavera de la Reina	ESP	Ducati Panigale V4R Aruba.it Racing - Ducati	61	99	10	184	Pirelli	
2	5 OETTL Philipp (Oet)	28	03/05/1996	Bad Reichenhall	GER	Yamaha YZF R1 GMT94 Yamaha				83	Pirelli	IND
3	7 LECUONA Iker (Lec)	24	06/01/2000	Valencia	ESP	Honda CBR1000 RR-R Team HRC		1	1	74	Pirelli	
4	9 PETRUCCI Danilo (Pet)	33	24/10/1990	Terni	ITA	Ducati Panigale V4R Barni Spark Racing Team		4		48	Pirelli	IND
5	11 BULEGA Nicolo (Bul)	24	16/10/1999	Montecchio Emilia	ITA	Ducati Panigale V4R Aruba.it Racing - Ducati	1	9	1	15	Pirelli	
6	14 LOWES Sam (SLo)	33	14/09/1990	Lincoln	GBR	Ducati Panigale V4R ELF Marc VDS Racing Team				15	Pirelli	IND
7	21 RINALDI Michael Ruben (Rin)	28	21/12/1995	Rimini	ITA	Ducati Panigale V4R Team Motocorsa Racing	5	23		201	Pirelli	IND
8	22 LOWES Alex (ALo)	33	14/09/1990	Lincoln	GBR	Kawasaki ZX-10RR Kawasaki Racing Team WorldSBK	4	40	1	300	Pirelli	
9	28 RAY Bradley (Ray)	27	16/05/1997	Ashford	GBR	Yamaha YZF R1 Yamaha Motoxracing WorldSBK Team				41	Pirelli	IND
10	29 IANNONE Andrea (Ian)	34	09/08/1989	Vasto	ITA	Ducati Panigale V4R Team GoEleven		2		15	Pirelli	IND
11	31 GERLOFF Garrett (Ger)	28	01/08/1995	Tualatin	USA	BMW M 1000 RR Bonovo Action BMW		6	1	143	Pirelli	
12	36 MERCADO Leandro (Mer)	32	15/02/1992	Cordoba	ARG	Honda CBR1000 RR-R PETRONAS MIE Racing Honda				194	Pirelli	IND
13	45 REDDING Scott (Red)	31	04/01/1993	Gloucester	GBR	BMW M 1000 RR Bonovo Action BMW	12	40	2	148	Pirelli	
14	47 BASSANI Axel (Bas)	24	24/07/1999	Feltre	ITA	Kawasaki ZX-10RR Kawasaki Racing Team WorldSBK		6		124	Pirelli	
15	53 RABAT Tito (Rab)	35	25/05/1989	Barcelona	ESP	Kawasaki ZX-10RR Kawasaki Puccetti Racing				71	Pirelli	IND
16	54 RAZGATLIOGLU Toprak (Raz)	27	16/10/1996	Alanya	TUR	BMW M 1000 RR ROKiT BMW Motorrad WorldSBK Team	48	127	15	207	Pirelli	
17	55 LOCATELLI Andrea (Loc)	27	16/10/1996	Alzano Lombardo	ITA	Yamaha YZF R1 Pata Prometeon Yamaha		16		124	Pirelli	
18	60 VAN DER MARK Michael (vdM)	31	26/10/1992	Gouda	NED	BMW M 1000 RR ROKiT BMW Motorrad WorldSBK Team	5	40	1	258	Pirelli	
19	65 REA Jonathan (Rea)	37	02/02/1987	Ballymena	GBR	Yamaha YZF R1 Pata Prometeon Yamaha	119	264	44	428	Pirelli	
20	77 AEGERTER Dominique (Aeg)	33	30/09/1990	Röthenbach Im Emmental	SUI	Yamaha YZF R1 GYTR GRT Yamaha WorldSBK Team		2		51	Pirelli	
21	79 GILLIM Hayden (Hay)	29	22/12/1994	Owensboro	USA	Honda CBR1000 RR-R PETRONAS MIE Racing Honda					Pirelli	IND
22	87 GARDNER Remy (Gar)	26	24/02/1998	Randwick	AUS	Yamaha YZF R1 GYTR GRT Yamaha WorldSBK Team		1		50	Pirelli	
23	97 VIERGE Xavi (Vie)	27	30/04/1997	Barcelona	ESP	Honda CBR1000 RR-R Team HRC		1		87	Pirelli	

Czech Round, 19–21 July 2024

Results Free Practice 1st Session

Autodrom Most 4.212 m

1 / 3

No.	Rider	Nat	Team	Bike	Class	Time	Gap	Rel.	Laps	Speed	
										Avg	Max
1	54 T. RAZGATLIOGLU	TUR	ROKIT BMW Motorrad WorldSBK Team	BMW M1000 RR		1'31.947			16	164,912	297,6
2	87 R. GARDNER	AUS	GYTR GRT Yamaha WorldSBK Team	Yamaha YZF R1		1'32.233	0.286	0.286	19	164,401	295,2
3	1 A. BAUTISTA	ESP	Aruba.it Racing - Ducati	Ducati Panigale V4R		1'32.240	0.293	0.007	21	164,389	300,8
4	9 D. PETRUCCI	ITA	Barni Spark Racing Team	Ducati Panigale V4R	IND	1'32.362	0.415	0.122	19	164,171	300,8
5	45 S. REDDING	GBR	Bonovo Action BMW	BMW M1000 RR		1'32.365	0.418	0.003	16	164,166	296,0
6	65 J. REA	GBR	Pata Prometeon Yamaha	Yamaha YZF R1		1'32.465	0.518	0.100	17	163,989	292,8
7	11 N. BULEGA	ITA	Aruba.it Racing - Ducati	Ducati Panigale V4R		1'32.507	0.560	0.042	19	163,914	300,0
8	7 I. LECUONA	ESP	Team HRC	Honda CBR1000 RR-R		1'32.538	0.591	0.031	18	163,859	295,2
9	22 A. LOWES	GBR	Kawasaki Racing Team WorldSBK	Kawasaki ZX-10RR		1'32.595	0.648	0.057	18	163,758	295,2
10	21 M. RINALDI	ITA	Team Motocorsa Racing	Ducati Panigale V4R	IND	1'32.800	0.853	0.205	16	163,397	296,0
11	97 X. VIERGE	ESP	Team HRC	Honda CBR1000 RR-R		1'33.014	1.067	0.214	19	163,021	299,2
12	55 A. LOCATELLI	ITA	Pata Prometeon Yamaha	Yamaha YZF R1		1'33.031	1.084	0.017	20	162,991	296,0
13	60 M. VAN DER MARK	NED	ROKIT BMW Motorrad WorldSBK Team	BMW M1000 RR		1'33.197	1.250	0.166	22	162,701	300,0
14	47 A. BASSANI	ITA	Kawasaki Racing Team WorldSBK	Kawasaki ZX-10RR		1'33.209	1.262	0.012	19	162,680	295,2
15	29 A. IANNONE	ITA	Team GoEleven	Ducati Panigale V4R	IND	1'33.254	1.307	0.045	17	162,601	300,0
16	28 B. RAY	GBR	Yamaha Motoxracing WorldSBK Team	Yamaha YZF R1	IND	1'33.456	1.509	0.202	18	162,250	288,9
17	31 G. GERLOFF	USA	Bonovo Action BMW	BMW M1000 RR		1'33.540	1.593	0.084	19	162,104	298,4
18	53 T. RABAT	ESP	Kawasaki Puccetti Racing	Kawasaki ZX-10RR	IND	1'33.609	1.662	0.069	17	161,984	296,0
19	14 S. LOWES	GBR	ELF Marc VDS Racing Team	Ducati Panigale V4R	IND	1'33.611	1.664	0.002	18	161,981	291,2
20	77 D. AEGERTER	SUI	GYTR GRT Yamaha WorldSBK Team	Yamaha YZF R1		1'33.671	1.724	0.060	20	161,877	292,8
21	5 P. OETTL	GER	GMT94 Yamaha	Yamaha YZF R1	IND	1'34.300	2.353	0.629	19	160,797	288,2
22	36 L. MERCADO	ARG	PETRONAS MIE Racing Honda	Honda CBR1000 RR-R	IND	1'34.772	2.825	0.472	18	159,997	292,8
23	79 H. GILLIM	USA	PETRONAS MIE Racing Honda	Honda CBR1000 RR-R	IND	1'35.726	3.779	0.954	18	158,402	288,9

Qualifying Lap Time (105% of 1'31.947): 1'36.545

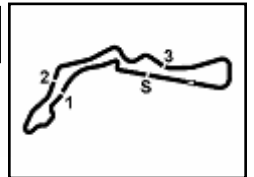
AIR	Humidity:	55%	Temp:	24°C
TRACK	Condition:	Dry	Temp:	37°C

Records	Pole	(SP)	2023	T.Razgatioglu	1'30.801	166,990	Km/h
	Race	(SPRC)	2022	T.Razgatioglu	1'31.180	166,300	Km/h
	All Times	(SP)	2023	T.Razgatioglu	1'30.801	166,990	Km/h

Start 19/07/2024 10:20 End 11:08 The results are provisional until the end of the time limit for protests and appeals and the completion of the technical checks.

These data/results cannot be reproduced, stored and/or transmitted in whole or in part by any manner of electronic, mechanical, photocopying, recording, broadcasting or otherwise now known or herein after developed without the previous express consent by the copyright owner, except for reproduction in daily press and regular printed publications on sale to the public within 60 days of the event related to those data/results and always provided that copyright symbol appears together as follows below.

© DORNA WSBK ORGANIZATION Srl 2024



Czech Round, 19–21 July 2024

Results Free Practice 1st Session

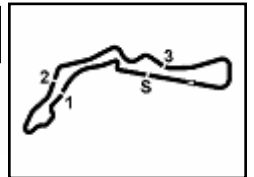
Session Highlights

Local Time	No. Rider	Description
10.20.00		Start of Session
10.20.02		WorldSBK Pit Intervention Time: 58secs
10.22.19	29 A. IANNONE	#29 On the Gravel - Rejoined - Turn 1
10.23.30	60 M. VAN DER MARK	#60 Current Lap Time Cancelled - Exceeded Track Limits - Turn 1
10.24.31	79 H. GILLIM	#79 On the Gravel - Rejoined - Turn 9
10.25.18	97 X. VIERGE	#97 Current Lap Time Cancelled - Exceeded Track Limits - Turn 1
10.25.26	77 D. AEGERTER	#77 Current Lap Time Cancelled - Exceeded Track Limits - Turn 1
10.27.25	53 T. RABAT	#53 On the Gravel - Rejoined - Turn 1
10.27.42	47 A. BASSANI	#47 On the Gravel - Rejoined - Turn 1
10.28.23	5 P. OETTL	#5 Current Lap Time Cancelled - Exceeded Track Limits - Turn 1
10.28.36	97 X. VIERGE	#97 Current Lap Time Cancelled - Exceeded Track Limits - Turn 1
10.28.43	29 A. IANNONE	#29 On Asphalt - Rejoined - Turn 20
10.29.06	87 R. GARDNER	#87 Lap Time Cancelled [1'39.943] - Exceeded Track Limits - Turn 1
10.30.03	31 G. GERLOFF	#31 Current Lap Time Cancelled - Exceeded Track Limits - Turn 1
10.30.06	28 B. RAY	#28 Current Lap Time Cancelled - Exceeded Track Limits - Turn 1
10.30.07	55 A. LOCATELLI	#55 Current Lap Time Cancelled - Exceeded Track Limits - Turn 1
10.30.33	45 S. REDDING	#45 Current Lap Time Cancelled - Exceeded Track Limits - Turn 1
10.31.25	65 J. REA	#65 Current Lap Time Cancelled - Exceeded Track Limits - Turn 1
10.31.49	22 A. LOWES	#22 Current Lap Time Cancelled - Exceeded Track Limits - Turn 1
10.32.12	47 A. BASSANI	#47 Current Lap Time Cancelled - Exceeded Track Limits - Turn 1
10.32.56	9 D. PETRUCCI	#9 Current Lap Time Cancelled - Exceeded Track Limits - Turn 1
10.33.00	31 G. GERLOFF	#31 On the Gravel - Rejoined - Turn 16
10.34.27	1 A. BAUTISTA	#1 Current Lap Time Cancelled - Exceeded Track Limits - Turn 1
10.35.33	47 A. BASSANI	#47 Current Lap Time Cancelled - Exceeded Track Limits - Turn 1
10.36.00	11 N. BULEGA	#11 Current Lap Time Cancelled - Exceeded Track Limits - Turn 1
10.36.30	28 B. RAY	#28 Current Lap Time Cancelled - Exceeded Track Limits - Turn 1
10.38.06	5 P. OETTL	#5 Current Lap Time Cancelled - Exceeded Track Limits - Turn 1
10.39.58	29 A. IANNONE	#29 Current Lap Time Cancelled - Exceeded Track Limits - Turn 1
10.47.06	60 M. VAN DER MARK	#60 Current Lap Time Cancelled - Exceeded Track Limits - Turn 1
10.48.26	36 L. MERCADO	#36 On the Gravel - Rejoined - Turn 1
10.49.26	11 N. BULEGA	#11 Current Lap Time Cancelled - Exceeded Track Limits - Turn 1
10.49.38	22 A. LOWES	#22 Current Lap Time Cancelled - Exceeded Track Limits - Turn 1
10.49.43	29 A. IANNONE	#29 Current Lap Time Cancelled - Exceeded Track Limits - Turn 1
10.49.46	5 P. OETTL	#5 Current Lap Time Cancelled - Exceeded Track Limits - Turn 1
10.50.06	29 A. IANNONE	#29 Technical Problem - Turn 1
10.51.04	29 A. IANNONE	#29 Bike not returning until the end of the session
10.52.46	55 A. LOCATELLI	#55 Current Lap Time Cancelled - Exceeded Track Limits - Turn 1
10.54.32	22 A. LOWES	#22 Current Lap Time Cancelled - Exceeded Track Limits - Turn 1
10.56.26	47 A. BASSANI	#47 Current Lap Time Cancelled - Exceeded Track Limits - Turn 1
10.56.28	53 T. RABAT	#53 Current Lap Time Cancelled - Exceeded Track Limits - Turn 1
10.59.26	14 S. LOWES	#14 Current Lap Time Cancelled - Exceeded Track Limits - Turn 1
10.59.39	60 M. VAN DER MARK	#60 Current Lap Time Cancelled - Exceeded Track Limits - Turn 1
11.00.29	65 J. REA	#65 Current Lap Time Cancelled - Exceeded Track Limits - Turn 1
11.01.37	55 A. LOCATELLI	#55 Current Lap Time Cancelled - Exceeded Track Limits - Turn 1
11.02.15	97 X. VIERGE	#97 Current Lap Time Cancelled - Exceeded Track Limits - Turn 1
11.02.49	14 S. LOWES	#14 Current Lap Time Cancelled - Exceeded Track Limits - Turn 1
11.02.56	47 A. BASSANI	#47 Current Lap Time Cancelled - Exceeded Track Limits - Turn 1
11.04.02	5 P. OETTL	#5 Current Lap Time Cancelled - Exceeded Track Limits - Turn 1
11.08.02		End of Session

Start End The results are provisional until the end of the time limit for protests and appeals
19/07/2024 10:20 11:08 and the completion of the technical checks.

These data/results cannot be reproduced, stored and/or transmitted in whole or in part by any manner of electronic, mechanical, photocopying, recording, broadcasting or otherwise now known or herein after developed without the previous express consent by the copyright owner, except for reproduction in daily press and regular printed publications on sale to the public within 60 days of the event related to those data/results and always provided that copyright symbol appears together as follows below.

© DORNA WSBK ORGANIZATION Srl 2024



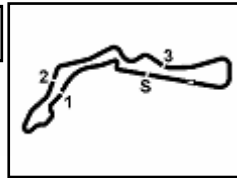
Fastest Laps Sequence

No.	Rider	Nat	Team	Bike	Local Time	Time	Gap	Avg
60	M. VAN DER MARK	NED	ROKIT BMW Motorrad WorldSBK Team	BMW M 1000 RR	10:23'20.529	1'34.516		160,430
87	R. GARDNER	AUS	GYTR GRT Yamaha WorldSBK Team	Yamaha YZF R1	10:23'23.923	1'33.915	-0.601	161,457
87	R. GARDNER	AUS	GYTR GRT Yamaha WorldSBK Team	Yamaha YZF R1	10:24'57.694	1'33.771	-0.144	161,705
1	A. BAUTISTA	ESP	Aruba.it Racing - Ducati	Ducati Panigale V4R	10:25'00.269	1'33.671	-0.100	161,877
47	A. BASSANI	ITA	Kawasaki Racing Team WorldSBK	Kawasaki ZX-10RR	10:25'42.072	1'33.209	-0.462	162,680
22	A. LOWES	GBR	Kawasaki Racing Team WorldSBK	Kawasaki ZX-10RR	10:27'00.879	1'33.044	-0.165	162,968
22	A. LOWES	GBR	Kawasaki Racing Team WorldSBK	Kawasaki ZX-10RR	10:28'33.671	1'32.792	-0.252	163,411
54	T. RAZGATLIOGLU	TUR	ROKIT BMW Motorrad WorldSBK Team	BMW M 1000 RR	10:29'02.114	1'32.128	-0.664	164,588
54	T. RAZGATLIOGLU	TUR	ROKIT BMW Motorrad WorldSBK Team	BMW M 1000 RR	10:35'12.848	1'31.947	-0.181	164,912

19/07/2024 Start End The results are provisional until the end of the time limit for protests and appeals
10:20 11:08 and the completion of the technical checks.

These data/results cannot be reproduced, stored and/or transmitted in whole or in part by any manner of electronic, mechanical, photocopying, recording, broadcasting or otherwise now known or herein after developed without the previous express consent by the copyright owner, except for reproduction in daily press and regular printed publications on sale to the public within 60 days of the event related to those data/results and always provided that copyright symbol appears together as follows below.

© DORNA WSBK ORGANIZATION Srl 2024



Czech Round, 19-21 July 2024

Best Sectors & Speed Free Practice 1st Session

Autodrom Most 4.212 m

BEST LAP

1	54	T. RAZGATLIOGLU	BMW M 1000 RR	1'31.947
2	87	R. GARDNER	Yamaha YZF R1	1'32.233
3	1	A. BAUTISTA	Ducati Panigale V4R	1'32.240
4	9	D. PETRUCCI	Ducati Panigale V4R	1'32.362
5	45	S. REDDING	BMW M 1000 RR	1'32.365
6	65	J. REA	Yamaha YZF R1	1'32.465
7	11	N. BULEGA	Ducati Panigale V4R	1'32.507
8	7	I. LECUONA	Honda CBR1000 RR-R	1'32.538
9	22	A. LOWES	Kawasaki ZX-10RR	1'32.595
10	21	M. RINALDI	Ducati Panigale V4R	1'32.800
11	97	X. VIERGE	Honda CBR1000 RR-R	1'33.014
12	55	A. LOCATELLI	Yamaha YZF R1	1'33.031
13	60	M. VAN DER MARK	BMW M 1000 RR	1'33.197
14	47	A. BASSANI	Kawasaki ZX-10RR	1'33.209
15	29	A. IANNONE	Ducati Panigale V4R	1'33.254
16	28	B. RAY	Yamaha YZF R1	1'33.456
17	31	G. GERLOFF	BMW M 1000 RR	1'33.540
18	53	T. RABAT	Kawasaki ZX-10RR	1'33.609
19	14	S. LOWES	Ducati Panigale V4R	1'33.611
20	77	D. AEGERTER	Yamaha YZF R1	1'33.671
21	5	P. OETTL	Yamaha YZF R1	1'34.300
22	36	L. MERCADO	Honda CBR1000 RR-R	1'34.772
23	79	H. GILLIM	Honda CBR1000 RR-R	1'35.726

SPEED

1	1	A. BAUTISTA	Ducati Panigale V4R	300,8
2	9	D. PETRUCCI	Ducati Panigale V4R	300,8
3	60	M. VAN DER MARK	BMW M 1000 RR	300,0
4	11	N. BULEGA	Ducati Panigale V4R	300,0
5	29	A. IANNONE	Ducati Panigale V4R	300,0
6	97	X. VIERGE	Honda CBR1000 RR-R	299,2
7	31	G. GERLOFF	BMW M 1000 RR	298,4
8	54	T. RAZGATLIOGLU	BMW M 1000 RR	297,6
9	53	T. RABAT	Kawasaki ZX-10RR	296,0
10	21	M. RINALDI	Ducati Panigale V4R	296,0
11	55	A. LOCATELLI	Yamaha YZF R1	296,0
12	45	S. REDDING	BMW M 1000 RR	296,0
13	7	I. LECUONA	Honda CBR1000 RR-R	295,2
14	22	A. LOWES	Kawasaki ZX-10RR	295,2
15	47	A. BASSANI	Kawasaki ZX-10RR	295,2
16	87	R. GARDNER	Yamaha YZF R1	295,2
17	65	J. REA	Yamaha YZF R1	292,8
18	36	L. MERCADO	Honda CBR1000 RR-R	292,8
19	77	D. AEGERTER	Yamaha YZF R1	292,8
20	14	S. LOWES	Ducati Panigale V4R	291,2
21	79	H. GILLIM	Honda CBR1000 RR-R	288,9
22	28	B. RAY	Yamaha YZF R1	288,9
23	5	P. OETTL	Yamaha YZF R1	288,2

SEG. 1

1	54	T. RAZGATLIOGLU	21.910
2	9	D. PETRUCCI	21.968
3	7	I. LECUONA	22.061
4	1	A. BAUTISTA	22.103
5	87	R. GARDNER	22.173
6	97	X. VIERGE	22.189
7	45	S. REDDING	22.199
8	11	N. BULEGA	22.232
9	55	A. LOCATELLI	22.244
10	60	M. VAN DER MARK	22.257
11	21	M. RINALDI	22.265
12	65	J. REA	22.266
13	22	A. LOWES	22.298
14	31	G. GERLOFF	22.301
15	47	A. BASSANI	22.367
16	77	D. AEGERTER	22.493
17	14	S. LOWES	22.500
18	53	T. RABAT	22.512
19	28	B. RAY	22.525
20	5	P. OETTL	22.548
21	29	A. IANNONE	22.594
22	36	L. MERCADO	22.689
23	79	H. GILLIM	22.805

SEG. 2

1	54	T. RAZGATLIOGLU	22.868
2	87	R. GARDNER	22.929
3	1	A. BAUTISTA	22.971
4	45	S. REDDING	22.986
5	65	J. REA	23.000
6	7	I. LECUONA	23.009
7	22	A. LOWES	23.027
8	11	N. BULEGA	23.048
9	9	D. PETRUCCI	23.058
10	97	X. VIERGE	23.152
11	21	M. RINALDI	23.166
12	55	A. LOCATELLI	23.191
13	47	A. BASSANI	23.234
14	31	G. GERLOFF	23.254
15	28	B. RAY	23.285
16	29	A. IANNONE	23.303
17	60	M. VAN DER MARK	23.318
18	14	S. LOWES	23.346
19	77	D. AEGERTER	23.348
20	53	T. RABAT	23.397
21	5	P. OETTL	23.525
22	36	L. MERCADO	23.719
23	79	H. GILLIM	23.743

SEG. 3

1	21	M. RINALDI	24.234
2	22	A. LOWES	24.238
3	87	R. GARDNER	24.245
4	1	A. BAUTISTA	24.251
5	54	T. RAZGATLIOGLU	24.281
6	65	J. REA	24.284
7	45	S. REDDING	24.343
8	9	D. PETRUCCI	24.381
9	11	N. BULEGA	24.459
10	47	A. BASSANI	24.500
11	7	I. LECUONA	24.509
12	29	A. IANNONE	24.533
13	60	M. VAN DER MARK	24.555
14	28	B. RAY	24.558
15	53	T. RABAT	24.559
16	55	A. LOCATELLI	24.591
17	14	S. LOWES	24.601
18	77	D. AEGERTER	24.608
19	97	X. VIERGE	24.626
20	31	G. GERLOFF	24.638
21	36	L. MERCADO	24.901
22	5	P. OETTL	24.907
23	79	H. GILLIM	25.230

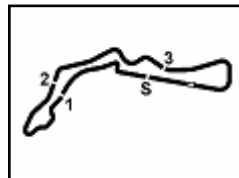
SEG. 4

1	54	T. RAZGATLIOGLU	22.577
2	87	R. GARDNER	22.609
3	11	N. BULEGA	22.696
4	1	A. BAUTISTA	22.708
5	9	D. PETRUCCI	22.717
6	60	M. VAN DER MARK	22.736
7	22	A. LOWES	22.737
8	45	S. REDDING	22.753
9	47	A. BASSANI	22.782
10	29	A. IANNONE	22.802
11	65	J. REA	22.840
12	14	S. LOWES	22.845
13	21	M. RINALDI	22.887
14	55	A. LOCATELLI	22.899
15	31	G. GERLOFF	22.909
16	7	I. LECUONA	22.914
17	97	X. VIERGE	22.952
18	53	T. RABAT	22.980
19	77	D. AEGERTER	23.011
20	28	B. RAY	23.031
21	5	P. OETTL	23.149
22	36	L. MERCADO	23.270
23	79	H. GILLIM	23.453

19/07/2024

These data/results cannot be reproduced, stored and/or transmitted in whole or in part by any manner of electronic, mechanical, photocopying, recording, broadcasting or otherwise now known or herein after developed without the previous express consent by the copyright owner, except for reproduction in daily press and regular printed publications on sale to the public within 60 days of the event related to those data/results and always provided that copyright symbol appears together as follows below.

© DORNA WSBK ORGANIZATION Srl 2024



Autodrom Most 4.212 m

Czech Round, 19-21 July 2024

Ideal Times Free Practice 1st Session

No.	Rider	Nat	Bike	Seg. 1	Seg. 2	Seg. 3	Seg. 4	Ideal Time		
				Diff. 1	Diff. 2	Diff. 3	Diff. 4	Best Lap	Pos.	Diff.
1	54 T. RAZGATLIOGLU	TUR	BMW M 1000 RR	21.910	22.868 +0.106	24.281 +0.120	22.577 +0.085	1'31.636 1'31.947	1	0.311
2	87 R. GARDNER	AUS	Yamaha YZF R1	22.173 +0.012	22.929	24.245 +0.134	22.609 +0.131	1'31.956 1'32.233	2	0.277
3	1 A. BAUTISTA	ESP	Ducati Panigale V4R	22.103 +0.033	22.971 +0.117	24.251	22.708 +0.057	1'32.033 1'32.240	3	0.207
4	9 D. PETRUCCI	ITA	Ducati Panigale V4R	21.968 +0.139	23.058 +0.094	24.381 +0.005	22.717	1'32.124 1'32.362	4	0.238
5	45 S. REDDING	GBR	BMW M 1000 RR	22.199	22.986 +0.076	24.343 +0.006	22.753 +0.002	1'32.281 1'32.365	5	0.084
6	22 A. LOWES	GBR	Kawasaki ZX-10RR	22.298 +0.001	23.027 +0.198	24.238	22.737 +0.096	1'32.300 1'32.595	9	0.295
7	65 J. REA	GBR	Yamaha YZF R1	22.266	23.000 +0.054	24.284	22.840 +0.021	1'32.390 1'32.465	6	0.075
8	11 N. BULEGA	ITA	Ducati Panigale V4R	22.232	23.048 +0.025	24.459 +0.047	22.696	1'32.435 1'32.507	7	0.072
9	7 I. LECUONA	ESP	Honda CBR1000 RR-R	22.061	23.009	24.509 +0.012	22.914 +0.033	1'32.493 1'32.538	8	0.045
10	21 M. RINALDI	ITA	Ducati Panigale V4R	22.265 +0.104	23.166	24.234	22.887 +0.144	1'32.552 1'32.800	10	0.248
11	60 M. VAN DER MARK	NED	BMW M 1000 RR	22.257 +0.076	23.318 +0.127	24.555 +0.023	22.736 +0.105	1'32.866 1'33.197	13	0.331
12	47 A. BASSANI	ITA	Kawasaki ZX-10RR	22.367 +0.177	23.234 +0.072	24.500 +0.077	22.782	1'32.883 1'33.209	14	0.326
13	97 X. VIERGE	ESP	Honda CBR1000 RR-R	22.189	23.152 +0.047	24.626 +0.048	22.952	1'32.919 1'33.014	11	0.095
14	55 A. LOCATELLI	ITA	Yamaha YZF R1	22.244	23.191 +0.001	24.591 +0.008	22.899 +0.097	1'32.925 1'33.031	12	0.106
15	31 G. GERLOFF	USA	BMW M 1000 RR	22.301 +0.061	23.254 +0.031	24.638 +0.237	22.909 +0.109	1'33.102 1'33.540	17	0.438
16	29 A. IANNONE	ITA	Ducati Panigale V4R	22.594 +0.019	23.303 +0.003	24.533	22.802	1'33.232 1'33.254	15	0.022
17	14 S. LOWES	GBR	Ducati Panigale V4R	22.500	23.346 +0.091	24.601 +0.110	22.845 +0.118	1'33.292 1'33.611	19	0.319
18	28 B. RAY	GBR	Yamaha YZF R1	22.525 +0.044	23.285	24.558 +0.013	23.031	1'33.399 1'33.456	16	0.057
19	53 T. RABAT	ESP	Kawasaki ZX-10RR	22.512	23.397	24.559 +0.007	22.980 +0.154	1'33.448 1'33.609	18	0.161
20	77 D. AEGERTER	SUI	Yamaha YZF R1	22.493 +0.158	23.348 +0.053	24.608	23.011	1'33.460 1'33.671	20	0.211
21	5 P. OETTL	GER	Yamaha YZF R1	22.548 +0.056	23.525 +0.017	24.907 +0.092	23.149 +0.006	1'34.129 1'34.300	21	0.171
22	36 L. MERCADO	ARG	Honda CBR1000 RR-R	22.689	23.719	24.901	23.270 +0.193	1'34.579 1'34.772	22	0.193
23	79 H. GILLIM	USA	Honda CBR1000 RR-R	22.805 +0.222	23.743	25.230 +0.089	23.453 +0.184	1'35.231 1'35.726	23	0.495
Overall Ideal Time				21.910	22.868	24.234	22.577	1'31.589		

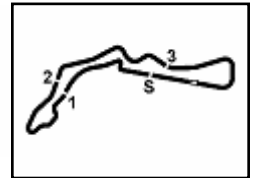
19/07/2024

These data/results cannot be reproduced, stored and/or transmitted in whole or in part by any manner of electronic, mechanical, photocopying, recording, broadcasting or otherwise now known or herein after developed without the previous express consent by the copyright owner, except for reproduction in daily press and regular printed publications on sale to the public within 60 days of the event related to those data/results and always provided that copyright symbol appears together as follows below.

© DORNA WSBK ORGANIZATION Srl 2024

FIGR PERUGIA TIMING





Autodrom Most 4.212 m

Czech Round, 19-21 July 2024

Chronological Analysis Free Practice 1st Session

1 / 5

1° 54 T. RAZGATLIOGLU [1'31.947]							
Lap	Seg1	Seg2	Seg3	Seg4	Lap Time	km/h	Local Time
1		26.207	26.730	37.216			
2	4'17.366	23.596	25.069	23.045	5'29.076P		10:27'29.986
3	22.311	22.959	24.281	22.577	1'32.128	296,8	10:29'02.114
4	21.945	23.292	24.613	22.670	1'32.520	296,8	10:30'34.634
5	22.280	24.117	24.669	22.984	1'34.050	296,8	10:32'08.684
6	22.139	22.918	24.432	22.728	1'32.217	297,6	10:33'40.901
7	21.910	22.974	24.401	22.662	1'31.947	296,0	10:35'12.848
8	22.098	24.979	25.462	35.884	1'48.423P	296,0	10:37'01.271
9	14'30.990	24.366	25.077	23.054	15'43.487P		10:52'44.758
10	22.118	23.270	26.067	23.950	1'35.405	295,2	10:54'20.163
11	22.169	22.913	26.746	22.861	1'34.689	297,6	10:55'54.852
12	21.971	22.868	24.395	22.764	1'31.998	294,4	10:57'26.850
13	22.085	22.946	24.611	22.793	1'32.435	295,2	10:58'59.285
14	22.109	22.935	24.643	22.679	1'32.366	294,4	11:00'31.651
15	21.986	22.983	24.708	22.713	1'32.390	296,8	11:02'04.041
16	22.127	23.004	24.469	22.692	1'32.292	295,2	11:03'36.333
17	22.003	22.932	24.461	22.712	1'32.108	296,8	11:05'08.441
18						296,8	

18	22.128	23.048	24.327	22.798	1'32.301	296,8	10:59'46.706
19	22.136	23.088	24.251	22.765	1'32.240	298,4	11:01'18.946
20	22.227	23.228	29.041	23.063	1'37.559	296,0	11:02'56.505
21	22.151	23.215	24.476	22.871	1'32.713	300,0	11:04'29.218
22	22.164	23.286	24.583	23.058	1'33.091	300,8	11:06'02.309

2° 87 R. GARDNER [1'32.233]							
Lap	Seg1	Seg2	Seg3	Seg4	Lap Time	km/h	Local Time
1		25.653	25.974	24.174			
2	22.877	23.462	24.698	22.878	1'33.915	287,4	10:23'23.923
3	22.593	23.684	24.682	22.812	1'33.771	295,2	10:24'57.694
4	22.547	29.304	25.168	22.924	1'39.943C	288,9	10:26'37.637
5	22.783	23.298	24.359	22.749	1'33.189	292,8	10:28'10.826
6	22.355	23.275	26.087	23.456	1'35.173	292,0	10:29'45.999
7	22.320	23.078	24.726	22.702	1'32.826	292,0	10:31'18.825
8	22.340	23.170	24.485	22.828	1'32.823	292,0	10:32'51.648
9	22.364	23.154	24.915	38.001	1'48.434P	290,5	10:34'40.082
10	7'52.674	24.070	26.942	25.741	9'09.427P		10:43'49.509
11	22.533	23.348	24.700	24.252	1'34.833	288,9	10:45'24.342
12	22.448	23.354	24.481	22.855	1'33.138	290,5	10:46'57.480
13	22.743	23.249	24.658	36.931	1'47.581P	291,2	10:48'45.061
14	6'24.988	25.066	25.254	23.413	7'38.721P		10:56'23.782
15	22.228	23.113	24.245	22.651	1'32.237	289,7	10:57'56.019
16	22.185	22.929	24.379	22.740	1'32.233	290,5	10:59'28.252
17	25.791	24.382	25.055	22.943	1'38.171	288,9	11:01'06.423
18	22.173	23.655	24.435	22.609	1'32.872	291,2	11:02'39.295
19	22.240	23.001	25.128	23.288	1'33.657	291,2	11:04'12.952
20	22.365	23.040	24.463	22.722	1'32.590	293,6	11:05'45.542

4° 9 D. PETRUCCI [1'32.362]							
Lap	Seg1	Seg2	Seg3	Seg4	Lap Time	km/h	Local Time
1			24.635	25.529	23.469		
2	22.686	23.659	24.753	23.124	1'34.222	293,6	10:23'27.390
3	22.751	23.385	24.668	22.987	1'33.791	290,5	10:25'01.181
4	22.605	23.429	24.695	22.889	1'33.618	299,2	10:26'34.799
5	22.285	23.278	24.621	22.915	1'33.099	297,6	10:28'07.898
6	22.446	23.466	24.604	22.897	1'33.413	298,4	10:29'41.311
7	22.332	23.292	24.575	22.848	1'33.047	296,8	10:31'14.358
8	22.181	23.058	24.471	22.834	1'32.544	295,2	10:32'46.902
9	28.542	29.089	27.718	40.540	2'05.889CP	295,2	10:34'52.791
10	13'29.818	24.886	25.313	22.943	14'42.960P		10:49'35.751
11	22.198	23.098	24.477	22.788	1'32.561	295,2	10:51'08.312
12	21.968	26.899	25.099	22.913	1'36.879	296,0	10:52'45.191
13	22.121	23.224	24.490	22.881	1'32.716	297,6	10:54'17.907
14	21.982	23.444	24.930	28.298	1'38.654	295,2	10:55'56.561
15	22.452	23.345	24.827	22.883	1'33.507	300,8	10:57'30.068
16	22.213	23.298	24.499	22.920	1'32.930	295,2	10:59'02.998
17	22.219	23.254	24.652	22.850	1'32.975	294,4	11:00'35.973
18	26.303	29.203	29.668	24.728	1'49.902	293,6	11:02'25.875
19	22.199	23.187	24.381	22.748	1'32.515	298,4	11:03'58.390
20	22.107	23.152	24.386	22.717	1'32.362	300,0	11:05'30.752

3° 1 A. BAUTISTA [1'32.240]							
Lap	Seg1	Seg2	Seg3	Seg4	Lap Time	km/h	Local Time
1		24.887	25.490	23.386			
2	23.408	23.573	24.973	22.884	1'34.838	259,0	10:23'26.598
3	22.853	23.449	24.650	22.719	1'33.671	277,3	10:25'00.269
4	22.677	23.324	24.693	22.789	1'33.483	293,6	10:26'33.752
5	22.580	23.327	24.552	22.708	1'33.167	298,4	10:28'06.919
6	22.347	23.221	24.313	22.775	1'32.656	296,0	10:29'39.575
7	22.151	23.114	24.497	22.916	1'32.678	296,0	10:31'11.253
8	22.238	23.209	24.495	22.827	1'32.769	296,8	10:32'45.022
9	22.294	23.086	24.414	22.786	1'32.580	296,0	10:34'17.602
10	25.867	25.262	25.039	37.254	1'53.422CP	296,8	10:36'11.024
11	7'09.533	23.635	24.604	23.015	8'20.787P		10:44'31.811
12	22.319	22.971	24.531	22.795	1'32.616	296,8	10:46'04.427
13	22.170	23.125	24.448	22.755	1'32.498	298,4	10:47'36.925
14	22.103	23.183	24.391	22.872	1'32.549	299,2	10:49'09.474
15	22.361	23.322	24.456	22.823	1'32.962	299,2	10:50'42.436
16	24.544	23.776	24.764	36.533	1'49.617P	297,6	10:52'32.053
17	4'31.298	23.650	24.574	22.830	5'42.352P		10:58'14.405

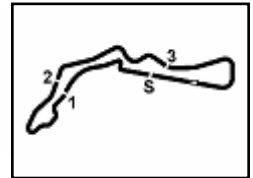
5° 45 S. REDDING [1'32.365]							
Lap	Seg1	Seg2	Seg3	Seg4	Lap Time	km/h	Local Time
1			27.186	25.850	23.526		
2	22.530	23.983	24.900	23.024	1'34.437	293,6	10:24'11.268
3	22.621	23.449	24.534	22.959	1'33.563	294,4	10:25'44.831
4	22.251	23.466	24.680	22.963	1'33.360	293,6	10:27'18.191
5	22.744	23.389	24.502	22.834	1'33.469	292,8	10:28'51.660
6	22.219	23.333	24.343	22.753	1'32.648	292,0	10:30'24.308
7	28.886	24.163	25.276	26.521	1'44.846C	294,4	10:32'09.154
8	22.299	23.342	24.387	22.835	1'32.863	296,0	10:33'42.017
9	22.221	23.221	24.496	22.845	1'32.783	293,6	10:35'14.800
10	25.351	25.451	26.008	37.315	1'54.125P	292,8	10:37'08.925
11	14'24.920	23.831	24.947	22.995	15'36.693P		10:52'45.618
12	22.376	23.259	24.544	22.951	1'33.130	296,0	10:54'18.748
13	22.298	23.494	27.976	23.314	1'37.082	293,6	10:55'55.830
14	22.331	23.405	26.420	37.933	1'50.089P	291,2	10:57'45.919
15	3'27.010	23.773	24.737	22.969	4'38.489P		11:02'24.408
16	22.289	22.986	24.415	22.797	1'32.487	289,7	11:03'56.895
17	22.199	23.062	24.349	22.755	1'32.365	292,8	11:05'29.260

6° 65 J. REA [1'32.465]							
Lap	Seg1	Seg2	Seg3	Seg4	Lap Time	km/h	Local Time
1			24.559	26.285	24.040		
2	22.939	23.499	24.849	23.083	1'34.370	285,9	10:23'25.902
3	22.634	23.565	24.742	22.840	1'33.781	290,5	10:24'59.683
4	22.718	23.457	24.599	23.053	1'33.827	292,8	10:26'33.510
5	22.531	23.286	24.681	23.213	1'33.711	287,4	10:28'07.221
6	22.900	24.581	25.455	23.200	1'36.136	290,5	10:29'43.357
7	22.385	23.242	24.460	22.869	1'32.956	290,5	10:31'16.313
8	26.818	24.499	25.840	36.781	1'53.938CP	292,8	10:33'10.251
9	12'21.334	24.402	24.837	23.133	13'33.706P		10:46'43.957
10	22.518	23.080	24.421	22.926	1'32.945	288,9	10:48'16.902
11	22.416	23.114	25.560	23.154	1'34.244	288,2	10:49'51.146
12	22.370	23.224	24.468	22.886	1'32.948	288,2	10:51'24.094

19/07/2024 P = Pits In/Out - C = Lap Time Cancelled

These data/results cannot be reproduced, stored and/or transmitted in whole or in part by any manner of electronic, mechanical, photocopying, recording, broadcasting or otherwise now known or herein after developed without the previous express consent by the copyright owner, except for reproduction in daily press and regular printed publications on sale to the public within 60 days of the event related to those data/results and always provided that copyright symbol appears together as follows below.

© DORNA WSBK ORGANIZATION Srl 2024



Autodrom Most 4.212 m

Czech Round, 19-21 July 2024

Chronological Analysis Free Practice 1st Session

2 / 5

13	25.793	29.459	25.240	23.418	1'43.910	288,9	10:53'08.004
14	22.266	23.054	24.284	22.861	1'32.465	290,5	10:54'40.469
15	22.337	23.172	27.754	34.961	1'48.224P	290,5	10:56'28.693
16	4'23.086	24.164	25.717	22.940	5'35.907CP		11:02'04.600
17	22.343	23.000	24.363	22.895	1'32.601	290,5	11:03'37.201
18	22.963	23.291	24.451	23.001	1'33.706	290,5	11:05'10.907

10	22.558	23.236	24.541	22.947	1'33.282	291,2	10:47'54.959
11	22.406	23.358	24.526	22.987	1'33.277	291,2	10:49'28.236
12	32.773	28.197	24.963	22.973	1'48.906C	292,8	10:51'17.142
13	22.361	23.202	24.518	22.825	1'32.906	293,6	10:52'50.048
14	22.370	23.323	24.448	22.815	1'32.956	295,2	10:54'23.004
15	28.736	23.834	24.905	38.506	1'55.981CP	294,4	10:56'18.985
16	3'54.059	24.186	25.134	23.439	5'06.818P		11:01'25.803
17	22.528	23.361	24.621	23.097	1'33.607	288,9	11:02'59.410
18	22.328	23.309	24.472	22.953	1'33.062	293,6	11:04'32.472
19	22.432	23.282	24.393	23.053	1'33.160	292,8	11:06'05.632

7° 11 N. BULEGA [1'32.507]

Lap	Seg1	Seg2	Seg3	Seg4	Lap Time	km/h	Local Time
1		26.019	26.957	24.070			
2	23.005	23.957	25.398	23.223	1'35.583	291,2	10:24'45.452
3	23.067	23.715	25.301	23.193	1'35.276	292,0	10:26'20.728
4	22.696	23.404	24.965	23.034	1'34.099	294,4	10:27'54.827
5	22.256	23.362	24.961	22.992	1'33.571	294,4	10:29'28.398
6	22.432	23.429	24.803	22.970	1'33.634	293,6	10:31'02.033
7	22.588	23.318	24.808	22.997	1'33.711	294,4	10:32'35.742
8	22.657	25.977	28.166	25.518	1'42.318	293,6	10:34'18.061
9	22.347	23.267	24.666	22.839	1'33.119	300,0	10:35'51.180
10	31.856	26.277	27.273	40.224	2'05.630CP	294,4	10:37'56.810
11	7'02.536	23.668	24.621	22.810	8'13.635P		10:46'10.445
12	22.263	23.048	24.523	22.811	1'32.645	296,0	10:47'43.090
13	22.250	23.520	24.971	22.944	1'33.685	297,6	10:49'16.775
14	24.887	23.836	25.005	22.865	1'36.593C	294,4	10:50'53.368
15	22.392	23.165	24.718	22.812	1'33.087	296,8	10:52'26.455
16	22.324	23.323	24.802	22.803	1'33.252	298,4	10:53'59.707
17	24.197	25.285	26.964	38.056	1'54.502P	296,8	10:55'54.209
18	5'19.761	23.669	24.707	22.880	6'31.017P		11:02'25.226
19	22.354	23.052	24.459	22.709	1'32.574	293,6	11:03'57.800
20	22.232	23.073	24.506	22.696	1'32.507	295,2	11:05'30.307

10° 21 M. RINALDI [1'32.800]

Lap	Seg1	Seg2	Seg3	Seg4	Lap Time	km/h	Local Time
1		25.168	25.712	23.780			
2	23.260	23.735	24.979	23.572	1'35.546	287,4	10:24'02.850
3	22.681	23.492	24.591	23.549	1'34.313	292,0	10:25'37.163
4	22.369	23.268	24.594	22.887	1'33.118	295,2	10:27'10.281
5	22.591	28.293	25.138	23.519	1'39.541	296,0	10:28'49.822
6	22.348	23.259	24.516	22.931	1'33.054	291,2	10:30'22.876
7	22.547	26.142	25.517	23.184	1'37.390	294,4	10:32'00.266
8	22.265	23.374	25.780	40.015	1'51.434P	294,4	10:33'51.700
9	9'21.789	24.220	24.925	23.488	10'34.422P		10:44'26.122
10	22.466	23.343	24.708	23.088	1'33.605	290,5	10:45'59.727
11	22.481	23.301	24.571	23.067	1'33.420	291,2	10:47'33.147
12	22.320	23.385	24.362	23.124	1'33.191	291,2	10:49'06.338
13	22.411	29.105	27.576	39.165	1'58.257P	292,0	10:51'04.595
14	8'09.764	24.747	24.971	23.323	9'22.805P		11:00'27.400
15	22.433	23.211	24.315	22.970	1'32.929	288,9	11:02'00.329
16	22.290	23.243	24.337	22.987	1'32.857	290,5	11:03'33.186
17	22.369	23.166	24.234	23.031	1'32.800	286,7	11:05'05.986
18						236,1	

8° 7 I. LECUONA [1'32.538]

Lap	Seg1	Seg2	Seg3	Seg4	Lap Time	km/h	Local Time
1		24.732	25.793	23.862			
2	23.166	23.525	24.799	23.025	1'34.515	278,7	10:23'26.124
3	22.628	23.576	24.678	22.914	1'33.796	292,0	10:24'59.920
4	22.606	23.552	24.524	23.024	1'33.706	295,2	10:26'33.626
5	22.552	23.381	24.852	22.947	1'33.732	292,8	10:28'07.358
6	22.368	23.356	24.602	23.061	1'33.387	294,4	10:29'40.745
7	22.576	24.576	24.634	37.547	1'49.333P	289,7	10:31'30.078
8	10'59.174	24.957	25.160	24.212	12'13.503P		10:43'43.581
9	22.450	23.501	24.767	23.030	1'33.748	287,4	10:45'17.329
10	22.274	23.557	24.509	22.939	1'33.279	288,2	10:46'50.608
11	22.443	23.269	24.581	23.027	1'33.320	289,7	10:48'23.928
12	22.329	23.350	24.516	22.953	1'33.148	288,9	10:49'57.076
13	23.864	24.686	25.053	36.100	1'49.703P	290,5	10:51'46.779
14	4'48.354	24.370	24.701	22.927	6'00.352P		10:57'47.131
15	22.061	23.009	24.521	22.947	1'32.538	288,9	10:59'19.669
16	22.206	23.129	27.151	23.216	1'35.702	288,2	11:00'55.371
17	22.230	23.379	26.866	35.722	1'48.197P	288,2	11:02'43.568
18	1'01.387	23.384	24.645	23.007	2'12.423P		11:04'55.991
19	22.233	23.227	24.621	23.047	1'33.128	289,7	11:06'29.119

11° 97 X. VIERGE [1'33.014]

Lap	Seg1	Seg2	Seg3	Seg4	Lap Time	km/h	Local Time
1		24.970	25.941	25.118			
2	23.050	23.783	25.301	23.467	1'35.601	293,6	10:23'33.025
3	22.964	23.632	25.225	23.475	1'35.296	295,2	10:25'08.321
4	29.896	26.275	24.950	23.150	1'44.271C	295,2	10:26'52.592
5	22.519	23.442	24.930	23.179	1'34.070	296,8	10:28'26.662
6	28.156	25.334	25.091	23.046	1'41.627C	296,8	10:30'08.289
7	22.486	23.362	24.983	23.462	1'34.293	296,0	10:31'42.582
8	23.026	23.674	25.020	23.375	1'35.095	292,0	10:33'17.677
9	22.340	23.540	24.860	23.074	1'33.814	292,0	10:34'51.491
10	22.449	24.431	27.145	38.116	1'52.141P	294,4	10:36'43.632
11	8'30.812	24.075	25.200	23.441	9'43.528P		10:46'27.160
12	22.485	23.631	25.136	28.269	1'39.521	295,2	10:48'06.681
13	22.548	23.516	25.082	23.194	1'34.340	294,4	10:49'41.021
14	22.368	23.527	25.020	23.196	1'34.111	295,2	10:51'15.132
15	22.526	23.489	25.143	36.487	1'47.645P	294,4	10:53'02.777
16	4'40.446	24.464	26.480	25.480	5'56.870P		10:58'59.647
17	22.403	23.190	24.626	23.012	1'33.231	294,4	11:00'32.878
18	22.293	23.152	24.769	22.982	1'33.196	295,2	11:02'06.074
19	29.966	29.164	26.573	27.139	1'52.842C	295,2	11:03'58.916
20	22.189	23.199	24.674	22.952	1'33.014	299,2	11:05'31.930

9° 22 A. LOWES [1'32.595]

Lap	Seg1	Seg2	Seg3	Seg4	Lap Time	km/h	Local Time
1		25.167	25.921	23.423			
2	23.019	23.710	25.065	23.253	1'35.047	293,6	10:23'53.554
3	22.744	23.638	24.671	23.228	1'34.281	292,0	10:25'27.835
4	22.398	23.278	24.466	22.902	1'33.044	293,6	10:27'00.879
5	22.298	23.027	24.453	23.014	1'32.792	294,4	10:28'33.671
6	22.483	23.189	24.529	22.737	1'32.938	291,2	10:30'06.609
7	22.299	23.225	24.238	22.833	1'32.595	292,8	10:31'39.204
8	30.782	29.239	25.429	41.630	2'07.080CP	295,2	10:33'46.284
9	11'22.625	24.335	25.058	23.375	12'35.393P		10:46'21.677

12° 55 A. LOCATELLI [1'33.031]

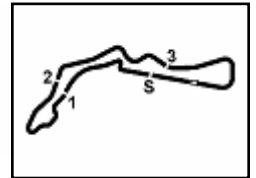
Lap	Seg1	Seg2	Seg3	Seg4	Lap Time	km/h	Local Time
1		24.441	25.402	23.488			
2	24.139	23.871	24.939	23.174	1'36.123	280,8	10:23'42.856
3	22.880	23.877	24.943	23.015	1'34.715	293,6	10:25'17.571
4	22.638	23.396	24.669	22.990	1'33.693	293,6	10:26'51.264
5	22.479	23.205	24.600	22.899	1'33.183	292,0	10:28'24.447
6	22.382	23.191	24.594	22.942	1'33.109	291,2	10:29'57.556

19/07/2024 P = Pits In/Out - C = Lap Time Cancelled

These data/results cannot be reproduced, stored and/or transmitted in whole or in part by any manner of electronic, mechanical, photocopying, recording, broadcasting or otherwise now known or herein after developed without the previous express consent by the copyright owner, except for reproduction in daily press and regular printed publications on sale to the public within 60 days of the event related to those data/results and always provided that copyright symbol appears together as follows below.

© DORNA WSBK ORGANIZATION Srl 2024





Autodrom Most 4.212 m

Czech Round, 19-21 July 2024

Chronological Analysis Free Practice 1st Session

3 / 5

7	26.488	23.989	25.093	23.214	1'38.784C	292,8	10:31'36.340
8	22.244	23.192	24.599	22.996	1'33.031	296,0	10:33'09.371
9	23.988	25.990	25.702	37.336	1'53.016P	291,2	10:35'02.387
10	10'08.927	24.172	24.671	23.116	11'20.886P		10:46'23.273
11	22.519	23.482	24.670	22.985	1'33.656	292,8	10:47'56.929
12	22.271	23.426	24.606	22.921	1'33.224	291,2	10:49'30.153
13	22.290	23.280	24.714	23.035	1'33.319	292,0	10:51'03.472
14	22.326	23.303	24.667	23.025	1'33.321	290,5	10:52'36.793
15	27.800	28.229	25.000	23.067	1'44.096C	292,0	10:54'20.889
16	22.408	23.297	24.691	25.043	1'35.439	294,4	10:55'56.328
17	22.397	23.481	24.793	36.432	1'47.103P	294,4	10:57'43.431
18	2'33.969	23.408	24.799	22.963	3'45.139P		11:01'28.570
19	23.319	23.575	24.722	23.040	1'34.656C	291,2	11:03'03.226
20	22.280	23.289	24.655	22.966	1'33.190	289,7	11:04'36.416
21	22.435	23.230	24.591	22.996	1'33.252	293,6	11:06'09.668

15° 29 A. IANNONE (1'33.254)							
Lap	Seg1	Seg2	Seg3	Seg4	Lap Time	km/h	Local Time
1		26.183	25.909	24.121			
2	28.392	25.263	25.641	23.562	1'42.858	289,7	10:23'38.457
3	23.441	30.166	25.355	23.388	1'42.350	284,5	10:25'20.807
4	24.234	24.275	25.224	23.051	1'36.784	295,2	10:26'57.591
5	22.906	23.669	24.564	34.373	1'45.512	295,2	10:28'43.103
6	25.839	24.151	24.713	23.184	1'37.887	288,2	10:30'20.990
7	23.140	23.810	24.877	23.255	1'35.082	294,4	10:31'56.072
8	23.249	23.844	24.827	23.356	1'35.276	291,2	10:33'31.348
9	22.685	23.766	24.792	23.060	1'34.303	294,4	10:35'05.651
10	22.782	23.551	24.999	23.102	1'34.434	292,8	10:36'40.085
11	22.658	23.577	24.897	23.122	1'34.254	292,8	10:38'14.339
12	22.831	23.519	24.898	22.940	1'34.188	292,8	10:39'48.527
13	30.398	27.577	25.439	23.558	1'46.972C	292,0	10:41'35.499
14	22.761	23.490	24.622	22.828	1'33.701	294,4	10:43'09.200
15	22.594	23.303	24.598	23.180	1'33.675	294,4	10:44'42.875
16	26.463	24.256	25.025	23.231	1'38.975	294,4	10:46'21.850
17	22.613	23.306	24.533	22.802	1'33.254	300,0	10:47'55.104
18	22.956	25.061	24.689	23.216	1'35.922	300,0	10:49'31.026
19						215,7	

13° 60 M. VAN DER MARK (1'33.197)							
Lap	Seg1	Seg2	Seg3	Seg4	Lap Time	km/h	Local Time
1		25.199	26.098	23.661			
2	22.767	23.715	25.141	22.893	1'34.516	287,4	10:23'20.529
3	27.559	25.730	24.758	22.719	1'40.766C	294,4	10:25'01.295
4	22.831	23.496	24.606	22.736	1'33.669	295,2	10:26'34.964
5	22.718	23.318	24.714	22.787	1'33.537	300,0	10:28'08.501
6	22.545	23.426	24.726	22.890	1'33.587	298,4	10:29'42.088
7	22.540	23.397	24.864	22.876	1'33.677	294,4	10:31'15.765
8	22.464	23.367	24.839	22.950	1'33.620	295,2	10:32'49.385
9	22.520	23.416	24.849	23.144	1'33.929	294,4	10:34'23.314
10	23.662	25.616	26.115	37.452	1'52.845P	293,6	10:36'16.159
11	6'15.728	23.956	27.121	25.035	7'31.840P		10:43'47.999
12	22.257	25.640	24.661	23.128	1'35.686	293,6	10:45'23.685
13	22.333	23.445	24.578	22.841	1'33.197	294,4	10:46'56.882
14	25.984	23.942	24.989	36.225	1'51.140CP	293,6	10:48'48.022
15	3'12.233	23.590	24.706	22.983	4'23.512P		10:53'11.534
16	22.565	23.353	24.555	22.939	1'33.412	296,8	10:54'44.946
17	22.510	23.390	24.713	22.994	1'33.607	297,6	10:56'18.553
18	22.444	23.369	24.708	23.052	1'33.573	297,6	10:57'52.126
19	22.607	26.963	24.843	22.965	1'37.378	293,6	10:59'29.504
20	26.712	25.366	25.692	23.129	1'40.899C	293,6	11:01'10.403
21	22.468	23.503	24.792	23.109	1'33.872	293,6	11:02'44.275
22	25.672	35.265	25.055	23.011	1'49.003	292,0	11:04'33.278
23	22.392	23.496	24.651	22.970	1'33.509	296,0	11:06'06.787

16° 28 B. RAY (1'33.456)							
Lap	Seg1	Seg2	Seg3	Seg4	Lap Time	km/h	Local Time
1		25.635	26.022	24.113			
2	24.568	24.259	25.142	23.720	1'37.689	272,5	10:23'36.708
3	23.308	23.893	24.854	23.505	1'35.560	287,4	10:25'12.268
4	23.006	23.759	24.783	23.531	1'35.079	287,4	10:26'47.347
5	22.762	23.556	24.878	23.388	1'34.584	288,2	10:28'21.931
6	22.636	23.610	24.769	23.257	1'34.272	287,4	10:29'56.203
7	27.243	24.261	25.059	23.488	1'40.051C	286,7	10:31'36.254
8	22.733	23.395	24.558	23.103	1'33.789	288,2	10:33'10.043
9	22.877	24.274	25.134	23.481	1'35.766	288,9	10:34'45.809
10	22.657	23.538	24.960	23.219	1'34.374	287,4	10:36'20.183
11	28.162	24.742	25.702	40.998	1'59.604CP	285,9	10:38'19.787
12	12'41.251	25.254	25.448	24.464	13'56.417P		10:52'16.204
13	22.983	23.650	25.092	23.333	1'35.058	285,2	10:53'51.262
14	22.667	23.549	25.051	23.340	1'34.607	285,2	10:55'25.869
15	22.586	23.553	24.867	23.352	1'34.358	285,9	10:57'00.227
16	23.070	24.828	25.674	38.652	1'52.224P	285,9	10:58'52.451
17	2'37.397	24.858	27.024	24.068	3'53.347P		11:02'45.798
18	22.569	23.285	24.571	23.031	1'33.456	288,2	11:04'19.254
19	22.525	23.328	24.749	23.210	1'33.812	285,2	11:05'53.066

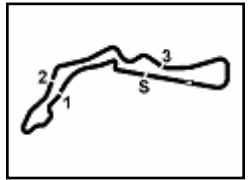
14° 47 A. BASSANI (1'33.209)							
Lap	Seg1	Seg2	Seg3	Seg4	Lap Time	km/h	Local Time
1		25.600	25.963	23.657			
2	22.854	23.550	24.833	22.983	1'34.220	285,9	10:24'08.863
3	22.544	23.306	24.577	22.782	1'33.209	292,8	10:25'42.072
4	22.449	23.234	24.832	23.015	1'33.530	293,6	10:27'15.602
5	27.272	24.521	25.021	23.110	1'39.924	290,5	10:28'55.526
6	22.474	23.421	24.713	22.967	1'33.575	294,4	10:30'29.101
7	22.411	23.329	24.599	22.873	1'33.212	292,8	10:32'02.313
8	30.439	26.604	25.948	23.337	1'46.328C	294,4	10:33'48.641
9	23.125	24.140	24.992	23.188	1'35.445	293,6	10:35'24.086
10	27.214	23.988	25.510	37.919	1'54.631CP	292,8	10:37'18.717
11	13'03.450	24.954	25.319	23.332	14'17.055P		10:51'35.772
12	22.645	23.427	24.569	23.102	1'33.743	287,4	10:53'09.515
13	22.367	23.322	24.500	23.053	1'33.242	292,8	10:54'42.757
14	22.511	23.248	24.625	23.048	1'33.432	292,8	10:56'16.189
15	28.617	28.295	26.901	24.061	1'47.874C	292,8	10:58'04.063
16	22.748	23.626	25.011	23.234	1'34.619	290,5	10:59'38.682
17	22.541	23.381	24.710	23.087	1'33.719	288,9	11:01'12.401
18	22.642	23.484	24.771	23.164	1'34.061	292,0	11:02'46.462
19	28.609	27.885	28.203	23.200	1'47.897C	295,2	11:04'34.359

17° 31 G. GERLOFF (1'33.540)							
Lap	Seg1	Seg2	Seg3	Seg4	Lap Time	km/h	Local Time
1		25.244	26.440	24.180			
2	24.315	24.123	25.524	23.444	1'37.406	275,9	10:23'36.113
3	23.049	23.566	25.094	23.229	1'34.938	296,8	10:25'11.051
4	22.913	23.566	24.824	23.397	1'34.700	296,0	10:26'45.751
5	22.645	23.270	24.783	23.075	1'33.773	297,6	10:28'19.524
6	22.860	23.375	24.784	23.038	1'34.057	293,6	10:29'53.581
7	26.933	24.069	25.066	23.185	1'39.253C	296,0	10:31'32.834
8	22.487	23.254	37.756	38.312	2'01.809P	295,2	10:33'34.643
9	8'10.892	24.126	27.751	23.506	9'26.275P		10:43'00.918
10	22.550	23.509	24.884	23.259	1'34.202	293,6	10:44'35.120
11	22.653	23.350	24.882	23.129	1'34.014	296,0	10:46'09.134
12	22.331	23.408	24.743	23.099	1'33.581	296,0	10:47'42.715
13	22.399	23.597	25.317	23.145	1'34.458	295,2	10:49'17.173
14	22.757	23.897	25.093	23.350	1'35.097	298,4	10:50'52.270
15	22.362	23.285	24.875	23.018	1'33.540	295,2	10:52'25.810

19/07/2024 P = Pits In/Out - C = Lap Time Cancelled

These data/results cannot be reproduced, stored and/or transmitted in whole or in part by any manner of electronic, mechanical, photocopying, recording, broadcasting or otherwise now known or herein after developed without the previous express consent by the copyright owner, except for reproduction in daily press and regular printed publications on sale to the public within 60 days of the event related to those data/results and always provided that copyright symbol appears together as follows below.

© DORNA WSBK ORGANIZATION Srl 2024



Autodrom Most 4.212 m

Czech Round, 19–21 July 2024
Chronological Analysis Free Practice 1st Session

4 / 5

16	22.531	23.341	24.638	23.062	1'33.572	296,0	10:53'59.382
17	24.274	24.074	25.240	36.482	1'50.070P	296,8	10:55'49.452
18	5'52.778	23.708	25.474	23.089	7'05.049P		11:02'54.501
19	22.301	23.768	25.207	22.909	1'34.185	296,0	11:04'28.686
20	22.370	23.353	24.754	23.103	1'33.580	296,8	11:06'02.266

13	22.803	23.594	24.886	23.132	1'34.415	289,7	10:48'50.693
14	22.609	23.631	24.915	23.032	1'34.187	289,7	10:50'24.880
15	22.517	23.493	24.744	23.124	1'33.878	289,7	10:51'58.758
16	22.507	23.621	25.005	37.248	1'48.381P	291,2	10:53'47.139
17	4'59.935	24.224	25.017	23.227	6'12.403P		10:59'59.542
18	22.618	23.464	24.898	23.072	1'34.052	289,7	11:01'33.594
19	22.651	23.401	24.608	23.011	1'33.671	289,7	11:03'07.265
20	22.493	23.560	24.763	23.029	1'33.845	290,5	11:04'41.110
21	22.517	23.483	24.690	23.034	1'33.724	290,5	11:06'14.834

18° 53 T. RABAT [1'33.609]							
Lap	Seg.1	Seg.2	Seg.3	Seg.4	Lap Time	km/h	Local Time
1		25.787	26.514	23.745			
2	22.968	24.071	25.065	23.378	1'35.482	288,2	10:23'23.161
3	23.070	23.774	25.155	23.060	1'35.059	285,9	10:24'58.220
4	22.706	26.911	25.491	23.182	1'38.290	292,8	10:26'36.510
5	26.264	26.428	26.716	24.225	1'43.633	294,4	10:28'20.143
6	22.856	23.514	24.708	22.980	1'34.058	295,2	10:29'54.201
7	22.660	23.654	24.726	23.052	1'34.092	289,7	10:31'28.293
8	22.791	25.938	27.581	39.061	1'55.371P	293,6	10:33'23.664
9	16'58.840	25.011	25.236	23.381	18'12.468P		10:51'36.132
10	22.778	23.685	24.748	22.999	1'34.210	290,5	10:53'10.342
11	22.720	23.475	24.559	23.159	1'33.913	296,0	10:54'44.255
12	22.533	23.673	24.818	23.119	1'34.143	293,6	10:56'18.398
13	27.971	26.439	27.508	24.309	1'46.227C	292,8	10:58'04.625
14	22.784	23.639	24.830	23.035	1'34.288	289,7	10:59'38.913
15	22.834	23.596	24.688	23.048	1'34.166	292,0	11:01'13.079
16	22.770	23.585	24.683	23.019	1'34.057	292,8	11:02'47.136
17	22.638	23.519	24.719	23.082	1'33.958	291,2	11:04'21.094
18	22.512	23.397	24.566	23.134	1'33.609	292,0	11:05'54.703

21° 5 P. OETTL [1'34.300]							
Lap	Seg.1	Seg.2	Seg.3	Seg.4	Lap Time	km/h	Local Time
1		25.921	26.348	24.045			
2	23.390	24.099	25.366	23.360	1'36.215	279,4	10:23'23.782
3	23.058	23.828	25.115	23.406	1'35.407	286,7	10:24'59.189
4	22.752	28.566	25.194	23.242	1'39.754	285,2	10:26'38.943
5	22.654	23.533	25.068	23.237	1'34.492	287,4	10:28'13.435
6	26.259	23.802	25.083	23.215	1'38.359C	284,5	10:29'51.794
7	22.548	23.613	25.069	23.398	1'34.628	285,9	10:31'26.422
8	25.429	24.108	25.023	23.420	1'37.980	285,9	10:33'04.402
9	22.846	23.662	25.009	23.318	1'34.835	286,7	10:34'39.237
10	25.424	28.496	25.294	23.203	1'42.417	287,4	10:36'21.654
11	22.642	23.525	24.965	23.198	1'34.330	285,9	10:37'55.984
12	28.651	26.600	26.186	39.930	2'01.367CP	284,5	10:39'57.351
13	8'25.528	24.842	25.441	23.288	9'39.099P		10:49'36.450
14	26.081	23.844	25.355	23.580	1'38.860C	286,7	10:51'15.310
15	22.808	23.573	24.907	23.234	1'34.522	288,2	10:52'49.832
16	24.027	26.887	25.452	37.753	1'54.119P	287,4	10:54'43.951
17	4'46.744	23.995	25.130	23.149	5'59.018P		11:00'42.969
18	22.610	23.880	25.359	23.188	1'35.037	285,2	11:02'18.006
19	22.604	23.542	24.999	23.155	1'34.300	285,2	11:03'52.306
20	31.006	26.163	24.989	23.418	1'45.576C	285,2	11:05'37.882

19° 14 S. LOWES [1'33.611]							
Lap	Seg.1	Seg.2	Seg.3	Seg.4	Lap Time	km/h	Local Time
1		25.106	25.797	23.635			
2	23.536	23.825	25.124	23.510	1'35.995	288,2	10:23'56.729
3	23.475	23.780	24.848	23.179	1'35.282	280,1	10:25'32.011
4	22.966	23.603	24.804	23.086	1'34.489	288,2	10:27'06.500
5	23.127	23.346	24.729	23.033	1'34.235	291,2	10:28'40.735
6	22.864	23.516	26.545	23.677	1'36.602	291,2	10:30'17.337
7	22.685	23.371	24.698	22.932	1'33.686	288,2	10:31'51.023
8	22.540	25.119	25.958	41.843	1'55.460P	291,2	10:33'46.483
9	6'34.595	24.914	25.395	23.258	7'48.162P		10:41'34.645
10	22.790	23.360	24.825	22.845	1'33.820	289,7	10:43'08.465
11	22.586	23.461	24.768	22.978	1'33.793	291,2	10:44'42.258
12	25.902	24.148	25.305	40.710	1'56.065P	290,5	10:46'38.323
13	6'43.041	24.822	25.754	23.193	7'56.810P		10:54'35.133
14	22.623	23.386	24.601	23.010	1'33.620	291,2	10:56'08.753
15	22.500	23.437	24.711	22.963	1'33.611	291,2	10:57'42.364
16	22.650	23.366	24.696	23.045	1'33.757	290,5	10:59'16.121
17	33.444	25.176	25.737	23.325	1'47.682C	289,7	11:01'03.803
18	22.666	23.471	24.802	23.011	1'33.950	288,9	11:02'37.753
19	34.336	34.687	26.350	42.869	2'18.242CP	267,8	11:04'55.995

22° 36 L. MERCADO [1'34.772]							
Lap	Seg.1	Seg.2	Seg.3	Seg.4	Lap Time	km/h	Local Time
1		27.012	27.091	24.504			
2	23.919	24.723	25.678	23.930	1'38.250	273,8	10:23'56.740
3	24.101	24.212	25.408	23.661	1'37.382	284,5	10:25'34.122
4	23.121	23.929	25.088	23.419	1'35.557	292,8	10:27'09.679
5	23.002	23.844	25.171	23.530	1'35.547	291,2	10:28'45.226
6	22.943	23.856	25.039	23.569	1'35.407	291,2	10:30'20.633
7	22.944	23.804	25.164	23.452	1'35.364	290,5	10:31'55.997
8	23.011	23.750	25.073	23.478	1'35.312	289,7	10:33'31.309
9	23.220	23.951	25.211	37.961	1'50.343P	288,2	10:35'21.652
10	11'28.686	24.832	25.341	23.664	12'42.523P		10:48'04.175
11	27.212	24.850	25.167	23.493	1'40.722	288,9	10:49'44.897
12	22.964	23.992	25.020	23.461	1'35.437	290,5	10:51'20.334
13	23.020	23.839	24.910	23.374	1'35.143	291,2	10:52'55.477
14	23.021	24.221	26.075	41.360	1'54.677P	291,2	10:54'50.154
15	3'58.122	24.291	25.119	23.381	5'10.913P		11:00'01.067
16	23.073	23.726	25.006	23.270	1'35.075	289,7	11:01'36.142
17	22.689	23.719	24.901	23.463	1'34.772	291,2	11:03'10.914
18	22.764	23.880	25.224	23.840	1'35.708	290,5	11:04'46.622
19	26.429	29.171	26.009	23.808	1'45.417	279,4	11:06'32.039

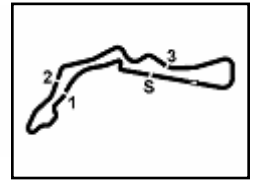
20° 77 D. AEGERTER [1'33.671]							
Lap	Seg.1	Seg.2	Seg.3	Seg.4	Lap Time	km/h	Local Time
1		25.533	26.463	24.163			
2	23.440	24.114	25.191	23.561	1'36.306	287,4	10:23'42.493
3	22.953	23.880	24.872	23.295	1'35.000	290,5	10:25'17.493
4	25.708	23.987	25.190	23.187	1'38.072C	289,7	10:26'55.565
5	22.682	23.578	24.817	23.157	1'34.234	292,0	10:28'29.799
6	22.574	23.491	24.755	23.092	1'33.912	290,5	10:30'03.711
7	22.599	23.457	24.721	23.037	1'33.814	290,5	10:31'37.525
8	22.737	23.348	24.700	23.058	1'33.843	292,8	10:33'11.368
9	22.718	23.530	25.032	37.802	1'49.082P	291,2	10:35'00.450
10	7'45.988	24.964	25.394	23.464	8'59.810P		10:44'00.260
11	22.685	23.837	24.975	23.120	1'34.617	288,9	10:45'34.877
12	26.347	26.289	25.426	23.339	1'41.401	288,9	10:47'16.278

23° 79 H. GILLIM [1'35.726]							
Lap	Seg.1	Seg.2	Seg.3	Seg.4	Lap Time	km/h	Local Time
1		26.758	27.290	25.894			
2	24.689	26.096	26.861	25.107	1'42.753	282,3	10:23'48.843
3	24.072	33.486	26.700	24.703	1'48.961	285,2	10:25'37.804
4	24.046	24.839	25.960	24.594	1'39.439	288,9	10:27'17.243
5	23.789	24.812	25.911	24.369	1'38.881	284,5	10:28'56.124
6	23.485	24.312	25.586	24.066	1'37.449	286,7	10:30'33.573

19/07/2024 P = Pits In/Out - C = Lap Time Cancelled

These data/results cannot be reproduced, stored and/or transmitted in whole or in part by any manner of electronic, mechanical, photocopying, recording, broadcasting or otherwise now known or herein after developed without the previous express consent by the copyright owner, except for reproduction in daily press and regular printed publications on sale to the public within 60 days of the event related to those data/results and always provided that copyright symbol appears together as follows below.

© DORNA WSBK ORGANIZATION Srl 2024



Autodrom Most 4.212 m

7	23.209	24.207	25.616	24.077	1'37.109	285,9	10:32'10.682
8	23.296	24.362	25.757	24.045	1'37.460	286,7	10:33'48.142
9	23.409	25.553	26.241	25.493	1'40.696	285,2	10:35'28.838
10	22.998	24.171	25.551	23.848	1'36.568	286,7	10:37'05.406
11	23.286	24.134	25.526	23.879	1'36.825	285,9	10:38'42.231
12	23.532	24.818	25.734	38.231	1'52.315P	286,7	10:40'34.546
13	14'14.305	25.309	27.834	23.880	15'31.328P		10:56'05.874
14	23.225	29.479	27.110	23.758	1'43.572	284,5	10:57'49.446
15	23.230	23.881	25.264	23.511	1'35.886	287,4	10:59'25.332
16	23.006	24.019	25.311	23.453	1'35.789	286,7	11:01'01.121
17	22.805	24.188	25.230	23.694	1'35.917	285,9	11:02'37.038
18	23.043	23.838	25.348	23.615	1'35.844	282,3	11:04'12.882
19	23.027	23.743	25.319	23.637	1'35.726	286,7	11:05'48.608

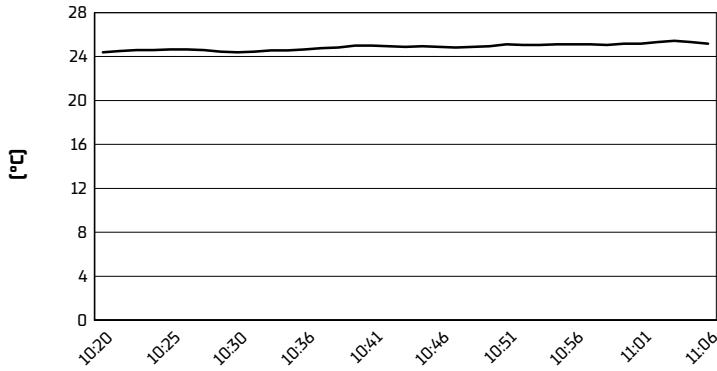
19/07/2024 P = Pits In/Dut - C = Lap Time Cancelled

These data/results cannot be reproduced, stored and/or transmitted in whole or in part by any manner of electronic, mechanical, photocopying, recording, broadcasting or otherwise now known or herein after developed without the previous express consent by the copyright owner, except for reproduction in daily press and regular printed publications on sale to the public within 60 days of the event related to those data/results and always provided that copyright symbol appears together as follows below.

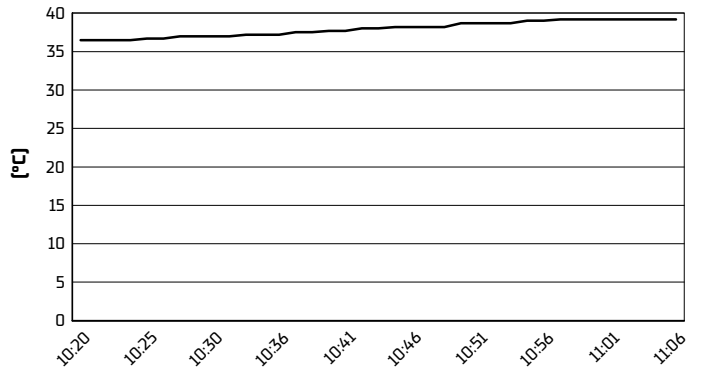
© DORNA WSBK ORGANIZATION Srl 2024

Czech Round, 19-21 July 2024
Weather Report Free Practice 1st Session
Session started 10:20 - Session ended 11:08

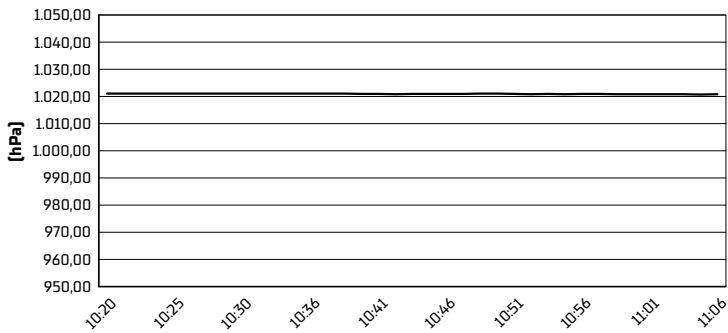
Air Temperature



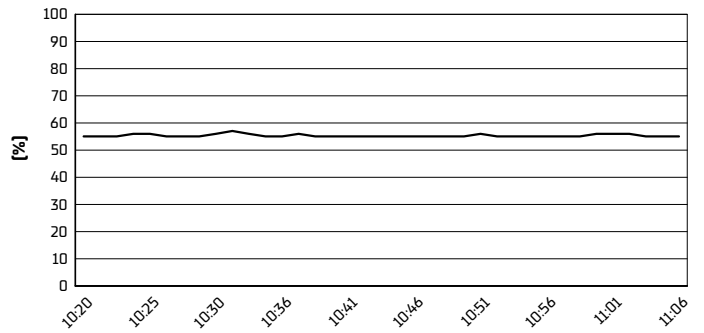
Track Temperature



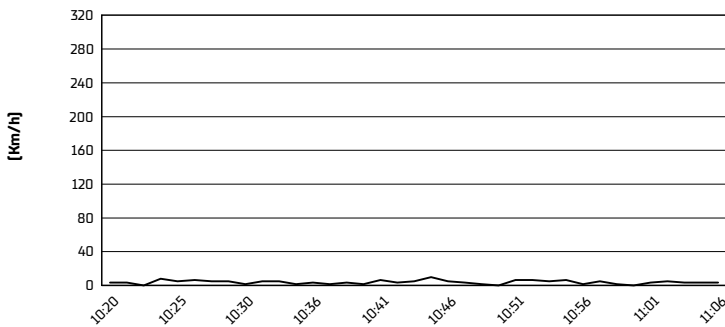
Air Pressure



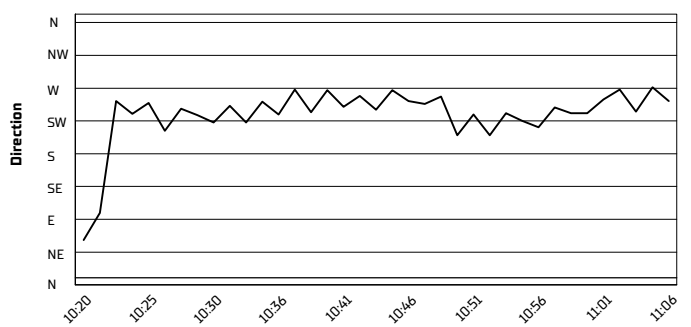
Humidity



Wind Speed



Wind Direction



19/07/2024

These data/results cannot be reproduced, stored and/or transmitted in whole or in part by any manner of electronic, mechanical, photocopying, recording, broadcasting or otherwise now known or herein after developed without the previous express consent by the copyright owner, except for reproduction in daily press and regular printed publications on sale to the public within 60 days of the event related to those data/results and always provided that copyright symbol appears together as follows below.

© DORNA WSBK ORGANIZATION Srl 2024