

## Czech Round, 19–21 July 2024

### Results Free Practice 3rd Session

Autodrom Most 4.212 m

1 / 2

No.	Rider	Nat	Team	Bike	Class	Time	Gap	Rel.	Laps	Speed	
										Avg	Max
1	<b>54</b> T. RAZGATLIOGLU	TUR	ROKIT BMW Motorrad WorldSBK Team	BMW M1000 RR		<b>1'30.719</b>			10	167,145	<b>301,6</b>
2	<b>29</b> A. IANNONE	ITA	Team GoEleven	Ducati Panigale V4R	IND	<b>1'31.509</b>	0.790	0.790	8	165,702	<b>305,0</b>
3	<b>1</b> A. BAUTISTA	ESP	Aruba.it Racing - Ducati	Ducati Panigale V4R		<b>1'31.538</b>	0.819	0.029	11	165,649	<b>303,3</b>
4	<b>11</b> N. BULEGA	ITA	Aruba.it Racing - Ducati	Ducati Panigale V4R		<b>1'31.595</b>	0.876	0.057	10	165,546	<b>296,0</b>
5	<b>55</b> A. LOCATELLI	ITA	Pata Prometeon Yamaha	Yamaha YZF R1		<b>1'31.626</b>	0.907	0.031	12	165,490	<b>295,2</b>
6	<b>22</b> A. LOWES	GBR	Kawasaki Racing Team WorldSBK	Kawasaki ZX-10RR		<b>1'31.735</b>	1.016	0.109	12	165,294	<b>295,2</b>
7	<b>31</b> G. GERLOFF	USA	Bonovo Action BMW	BMW M1000 RR		<b>1'31.907</b>	1.188	0.172	11	164,984	<b>299,2</b>
8	<b>9</b> D. PETRUCCI	ITA	Barni Spark Racing Team	Ducati Panigale V4R	IND	<b>1'31.979</b>	1.260	0.072	9	164,855	<b>301,6</b>
9	<b>21</b> M. RINALDI	ITA	Team Motocorsa Racing	Ducati Panigale V4R	IND	<b>1'31.985</b>	1.266	0.006	10	164,844	<b>296,0</b>
10	<b>87</b> R. GARDNER	AUS	GYTR GRT Yamaha WorldSBK Team	Yamaha YZF R1		<b>1'32.001</b>	1.282	0.016	9	164,816	<b>292,8</b>
11	<b>28</b> B. RAY	GBR	Yamaha Motoxrcing WorldSBK Team	Yamaha YZF R1	IND	<b>1'32.003</b>	1.284	0.002	10	164,812	<b>289,7</b>
12	<b>60</b> M. VAN DER MARK	NED	ROKIT BMW Motorrad WorldSBK Team	BMW M1000 RR		<b>1'32.010</b>	1.291	0.007	9	164,799	<b>298,4</b>
13	<b>45</b> S. REDDING	GBR	Bonovo Action BMW	BMW M1000 RR		<b>1'32.056</b>	1.337	0.046	12	164,717	<b>295,2</b>
14	<b>47</b> A. BASSANI	ITA	Kawasaki Racing Team WorldSBK	Kawasaki ZX-10RR		<b>1'32.099</b>	1.380	0.043	12	164,640	<b>292,8</b>
15	<b>7</b> I. LECUONA	ESP	Team HRC	Honda CBR1000 RR-R		<b>1'32.136</b>	1.417	0.037	10	164,574	<b>295,2</b>
16	<b>14</b> S. LOWES	GBR	ELF Marc VDS Racing Team	Ducati Panigale V4R	IND	<b>1'32.290</b>	1.571	0.154	12	164,299	<b>292,8</b>
17	<b>97</b> X. VIERGE	ESP	Team HRC	Honda CBR1000 RR-R		<b>1'32.381</b>	1.662	0.091	10	164,138	<b>300,8</b>
18	<b>5</b> P. OETTL	GER	GMT94 Yamaha	Yamaha YZF R1	IND	<b>1'32.406</b>	1.687	0.025	10	164,093	<b>290,5</b>
19	<b>65</b> J. REA	GBR	Pata Prometeon Yamaha	Yamaha YZF R1		<b>1'32.502</b>	1.783	0.096	10	163,923	<b>297,6</b>
20	<b>77</b> D. AEGERTER	SUI	GYTR GRT Yamaha WorldSBK Team	Yamaha YZF R1		<b>1'32.575</b>	1.856	0.073	9	163,794	<b>294,4</b>
21	<b>53</b> T. RABAT	ESP	Kawasaki Puccetti Racing	Kawasaki ZX-10RR	IND	<b>1'32.933</b>	2.214	0.358	10	163,163	<b>295,2</b>
22	<b>36</b> L. MERCADO	ARG	PETRONAS MIE Racing Honda	Honda CBR1000 RR-R	IND	<b>1'33.212</b>	2.493	0.279	10	162,674	<b>291,2</b>
23	<b>79</b> H. GILLIM	USA	PETRONAS MIE Racing Honda	Honda CBR1000 RR-R	IND	<b>1'34.293</b>	3.574	1.081	10	160,809	<b>291,2</b>

Qualifying Lap Time (105% of 1'30.719): 1'35.255

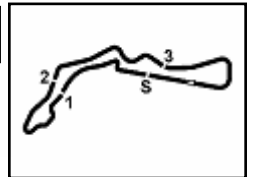
AIR	Humidity:	62%	Temp:	22°C
TRACK	Condition:	Dry	Temp:	29°C

Records	Pole	(SP)	2023 T.Razgatioglu	1'30.801	166,990	Km/h
	Race	(SPRC)	2022 T.Razgatioglu	1'31.180	166,300	Km/h
	All Times	(SP)	2023 T.Razgatioglu	1'30.801	166,990	Km/h

Start 09:00 End 09:22 The results are provisional until the end of the time limit for protests and appeals and the completion of the technical checks.

These data/results cannot be reproduced, stored and/or transmitted in whole or in part by any manner of electronic, mechanical, photocopying, recording, broadcasting or otherwise now known or herein after developed without the previous express consent by the copyright owner, except for reproduction in daily press and regular printed publications on sale to the public within 60 days of the event related to those data/results and always provided that copyright symbol appears together as follows below.

© DORNA WSBK ORGANIZATION Srl 2024



## Czech Round, 19–21 July 2024

### Results Free Practice 3rd Session

#### Session Highlights

Local Time	No. Rider	Description
09.00.00		Start of Session
09.00.02		WorldSBK Pit Intervention Time: 58secs
09.05.45	<b>14 S. LOWES</b>	#14 Current Lap Time Cancelled - Exceeded Track Limits - Turn 1
09.06.39	<b>31 G. GERLOFF</b>	#31 Current Lap Time Cancelled - Exceeded Track Limits - Turn 1
09.06.47	<b>60 M. VAN DER MARK</b>	#60 Current Lap Time Cancelled - Exceeded Track Limits - Turn 1
09.06.50	<b>29 A. IANNONE</b>	#29 Current Lap Time Cancelled - Exceeded Track Limits - Turn 1
09.06.52	<b>21 M. RINALDI</b>	#21 Current Lap Time Cancelled - Exceeded Track Limits - Turn 1
09.06.56	<b>28 B. RAY</b>	#28 Current Lap Time Cancelled - Exceeded Track Limits - Turn 1
09.07.00	<b>54 T. RAZGATLIOGLU</b>	#54 On the Gravel - Rejoined - Turn 1
09.08.20	<b>5 P. OETTL</b>	#5 Current Lap Time Cancelled - Exceeded Track Limits - Turn 1
09.08.43	<b>45 S. REDDING</b>	#45 Current Lap Time Cancelled - Exceeded Track Limits - Turn 1
09.08.48	<b>22 A. LOWES</b>	#22 Current Lap Time Cancelled - Exceeded Track Limits - Turn 1
09.14.32	<b>29 A. IANNONE</b>	#29 On the Gravel - Rejoined - Turn 6
09.14.34	<b>65 J. REA</b>	#65 Current Lap Time Cancelled - Exceeded Track Limits - Turn 1
09.15.02	<b>45 S. REDDING</b>	#45 Current Lap Time Cancelled - Exceeded Track Limits - Turn 1
09.18.16	<b>21 M. RINALDI</b>	#21 Current Lap Time Cancelled - Exceeded Track Limits - Turn 1
09.18.18	<b>45 S. REDDING</b>	#45 Current Lap Time Cancelled - Exceeded Track Limits - Turn 1
09.22.04		End of Session

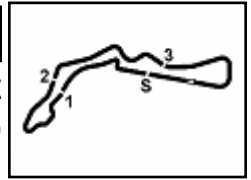
#### Fastest Laps Sequence

No.	Rider	Nat	Team	Bike	Local Time	Time	Gap	Avg
<b>53</b>	<b>T. RABAT</b>	ESP	Kawasaki Puccetti Racing	Kawasaki ZX-10RR	09:03'21.185	<b>1'35.724</b>		158,405
<b>31</b>	<b>G. GERLOFF</b>	USA	Bonovo Action BMW	BMW M1000 RR	09:03'24.147	<b>1'33.332</b>	-2.392	162,465
<b>60</b>	<b>M. VAN DER MARK</b>	NED	ROKIT BMW Motorrad WorldSBK Team	BMW M1000 RR	09:03'28.813	<b>1'33.231</b>	-0.101	162,641
<b>97</b>	<b>X. VIERGE</b>	ESP	Team HRC	Honda CBR1000 RR-R	09:03'29.749	<b>1'33.078</b>	-0.153	162,909
<b>54</b>	<b>T. RAZGATLIOGLU</b>	TUR	ROKIT BMW Motorrad WorldSBK Team	BMW M1000 RR	09:03'30.491	<b>1'32.110</b>	-0.968	164,621
<b>1</b>	<b>A. BAUTISTA</b>	ESP	Aruba.it Racing - Ducati	Ducati Panigale V4R	09:03'35.135	<b>1'31.849</b>	-0.261	165,088
<b>11</b>	<b>N. BULEGA</b>	ITA	Aruba.it Racing - Ducati	Ducati Panigale V4R	09:05'57.121	<b>1'31.754</b>	-0.095	165,259
<b>55</b>	<b>A. LOCATELLI</b>	ITA	Pata Prometeon Yamaha	Yamaha YZF R1	09:06'44.178	<b>1'31.626</b>	-0.128	165,490
<b>1</b>	<b>A. BAUTISTA</b>	ESP	Aruba.it Racing - Ducati	Ducati Panigale V4R	09:11'14.734	<b>1'31.538</b>	-0.088	165,649
<b>54</b>	<b>T. RAZGATLIOGLU</b>	TUR	ROKIT BMW Motorrad WorldSBK Team	BMW M1000 RR	09:13'59.336	<b>1'30.719</b>	-0.819	167,145

Start 20/07/2024 09:00 End 09:22 The results are provisional until the end of the time limit for protests and appeals and the completion of the technical checks.

These data/results cannot be reproduced, stored and/or transmitted in whole or in part by any manner of electronic, mechanical, photocopying, recording, broadcasting or otherwise now known or herein after developed without the previous express consent by the copyright owner, except for reproduction in daily press and regular printed publications on sale to the public within 60 days of the event related to those data/results and always provided that copyright symbol appears together as follows below.

© DORNA WSBK ORGANIZATION Srl 2024



## Czech Round, 19-21 July 2024

### Free Practices Combined Results

No.	Rider	Nat	Team	Bike	Class	FP1	FP2	FP3	Time	Gap	Rel.	Avg	LL
1	<b>54 T. RAZGATLIOGLU</b>	TUR	ROKiT BMW Motorrad WorldSBK Team	BMW M 1000 RR		1'31.947	1'31.519	<b>1'30.719</b>	<b>1'30.719</b>			167,145	48
2	<b>29 A. IANNONE</b>	ITA	Team GoEleven	Ducati Panigale V4R	IND	1'33.254	1'32.426	<b>1'31.509</b>	<b>1'31.509</b>	0.790	0.790	165,702	46
3	<b>1 A. BAUTISTA</b>	ESP	Aruba.it Racing - Ducati	Ducati Panigale V4R		1'32.240	1'31.622	<b>1'31.538</b>	<b>1'31.538</b>	0.819	0.029	165,649	54
4	<b>11 N. BULEGA</b>	ITA	Aruba.it Racing - Ducati	Ducati Panigale V4R		1'32.507	1'32.071	<b>1'31.595</b>	<b>1'31.595</b>	0.876	0.057	165,546	50
5	<b>55 A. LOCATELLI</b>	ITA	Pata Prometeon Yamaha	Yamaha YZF R1		1'33.031	1'32.369	<b>1'31.626</b>	<b>1'31.626</b>	0.907	0.031	165,490	50
6	<b>22 A. LOWES</b>	GBR	Kawasaki Racing Team WorldSBK	Kawasaki ZX-10RR		1'32.595	1'32.052	<b>1'31.735</b>	<b>1'31.735</b>	1.016	0.109	165,294	50
7	<b>31 G. GERLOFF</b>	USA	Bonovo Action BMW	BMW M 1000 RR		1'33.540	1'32.461	<b>1'31.907</b>	<b>1'31.907</b>	1.188	0.172	164,984	52
8	<b>9 D. PETRUCCI</b>	ITA	Barni Spark Racing Team	Ducati Panigale V4R	IND	1'32.362	1'32.110	<b>1'31.979</b>	<b>1'31.979</b>	1.260	0.072	164,855	47
9	<b>21 M. RINALDI</b>	ITA	Team Motocorsa Racing	Ducati Panigale V4R	IND	1'32.800		<b>1'31.985</b>	<b>1'31.985</b>	1.266	0.006	164,844	30
10	<b>87 R. GARDNER</b>	AUS	GYTR GRT Yamaha WorldSBK Team	Yamaha YZF R1		1'32.233	1'32.277	<b>1'32.001</b>	<b>1'32.001</b>	1.282	0.016	164,816	51
11	<b>28 B. RAY</b>	GBR	Yamaha Motoxrcing WorldSBK Team	Yamaha YZF R1	IND	1'33.456	1'33.011	<b>1'32.003</b>	<b>1'32.003</b>	1.284	0.002	164,812	47
12	<b>60 M. VAN DER MARK</b>	NED	ROKiT BMW Motorrad WorldSBK Team	BMW M 1000 RR		1'33.197	1'32.335	<b>1'32.010</b>	<b>1'32.010</b>	1.291	0.007	164,799	51
13	<b>65 J. REA</b>	GBR	Pata Prometeon Yamaha	Yamaha YZF R1		1'32.465	<b>1'32.033</b>	1'32.502	<b>1'32.033</b>	1.314	0.023	164,758	48
14	<b>45 S. REDDING</b>	GBR	Bonovo Action BMW	BMW M 1000 RR		1'32.365	1'32.846	<b>1'32.056</b>	<b>1'32.056</b>	1.337	0.023	164,717	49
15	<b>47 A. BASSANI</b>	ITA	Kawasaki Racing Team WorldSBK	Kawasaki ZX-10RR		1'33.209	1'32.521	<b>1'32.099</b>	<b>1'32.099</b>	1.380	0.043	164,640	44
16	<b>7 I. LECUONA</b>	ESP	Team HRC	Honda CBR1000 RR-R		1'32.538	1'33.095	<b>1'32.136</b>	<b>1'32.136</b>	1.417	0.037	164,574	47
17	<b>14 S. LOWES</b>	GBR	ELF Marc VDS Racing Team	Ducati Panigale V4R	IND	1'33.611	1'32.448	<b>1'32.290</b>	<b>1'32.290</b>	1.571	0.154	164,299	48
18	<b>97 X. VIERGE</b>	ESP	Team HRC	Honda CBR1000 RR-R		1'33.014	1'33.155	<b>1'32.381</b>	<b>1'32.381</b>	1.662	0.091	164,138	41
19	<b>5 P. OETTL</b>	GER	GMT94 Yamaha	Yamaha YZF R1	IND	1'34.300	1'33.550	<b>1'32.406</b>	<b>1'32.406</b>	1.687	0.025	164,093	50
20	<b>77 D. AEGERTER</b>	SUI	GYTR GRT Yamaha WorldSBK Team	Yamaha YZF R1		1'33.671	<b>1'32.501</b>	1'32.575	<b>1'32.501</b>	1.782	0.095	163,925	45
21	<b>53 T. RABAT</b>	ESP	Kawasaki Puccetti Racing	Kawasaki ZX-10RR	IND	1'33.609	1'32.962	<b>1'32.933</b>	<b>1'32.933</b>	2.214	0.432	163,163	49
22	<b>36 L. MERCADO</b>	ARG	PETRONAS MIE Racing Honda	Honda CBR1000 RR-R	IND	1'34.772	1'33.993	<b>1'33.212</b>	<b>1'33.212</b>	2.493	0.279	162,674	46
23	<b>79 H. GILLIM</b>	USA	PETRONAS MIE Racing Honda	Honda CBR1000 RR-R	IND	1'35.726	1'34.350	<b>1'34.293</b>	<b>1'34.293</b>	3.574	1.081	160,809	46

20/07/2024

These data/results cannot be reproduced, stored and/or transmitted in whole or in part by any manner of electronic, mechanical, photocopying, recording, broadcasting or otherwise now known or herein after developed without the previous express consent by the copyright owner, except for reproduction in daily press and regular printed publications on sale to the public within 60 days of the event related to those data/results and always provided that copyright symbol appears together as follows below.

© DORNA WSBK ORGANIZATION Srl 2024

## Czech Round, 19-21 July 2024

### Best Sectors & Speed Free Practice 3rd Session

#### BEST LAP

1	54	T. RAZGATLIOGLU	BMW M 1000 RR	1'30.719
2	29	A. IANNONE	Ducati Panigale V4R	1'31.509
3	1	A. BAUTISTA	Ducati Panigale V4R	1'31.538
4	11	N. BULEGA	Ducati Panigale V4R	1'31.595
5	55	A. LOCATELLI	Yamaha YZF R1	1'31.626
6	22	A. LOWES	Kawasaki ZX-10RR	1'31.735
7	31	G. GERLOFF	BMW M 1000 RR	1'31.907
8	9	D. PETRUCCI	Ducati Panigale V4R	1'31.979
9	21	M. RINALDI	Ducati Panigale V4R	1'31.985
10	87	R. GARDNER	Yamaha YZF R1	1'32.001
11	28	B. RAY	Yamaha YZF R1	1'32.003
12	60	M. VAN DER MARK	BMW M 1000 RR	1'32.010
13	45	S. REDDING	BMW M 1000 RR	1'32.056
14	47	A. BASSANI	Kawasaki ZX-10RR	1'32.099
15	7	I. LECUONA	Honda CBR1000 RR-R	1'32.136
16	14	S. LOWES	Ducati Panigale V4R	1'32.290
17	97	X. VIERGE	Honda CBR1000 RR-R	1'32.381
18	5	P. OETTL	Yamaha YZF R1	1'32.406
19	65	J. REA	Yamaha YZF R1	1'32.502
20	77	D. AEGERTER	Yamaha YZF R1	1'32.575
21	53	T. RABAT	Kawasaki ZX-10RR	1'32.933
22	36	L. MERCADO	Honda CBR1000 RR-R	1'33.212
23	79	H. GILLIM	Honda CBR1000 RR-R	1'34.293

#### SPEED

1	29	A. IANNONE	Ducati Panigale V4R	305,0
2	1	A. BAUTISTA	Ducati Panigale V4R	303,3
3	54	T. RAZGATLIOGLU	BMW M 1000 RR	301,6
4	9	D. PETRUCCI	Ducati Panigale V4R	301,6
5	97	X. VIERGE	Honda CBR1000 RR-R	300,8
6	31	G. GERLOFF	BMW M 1000 RR	299,2
7	60	M. VAN DER MARK	BMW M 1000 RR	298,4
8	65	J. REA	Yamaha YZF R1	297,6
9	21	M. RINALDI	Ducati Panigale V4R	296,0
10	11	N. BULEGA	Ducati Panigale V4R	296,0
11	22	A. LOWES	Kawasaki ZX-10RR	295,2
12	45	S. REDDING	BMW M 1000 RR	295,2
13	53	T. RABAT	Kawasaki ZX-10RR	295,2
14	7	I. LECUONA	Honda CBR1000 RR-R	295,2
15	55	A. LOCATELLI	Yamaha YZF R1	295,2
16	77	D. AEGERTER	Yamaha YZF R1	294,4
17	87	R. GARDNER	Yamaha YZF R1	292,8
18	47	A. BASSANI	Kawasaki ZX-10RR	292,8
19	14	S. LOWES	Ducati Panigale V4R	292,8
20	36	L. MERCADO	Honda CBR1000 RR-R	291,2
21	79	H. GILLIM	Honda CBR1000 RR-R	291,2
22	5	P. OETTL	Yamaha YZF R1	290,5
23	28	B. RAY	Yamaha YZF R1	289,7

#### SEG. 1

1	54	T. RAZGATLIOGLU	21.771
2	1	A. BAUTISTA	21.862
3	29	A. IANNONE	21.870
4	11	N. BULEGA	21.887
5	9	D. PETRUCCI	21.961
6	31	G. GERLOFF	21.963
7	55	A. LOCATELLI	22.016
8	7	I. LECUONA	22.026
9	21	M. RINALDI	22.073
10	97	X. VIERGE	22.078
11	87	R. GARDNER	22.112
12	22	A. LOWES	22.122
13	60	M. VAN DER MARK	22.134
14	45	S. REDDING	22.148
15	47	A. BASSANI	22.172
16	5	P. OETTL	22.183
17	65	J. REA	22.200
18	14	S. LOWES	22.217
19	28	B. RAY	22.254
20	77	D. AEGERTER	22.318
21	53	T. RABAT	22.329
22	36	L. MERCADO	22.363
23	79	H. GILLIM	22.591

#### SEG. 2

1	54	T. RAZGATLIOGLU	22.589
2	22	A. LOWES	22.786
3	45	S. REDDING	22.794
4	11	N. BULEGA	22.806
5	29	A. IANNONE	22.807
6	55	A. LOCATELLI	22.830
7	28	B. RAY	22.875
8	1	A. BAUTISTA	22.889
9	87	R. GARDNER	22.907
10	31	G. GERLOFF	22.931
11	9	D. PETRUCCI	22.978
12	60	M. VAN DER MARK	22.984
13	47	A. BASSANI	22.985
14	53	T. RABAT	23.006
15	21	M. RINALDI	23.016
16	77	D. AEGERTER	23.020
17	65	J. REA	23.026
18	14	S. LOWES	23.039
19	7	I. LECUONA	23.060
20	5	P. OETTL	23.084
21	97	X. VIERGE	23.132
22	36	L. MERCADO	23.272
23	79	H. GILLIM	23.338

#### SEG. 3

1	54	T. RAZGATLIOGLU	24.010
2	1	A. BAUTISTA	24.038
3	22	A. LOWES	24.069
4	29	A. IANNONE	24.073
5	21	M. RINALDI	24.124
6	55	A. LOCATELLI	24.181
7	11	N. BULEGA	24.189
8	47	A. BASSANI	24.204
9	87	R. GARDNER	24.204
10	45	S. REDDING	24.221
11	31	G. GERLOFF	24.226
12	28	B. RAY	24.239
13	77	D. AEGERTER	24.244
14	9	D. PETRUCCI	24.263
15	60	M. VAN DER MARK	24.265
16	14	S. LOWES	24.324
17	7	I. LECUONA	24.336
18	5	P. OETTL	24.355
19	65	J. REA	24.366
20	53	T. RABAT	24.408
21	97	X. VIERGE	24.424
22	36	L. MERCADO	24.464
23	79	H. GILLIM	24.762

#### SEG. 4

1	54	T. RAZGATLIOGLU	22.331
2	11	N. BULEGA	22.422
3	1	A. BAUTISTA	22.424
4	60	M. VAN DER MARK	22.512
5	29	A. IANNONE	22.536
6	31	G. GERLOFF	22.543
7	55	A. LOCATELLI	22.559
8	14	S. LOWES	22.579
9	21	M. RINALDI	22.614
10	28	B. RAY	22.615
11	87	R. GARDNER	22.625
12	22	A. LOWES	22.631
13	77	D. AEGERTER	22.640
14	47	A. BASSANI	22.673
15	7	I. LECUONA	22.673
16	9	D. PETRUCCI	22.674
17	45	S. REDDING	22.693
18	97	X. VIERGE	22.698
19	65	J. REA	22.729
20	5	P. OETTL	22.784
21	53	T. RABAT	22.934
22	36	L. MERCADO	22.972
23	79	H. GILLIM	23.046

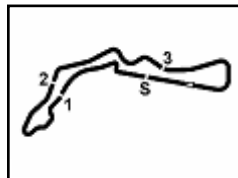
20/07/2024

These data/results cannot be reproduced, stored and/or transmitted in whole or in part by any manner of electronic, mechanical, photocopying, recording, broadcasting or otherwise now known or herein after developed without the previous express consent by the copyright owner, except for reproduction in daily press and regular printed publications on sale to the public within 60 days of the event related to those data/results and always provided that copyright symbol appears together as follows below.

© DORNA WSBK ORGANIZATION Srl 2024

FIGR PERUGIA TIMING





Autodrom Most 4.212 m

## Czech Round, 19-21 July 2024

### Ideal Times Free Practice 3rd Session

No.	Rider	Nat	Bike	Seg. 1	Seg. 2	Seg. 3	Seg. 4	Ideal Time		
				Diff. 1	Diff. 2	Diff. 3	Diff. 4	Best Lap	Pos.	Diff.
1	<b>54 T. RAZGATLIOGLU</b>	TUR	BMW M 1000 RR	21.771 +0.018	<b>22.589</b>	<b>24.010</b>	<b>22.331</b>	<b>1'30.701</b> 1'30.719	1	0.018
2	<b>1 A. BAUTISTA</b>	ESP	Ducati Panigale V4R	21.862 +0.001	22.889	24.038 +0.157	22.424 +0.167	<b>1'31.213</b> 1'31.538	3	0.325
3	<b>29 A. IANNONE</b>	ITA	Ducati Panigale V4R	21.870	22.807	24.073 +0.155	22.536 +0.068	<b>1'31.286</b> 1'31.509	2	0.223
4	<b>11 N. BULEGA</b>	ITA	Ducati Panigale V4R	21.887 +0.078	22.806 +0.114	24.189	22.422 +0.099	<b>1'31.304</b> 1'31.595	4	0.291
5	<b>55 A. LOCATELLI</b>	ITA	Yamaha YZF R1	22.016	22.830	24.181 +0.001	22.559 +0.039	<b>1'31.586</b> 1'31.626	5	0.040
6	<b>22 A. LOWES</b>	GBR	Kawasaki ZX-10RR	22.122 +0.011	22.786 +0.052	24.069	22.631 +0.064	<b>1'31.608</b> 1'31.735	6	0.127
7	<b>31 G. GERLOFF</b>	USA	BMW M 1000 RR	21.963 +0.083	22.931	24.226 +0.039	22.543 +0.122	<b>1'31.663</b> 1'31.907	7	0.244
8	<b>21 M. RINALDI</b>	ITA	Ducati Panigale V4R	22.073 +0.140	23.016	24.124	22.614 +0.018	<b>1'31.827</b> 1'31.985	9	0.158
9	<b>87 R. GARDNER</b>	AUS	Yamaha YZF R1	22.112 +0.152	22.907	24.204 +0.001	22.625	<b>1'31.848</b> 1'32.001	10	0.153
10	<b>45 S. REDDING</b>	GBR	BMW M 1000 RR	22.148 +0.008	22.794	24.221 +0.126	22.693 +0.066	<b>1'31.856</b> 1'32.056	13	0.200
11	<b>9 D. PETRUCCI</b>	ITA	Ducati Panigale V4R	21.961	22.978	24.263	22.674 +0.103	<b>1'31.876</b> 1'31.979	8	0.103
12	<b>60 M. VAN DER MARK</b>	NED	BMW M 1000 RR	22.134 +0.107	22.984	24.265 +0.008	22.512	<b>1'31.895</b> 1'32.010	12	0.115
13	<b>28 B. RAY</b>	GBR	Yamaha YZF R1	22.254 +0.020	22.875	24.239	22.615	<b>1'31.983</b> 1'32.003	11	0.020
14	<b>47 A. BASSANI</b>	ITA	Kawasaki ZX-10RR	22.172	22.985 +0.034	24.204 +0.031	22.673	<b>1'32.034</b> 1'32.099	14	0.065
15	<b>7 I. LECUONA</b>	ESP	Honda CBR1000 RR-R	22.026	23.060 +0.041	24.336	22.673	<b>1'32.095</b> 1'32.136	15	0.041
16	<b>14 S. LOWES</b>	GBR	Ducati Panigale V4R	22.217	23.039 +0.131	24.324	22.579	<b>1'32.159</b> 1'32.290	16	0.131
17	<b>77 D. AEGERTER</b>	SUI	Yamaha YZF R1	22.318 +0.237	23.020 +0.116	24.244	22.640	<b>1'32.222</b> 1'32.575	20	0.353
18	<b>65 J. REA</b>	GBR	Yamaha YZF R1	22.200 +0.010	23.026	24.366 +0.085	22.729 +0.086	<b>1'32.321</b> 1'32.502	19	0.181
19	<b>97 X. VIERGE</b>	ESP	Honda CBR1000 RR-R	22.078 +0.038	23.132	24.424 +0.011	22.698	<b>1'32.332</b> 1'32.381	17	0.049
20	<b>5 P. OETTL</b>	GER	Yamaha YZF R1	22.183	23.084	24.355	22.784	<b>1'32.406</b> 1'32.406	18	
21	<b>53 T. RABAT</b>	ESP	Kawasaki ZX-10RR	22.329 +0.075	23.006 +0.157	24.408	22.934 +0.024	<b>1'32.677</b> 1'32.933	21	0.256
22	<b>36 L. MERCADO</b>	ARG	Honda CBR1000 RR-R	22.363	23.272 +0.141	24.464	22.972	<b>1'33.071</b> 1'33.212	22	0.141
23	<b>79 H. GILLIM</b>	USA	Honda CBR1000 RR-R	22.591 +0.278	23.338 +0.278	24.762	23.046	<b>1'33.737</b> 1'34.293	23	0.556
<b>Overall Ideal Time</b>				21.771	22.589	24.010	22.331	<b>1'30.701</b>		

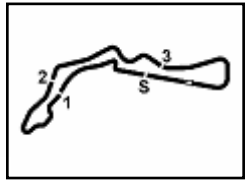
20/07/2024

These data/results cannot be reproduced, stored and/or transmitted in whole or in part by any manner of electronic, mechanical, photocopying, recording, broadcasting or otherwise now known or herein after developed without the previous express consent by the copyright owner, except for reproduction in daily press and regular printed publications on sale to the public within 60 days of the event related to those data/results and always provided that copyright symbol appears together as follows below.

© DORNA WSBK ORGANIZATION Srl 2024

FIGR PERUGIA TIMING





Autodrom Most 4.212 m

## Czech Round, 19-21 July 2024

### Chronological Analysis Free Practice 3rd Session

1 / 3

1° 54 T. RAZGATLIOGLU [1'30.719]							
Lap	Seg1	Seg2	Seg3	Seg4	Lap Time	km/h	Local Time
1		24.433	25.245	23.447			
2	22.088	23.107	24.390	22.525	1'32.110	296,8	9:03'30.491
3	25.181	25.363	24.471	22.583	1'37.598	300,8	9:05'08.089
4	22.137	22.926	24.277	22.567	1'31.907	<b>301,6</b>	9:06'39.996
5	28.028	24.706	24.565	33.554	1'50.853P	<b>301,6</b>	9:08'30.849
6	2'45.552	24.121	25.289	22.806	3'57.768P		9:12'28.617
7	21.789	<b>22.589</b>	<b>24.010</b>	<b>22.331</b>	<b>1'30.719</b>	296,8	9:13'59.336
8	22.295	23.500	24.124	22.690	1'32.609	299,2	9:15'31.945
9	21.847	22.595	24.031	22.456	1'30.929	296,8	9:17'02.874
10	21.797	22.593	24.157	22.607	1'31.154	297,6	9:18'34.028
11	<b>21.771</b>	22.719	24.095	22.533	1'31.118	297,6	9:20'05.146

2° 29 A. IANNONE [1'31.509]							
Lap	Seg1	Seg2	Seg3	Seg4	Lap Time	km/h	Local Time
1		24.637	25.112	23.177			
2	22.642	23.200	24.322	22.736	1'32.900	297,6	9:03'31.664
3	24.403	25.113	24.588	22.893	1'36.997	297,6	9:05'08.661
4	22.147	23.011	24.192	22.603	1'31.953	299,2	9:06'40.614
5	27.839	24.607	24.564	33.997	1'51.007CP	<b>305,0</b>	9:08'31.621
6	5'27.901	29.836	25.429	23.170	6'46.336P		9:15'17.957
7	22.463	30.348	28.481	24.112	1'45.404	294,4	9:17'03.361
8	22.127	22.862	<b>24.073</b>	<b>22.536</b>	1'31.598	296,0	9:18'34.959
9	<b>21.870</b>	<b>22.807</b>	24.228	22.604	<b>1'31.509</b>	296,0	9:20'06.468

3° 1 A. BAUTISTA [1'31.538]							
Lap	Seg1	Seg2	Seg3	Seg4	Lap Time	km/h	Local Time
1		24.514	24.663	22.742			
2	22.226	23.161	<b>24.038</b>	<b>22.424</b>	1'31.849	300,0	9:03'35.135
3	22.137	23.032	24.489	22.763	1'32.421	<b>303,3</b>	9:05'07.556
4	22.123	22.943	24.329	22.504	1'31.899	300,8	9:06'39.455
5	22.005	22.942	24.243	22.528	1'31.718	302,5	9:08'11.173
6	22.084	23.231	24.130	22.578	1'32.023	302,5	9:09'43.196
7	21.863	<b>22.889</b>	24.195	22.591	<b>1'31.538</b>	299,2	9:11'14.734
8	<b>21.862</b>	22.969	24.110	22.633	1'31.574	299,2	9:12'46.308
9	22.029	23.135	24.173	22.622	1'31.959	299,2	9:14'18.267
10	21.958	22.898	24.122	22.588	1'31.566	297,6	9:15'49.833
11	23.591	23.970	25.581	35.745	1'48.887P	299,2	9:17'38.720
12	2'09.941	23.309	24.411	22.643	3'20.304P		9:20'59.024

4° 11 N. BULEGA [1'31.595]							
Lap	Seg1	Seg2	Seg3	Seg4	Lap Time	km/h	Local Time
1		25.134	25.263	23.262			
2	22.800	23.125	24.315	22.456	1'32.696	292,8	9:04'25.367
3	21.924	22.977	24.238	22.615	1'31.754	294,4	9:05'57.121
4	22.094	22.985	24.398	22.455	1'31.932	295,2	9:07'29.053
5	21.984	<b>22.806</b>	24.289	22.575	1'31.654	294,4	9:09'00.707
6	<b>21.887</b>	22.853	26.436	36.583	1'47.759P	<b>296,0</b>	9:10'48.466
7	2'35.175	23.778	24.752	22.665	3'46.370P		9:14'34.836
8	22.020	23.014	24.288	<b>22.422</b>	1'31.744	294,4	9:16'06.580
9	21.965	22.920	<b>24.189</b>	22.521	<b>1'31.595</b>	295,2	9:17'38.175
10	22.049	22.994	24.266	22.555	1'31.864	294,4	9:19'10.039
11	22.126	23.126	24.497	22.717	1'32.466	295,2	9:20'42.505

5° 55 A. LOCATELLI [1'31.626]							
Lap	Seg1	Seg2	Seg3	Seg4	Lap Time	km/h	Local Time
1		24.572	24.838	23.059			
2	22.244	23.120	24.250	<b>22.559</b>	1'32.173	290,5	9:03'40.510
3	22.157	23.073	<b>24.181</b>	22.631	1'32.042	<b>295,2</b>	9:05'12.552
4	<b>22.016</b>	<b>22.830</b>	24.182	22.598	<b>1'31.626</b>	292,0	9:06'44.178
5	22.507	27.386	26.006	23.208	1'39.107	293,6	9:08'23.285

6	22.142	22.994	24.308	22.917	1'32.361	290,5	9:09'55.646
7	22.108	23.001	24.371	22.718	1'32.198	292,0	9:11'27.844
8	22.152	23.004	24.234	22.741	1'32.131	291,2	9:12'59.975
9	22.070	23.027	24.327	22.659	1'32.083	290,5	9:14'32.058
10	22.098	26.205	25.918	22.789	1'37.010	291,2	9:16'09.068
11	22.200	22.903	24.552	25.271	1'34.926	<b>295,2</b>	9:17'43.994
12	22.105	22.966	24.272	22.660	1'32.003	292,8	9:19'15.997
13	22.169	22.867	24.469	22.756	1'32.261	293,6	9:20'48.258

6° 22 A. LOWES [1'31.735]							
Lap	Seg1	Seg2	Seg3	Seg4	Lap Time	km/h	Local Time
1		24.572	24.706	24.184			
2	22.404	22.918	24.167	22.674	1'32.163	292,0	9:04'02.031
3	22.261	22.933	24.442	22.675	1'32.311	293,6	9:05'34.342
4	22.353	23.010	24.240	22.855	1'32.458	<b>295,2</b>	9:07'06.800
5	22.230	22.895	24.263	22.691	1'32.079	292,8	9:08'38.879
6	29.792	25.337	26.047	23.142	1'44.318C	292,0	9:10'23.197
7	22.166	<b>22.786</b>	24.177	<b>22.631</b>	1'31.760	291,2	9:11'54.957
8	28.806	23.858	25.072	23.464	1'41.200	276,6	9:13'36.157
9	22.133	22.838	<b>24.069</b>	22.695	<b>1'31.735</b>	289,7	9:15'07.892
10	22.283	22.922	24.444	22.895	1'32.544	292,0	9:16'40.436
11	22.141	22.985	24.292	22.757	1'32.175	291,2	9:18'12.611
12	<b>22.122</b>	23.018	24.283	22.789	1'32.212	292,8	9:19'44.823
13	22.129	22.938	24.171	22.785	1'32.023	292,0	9:21'16.846

7° 31 G. GERLOFF [1'31.907]							
Lap	Seg1	Seg2	Seg3	Seg4	Lap Time	km/h	Local Time
1		24.339	25.474	23.031			
2	22.415	23.326	24.807	22.784	1'33.332	296,8	9:03'24.147
3	22.564	23.202	24.616	22.904	1'33.286	296,8	9:04'57.433
4	22.484	23.241	24.494	22.774	1'32.993	293,6	9:06'30.426
5	24.519	24.689	25.265	34.791	1'49.264CP	296,0	9:08'19.690
6	2'27.281	23.779	25.194	22.961	3'39.215P		9:11'58.905
7	22.252	23.097	<b>24.226</b>	<b>22.543</b>	1'32.118	296,0	9:13'31.023
8	21.999	22.965	24.302	22.752	1'32.018	296,0	9:15'03.041
9	22.081	23.097	24.407	22.620	1'32.205	296,8	9:16'35.246
10	25.749	23.189	24.357	22.704	1'35.999	<b>299,2</b>	9:18'11.245
11	<b>21.963</b>	23.137	24.300	22.710	1'32.110	297,6	9:19'43.355
12	22.046	<b>22.931</b>	24.265	22.665	<b>1'31.907</b>	294,4	9:21'15.262

8° 9 D. PETRUCCI [1'31.979]							
Lap	Seg1	Seg2	Seg3	Seg4	Lap Time	km/h	Local Time
1		24.436	25.097	23.270			
2	22.156	23.194	24.620	<b>22.674</b>	1'32.644	296,0	9:03'34.882
3	22.144	23.040	24.609	22.918	1'32.711	296,8	9:05'07.593
4	22.281	23.126	24.668	22.785	1'32.860	296,0	9:06'40.453
5	22.279	23.039	24.476	22.754	1'32.548	<b>301,6</b>	9:08'13.001
6	22.052	23.012	24.275	22.745	1'32.084	294,4	9:09'45.085
7	<b>21.961</b>	<b>22.978</b>	<b>24.263</b>	22.777	<b>1'31.979</b>	295,2	9:11'17.064
8	26.813	27.266	28.801	36.698	1'59.578P	294,4	9:13'16.642
9	4'56.163	24.224	25.342	22.914	6'08.643P		9:19'25.285
10	22.007	23.556	24.742	22.903	1'33.208	293,6	9:20'58.493

9° 21 M. RINALDI [1'31.985]							
Lap	Seg1	Seg2	Seg3	Seg4	Lap Time	km/h	Local Time
1		24.468	24.780	23.000			
2	22.425	23.245	24.317	22.764	1'32.751	<b>296,0</b>	9:03'36.647
3	22.417	23.183	24.164	<b>22.614</b>	1'32.378	<b>296,0</b>	9:05'09.025
4	22.525	23.182	24.263	22.863	1'32.833	293,6	9:06'41.858
5	27.021	24.794	24.848	35.211	1'51.874CP	267,2	9:08'33.732
6	3'40.304	24.235	24.769	22.900	4'52.208P		9:13'25.940
7	22.261	23.105	24.219	22.622	1'32.207	292,8	9:14'58.147

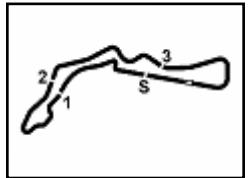
20/07/2024

P = Pits In/Out - C = Lap Time Cancelled

These data/results cannot be reproduced, stored and/or transmitted in whole or in part by any manner of electronic, mechanical, photocopying, recording, broadcasting or otherwise now known or herein after developed without the previous express consent by the copyright owner, except for reproduction in daily press and regular printed publications on sale to the public within 60 days of the event related to those data/results and always provided that copyright symbol appears together as follows below.

© DORNA WSBK ORGANIZATION Srl 2024





Autodrom Most 4.212 m

## Czech Round, 19-21 July 2024

### Chronological Analysis Free Practice 3rd Session

2 / 3

8	22.073	23.233	26.899	23.597	1'35.802	293,6	9:16'33.949
9	22.162	23.082	<b>24.124</b>	22.743	1'32.111	292,8	9:18'06.060
10	33.362	26.028	25.679	23.423	1'48.492C	277,3	9:19'54.552
11	22.213	<b>23.016</b>	<b>24.124</b>	22.632	<b>1'31.985</b>	294,4	9:21'26.537

10° 87 R. GARDNER [1'32.001]							
Lap	Seg.1	Seg.2	Seg.3	Seg.4	Lap Time	km/h	Local Time
1		24.508	25.893	23.229			
2	22.843	24.478	24.564	23.396	1'35.281	288,2	9:03'25.011
3	22.962	23.120	24.340	22.881	1'33.303	291,2	9:04'58.314
4	22.444	23.103	24.334	22.790	1'32.671	288,9	9:06'30.985
5	22.344	22.921	<b>24.204</b>	22.744	1'32.213	<b>292,8</b>	9:08'03.198
6	22.237	22.983	24.261	22.731	1'32.212	289,7	9:09'35.410
7	22.280	23.081	27.421	38.443	1'51.225P	288,9	9:11'26.635
8	4'20.423	24.945	25.371	23.003	5'33.742P		9:17'00.377
9	<b>22.112</b>	29.628	25.306	22.791	1'39.837	288,2	9:18'40.214
10	22.264	<b>22.907</b>	24.205	<b>22.625</b>	<b>1'32.001</b>	291,2	9:20'12.215

11° 28 B. RAY [1'32.003]							
Lap	Seg.1	Seg.2	Seg.3	Seg.4	Lap Time	km/h	Local Time
1		25.157	25.715	23.494			
2	23.123	34.562	25.610	23.231	1'46.526	288,9	9:03'40.388
3	22.849	23.354	24.562	22.843	1'33.608	288,9	9:05'13.996
4	22.353	23.132	24.471	22.952	1'32.908	<b>289,7</b>	9:06'46.904
5	30.306	24.009	25.043	23.089	1'42.447C	288,9	9:08'29.351
6	22.359	23.104	24.552	22.831	1'32.846	288,2	9:10'02.197
7	23.149	24.327	25.108	36.437	1'49.021P	288,2	9:11'51.218
8	3'36.714	26.549	24.864	22.989	4'51.116P		9:16'42.334
9	22.274	<b>22.875</b>	<b>24.239</b>	<b>22.615</b>	<b>1'32.003</b>	288,9	9:18'14.337
10	<b>22.254</b>	23.158	24.310	22.812	1'32.534	<b>289,7</b>	9:19'46.871
11	22.463	23.987	24.876	23.030	1'34.356	288,9	9:21'21.227

12° 60 M. VAN DER MARK [1'32.010]							
Lap	Seg.1	Seg.2	Seg.3	Seg.4	Lap Time	km/h	Local Time
1		25.536	25.862	23.088			
2	22.373	23.475	24.706	22.677	1'33.231	296,8	9:03'28.813
3	22.203	23.067	24.523	22.519	1'32.312	296,8	9:05'01.125
4	22.379	23.186	<b>24.265</b>	23.920	1'33.750	296,8	9:06'34.875
5	33.160	25.858	24.774	35.548	1'59.340CP	171,0	9:08'34.215
6	5'04.412	28.387	24.426	22.611	6'19.836P		9:14'54.051
7	22.241	<b>22.984</b>	24.273	<b>22.512</b>	<b>1'32.010</b>	<b>298,4</b>	9:16'26.061
8	<b>22.134</b>	23.065	24.502	22.799	1'32.500	297,6	9:17'58.561
9	22.214	23.019	24.439	22.683	1'32.355	293,6	9:19'30.916
10	22.239	23.261	24.355	22.818	1'32.673	292,8	9:21'03.589

13° 45 S. REDDING [1'32.056]							
Lap	Seg.1	Seg.2	Seg.3	Seg.4	Lap Time	km/h	Local Time
1		25.167	25.620	23.241			
2	22.292	23.080	24.278	22.715	1'32.365	292,8	9:03'57.393
3	22.156	<b>22.794</b>	24.347	22.759	<b>1'32.056</b>	293,6	9:05'29.449
4	22.195	23.023	24.268	22.761	1'32.247	<b>295,2</b>	9:07'01.696
5	22.186	23.026	24.389	22.806	1'32.407	294,4	9:08'34.103
6	29.686	24.489	24.879	22.881	1'41.935C	294,4	9:10'16.038
7	22.159	23.029	24.333	22.756	1'32.277	293,6	9:11'48.315
8	<b>22.148</b>	22.960	24.568	22.776	1'32.452	292,8	9:13'20.767
9	22.237	23.094	24.398	22.778	1'32.507	293,6	9:14'53.274
10	29.181	26.851	24.775	22.800	1'43.607C	294,4	9:16'36.881
11	22.258	22.957	<b>24.221</b>	<b>22.693</b>	1'32.129	294,4	9:18'09.010
12	30.702	25.280	25.397	23.180	1'44.559C	294,4	9:19'53.569
13	22.235	22.982	24.371	22.778	1'32.366	292,0	9:21'25.935

14° 47 A. BASSANI [1'32.099]							
Lap	Seg.1	Seg.2	Seg.3	Seg.4	Lap Time	km/h	Local Time
1		24.395	26.222	23.460			
2	22.588	23.164	24.820	23.163	1'33.735	288,9	9:03'52.035
3	22.371	<b>22.985</b>	<b>24.204</b>	22.700	1'32.260	288,9	9:05'24.295
4	24.179	26.310	26.404	24.090	1'40.983	292,0	9:07'05.278
5	<b>22.172</b>	23.019	24.235	<b>22.673</b>	<b>1'32.099</b>	292,0	9:08'37.377
6	23.223	24.352	24.957	23.008	1'35.540	<b>292,8</b>	9:10'12.917
7	22.231	23.210	24.424	22.808	1'32.673	291,2	9:11'45.590
8	22.458	23.150	24.449	23.112	1'33.169	290,5	9:13'18.759
9	22.444	23.280	24.493	23.053	1'33.270	289,7	9:14'52.029
10	22.401	23.185	24.561	22.864	1'33.011	291,2	9:16'25.040
11	22.514	26.221	27.140	24.180	1'40.055	290,5	9:18'05.095
12	22.435	23.207	24.664	22.961	1'33.267	289,7	9:19'38.362
13	22.325	23.337	24.599	23.008	1'33.269	292,0	9:21'11.631

15° 7 I. LECUONA [1'32.136]							
Lap	Seg.1	Seg.2	Seg.3	Seg.4	Lap Time	km/h	Local Time
1		25.374	25.770	23.521			
2	22.570	23.701	24.549	23.016	1'33.836	292,0	9:03'26.789
3	23.013	23.317	24.739	22.992	1'34.061	291,2	9:05'00.850
4	22.201	23.195	24.481	22.783	1'32.660	290,5	9:06'33.510
5	22.233	23.192	25.504	23.018	1'33.947	292,0	9:08'07.457
6	22.274	23.219	24.539	22.909	1'32.941	289,7	9:09'40.398
7	22.212	25.685	25.068	36.063	1'49.028P	289,7	9:11'29.426
8	2'49.312	24.656	24.815	24.178	4'02.961P		9:15'32.387
9	22.253	23.192	24.491	22.760	1'32.696	291,2	9:17'05.083
10	<b>22.026</b>	23.101	<b>24.336</b>	<b>22.673</b>	<b>1'32.136</b>	288,9	9:18'37.219
11	22.094	<b>23.060</b>	24.494	22.686	1'32.334	<b>295,2</b>	9:20'09.553

16° 14 S. LOWES [1'32.290]							
Lap	Seg.1	Seg.2	Seg.3	Seg.4	Lap Time	km/h	Local Time
1		25.005	26.336	23.347			
2	22.641	23.220	24.582	22.820	1'33.263	288,9	9:04'01.720
3	22.291	<b>23.039</b>	24.441	22.688	1'32.459	289,7	9:05'34.179
4	29.065	24.072	24.770	22.982	1'40.889C	290,5	9:07'15.068
5	22.319	23.070	24.457	22.687	1'32.533	289,7	9:08'47.601
6	22.958	23.431	24.837	22.926	1'34.152	292,0	9:10'21.753
7	22.490	23.070	24.388	23.051	1'32.999	292,0	9:11'54.752
8	22.649	33.773	26.018	23.049	1'45.489	290,5	9:13'40.241
9	<b>22.217</b>	23.170	<b>24.324</b>	<b>22.579</b>	<b>1'32.290</b>	290,5	9:15'12.531
10	22.328	23.105	24.363	22.696	1'32.492	291,2	9:16'45.023
11	22.458	27.648	25.746	23.015	1'38.867	<b>292,8</b>	9:18'23.890
12	23.345	23.370	24.697	22.890	1'34.302	291,2	9:19'58.192
13	22.238	23.057	24.372	22.723	1'32.390	292,0	9:21'30.582

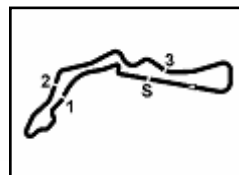
17° 97 X. VIERGE [1'32.381]							
Lap	Seg.1	Seg.2	Seg.3	Seg.4	Lap Time	km/h	Local Time
1		27.492	26.602	23.782			
2	22.209	23.331	24.758	22.780	1'33.078	295,2	9:03'29.749
3	22.574	23.654	25.242	28.635	1'40.105	<b>300,8</b>	9:05'09.854
4	22.210	23.294	<b>24.424</b>	22.874	1'32.802	299,2	9:06'42.656
5	23.495	27.800	26.417	35.172	1'52.884P	296,0	9:08'35.540
6	3'46.365	24.985	24.926	22.844	4'59.120P		9:13'34.660
7	22.116	<b>23.132</b>	24.435	<b>22.698</b>	<b>1'32.381</b>	293,6	9:15'07.041
8	22.258	23.353	25.299	22.978	1'33.888	294,4	9:16'40.929
9	22.125	23.181	24.520	22.776	1'32.602	297,6	9:18'13.531
10	<b>22.078</b>	31.322	25.347	23.178	1'41.925	296,0	9:19'55.456
11	22.095	23.185	24.566	22.842	1'32.688	297,6	9:21'28.144

18° 5 P. OETTL [1'32.406]							
Lap	Seg.1	Seg.2	Seg.3	Seg.4	Lap Time	km/h	Local Time
1							

20/07/2024 P = Pits In/Dut - C = Lap Time Cancelled

These data/results cannot be reproduced, stored and/or transmitted in whole or in part by any manner of electronic, mechanical, photocopying, recording, broadcasting or otherwise now known or herein after developed without the previous express consent by the copyright owner, except for reproduction in daily press and regular printed publications on sale to the public within 60 days of the event related to those data/results and always provided that copyright symbol appears together as follows below.

© DORNA WSBK ORGANIZATION Srl 2024



Autodrom Most 4.212 m

## Czech Round, 19-21 July 2024

### Chronological Analysis Free Practice 3rd Session

3 / 3

1		25.224	25.785	23.486					8	22.639	<b>23.272</b>	24.628	22.985	1'33.524	290,5	9:15'53.524
2	23.055	24.152	25.095	23.107	1'35.409	288,2	9:03'29.510		9	<b>22.363</b>	23.413	<b>24.464</b>	<b>22.972</b>	<b>1'33.212</b>	288,9	9:17'26.736
3	22.506	23.503	24.899	23.272	1'34.180	288,9	9:05'03.690	10	22.584	23.360	28.994	23.816	1'38.754	288,2	9:19'05.490	
4	22.585	23.425	24.749	22.941	1'33.700	288,2	9:06'37.390	11	22.578	23.530	24.807	23.225	1'34.140	288,9	9:20'39.630	
5	22.343	23.336	24.612	22.939	1'33.230	287,4	9:08'10.620									
6	26.638	24.071	24.897	35.694	1'51.300CP	288,9	9:10'01.920									
7	3'30.748	23.533	24.490	22.831	4'41.602P		9:14'43.522									
8	<b>22.183</b>	<b>23.084</b>	<b>24.355</b>	<b>22.784</b>	<b>1'32.406</b>	286,7	9:16'15.928									
9	24.220	34.582	26.422	24.334	1'49.558	287,4	9:18'05.486									
10	22.497	23.216	24.551	23.321	1'33.585	<b>290,5</b>	9:19'39.071									
11	22.529	23.122	24.655	22.835	1'33.141	289,7	9:21'12.212									

19° 65 J. REA [1'32.502]							
Lap	Seg.1	Seg.2	Seg.3	Seg.4	Lap Time	km/h	Local Time
1		24.665	25.480	23.372			
2	22.639	23.512	24.941	22.981	1'34.073	292,0	9:03'34.262
3	22.477	23.262	24.576	<b>22.729</b>	1'33.044	290,5	9:05'07.306
4	22.219	23.059	24.761	22.918	1'32.957	290,5	9:06'40.263
5	22.358	23.061	24.401	23.022	1'32.842	<b>297,6</b>	9:08'13.105
6	22.327	24.597	25.263	23.107	1'35.294	294,4	9:09'48.399
7	<b>22.200</b>	23.113	24.448	33.774	1'43.535P	290,5	9:11'31.934
8	3'20.368	26.455	26.827	23.029	4'36.679CP		9:16'08.613
9	23.139	23.353	24.517	23.370	1'34.379	290,5	9:17'42.992
10	22.310	23.120	<b>24.366</b>	22.801	1'32.597	288,9	9:19'15.589
11	22.210	<b>23.026</b>	24.451	22.815	<b>1'32.502</b>	288,2	9:20'48.091

20° 77 D. AEGERTER [1'32.575]							
Lap	Seg.1	Seg.2	Seg.3	Seg.4	Lap Time	km/h	Local Time
1		25.721	25.758	23.641			
2	23.246	23.937	25.046	22.965	1'35.194	289,7	9:03'45.387
3	22.498	23.412	24.639	22.951	1'33.500	291,2	9:05'18.887
4	22.627	23.308	24.630	22.890	1'33.455	291,2	9:06'52.342
5	22.599	23.385	24.775	22.920	1'33.679	290,5	9:08'26.021
6	22.504	23.376	24.764	22.995	1'33.639	291,2	9:09'59.660
7	22.494	24.048	25.045	35.394	1'46.981P	290,5	9:11'46.641
8	3'51.973	29.638	29.020	26.851	5'17.482P		9:17'04.123
9	22.555	23.136	<b>24.244</b>	<b>22.640</b>	<b>1'32.575</b>	<b>294,4</b>	9:18'36.698
10	<b>22.318</b>	<b>23.020</b>	24.429	22.814	1'32.581	292,8	9:20'09.279

21° 53 T. RABAT [1'32.933]							
Lap	Seg.1	Seg.2	Seg.3	Seg.4	Lap Time	km/h	Local Time
1		24.904	25.618	23.708			
2	23.140	24.142	25.110	23.332	1'35.724	289,7	9:03'21.185
3	22.797	25.232	27.031	35.298	1'50.358P	288,9	9:05'11.543
4	3'08.378	24.343	25.335	26.180	4'24.236P		9:09'35.779
5	22.492	23.146	24.646	<b>22.934</b>	1'33.218	288,9	9:11'08.997
6	22.412	23.383	24.703	22.993	1'33.491	292,8	9:12'42.488
7	22.601	23.409	27.863	23.154	1'37.027	292,0	9:14'19.515
8	22.624	23.266	34.933	26.915	1'47.738	290,5	9:16'07.253
9	22.473	<b>23.006</b>	24.536	22.957	1'32.972	<b>295,2</b>	9:17'40.225
10	<b>22.329</b>	26.203	25.431	22.986	1'36.949	294,4	9:19'17.174
11	22.404	23.163	<b>24.408</b>	22.958	<b>1'32.933</b>	<b>295,2</b>	9:20'50.107

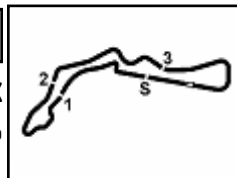
22° 36 L. MERCADO [1'33.212]							
Lap	Seg.1	Seg.2	Seg.3	Seg.4	Lap Time	km/h	Local Time
1		25.803	26.037	23.386			
2	23.082	23.874	24.975	23.148	1'35.079	288,2	9:03'26.767
3	23.637	23.627	24.982	23.092	1'35.338	288,9	9:05'02.105
4	22.798	23.447	24.786	23.275	1'34.306	<b>291,2</b>	9:06'36.411
5	22.647	23.380	24.800	23.137	1'33.964	288,2	9:08'10.375
6	22.610	30.439	25.219	35.478	1'53.746P	288,2	9:10'04.121
7	2'53.939	26.627	32.100	23.213	4'15.879P		9:14'20.000

20/07/2024 P = Pits In/Out - C = Lap Time Cancelled

These data/results cannot be reproduced, stored and/or transmitted in whole or in part by any manner of electronic, mechanical, photocopying, recording, broadcasting or otherwise now known or herein after developed without the previous express consent by the copyright owner, except for reproduction in daily press and regular printed publications on sale to the public within 60 days of the event related to those data/results and always provided that copyright symbol appears together as follows below.

© DORNA WSBK ORGANIZATION Srl 2024





Autodrom Most 4.212 m

## Czech Round, 19–21 July 2024

### Best Laps & Speeds

No.	Rider	Nat	Best Lap		FP1		FP2		FP3								
			LL	SPD	LL	SPD	LL	SPD	LL	SPD							
1	<b>54 T. RAZGATLIOGLU</b> BMW M 1000 RR	TUR	<b>1'30.719</b> 48 301,6		1'31.947 16 297,6		1'31.519 22 298,4		<b>1'30.719</b> 10 <b>301,6</b>								
2	<b>29 A. IANNONE</b> Ducati Panigale V4R	ITA	<b>1'31.509</b> 46 305,0		1'33.254 17 300,0		1'32.426 21 298,4		<b>1'31.509</b> 8 <b>305,0</b>								
3	<b>1 A. BAUTISTA</b> Ducati Panigale V4R	ESP	<b>1'31.538</b> 54 305,0		1'32.240 21 300,8		1'31.622 22 <b>305,0</b>		<b>1'31.538</b> 11 303,3								
4	<b>11 N. BULEGA</b> Ducati Panigale V4R	ITA	<b>1'31.595</b> 50 300,0		1'32.507 19 <b>300,0</b>		1'32.071 21 296,8		<b>1'31.595</b> 10 296,0								
5	<b>55 A. LOCATELLI</b> Yamaha YZF R1	ITA	<b>1'31.626</b> 50 296,0		1'33.031 20 <b>296,0</b>		1'32.369 18 294,4		<b>1'31.626</b> 12 295,2								
6	<b>22 A. LOWES</b> Kawasaki ZX-10RR	GBR	<b>1'31.735</b> 50 295,2		1'32.595 18 <b>295,2</b>		1'32.052 20 292,8		<b>1'31.735</b> 12 <b>295,2</b>								
7	<b>31 G. GERLOFF</b> BMW M 1000 RR	USA	<b>1'31.907</b> 52 299,2		1'33.540 19 298,4		1'32.461 22 <b>299,2</b>		<b>1'31.907</b> 11 <b>299,2</b>								
8	<b>9 D. PETRUCCI</b> Ducati Panigale V4R	ITA	<b>1'31.979</b> 47 301,6		1'32.362 19 300,8		1'32.110 19 298,4		<b>1'31.979</b> 9 <b>301,6</b>								
9	<b>21 M. RINALDI</b> Ducati Panigale V4R	ITA	<b>1'31.985</b> 30 296,0		1'32.800 16 <b>296,0</b>		4 229,2		<b>1'31.985</b> 10 <b>296,0</b>								
10	<b>87 R. GARDNER</b> Yamaha YZF R1	AUS	<b>1'32.001</b> 51 295,2		1'32.233 19 <b>295,2</b>		1'32.277 23 293,6		<b>1'32.001</b> 9 292,8								
11	<b>28 B. RAY</b> Yamaha YZF R1	GBR	<b>1'32.003</b> 47 291,2		1'33.456 18 288,9		1'33.011 19 <b>291,2</b>		<b>1'32.003</b> 10 289,7								
12	<b>60 M. VAN DER MARK</b> BMW M 1000 RR	NED	<b>1'32.010</b> 51 300,0		1'33.197 22 <b>300,0</b>		1'32.335 20 298,4		<b>1'32.010</b> 9 298,4								
13	<b>65 J. REA</b> Yamaha YZF R1	GBR	<b>1'32.033</b> 48 297,6		1'32.465 17 292,8		<b>1'32.033</b> 21 293,6		1'32.502 10 <b>297,6</b>								
14	<b>45 S. REDDING</b> BMW M 1000 RR	GBR	<b>1'32.056</b> 49 296,0		1'32.365 16 <b>296,0</b>		1'32.846 21 295,2		<b>1'32.056</b> 12 295,2								
15	<b>47 A. BASSANI</b> Kawasaki ZX-10RR	ITA	<b>1'32.099</b> 44 295,2		1'33.209 19 <b>295,2</b>		1'32.521 13 <b>295,2</b>		<b>1'32.099</b> 12 292,8								
16	<b>7 I. LECUONA</b> Honda CBR1000 RR-R	ESP	<b>1'32.136</b> 47 295,2		1'32.538 18 <b>295,2</b>		1'33.095 19 293,6		<b>1'32.136</b> 10 <b>295,2</b>								
17	<b>14 S. LOWES</b> Ducati Panigale V4R	GBR	<b>1'32.290</b> 48 294,4		1'33.611 18 291,2		1'32.448 18 <b>294,4</b>		<b>1'32.290</b> 12 292,8								
18	<b>97 X. VIERGE</b> Honda CBR1000 RR-R	ESP	<b>1'32.381</b> 41 300,8		1'33.014 19 299,2		1'33.155 12 298,4		<b>1'32.381</b> 10 <b>300,8</b>								
19	<b>5 P. OETTL</b> Yamaha YZF R1	GER	<b>1'32.406</b> 50 290,5		1'34.300 19 288,2		1'33.550 21 289,7		<b>1'32.406</b> 10 <b>290,5</b>								
20	<b>77 D. AEGERTER</b> Yamaha YZF R1	SUI	<b>1'32.501</b> 45 299,2		1'33.671 20 292,8		<b>1'32.501</b> 16 <b>299,2</b>		1'32.575 9 294,4								
21	<b>53 T. RABAT</b> Kawasaki ZX-10RR	ESP	<b>1'32.933</b> 49 299,2		1'33.609 17 296,0		1'32.962 22 <b>299,2</b>		<b>1'32.933</b> 10 295,2								
22	<b>36 L. MERCADO</b> Honda CBR1000 RR-R	ARG	<b>1'33.212</b> 46 292,8		1'34.772 18 <b>292,8</b>		1'33.993 18 <b>292,8</b>		<b>1'33.212</b> 10 291,2								
23	<b>79 H. GILLIM</b> Honda CBR1000 RR-R	USA	<b>1'34.293</b> 46 291,2		1'35.726 18 288,9		1'34.350 18 288,9		<b>1'34.293</b> 10 <b>291,2</b>								

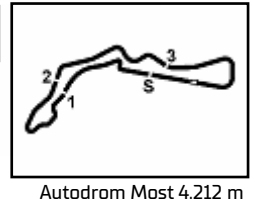
20/07/2024

These data/results cannot be reproduced, stored and/or transmitted in whole or in part by any manner of electronic, mechanical, photocopying, recording, broadcasting or otherwise now known or herein after developed without the previous express consent by the copyright owner, except for reproduction in daily press and regular printed publications on sale to the public within 60 days of the event related to those data/results and always provided that copyright symbol appears together as follows below.

© DORNA WSBK ORGANIZATION Srl 2024

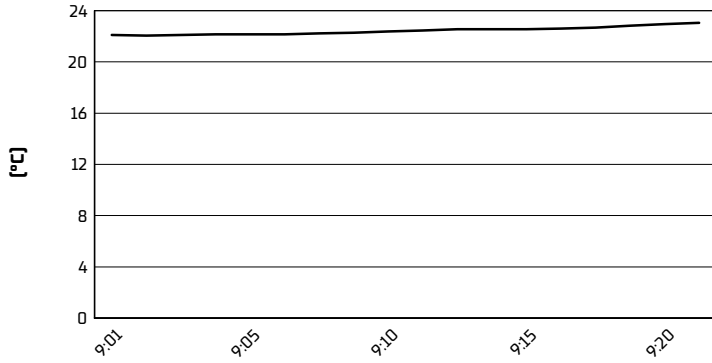
FICR PERUGIA TIMING



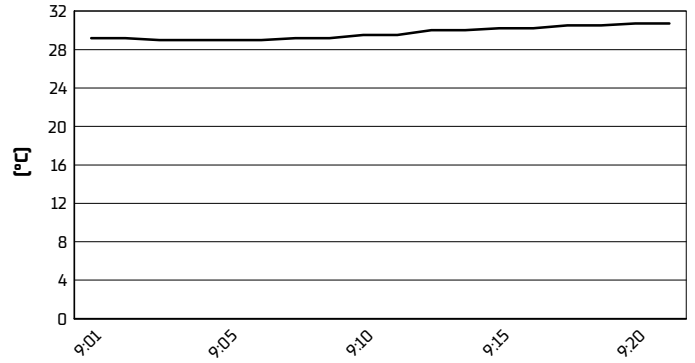


**Czech Round, 19-21 July 2024**  
**Weather Report Free Practice 3rd Session**  
Session started 09:00 - Session ended 9:22

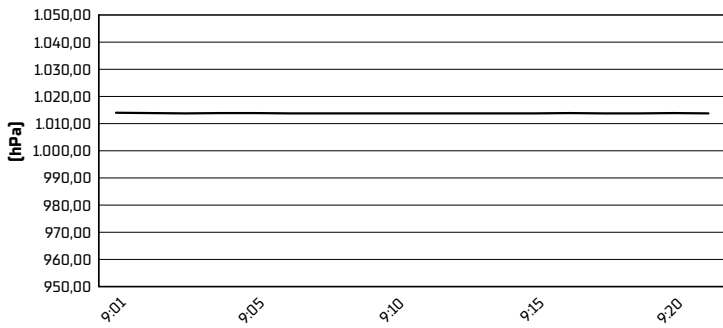
**Air Temperature**



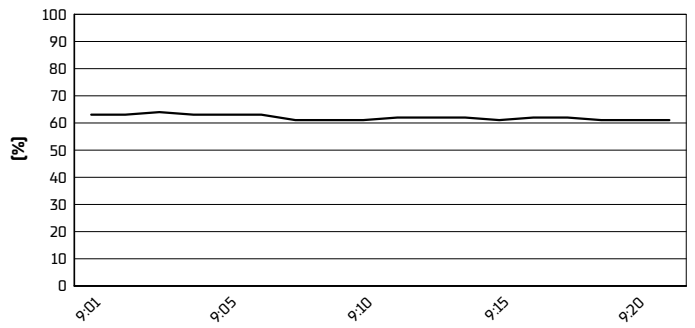
**Track Temperature**



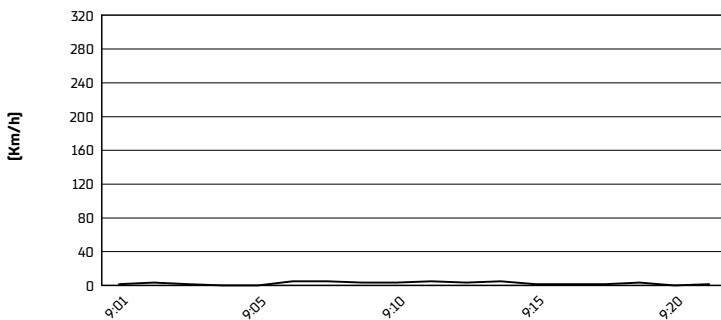
**Air Pressure**



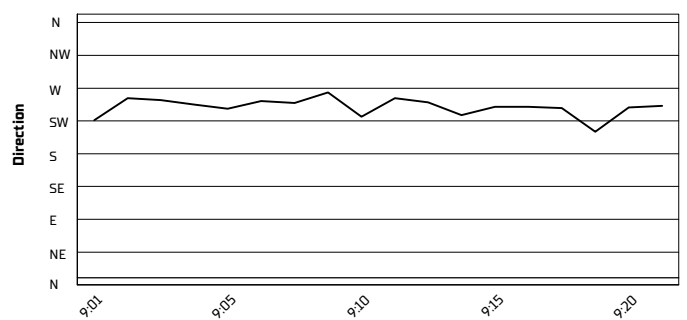
**Humidity**



**Wind Speed**



**Wind Direction**



20/07/2024

These data/results cannot be reproduced, stored and/or transmitted in whole or in part by any manner of electronic, mechanical, photocopying, recording, broadcasting or otherwise now known or herein after developed without the previous express consent by the copyright owner, except for reproduction in daily press and regular printed publications on sale to the public within 60 days of the event related to those data/results and always provided that copyright symbol appears together as follows below.

© DORNA WSBK ORGANIZATION Srl 2024